

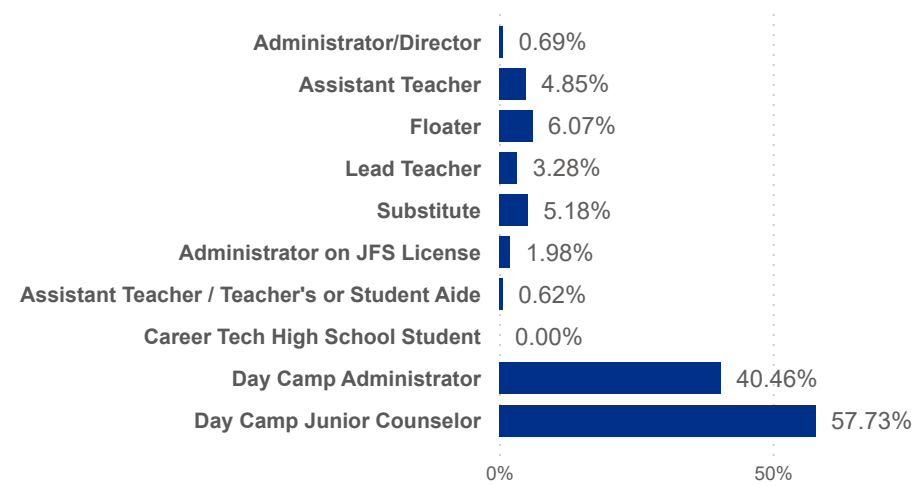


Date:  Program Type: 
 Job Title:  Teacher Age Group:  Education:  TEACH Status:

Date:  Position Type: 
 SUTQ Rating:  Total Duration:  Center Type:  Publicly Funded:  POWER Status:

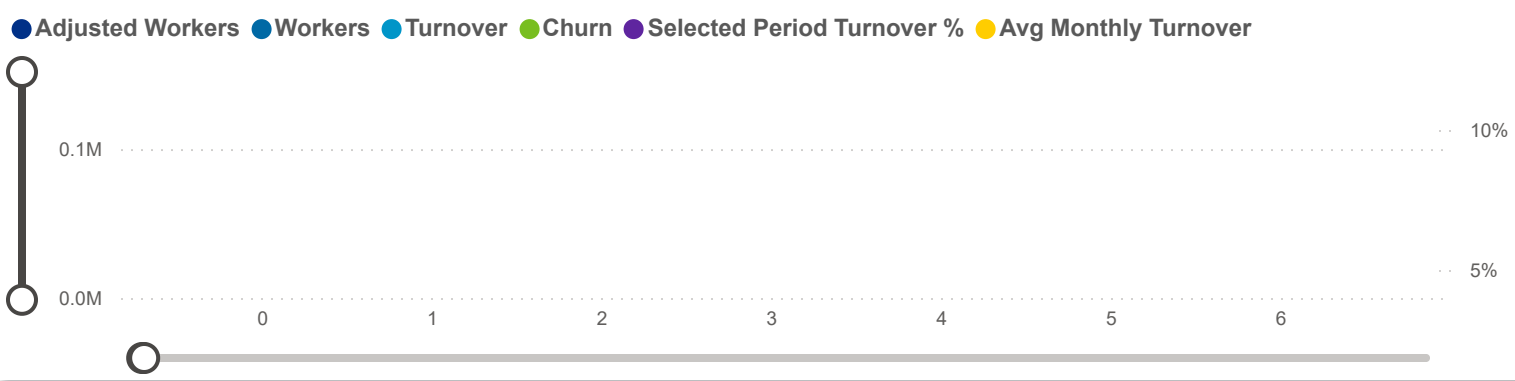
SDA>County:  Beale Code:  Student Age Group:  POWER Levels:

## Avg Monthly Turnover Rates by Job Title

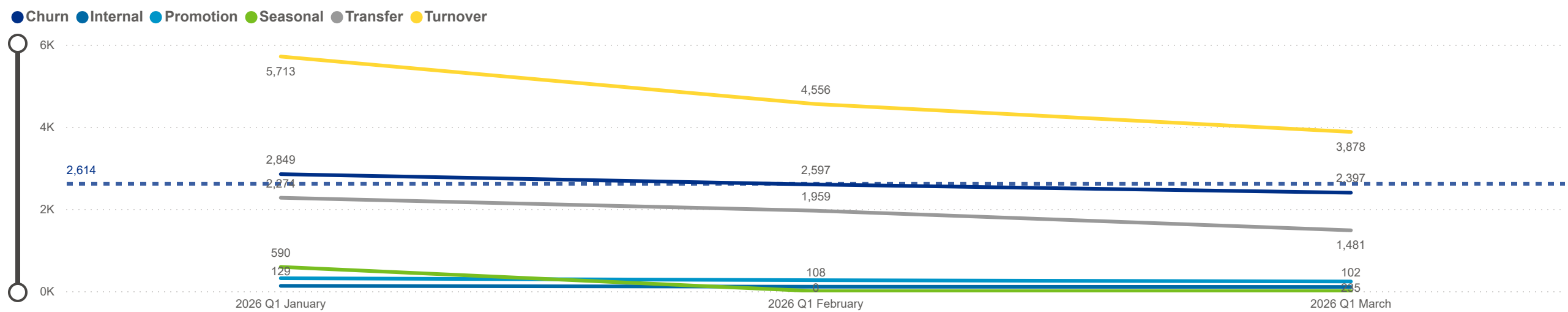


Avg Monthly Turnover	Adjusted Workers	Total Leaver	Total Stayer	Sel Period Turnover
<b>4.09%</b>	<b>123,630</b>	<b>7,785</b>	<b>115,845</b>	<b>11.44%</b>

## Avg Monthly Turnover and Number of Workers



## Categorization by Time Series





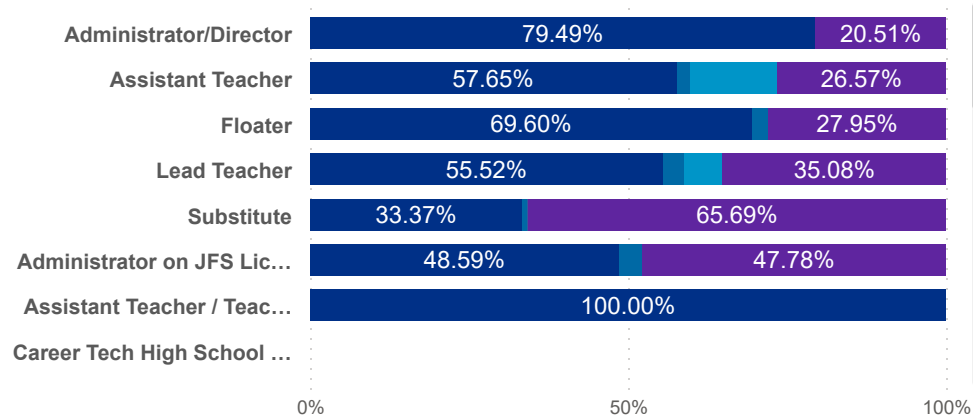
Date:  Program Type: 
 Job Title:  Teacher Age Group:  Education:  TEACH Status:

Date:  Position Type: 
 SUTQ Rating:  Total Duration:  Center Type:  Publicly Funded:  POWER Status:

SDA>County: 
 Total Duration:  Beale Code:  Student Age Group:  POWER Levels:

## Job Change Reasons by Job Title

● Churn ● Internal ● Promotion ● Seasonal ● Transfer



Avg Monthly Churn

2.27%

Adjusted Workers

123,630

Workload Median

5.14

Pay Median USD / hr

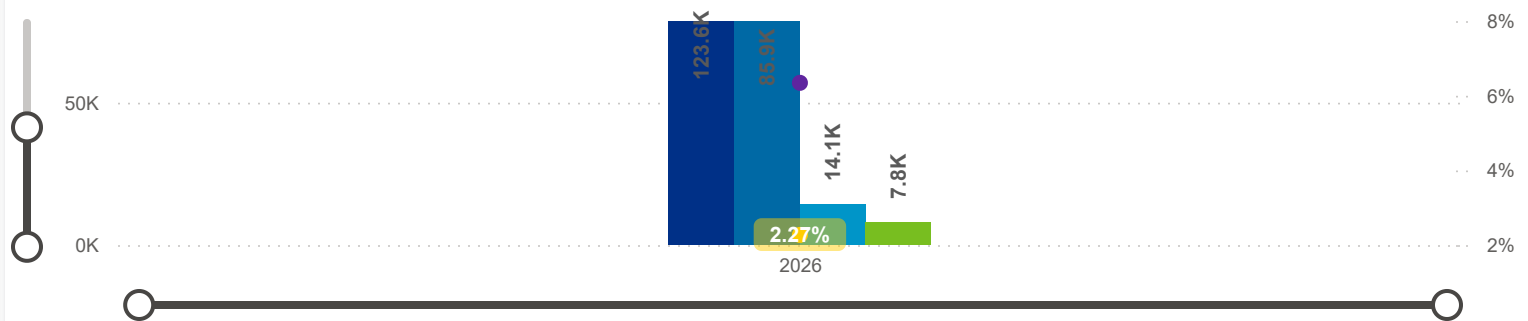
15.20

Avg ECE Duration

5.84

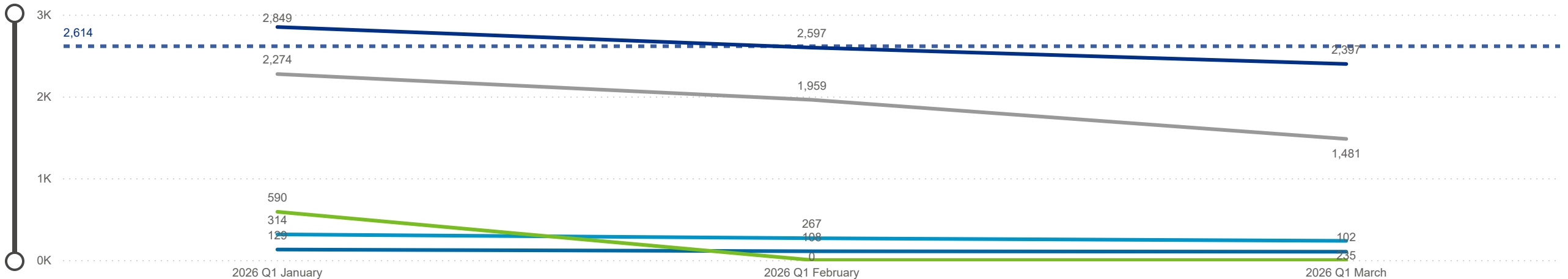
## Avg Monthly Churn and Number of Workers

● Adjusted Workers ● Workers ● Turnover ● Churn ● Selected Period Churn % ● Avg Monthly Churn



## Categorization by Time Series

● Churn ● Internal ● Promotion ● Seasonal ● Transfer



Date: 202601 | Program Type: Multiple select... | Job Title: All | Teacher Age Group: All | Education: All | TEACH Status: All  
 202603 | Position Type: All | SUTQ Rating: All | Total Duration: 0.00 | Center Type: All | Publicly Funded: All | POWER Status: All  
 SDA>County: All | Total Duration: 100.00 | Beale Code: All | Student Age Group: All | POWER Levels: All

Low Leaver % | High Leaver %

ADJUSTED WORKERS

123,630

TOTAL LEAVER

7,785

TOTAL STAYER

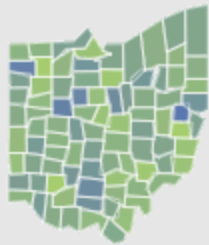
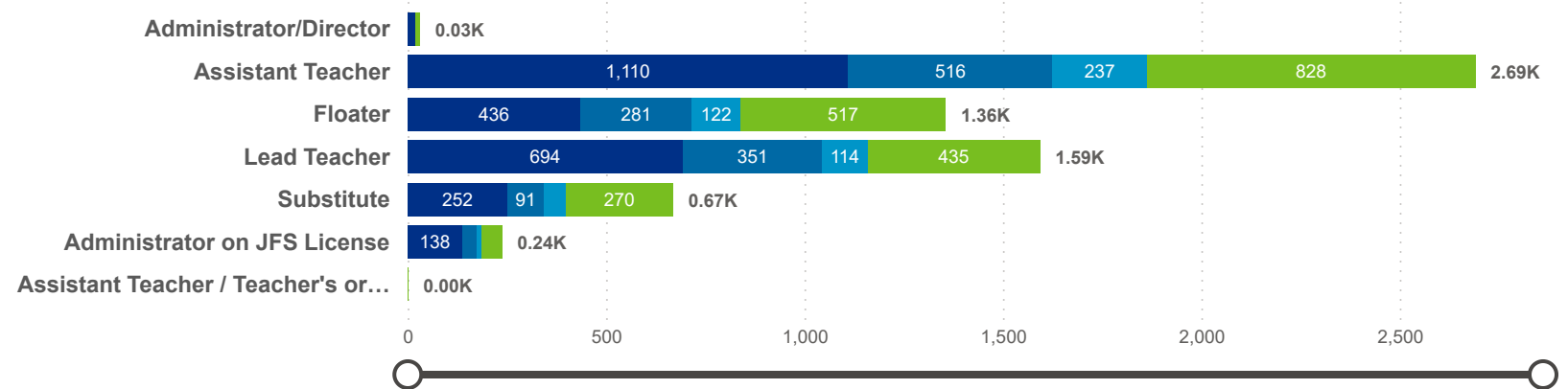
115,845

SELECTED PERIOD CHURN %

6.30%

Leaver by Job Title and Star Rating

Star Rating ● 0 ● 1 ● 2 ● 3



County	Adjusted Workers	Workers	Workers %	Total Leaver	Total Stayer	Selected Period Churn %	Stayer %	Avg Monthly Churn	Selected Period Turnover %	Avg Monthly Turnover	Workload Median	Avg Star Rating
Carroll OH	70	65	0.08%	9	61	12.86%	87.14%	4.62%	14.29%	5.13%	6.57	2.59
Monroe OH	135	81	0.09%	4	131	2.96%	97.04%	0.98%	3.70%	1.22%	3.60	2.52
Fayette OH	222	168	0.20%	19	203	8.56%	91.44%	2.99%	13.06%	4.56%	3.10	2.48
Hardin OH	232	161	0.19%	27	205	11.64%	88.36%	4.18%	14.22%	5.11%	4.53	2.35
Holmes OH	72	62	0.07%	4	68	5.56%	94.44%	1.78%	6.94%	2.22%	4.29	2.31
Noble OH	130	103	0.12%	9	121	6.92%	93.08%	2.45%	8.46%	2.99%	3.79	2.25
Harrison OH	53	48	0.06%	0	53	0.00%	100.00%	0.00%	0.00%	0.00%	6.00	2.22
Columbiana OH	867	515	0.60%	79	788	9.11%	90.89%	3.24%	12.46%	4.42%	3.73	2.21
Seneca OH	254	210	0.24%	16	238	6.30%	93.70%	2.21%	8.27%	2.90%	5.04	2.17
Knox OH	488	351	0.41%	14	474	2.87%	97.13%	1.15%	4.71%	1.65%	2.60	2.17
<b>Total</b>	<b>123,630</b>	<b>85,878</b>	<b>100.00%</b>	<b>7,785</b>	<b>115,845</b>	<b>6.30%</b>	<b>93.70%</b>	<b>2.27%</b>	<b>11.44%</b>	<b>4.09%</b>	<b>5.14</b>	<b>1.41</b>



Date:	202601	Program Type:	Multiple select... ▾	Job Title:	All ▾	Teacher Age Group:	All ▾	Education:	All ▾	TEACH Status:	All ▾
	202603	Position Type:	All ▾					Credential:	All ▾	TEACH Models:	All ▾
SDA>County:	All ▾	SUTQ Rating:	All ▾	Total Duration:	0.00	Center Type:	All ▾	Publicly Funded:	All ▾	POWER Status:	All ▾
					100.00	Beale Code:	All ▾	Student Age Group:	All ▾	POWER Levels:	All ▾

NUMBER OF WORKERS		AVG ECE DURATION (In Years)		HOURLY WAGE BANDS (USD)	
TOTAL LEAVER	TOTAL STAYER	LEAVER	STAYER	LEAVER (Hourly Wage MED)	STAYER (Hourly Wage MED)
<b>7,785</b>	<b>115,845</b>				



Date:  Program Type: 
 Job Title:  Teacher Age Group:  Education:  TEACH Status:

Date:  Position Type: 
 SUTQ Rating:  Total Duration:  Center Type:  Publicly Funded:  POWER Status:

SDA>County:  Beale Code:  Student Age Group:  POWER Levels:

### NUMBER OF WORKERS

### AVG ECE DURATION (In Years)

### HOURLY WAGE BANDS (USD)

LEAVER

STAYER

# 6.30%

# 93.70%

LEAVER

STAYER

# 4.20

# 5.92


LEAVER (Hourly Wage MED)

STAYER (Hourly Wage MED)

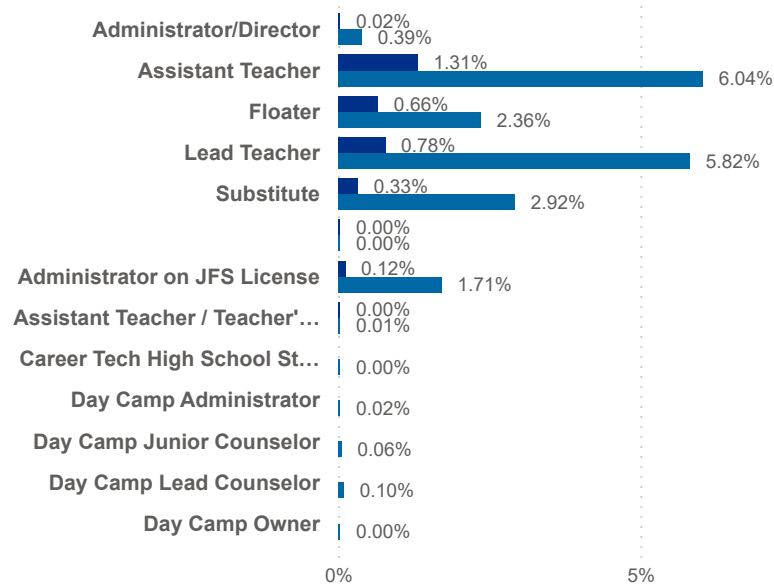
# 14.84

# 15.25

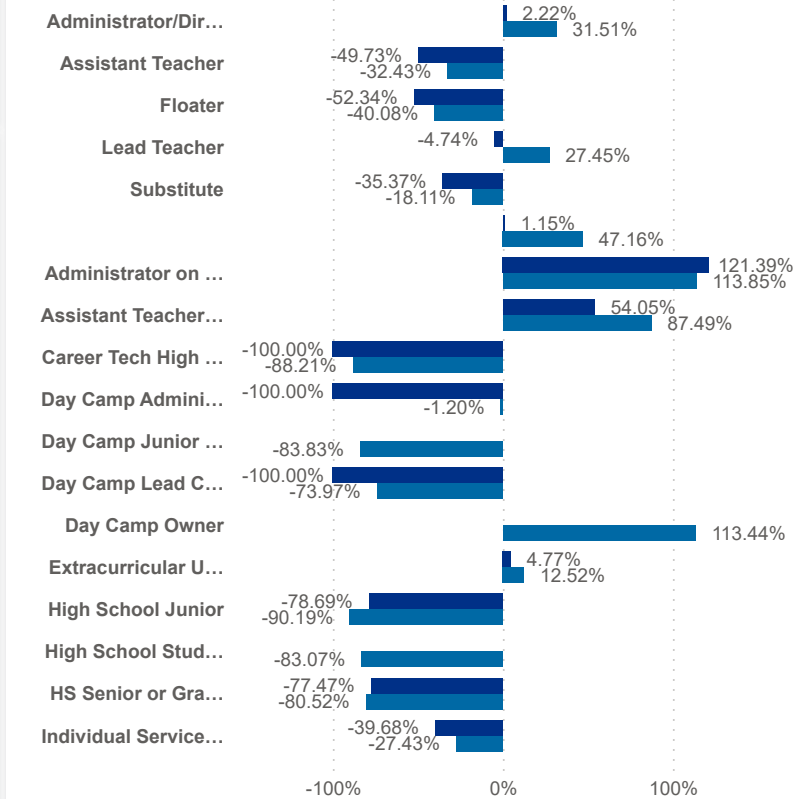
Leaver % Stayer %



Worker Status: Leaver Stayer



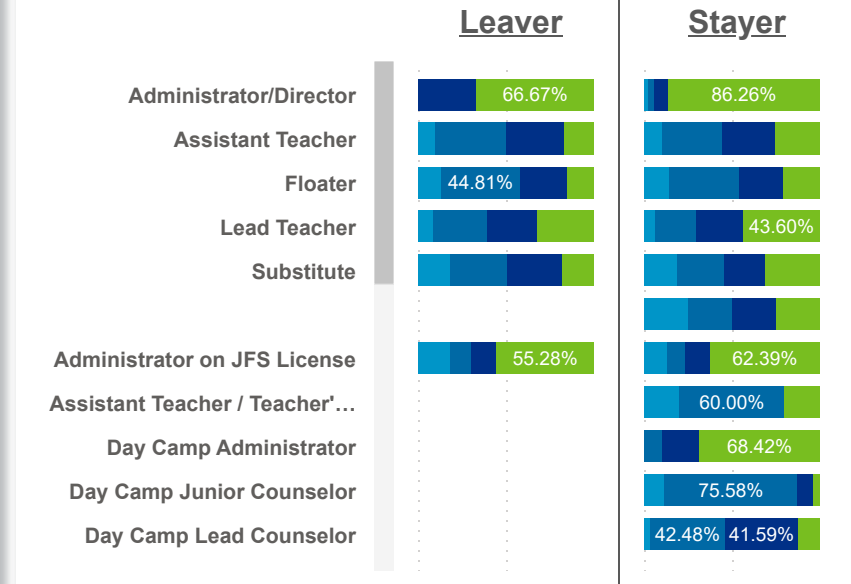
Worker Status: Leaver Stayer



Wage Bands: < 10 10 < .. < 11.6 11.6 < .. < 14 > 14



Wage Bands: < 10 10 < .. < 11.6 11.6 < .. < 14 > 14





Date:  Program Type: 
 Job Title:  Teacher Age Group:  Education:  TEACH Status:

Position Type: 
 SUTQ Rating:  Total Duration:  Center Type:  Publicly Funded:  POWER Status:

SDA>County:  Beale Code:  Student Age Group:  POWER Levels:

LEAVER (Avg Career Duration)

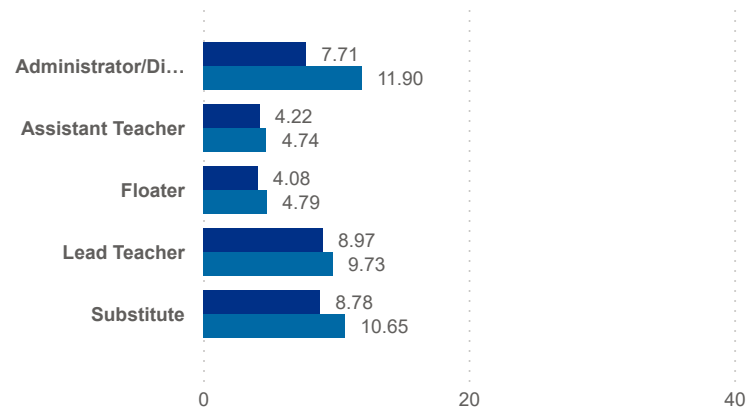
7.33

STAYER (Avg Career Duration)

10.40

Avg Career Duration by Job Title

Worker Status: ● Leaver ● Stayer



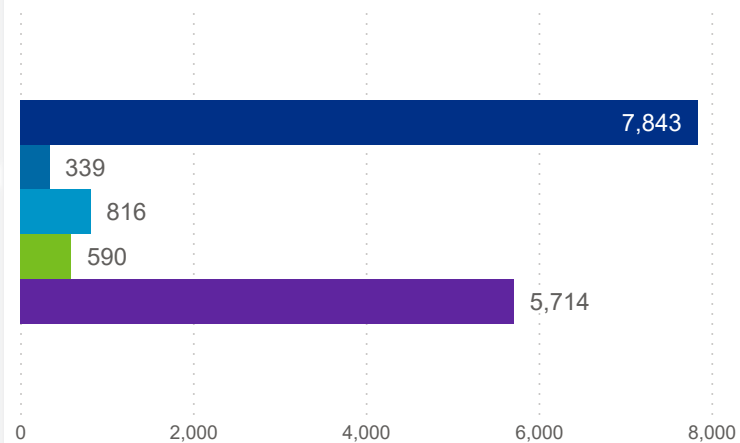
County	Job Title	Longest Serving Profile	\$ / hr	Seniority	Workload	Star Rating (M)
Adams	Administrator/Director	2.79		Early	6.68	
Allen	Administrator/Director	1.31		Early	8.64	
Ashland	Administrator/Director	1.96		Early	12.40	
Ashtabula	Administrator/Director	2.05		Early	8.25	
Athens	Administrator/Director	1.96		Early	3.79	
Auglaize	Administrator/Director	1.75		Early	7.36	
Belmont	Administrator/Director	1.95		Early	3.24	
Brown	Administrator/Director	3.50		Early	4.07	
Butler	Administrator/Director	2.12		Early	4.94	
Carroll	Administrator/Director	2.97		Early	7.43	
Champaign	Administrator/Director	2.73		Early	8.10	

TOTAL STAYER

115,845

Turnover Reasons

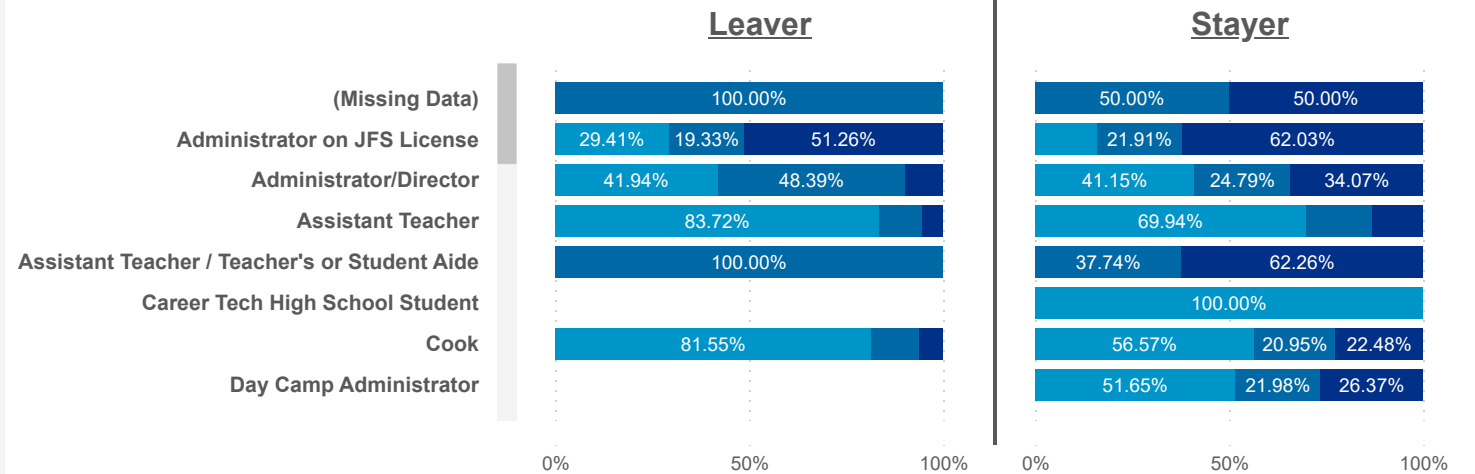
● Churn ● Internal ● Promotion ● Seasonal ● Transfer



STAYER (Promotion)

816

Seniority: ● Early ● Mid ● Senior





Date:  Program Type: 
 Job Title:  Teacher Age Group:  Education:  TEACH Status:

Date:  Position Type: 
 SUTQ Rating:  Total Duration:  Center Type:  Publicly Funded:  POWER Status:

SDA>County:  Beale Code:  Student Age Group:  POWER Levels:

### LEAVER (Avg Career Duration)

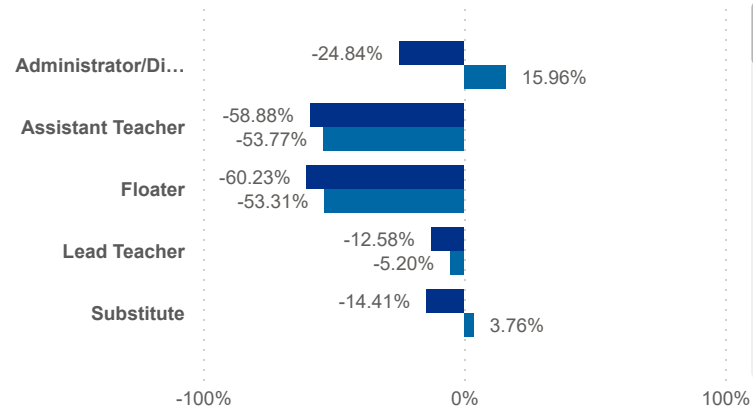
# 7.33

### STAYER (Avg Career Duration)

# 10.40

## Avg Career Duration by Job Title vs Mean

Worker Status: ● Leaver ● Stayer



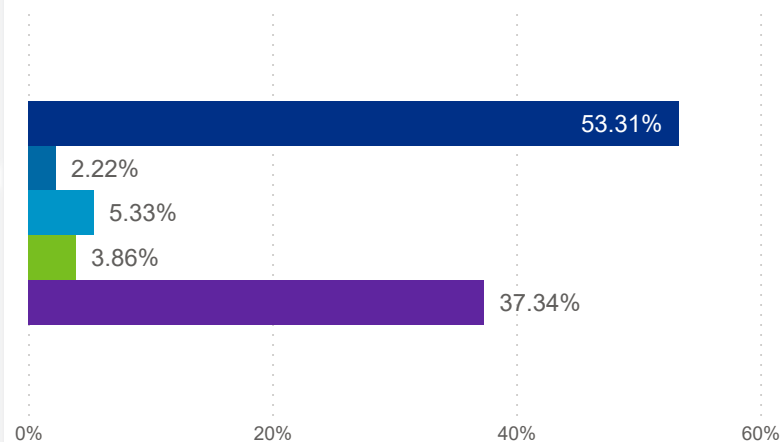
County	Job Title	Longest Serving Profile	\$ / hr	Seniority	Workload	Star Rating (mean)
Franklin	Individual Service Provider Not Used in Ratio	0.00	10.00	Early	3.09	1.0
Clermont	Assistant Teacher	0.01	11.50	Early	3.14	0.0
Hocking	Assistant Teacher	0.01	11.50	Early	8.25	0.0
Madison	Assistant Teacher	0.01	13.00	Early	12.90	0.0
Fairfield	Assistant Teacher	0.01	14.60	Early	9.93	0.0
Summit	Assistant Teacher	0.01	14.65	Early	6.71	3.0
Mahoning	Assistant Teacher	0.01	16.00	Early	9.43	3.0
Richland	Assistant Teacher	0.01	13.25	Mid	2.33	3.0
Champaign	Floater	0.01	11.50	Early	4.51	3.0
Stark	Floater	0.01	13.95	Early	4.71	3.0

### TOTAL STAYER

# 115,845

## Turnover Reasons

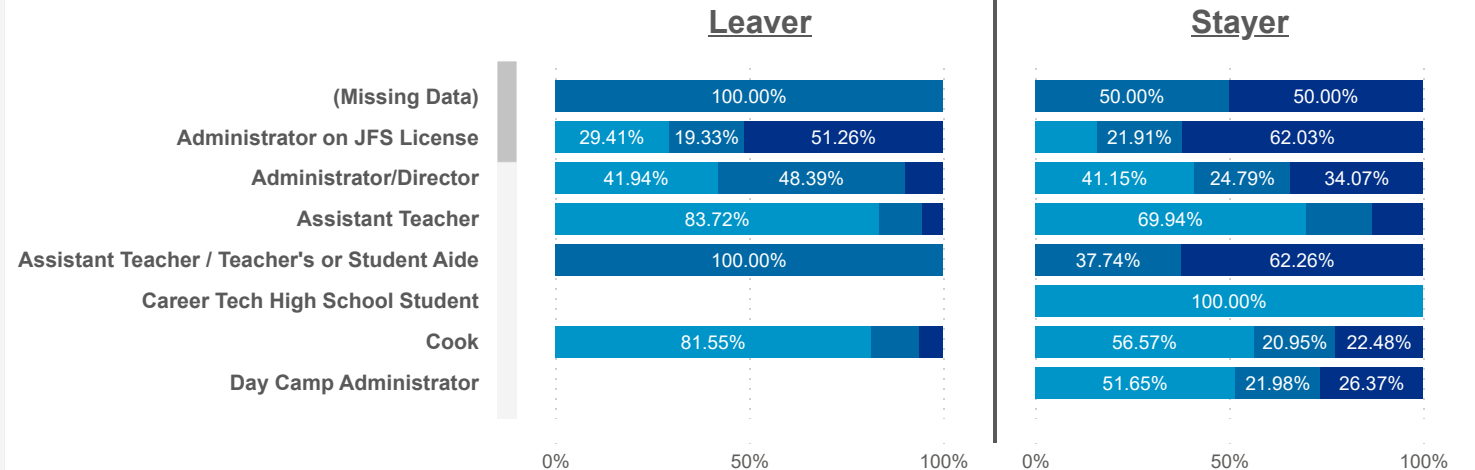
● Churn ● Internal ● Promotion ● Seasonal ● Transfer



### STAYER (Promotion)

# 816

Seniority: ● Early ● Mid ● Senior





Date:  Program Type: 
 Job Title:  Teacher Age Group:  Education:  TEACH Status:

202603 Position Type:  Credential:  TEACH Models:

SDA>County:  SUTQ Rating:  Total Duration:  Center Type:  Publicly Funded:  POWER Status:

100.00 Beale Code:  Student Age Group:  POWER Levels:

### PAY MEDIAN (USD)

LEAVER

# 14.84

STAYER

# 15.25

### PAY PROGRESSION (USD)

LEAVER

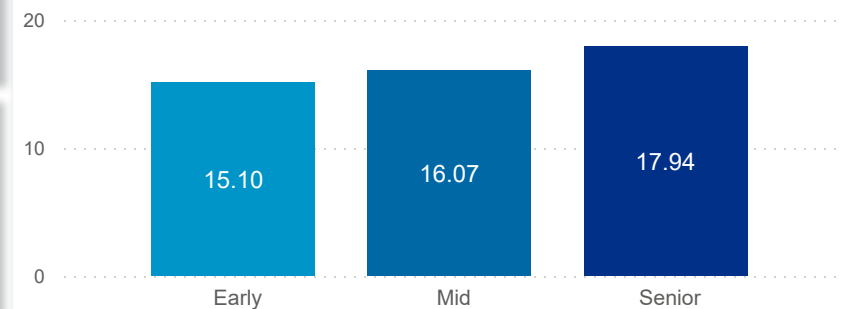
# 0.75

STAYER

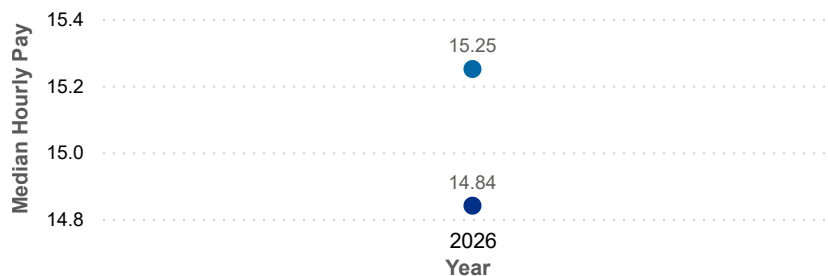
# 0.75

### PAY & CAREER SENIORITY (USD)

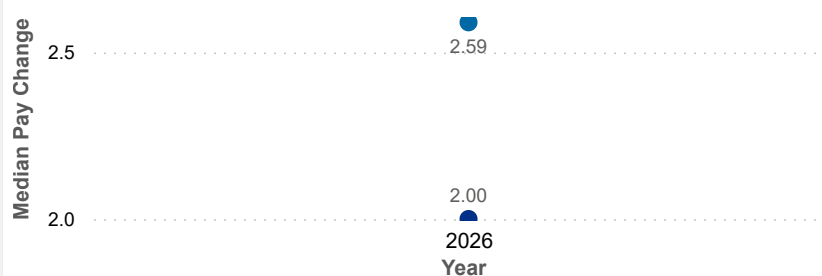
Seniority: ● Early ● Mid ● Senior



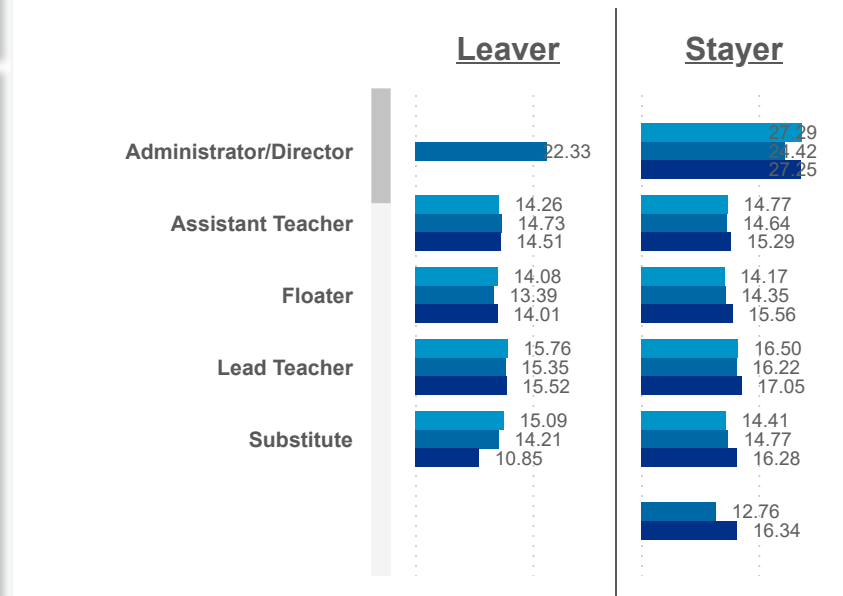
Worker Status: ● Leaver ● Stayer



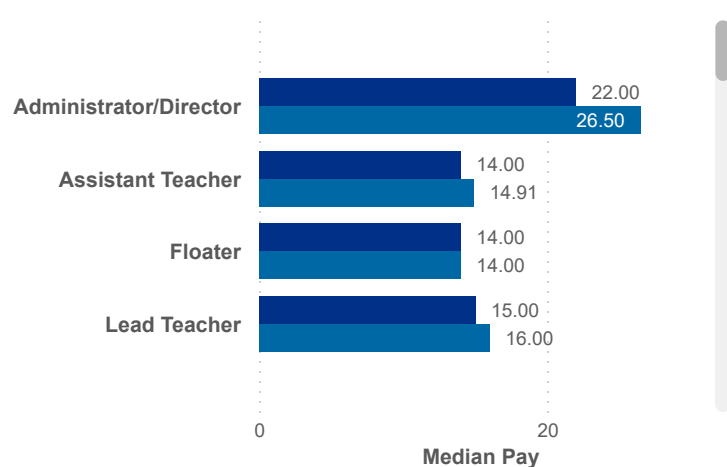
Worker Status: ● Leaver ● Stayer




Seniority: ● Early ● Mid ● Senior



Worker Status: ● Leaver ● Stayer



Worker Status: ● Leaver ● Stayer





Date:  Program Type: 
 Job Title:  Teacher Age Group:  Education:  TEACH Status:

Date:  Position Type: 
 SUTQ Rating:  Total Duration:  Center Type:  Publicly Funded:  POWER Status:

SDA>County:  Total Duration:  Beale Code:  Student Age Group:  POWER Levels:

### PAY MEDIAN (USD)

LEAVER

# 14.84

STAYER

# 15.25

### PAY PROGRESSION (USD)

LEAVER

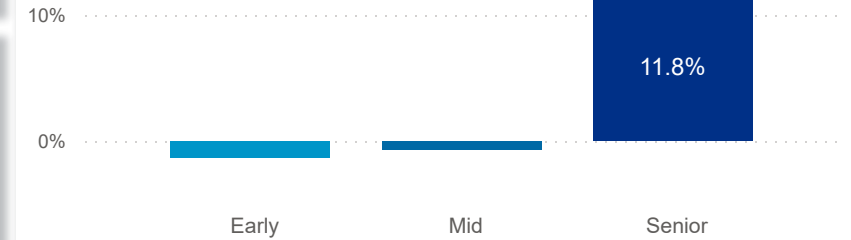
# 0.75

STAYER

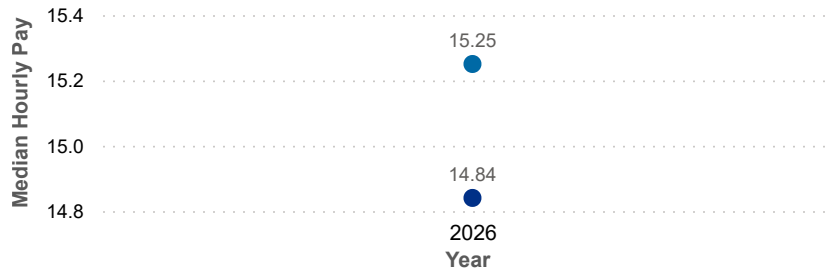
# 0.75

### PAY & CAREER SENIORITY (USD)

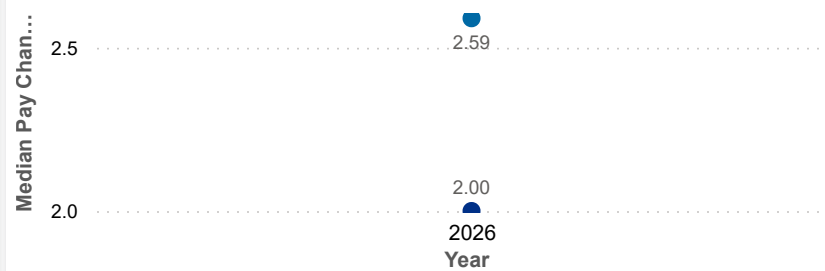
Seniority: ● Early ● Mid ● Senior



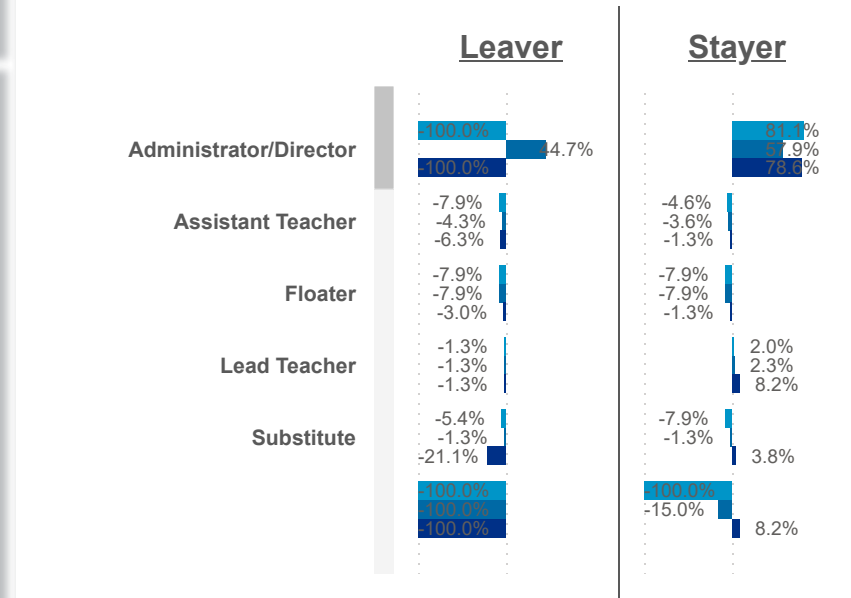
Worker Status: ● Leaver ● Stayer



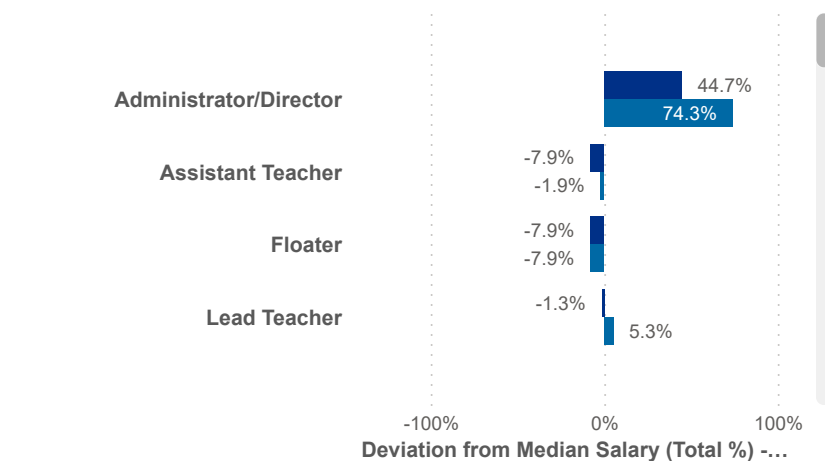
Worker Status: ● Leaver ● Stayer



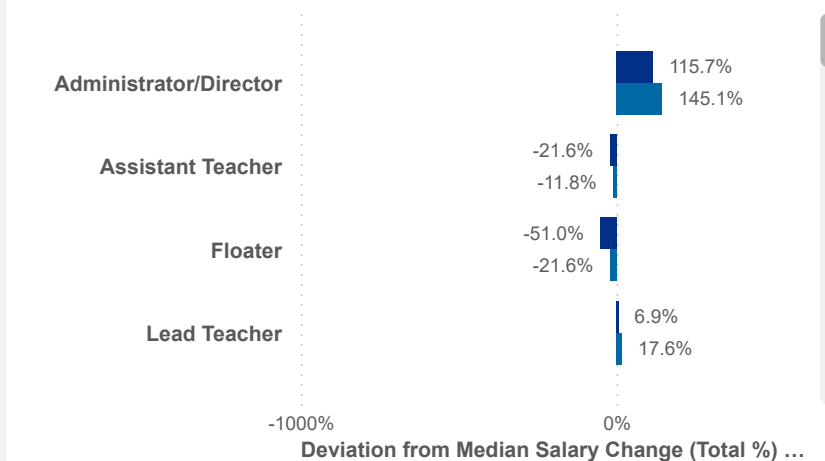
Seniority: ● Early ● Mid ● Senior



Worker Status: ● Leaver ● Stayer



Worker Status: ● Leaver ● Stayer





Date:  Program Type: 
 Job Title:  Teacher Age Group:  Education:  TEACH Status:

Date:  Position Type: 
 SUTQ Rating:  Total Duration:  Center Type:  Publicly Funded:  POWER Status:

SDA>County:  Beale Code:  Student Age Group:  POWER Levels:

### Workload Median (Total)

# 5.14

### Workload Median (Leaver)

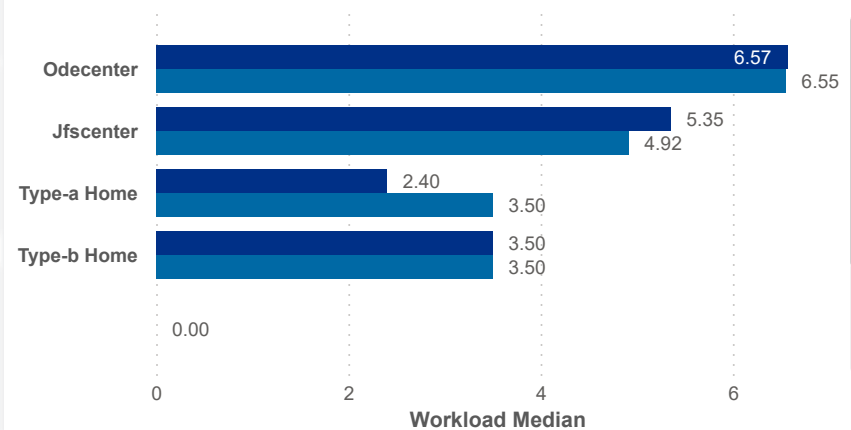
# 5.35

### Workload Median (Stayer)

# 5.14

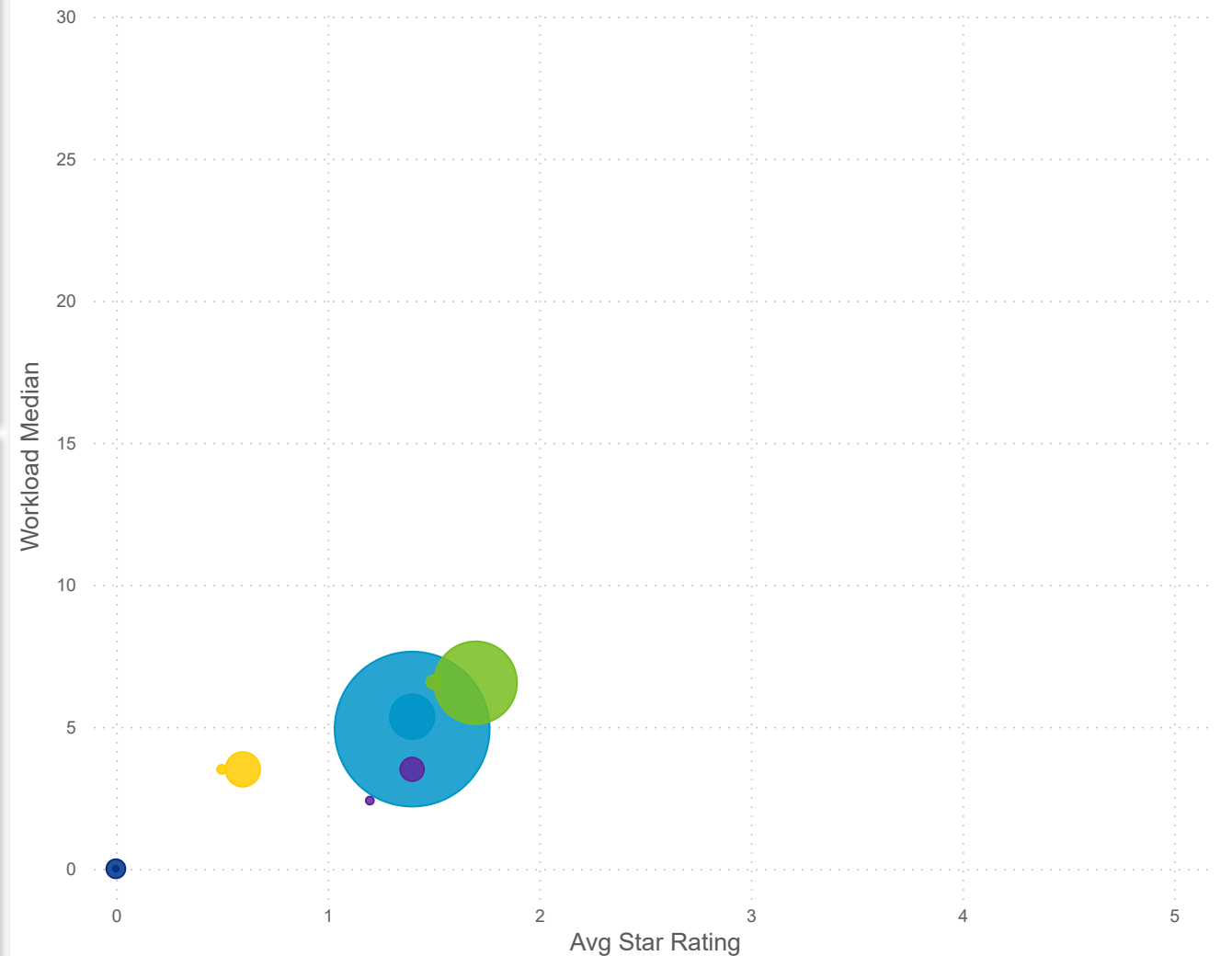
### Workload Median

Worker status ● Leaver ● Stayer



### Star Rating Mean, Workload Median, and Number of Users by Worker Status and Center Type

Center Type: ● Day Camp ● Inhome Aide ● Jfscenter ● Odecenter ● Type-a Home ● Type-b Home



### Star Rating Mean (Total)

# 1.4

### Star Rating Mean (Leaver)

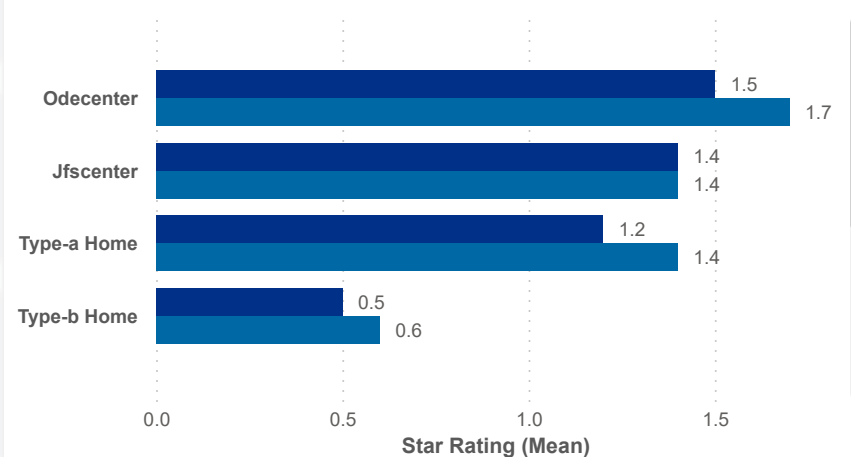
# 1.4

### Star Rating Mean (Stayer)

# 1.4

### Star Rating Mean

Worker status ● Leaver ● Stayer





Date: 202601 Program Type: Multiple select... Job Title: All Teacher Age Group: All Education: All TEACH Status: All  
 202603 Position Type: All Credential: All TEACH Models: All  
 SDA>County: All SUTQ Rating: All Total Duration: 0.00 Center Type: All Publicly Funded: All POWER Status: All  
 100.00 Beale Code: All Student Age Group: All POWER Levels: All

Workload Median (Total)

5.14

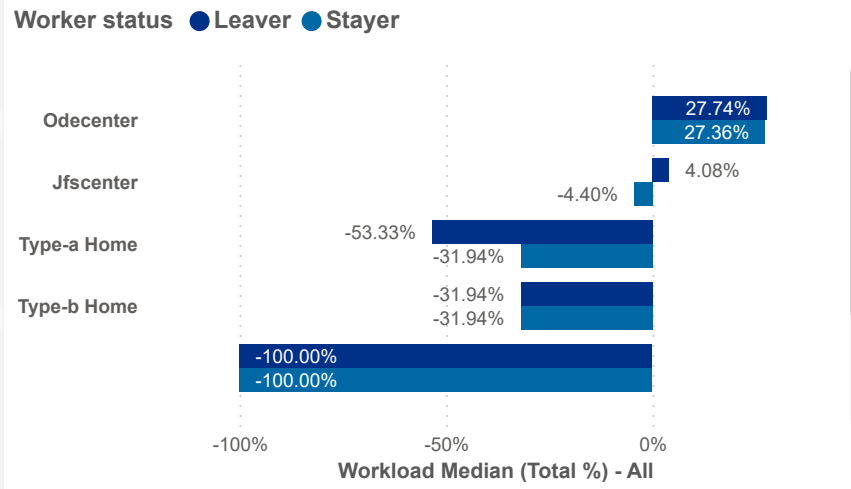
Workload Median (Leaver)

5.35

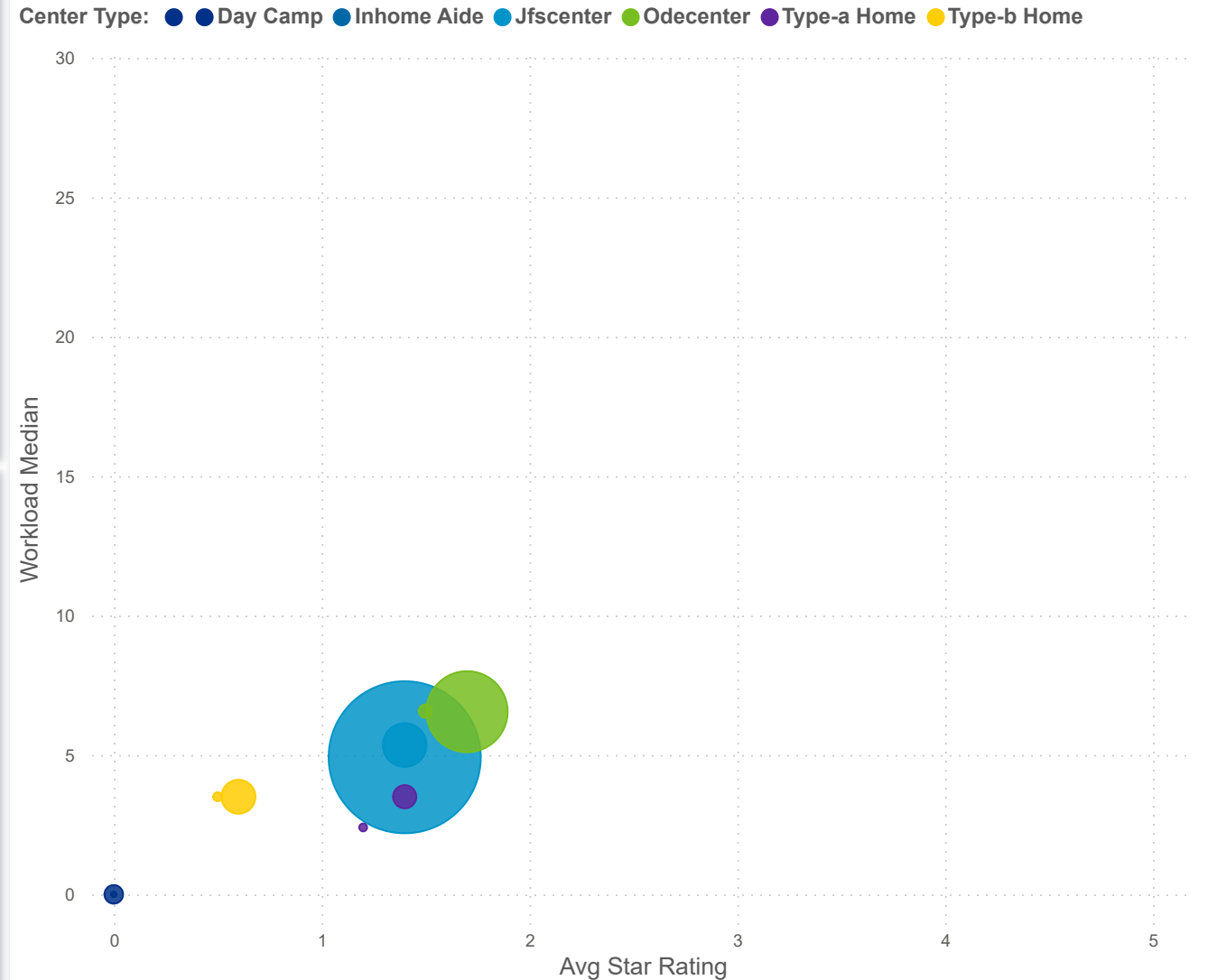
Workload Median (Stayer)

5.14

Workload Median (Total %)



Star Rating Mean, Workload Median, and Number of Users by Worker Status and Center Type



Star Rating Mean (Total)

1.4

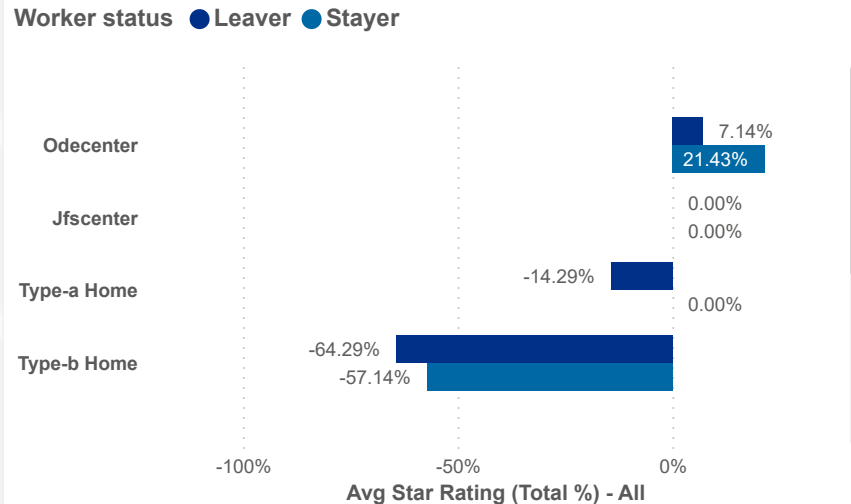
Star Rating Mean (Leaver)

1.4

Star Rating Mean (Stayer)

1.4

Star Rating Mean (Total %)





Date:  Program Type:  Job Title:  Teacher Age Group:  Education:  TEACH Status:

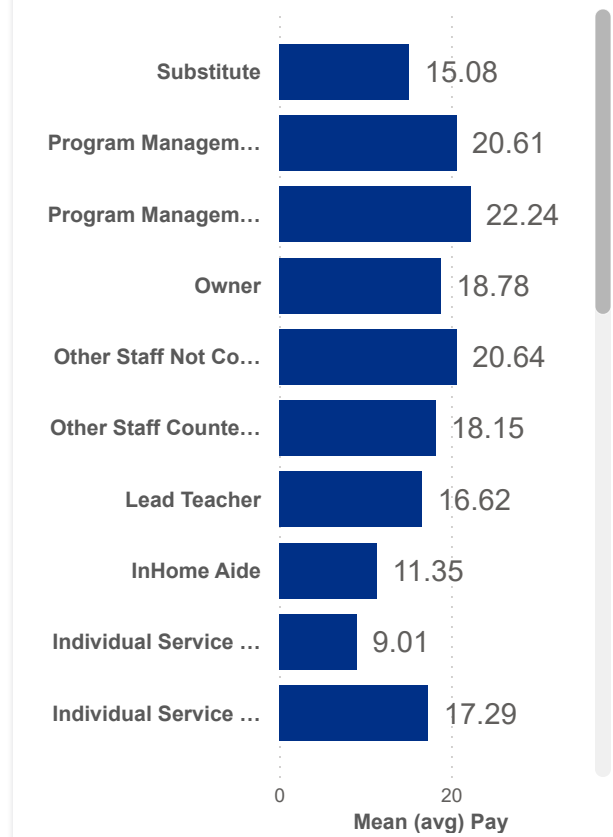
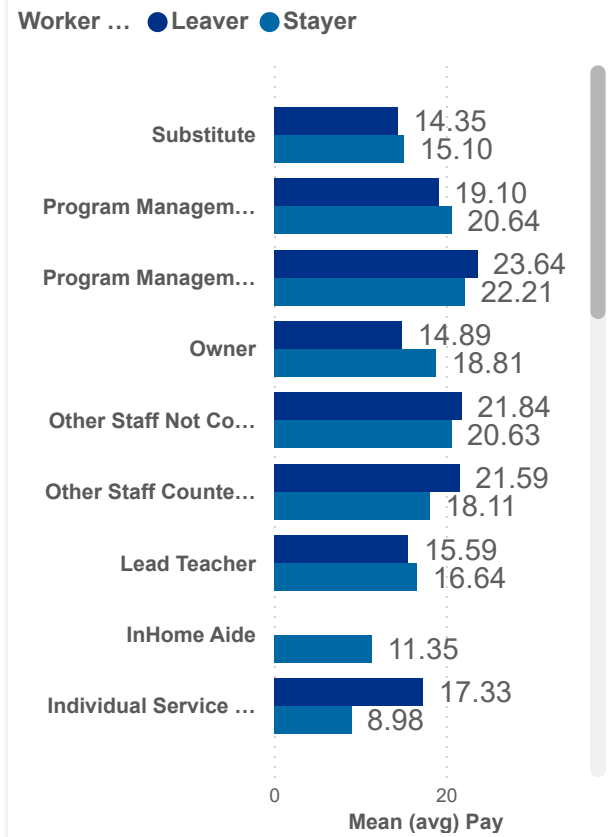
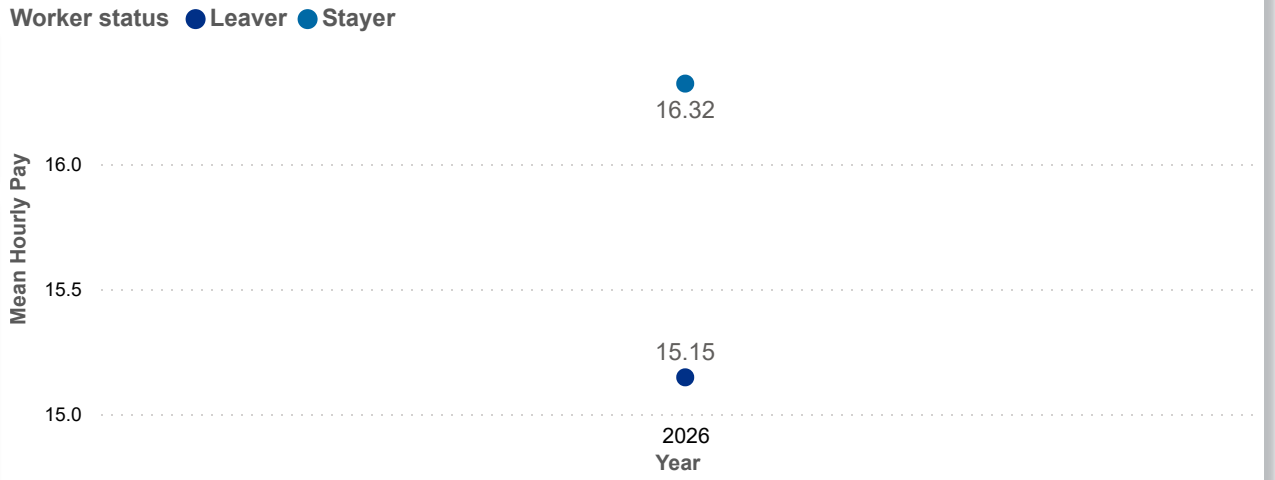
Position Type:  SUTQ Rating:  Total Duration:  Center Type:  Publicly Funded:  POWER Status:

SDA>County:  Beale Code:  Student Age Group:  POWER Levels:

### PAY MEAN (USD)

LEAVER	STAYER	COMBINED
<b>15.15</b>	<b>16.32</b>	<b>16.30</b>

### Salary Mean by Year and Worker Status



### Combined Salary Mean by Year and Worker Status

