

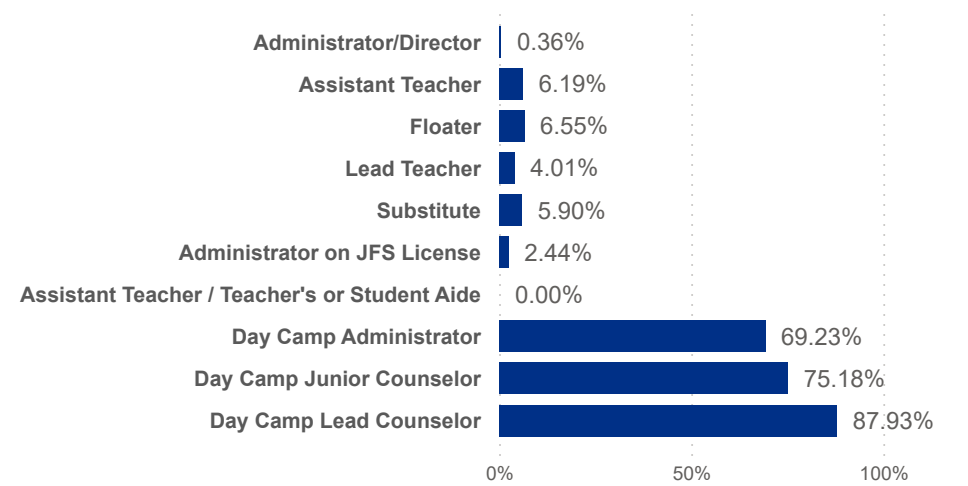


Date:  Program Type: 
 Job Title:  Teacher Age Group:  Education:  TEACH Status:

Date:  Position Type: 
 SUTQ Rating:  Total Duration:  Center Type:  Publicly Funded:  POWER Status:

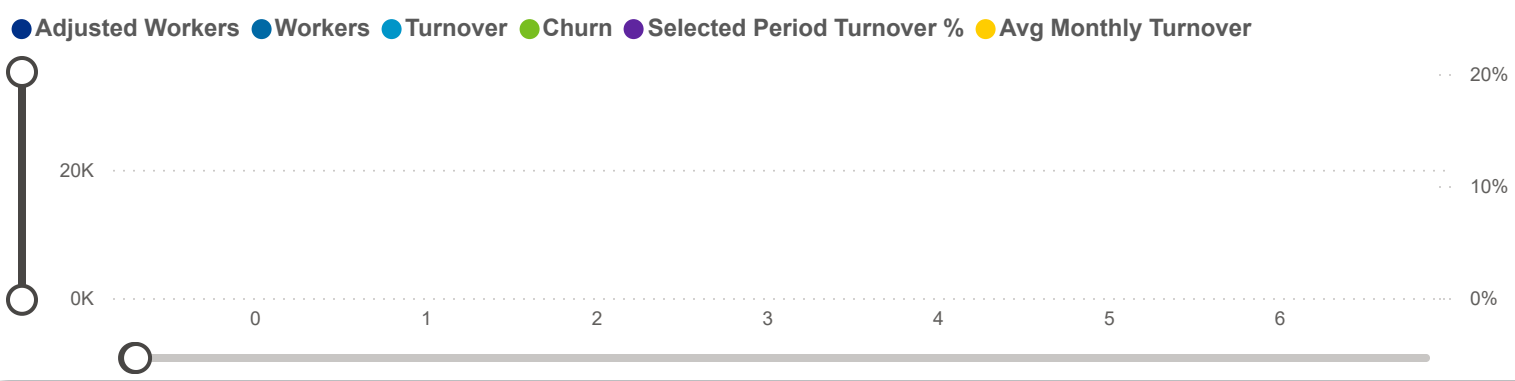
SDA>County:  Beale Code:  Student Age Group:  POWER Levels:

## Avg Monthly Turnover Rates by Job Title

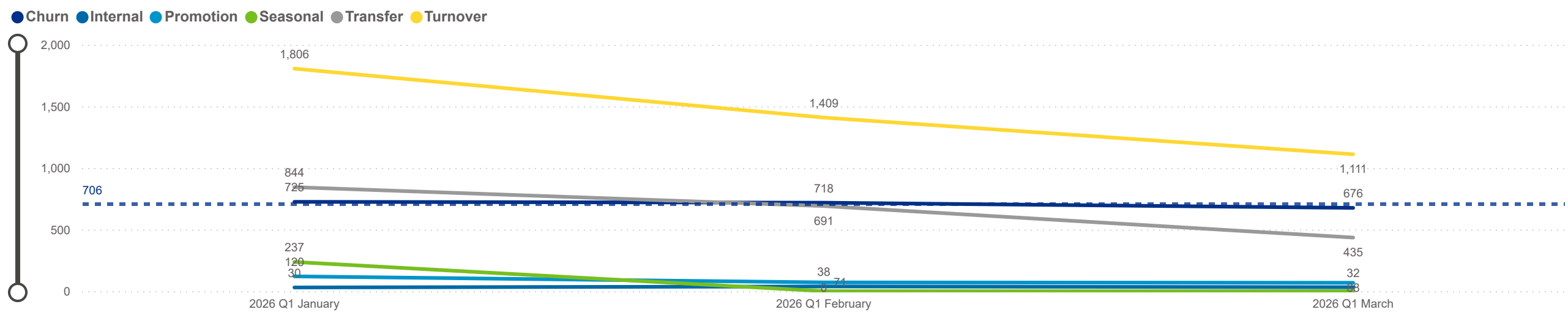


Avg Monthly Turnover	Adjusted Workers	Total Leaver	Total Stayer	Sel Period Turnover
<b>5.36%</b>	<b>29,568</b>	<b>2,106</b>	<b>27,462</b>	<b>14.63%</b>

## Avg Monthly Turnover and Number of Workers



## Categorization by Time Series





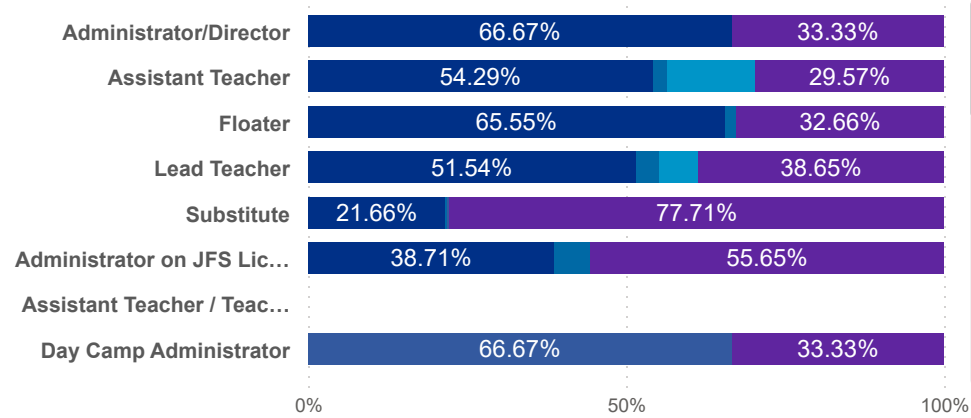
Date:  Program Type: 
 Job Title:  Teacher Age Group:  Education:  TEACH Status:

Date:  Position Type: 
 SUTQ Rating:  Total Duration:  Center Type:  Publicly Funded:  POWER Status:

SDA>County:  Beale Code:  Student Age Group:  POWER Levels:

## Job Change Reasons by Job Title

● Churn ● Internal ● Promotion ● Seasonal ● Transfer



### Avg Monthly Churn

2.63%

### Adjusted Workers

29,568

### Workload Median

4.75

### Pay Median USD / hr

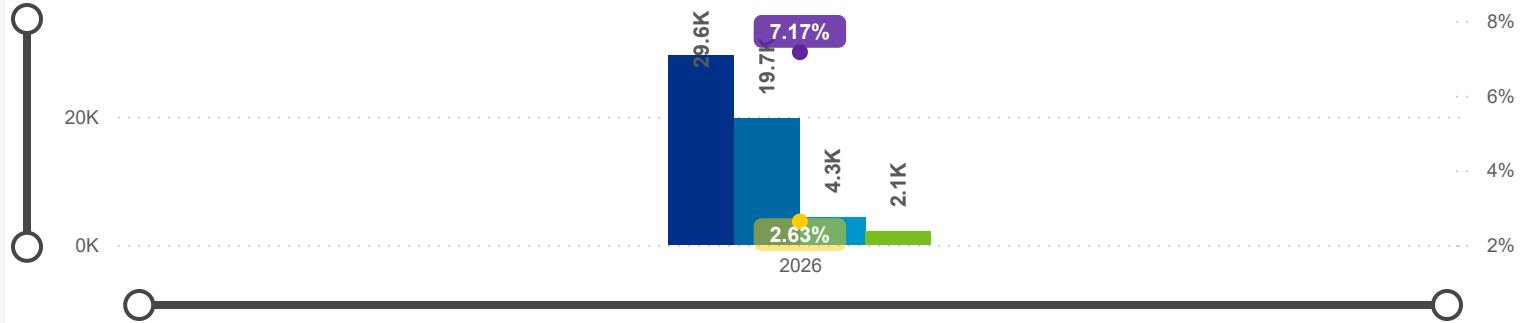
16.00

### Avg ECE Duration

5.34

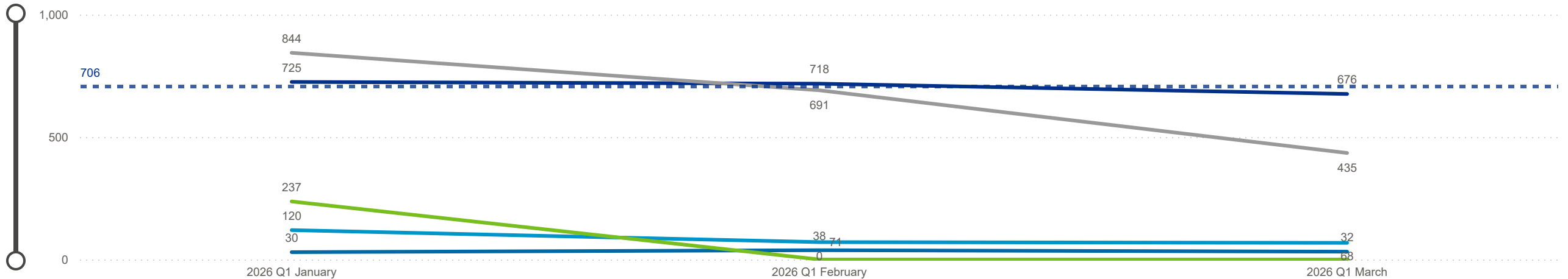
## Avg Monthly Churn and Number of Workers

● Adjusted Workers ● Workers ● Turnover ● Churn ● Selected Period Churn % ● Avg Monthly Churn



## Categorization by Time Series

● Churn ● Internal ● Promotion ● Seasonal ● Transfer

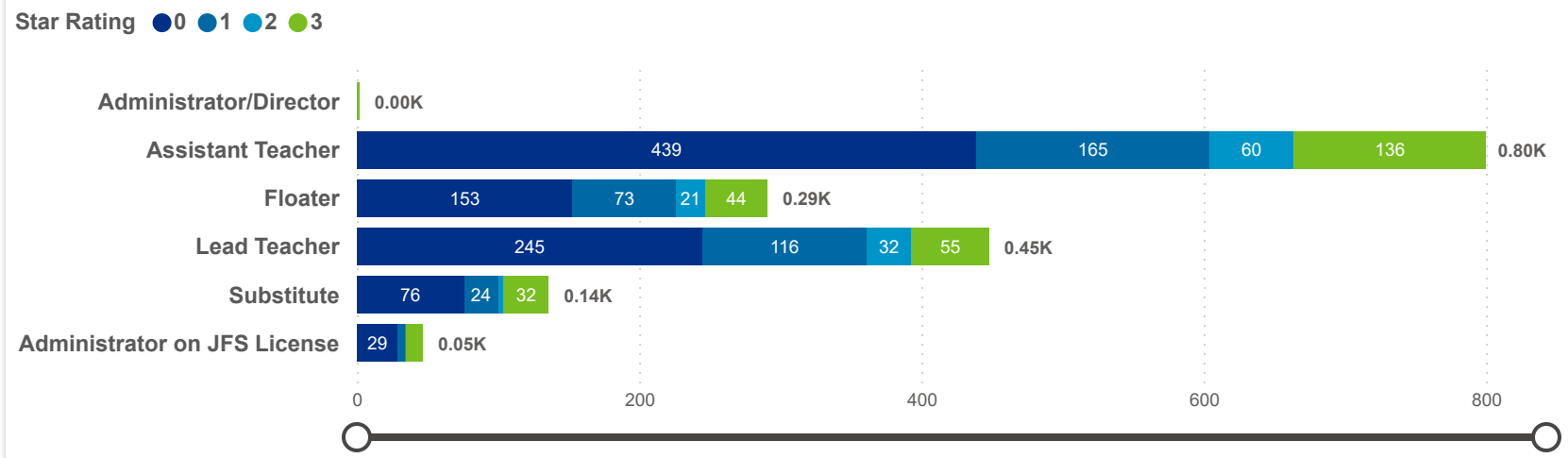


Date: 202601 | Program Type: Multiple select... | Job Title: All | Teacher Age Group: All | Education: All | TEACH Status: All  
 202603 | Position Type: All | SUTQ Rating: All | Total Duration: 0.00 | Center Type: All | Publicly Funded: All | POWER Status: All  
 SDA>County: SDA 9 | Beale Code: All | Student Age Group: All | POWER Levels: All

Low Leaver % | High Leaver %

<b>ADJUSTED WORKERS</b>	<b>TOTAL LEAVER</b>	<b>TOTAL STAYER</b>	<b>SELECTED PERIOD CHURN %</b>
<b>29,568</b>	<b>2,106</b>	<b>27,462</b>	<b>7.12%</b>

**Leaver by Job Title and Star Rating**



County	Adjusted Workers	Workers	Workers %	Total Leaver	Total Stayer	Selected Period Churn %	Stayer %	Avg Monthly Churn	Selected Period Turnover %	Avg Monthly Turnover	Workload Median	Avg Star Rating
Pickaway OH	296	220	1.12%	26	270	8.78%	91.22%	3.13%	10.47%	3.73%	4.83	1.71
Madison OH	195	159	0.81%	9	186	4.62%	95.38%	1.58%	7.18%	2.46%	6.44	1.54
Franklin OH	22,336	14,829	75.28%	1,680	20,656	7.52%	92.48%	2.79%	15.92%	5.87%	4.50	1.03
Licking OH	1,548	1,153	5.85%	72	1,476	4.65%	95.35%	1.72%	12.66%	4.61%	5.78	0.94
Fairfield OH	1,276	968	4.91%	77	1,199	6.03%	93.97%	2.13%	9.17%	3.24%	6.36	0.87
Union OH	537	443	2.25%	45	492	8.38%	91.62%	3.06%	12.29%	4.49%	6.86	0.55
Delaware OH	3,384	2,562	13.01%	197	3,187	5.82%	94.18%	2.11%	10.25%	3.71%	5.42	0.50
<b>Total</b>	<b>29,568</b>	<b>19,699</b>	<b>100.00%</b>	<b>2,106</b>	<b>27,462</b>	<b>7.12%</b>	<b>92.88%</b>	<b>2.63%</b>	<b>14.63%</b>	<b>5.36%</b>	<b>4.75</b>	<b>0.96</b>

©2026 TomTom Feedback



Date:	202601	Program Type:	Multiple select... ▾	Job Title:	All ▾	Teacher Age Group:	All ▾	Education:	All ▾	TEACH Status:	All ▾
	202603	Position Type:	All ▾					Credential:	All ▾	TEACH Models:	All ▾
SDA>County:	SDA 9 ▾	SUTQ Rating:	All ▾	Total Duration:	0.00	Center Type:	All ▾	Publicly Funded:	All ▾	POWER Status:	All ▾
					100.00	Beale Code:	All ▾	Student Age Group:	All ▾	POWER Levels:	All ▾

NUMBER OF WORKERS		AVG ECE DURATION (In Years)		HOURLY WAGE BANDS (USD)	
TOTAL LEAVER	TOTAL STAYER	LEAVER	STAYER	LEAVER (Hourly Wage MED)	STAYER (Hourly Wage MED)
<b>2,106</b>	<b>27,462</b>				
.	.	.	.	.	.
.	.	.	.	.	.



Date:  Program Type: 
 Job Title:  Teacher Age Group:  Education:  TEACH Status:

Position Type:  Credential:  TEACH Models:

SDA>County:  SUTQ Rating:  Total Duration:  Center Type:  Publicly Funded:  POWER Status:

Beale Code:  Student Age Group:  POWER Levels:

### NUMBER OF WORKERS

### AVG ECE DURATION (In Years)

### HOURLY WAGE BANDS (USD)

LEAVER

STAYER

# 7.12%

# 92.88%

LEAVER

STAYER

# 4.09

# 5.41

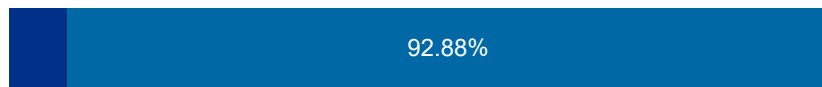
LEAVER (Hourly Wage MED)

STAYER (Hourly Wage MED)

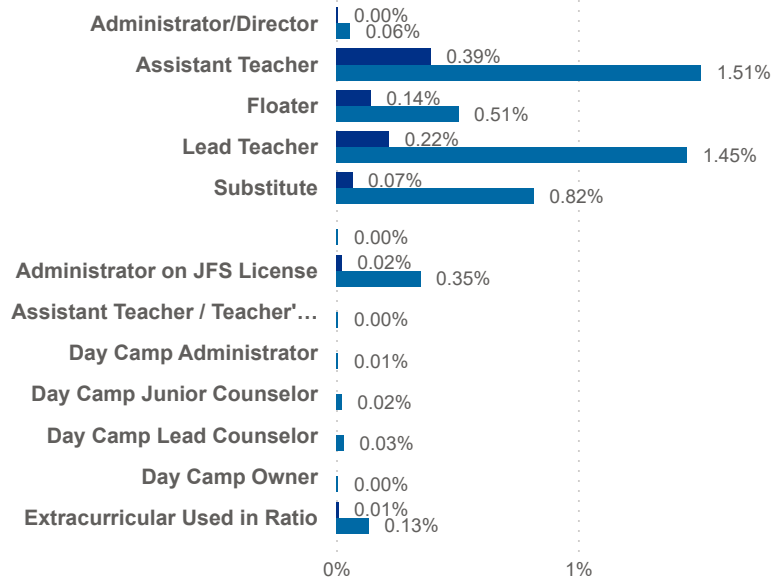
# 15.00

# 16.00

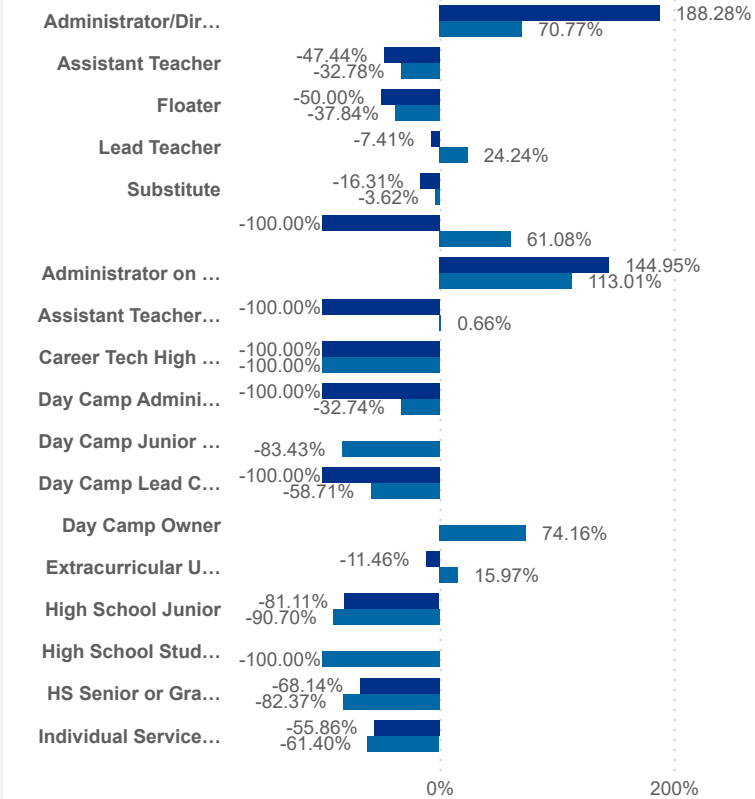
● Leaver % ● Stayer %



Worker Status: ● Leaver ● Stayer



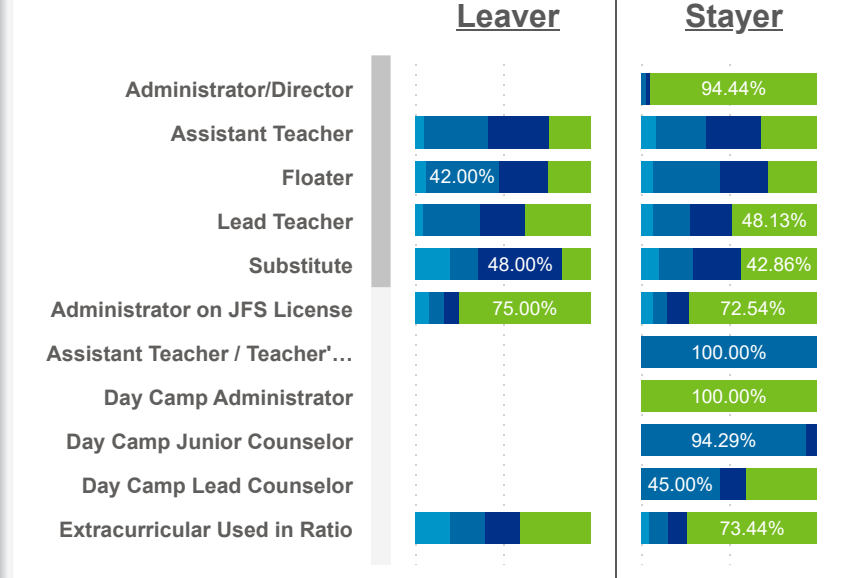
Worker Status: ● Leaver ● Stayer



Wage Bands: ● < 10 ● 10 < .. < 11.6 ● 11.6 < .. < 14 ● > 14



Wage Bands: ● < 10 ● 10 < .. < 11.6 ● 11.6 < .. < 14 ● > 14





Date: 202601 Program Type: Multiple select... Job Title: All Teacher Age Group: All Education: All TEACH Status: All

202603 Position Type: All Credential: All TEACH Models: All

SDA>County: SDA 9 SUTQ Rating: All Total Duration: 0.00 Center Type: All Publicly Funded: All POWER Status: All

100.00 Beale Code: All Student Age Group: All POWER Levels: All

### LEAVER (Avg Career Duration)

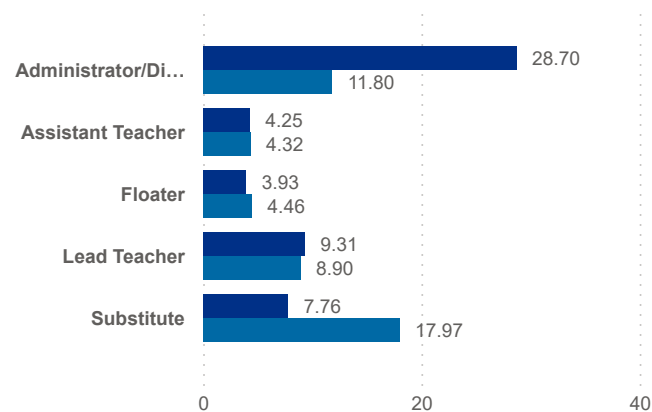
# 7.05

### STAYER (Avg Career Duration)

# 11.44

## Avg Career Duration by Job Title

Worker Status: ● Leaver ● Stayer



County	Job Title	Longest Serving Profile	\$ / hr	Seniority	Workload	Star Rating (Mea
Delaware	Administrator/Director	2.88		Early	4.40	
Fairfield	Administrator/Director	2.33		Early	6.13	
Franklin	Administrator/Director	1.63		Early	10.80	
Licking	Administrator/Director	1.93		Early	7.00	
Madison	Administrator/Director	2.32		Early	8.00	
Pickaway	Administrator/Director	1.26		Early	5.46	
Union	Administrator/Director	1.84		Early	7.00	
Franklin	Administrator/Director	0.55	20.00	Early	32.83	
Franklin	Administrator/Director	3.48	22.00	Early	14.45	
Franklin	Administrator/Director	4.46	24.02	Early	12.30	
Fairfield	Administrator/Director	4.59	31.25	Early	12.14	

### TOTAL STAYER

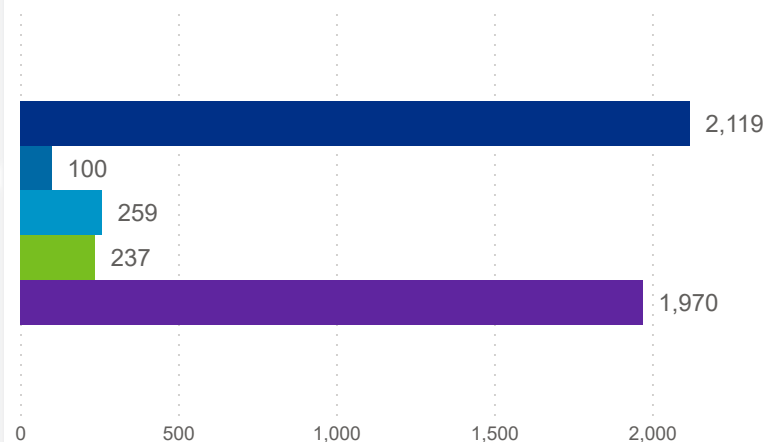
# 27,462

### STAYER (Promotion)

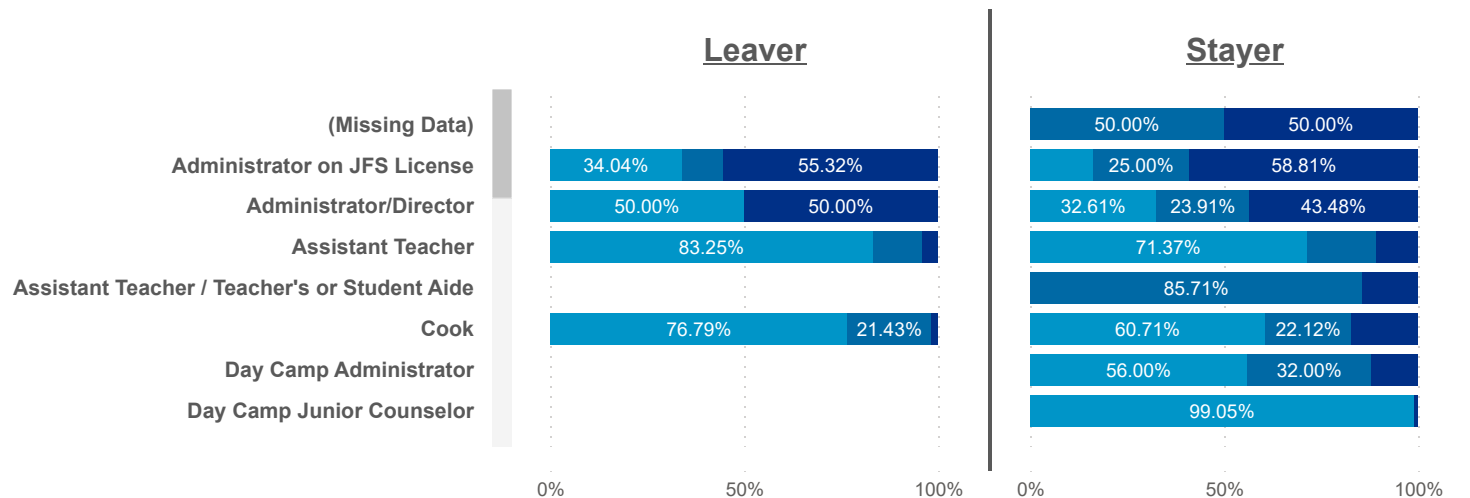
# 259

## Turnover Reasons

● Churn ● Internal ● Promotion ● Seasonal ● Transfer



Seniority: ● Early ● Mid ● Senior





Date: 202601 Program Type: Multiple select...  
 202603 Position Type: All Job Title: All Teacher Age Group: All Education: All TEACH Status: All  
 SUTQ Rating: All Total Duration: 0.00 Center Type: All Publicly Funded: All POWER Status: All  
 SDA>County: SDA 9 Beale Code: All Student Age Group: All POWER Levels: All

### LEAVER (Avg Career Duration)

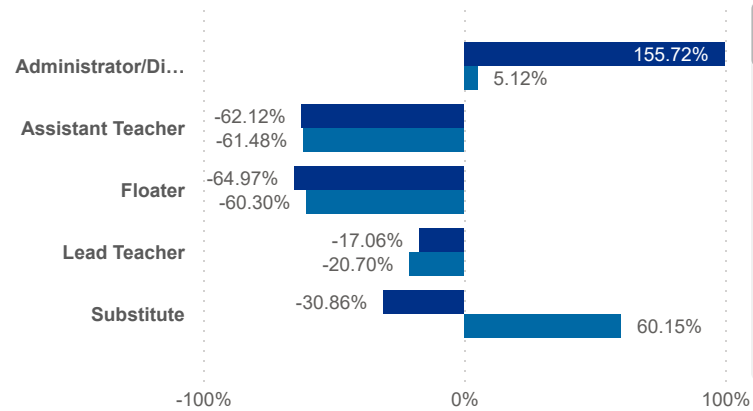
# 7.05

### STAYER (Avg Career Duration)

# 11.44

## Avg Career Duration by Job Title vs Mean

Worker Status: ● Leaver ● Stayer



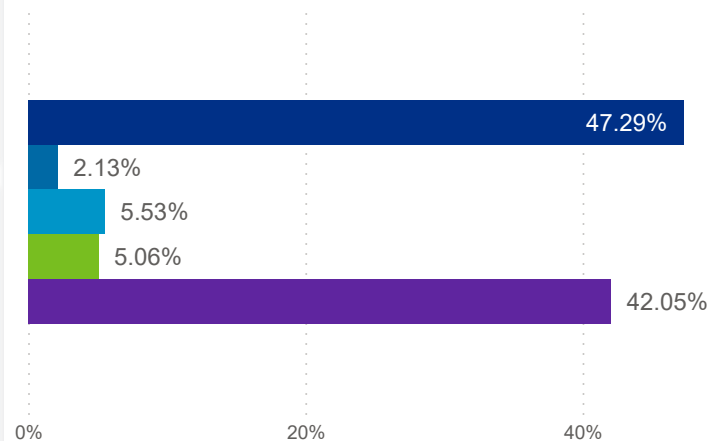
County	Job Title	Longest Serving Profile	\$ / hr	Seniority	Workload	Star Rating (mean)
Franklin	Individual Service Provider Not Used in Ratio	0.00	10.00	Early	3.09	1.0
Madison	Assistant Teacher	0.01	13.00	Early	12.90	0.0
Fairfield	Assistant Teacher	0.01	14.60	Early	9.93	0.0
Franklin	Floater	0.01	14.86	Early	5.67	1.0
Fairfield	Floater	0.01	14.60	Mid	4.18	1.0
Licking	Lead Teacher	0.01	19.98	Early	5.19	3.0
Delaware	High School Junior	0.01	14.00	Early	5.00	0.0
Union	Individual Service Provider Used in Ratio	0.01		Early	6.93	0.0
Franklin	Other Staff Counted In Ratio	0.01	13.50	Early	3.03	3.0
Franklin	Assistant Teacher	0.02	18.15	Mid	5.58	0.0

### TOTAL STAYER

# 27,462

## Turnover Reasons

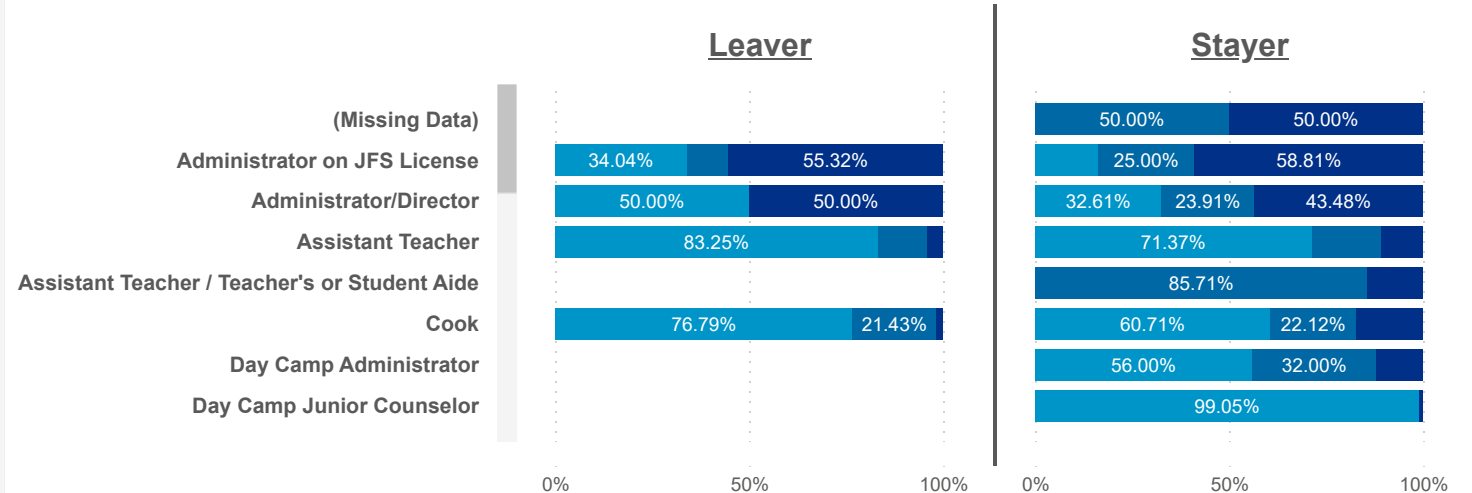
● Churn ● Internal ● Promotion ● Seasonal ● Transfer



### STAYER (Promotion)

# 259

Seniority: ● Early ● Mid ● Senior





Date:  Program Type: 
 Job Title:  Teacher Age Group:  Education:  TEACH Status:

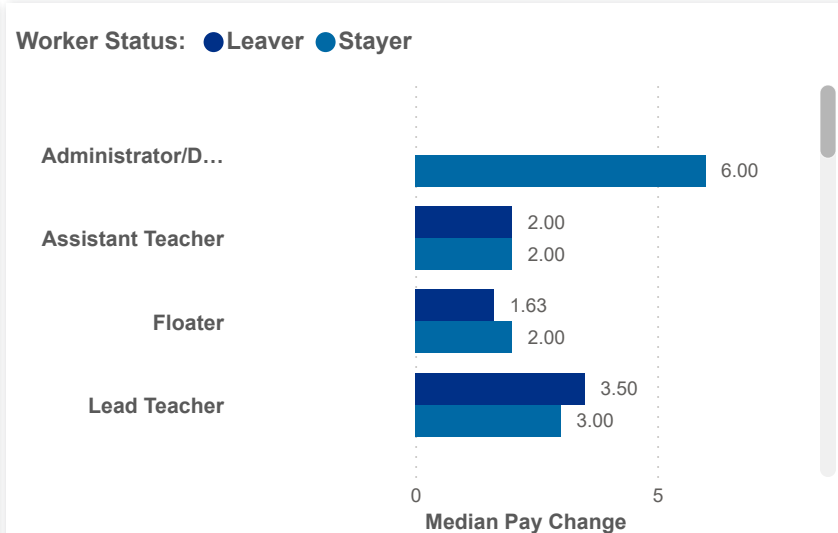
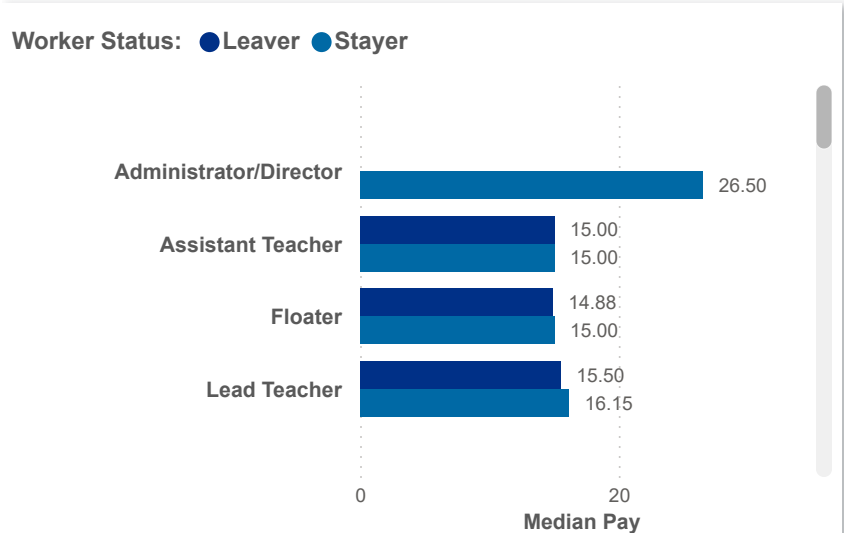
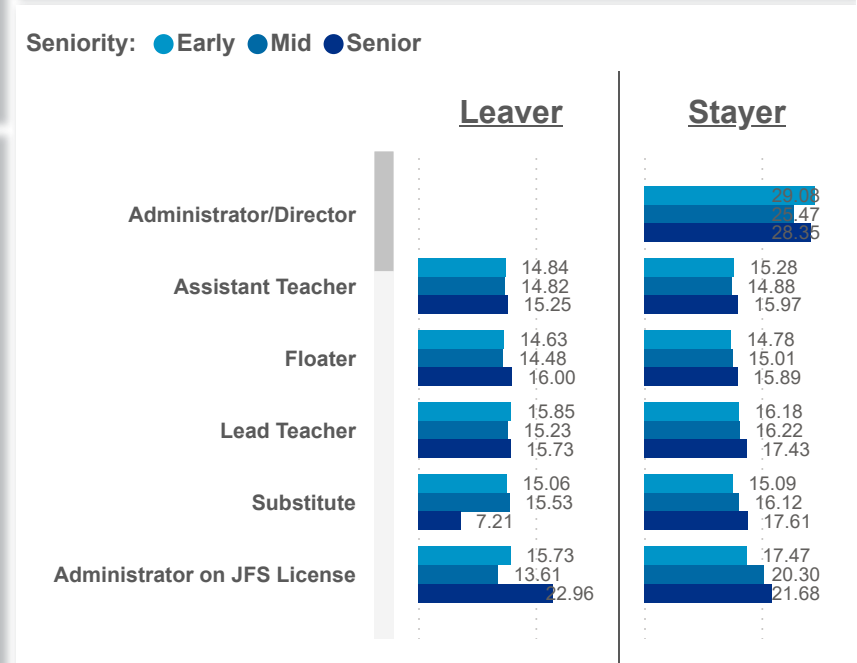
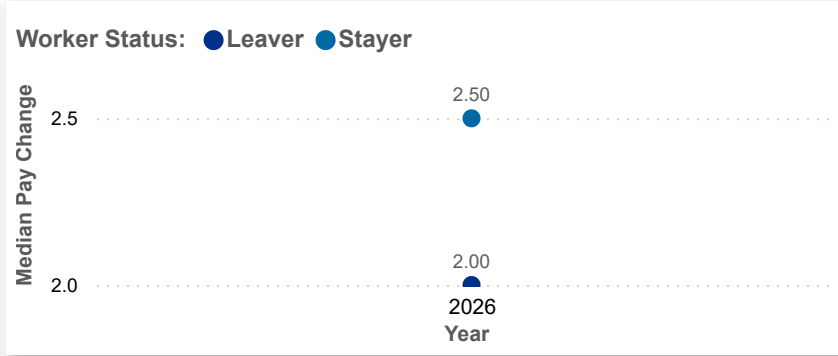
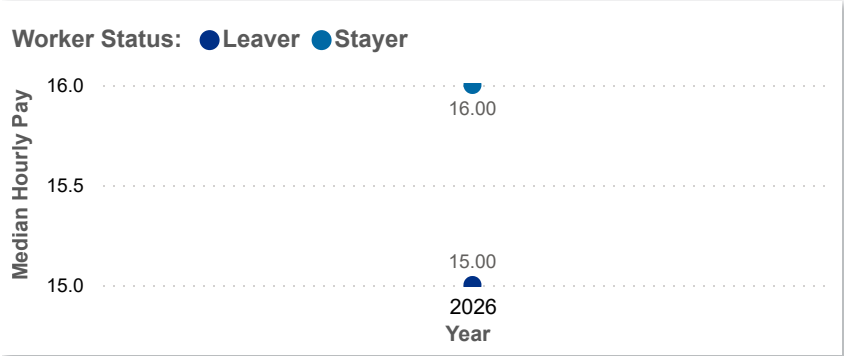
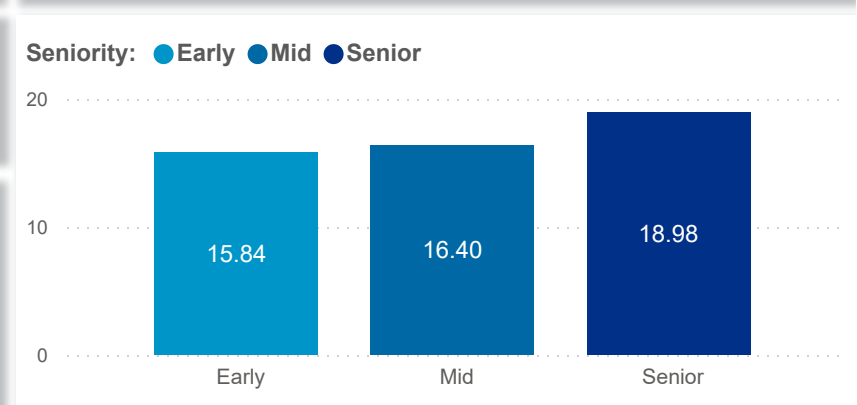
Date:  Position Type: 
 SUTQ Rating:  Total Duration:  Center Type:  Publicly Funded:  POWER Status:

SDA>County: 
 Total Duration:  Beale Code:  Student Age Group:  POWER Levels:

### PAY MEDIAN (USD)

### PAY PROGRESSION (USD)

### PAY & CAREER SENIORITY (USD)





Date:  Program Type: 
 Job Title:  Teacher Age Group:  Education:  TEACH Status:

Date:  Position Type: 
 SUTQ Rating:  Total Duration:  Center Type:  Publicly Funded:  POWER Status:

SDA>County:  Beale Code:  Student Age Group:  POWER Levels:

### PAY MEDIAN (USD)


LEAVER

# 15.00

STAYER

# 16.00

Worker Status: ● Leaver ● Stayer



### PAY PROGRESSION (USD)

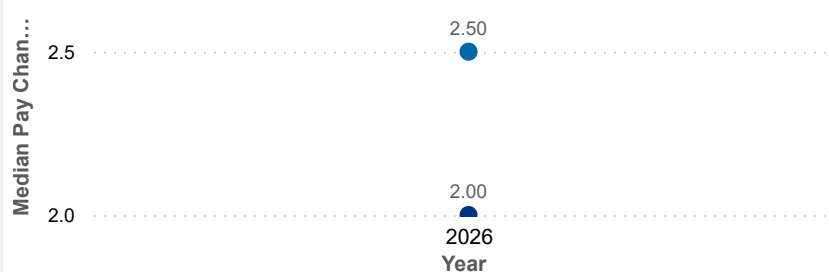
LEAVER

# 0.99

STAYER

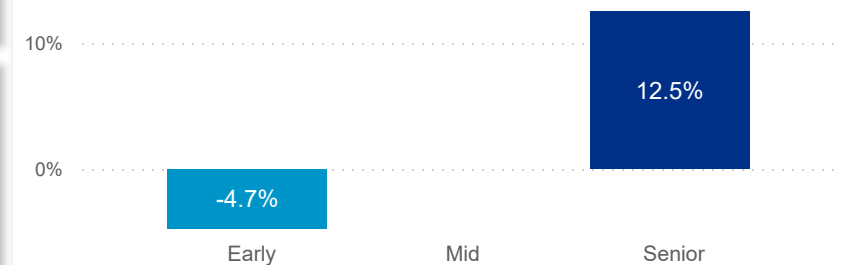
# 0.92

Worker Status: ● Leaver ● Stayer



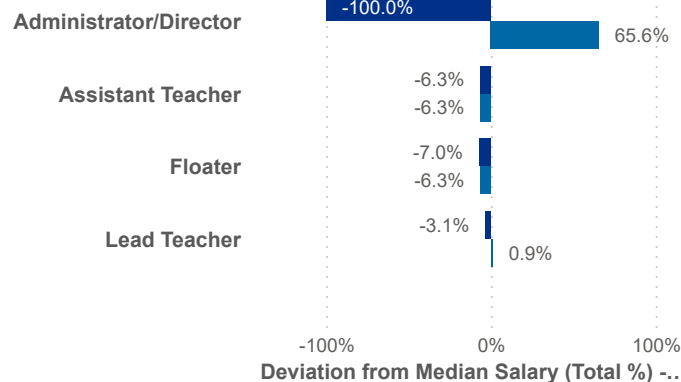
### PAY & CAREER SENIORITY (USD)

Seniority: ● Early ● Mid ● Senior

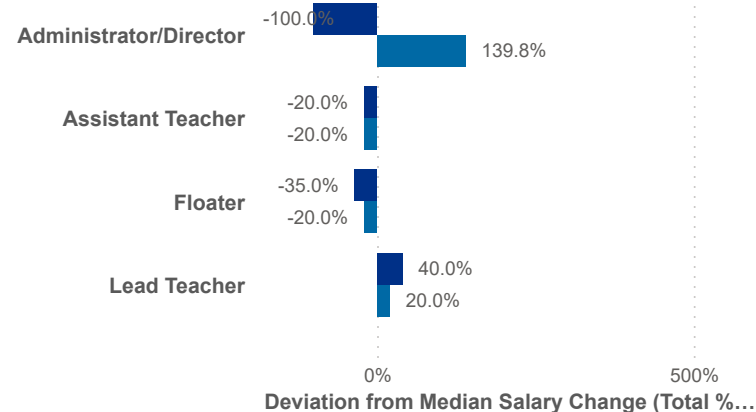


Seniority: ● Early ● Mid ● Senior

Worker Status: ● Leaver ● Stayer

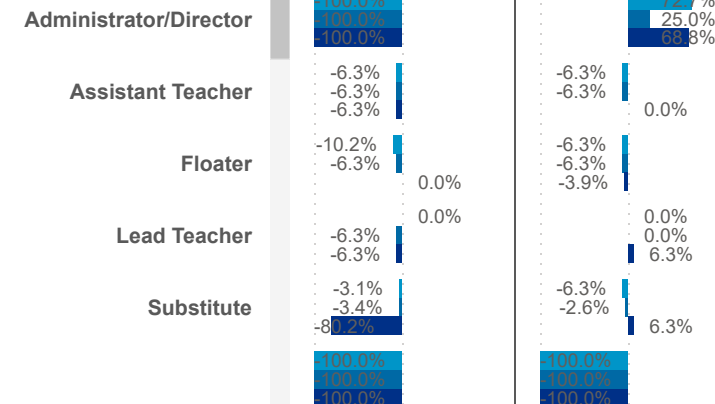


Worker Status: ● Leaver ● Stayer



Leaver

Stayer





Date: 202601 Program Type: Multiple select... Job Title: All Teacher Age Group: All Education: All TEACH Status: All  
 202603 Position Type: All Credential: All TEACH Models: All

SDA>County: SDA 9 SUTQ Rating: All Total Duration: 0.00 Center Type: All Publicly Funded: All POWER Status: All  
 100.00 Beale Code: All Student Age Group: All POWER Levels: All

Workload Median (Total)

4.75

Workload Median (Leaver)

4.47

Workload Median (Stayer)

4.76

Star Rating Mean (Total)

1.0

Star Rating Mean (Leaver)

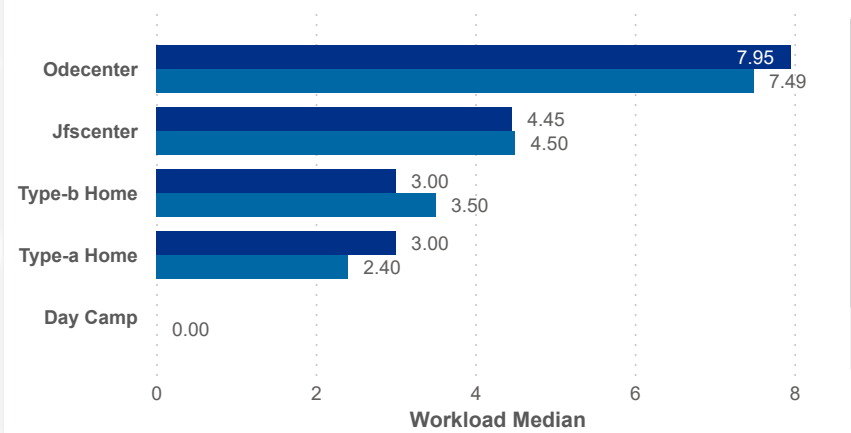
1.0

Star Rating Mean (Stayer)

1.0

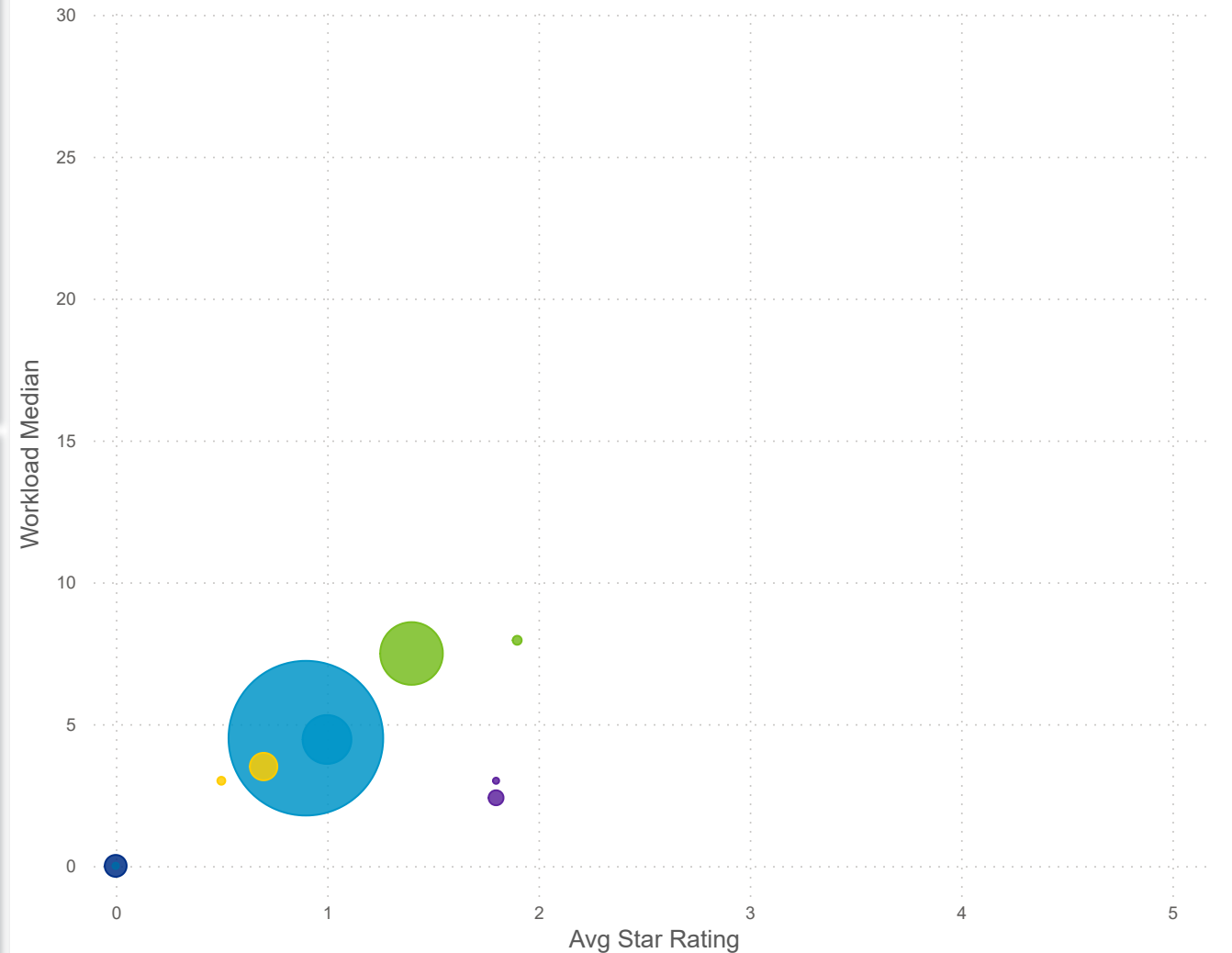
Workload Median

Worker status ● Leaver ● Stayer



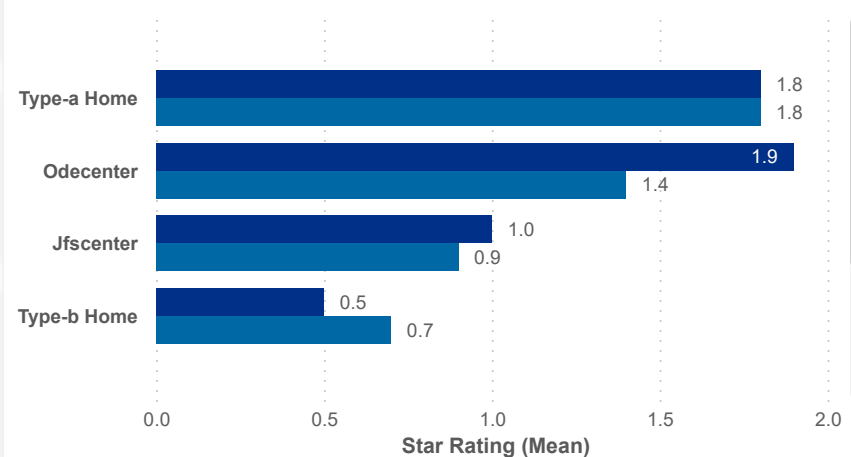
Star Rating Mean, Workload Median, and Number of Users by Worker Status and Center Type

Center Type: ● Day Camp ● Inhome Aide ● Jfscenter ● Odecenter ● Type-a Home ● Type-b Home



Star Rating Mean

Worker status ● Leaver ● Stayer





Date:  Program Type:  Job Title:  Teacher Age Group:  Education:  TEACH Status:

Position Type:  Credential:  TEACH Models:

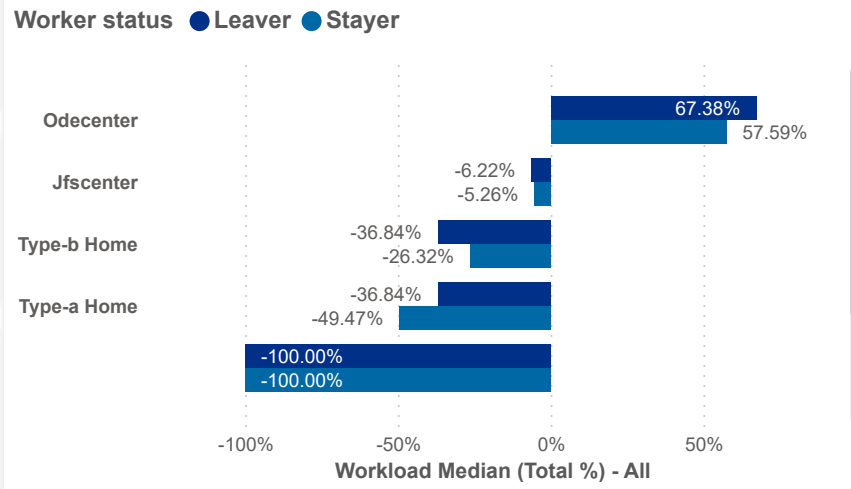
SDA>County:  SUTQ Rating:  Total Duration:  Center Type:  Publicly Funded:  POWER Status:

Beale Code:  Student Age Group:  POWER Levels:

### Workload Median (Total)

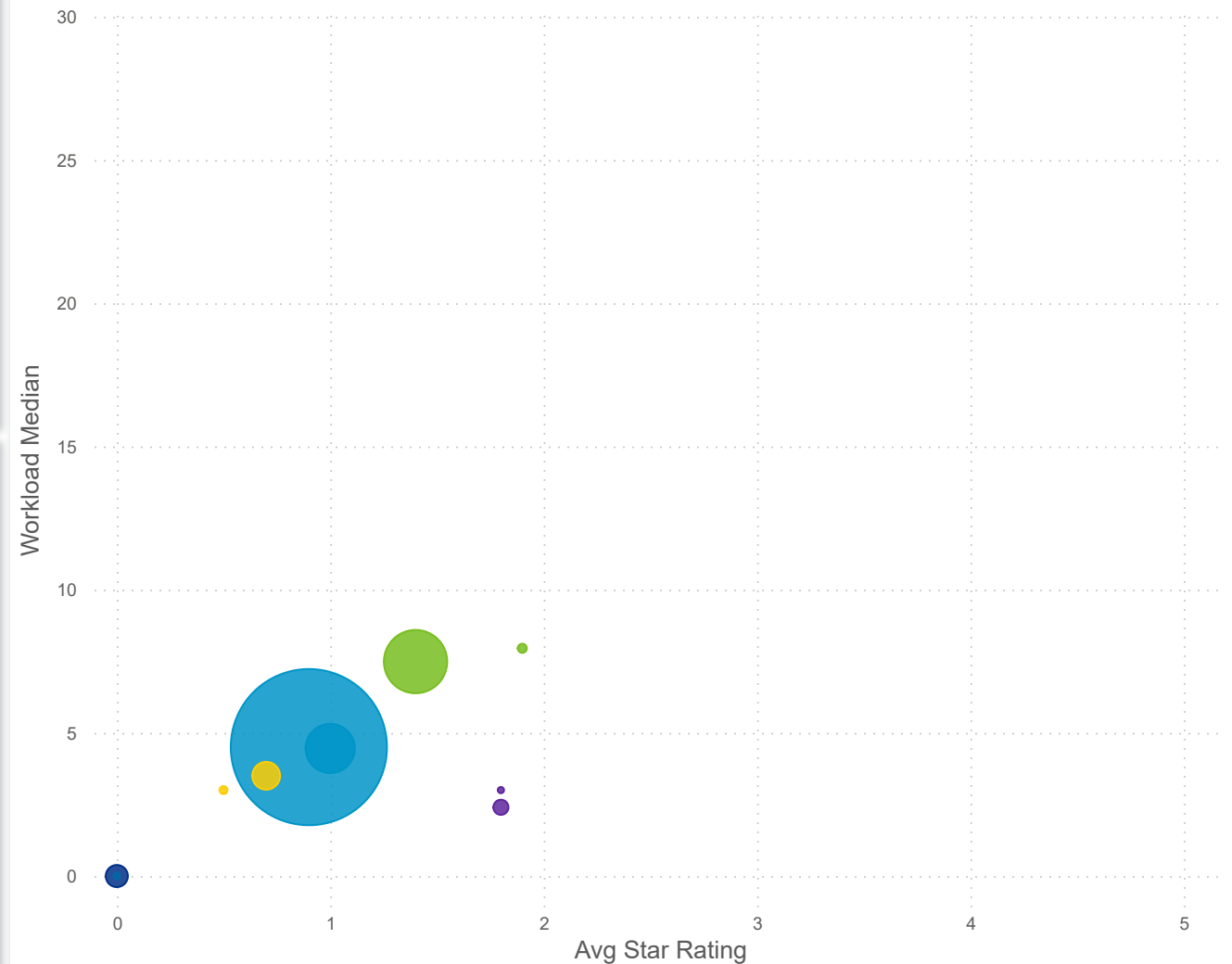
# 4.75

### Workload Median (Total %)



### Star Rating Mean, Workload Median, and Number of Users by Worker Status and Center Type

Center Type: ● Day Camp ● Inhome Aide ● Jfscenter ● Odecenter ● Type-a Home ● Type-b Home



### Workload Median (Leaver)

# 4.47

### Workload Median (Stayer)

# 4.76

### Star Rating Mean (Total)

# 1.0

### Star Rating Mean (Total %)



### Star Rating Mean (Leaver)

# 1.0

### Star Rating Mean (Stayer)

# 1.0



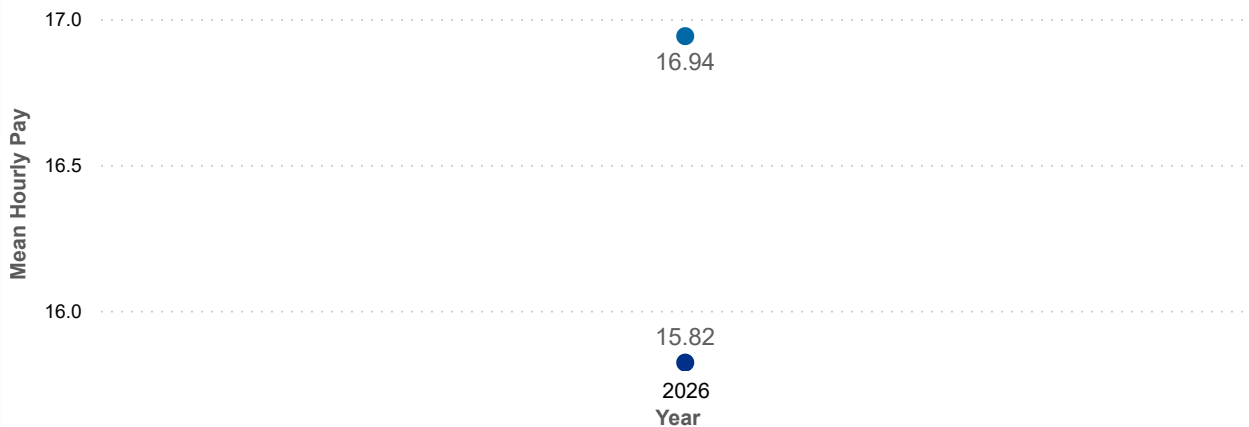
Date: 202601 Program Type: Multiple select... Job Title: All Teacher Age Group: All Education: All TEACH Status: All  
 202603 Position Type: All Credential: All TEACH Models: All  
 SDA>County: SDA 9 SUTQ Rating: All Total Duration: 0.00 Center Type: All Publicly Funded: All POWER Status: All  
 100.00 Beale Code: All Student Age Group: All POWER Levels: All

PAY MEAN (USD)

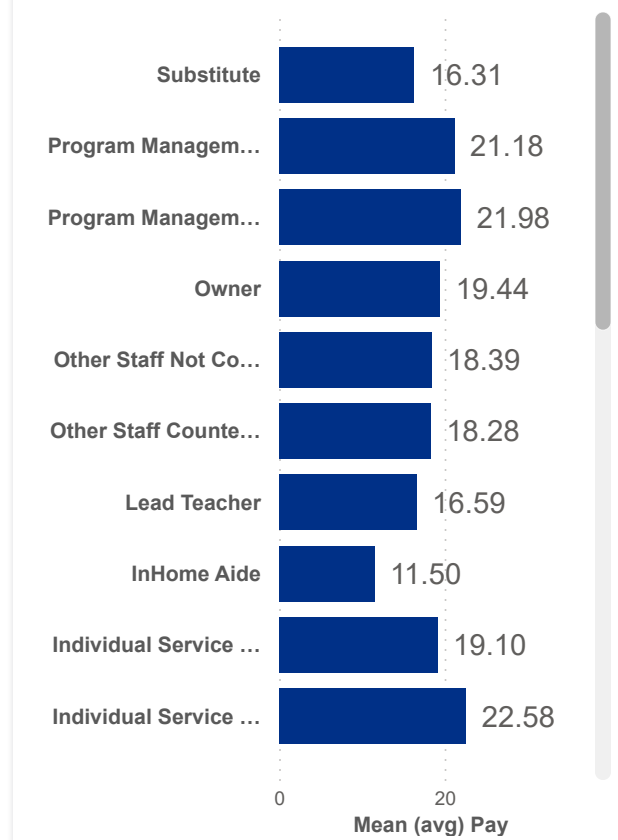
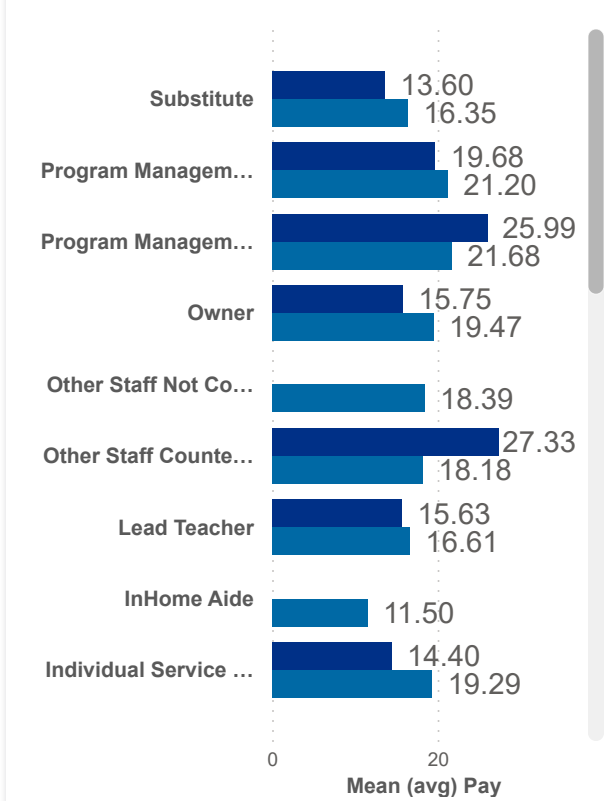
LEAVER	STAYER	COMBINED
15.82	16.94	16.91

Salary Mean by Year and Worker Status

Worker status ● Leaver ● Stayer



Worker ... ● Leaver ● Stayer



Combined Salary Mean by Year and Worker Status

