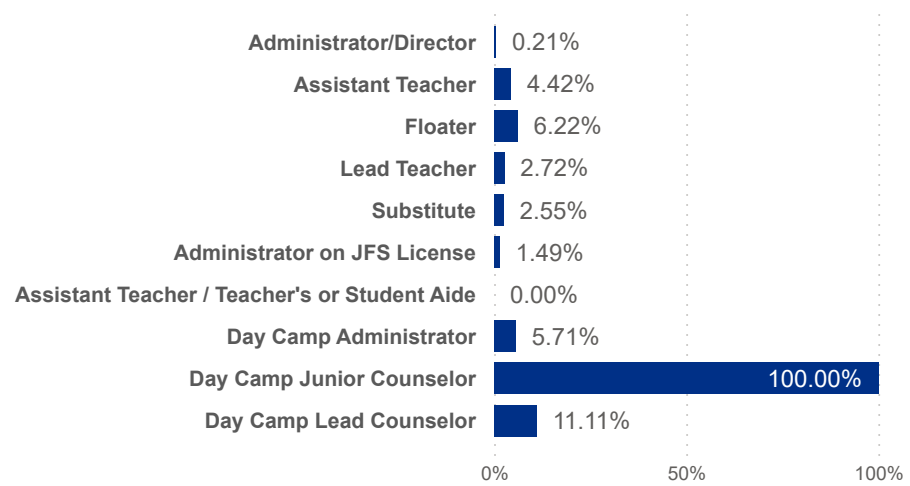




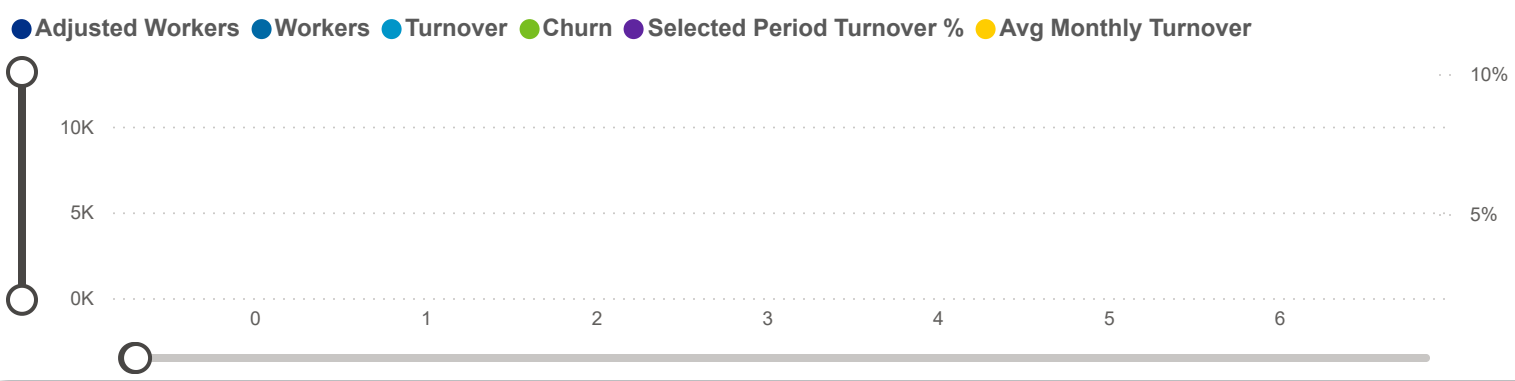
Date: Program Type: Job Title: Teacher Age Group: Education: TEACH Status:
 Position Type: SUTQ Rating: Total Duration: Center Type: Publicly Funded: POWER Status:
 SDA>County: Beale Code: Student Age Group: POWER Levels:

Avg Monthly Turnover Rates by Job Title

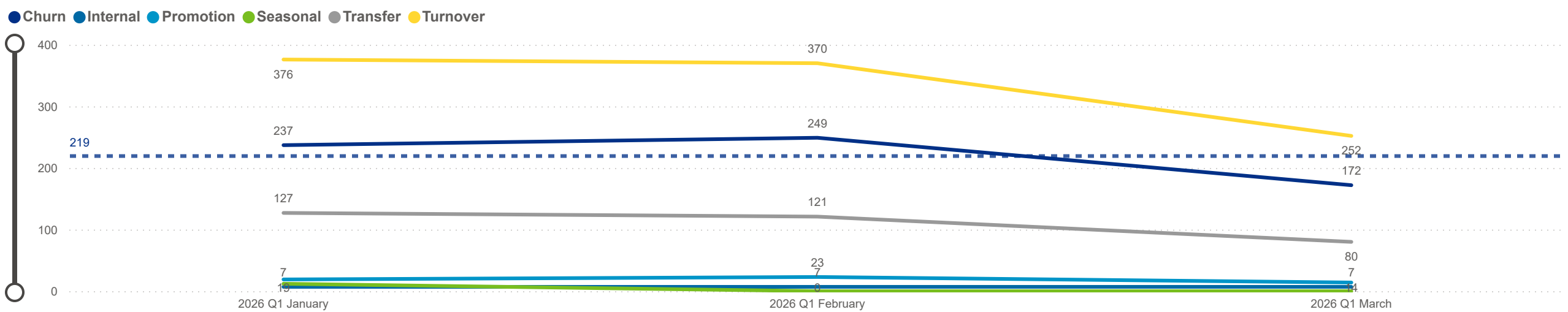


| Avg Monthly Turnover | Adjusted Workers | Total Leaver | Total Stayer | Sel Period Turnover |
|----------------------|------------------|--------------|--------------|---------------------|
| 3.42% | 10,383 | 650 | 9,733 | 9.61% |

Avg Monthly Turnover and Number of Workers



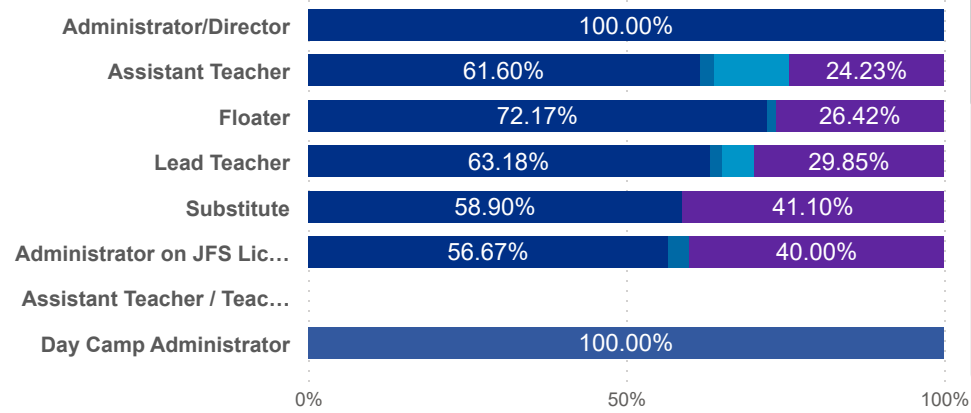
Categorization by Time Series



Date: 202601 | Program Type: Multiple select... | Job Title: All | Teacher Age Group: All | Education: All | TEACH Status: All
 202603 | Position Type: All | SUTQ Rating: All | Total Duration: 0.00 | Center Type: All | Publicly Funded: All | POWER Status: All
 SDA>County: SDA 8 | Beale Code: All | Student Age Group: All | POWER Levels: All

Job Change Reasons by Job Title

● Churn ● Internal ● Promotion ● Seasonal ● Transfer



Avg Monthly Churn

2.25%

Adjusted Workers

10,383

Workload Median

5.48

Pay Median USD / hr

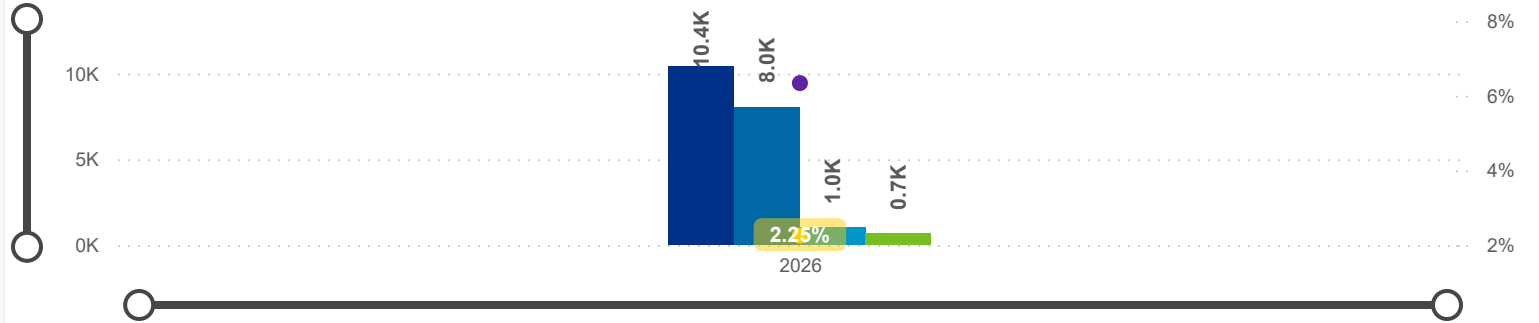
15.38

Avg ECE Duration

6.00

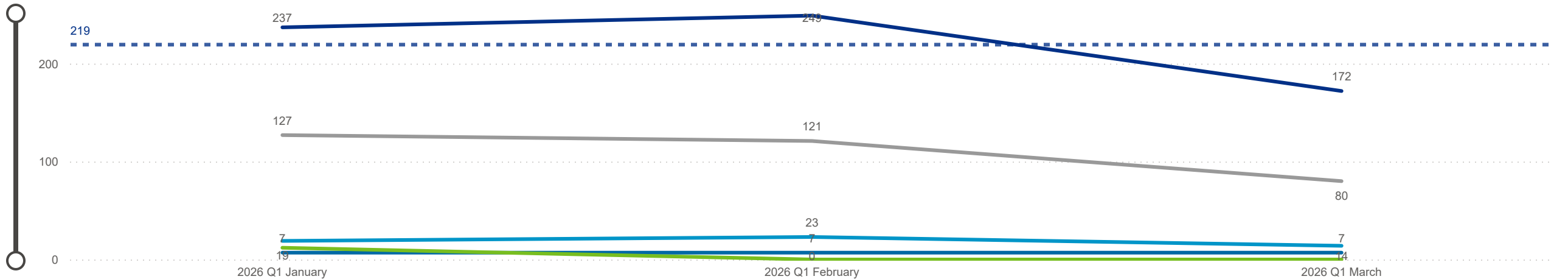
Avg Monthly Churn and Number of Workers

● Adjusted Workers ● Workers ● Turnover ● Churn ● Selected Period Churn % ● Avg Monthly Churn



Categorization by Time Series

● Churn ● Internal ● Promotion ● Seasonal ● Transfer



Date: 202601 | Program Type: Multiple select... | Job Title: All | Teacher Age Group: All | Education: All | TEACH Status: All
 202603 | Position Type: All | SUTQ Rating: All | Total Duration: 0.00 | Center Type: All | Publicly Funded: All | POWER Status: All
 SDA>County: SDA 8 | Beale Code: All | Student Age Group: All | POWER Levels: All

Low Leaver % | High Leaver %



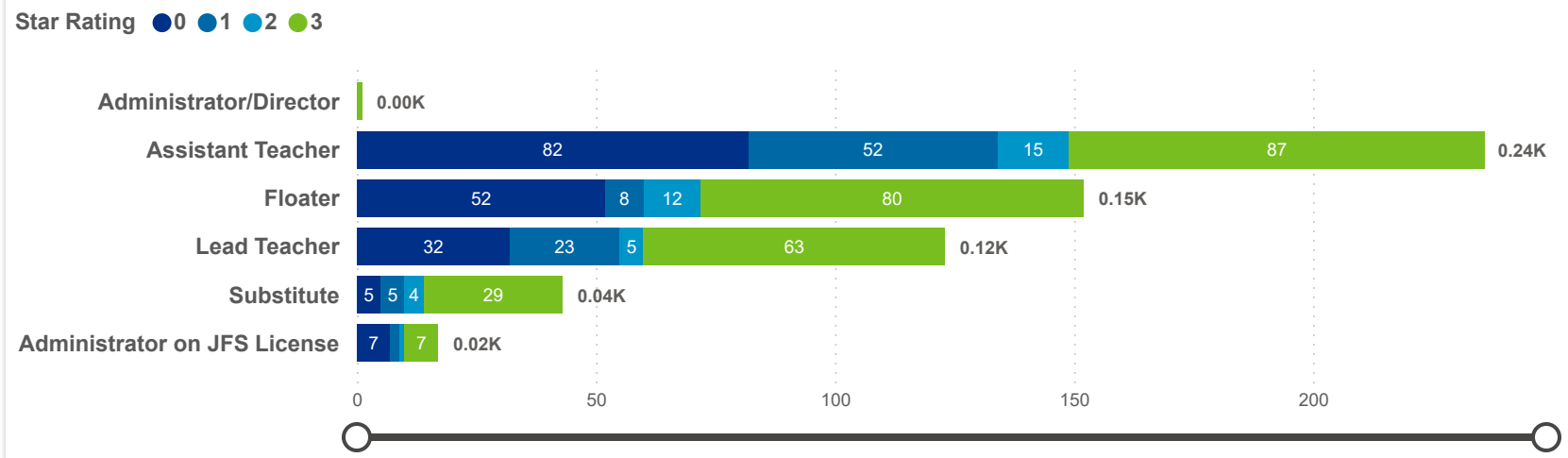
ADJUSTED WORKERS
10,383

TOTAL LEAVER
650

TOTAL STAYER
9,733

SELECTED PERIOD CHURN %
6.26%

Leaver by Job Title and Star Rating



| County | Adjusted Workers | Workers | Workers % | Total Leaver | Total Stayer | Selected Period Churn % | Stayer % | Avg Monthly Churn | Selected Period Turnover % | Avg Monthly Turnover | Workload Median | Avg Star Rating |
|---------------|------------------|--------------|----------------|--------------|--------------|-------------------------|---------------|-------------------|----------------------------|----------------------|-----------------|-----------------|
| Fayette OH | 222 | 168 | 2.09% | 19 | 203 | 8.56% | 91.44% | 2.99% | 13.06% | 4.56% | 3.10 | 2.48 |
| Logan OH | 221 | 186 | 2.31% | 12 | 209 | 5.43% | 94.57% | 1.94% | 6.79% | 2.42% | 6.00 | 2.11 |
| Montgomery OH | 5,623 | 4,284 | 53.24% | 365 | 5,258 | 6.49% | 93.51% | 2.33% | 10.21% | 3.61% | 5.63 | 1.91 |
| Preble OH | 330 | 223 | 2.77% | 12 | 318 | 3.64% | 96.36% | 1.31% | 8.18% | 2.94% | 4.15 | 1.86 |
| Shelby OH | 419 | 320 | 3.98% | 23 | 396 | 5.49% | 94.51% | 1.95% | 7.40% | 2.62% | 5.04 | 1.81 |
| Champaign OH | 249 | 191 | 2.37% | 12 | 237 | 4.82% | 95.18% | 1.73% | 10.04% | 3.61% | 4.91 | 1.74 |
| Clark OH | 686 | 581 | 7.22% | 39 | 647 | 5.69% | 94.31% | 2.03% | 9.04% | 3.22% | 5.31 | 1.67 |
| Darke OH | 294 | 246 | 3.06% | 11 | 283 | 3.74% | 96.26% | 1.29% | 4.08% | 1.41% | 4.80 | 1.55 |
| Greene OH | 1,590 | 1,331 | 16.54% | 95 | 1,495 | 5.97% | 94.03% | 2.17% | 9.37% | 3.41% | 5.56 | 1.35 |
| Miami OH | 750 | 618 | 7.68% | 62 | 688 | 8.27% | 91.73% | 3.03% | 9.87% | 3.50% | 6.00 | 0.83 |
| Total | 10,383 | 8,046 | 100.00% | 650 | 9,733 | 6.26% | 93.74% | 2.25% | 9.61% | 3.42% | 5.48 | 1.73 |

©2026 TomTom Feedback

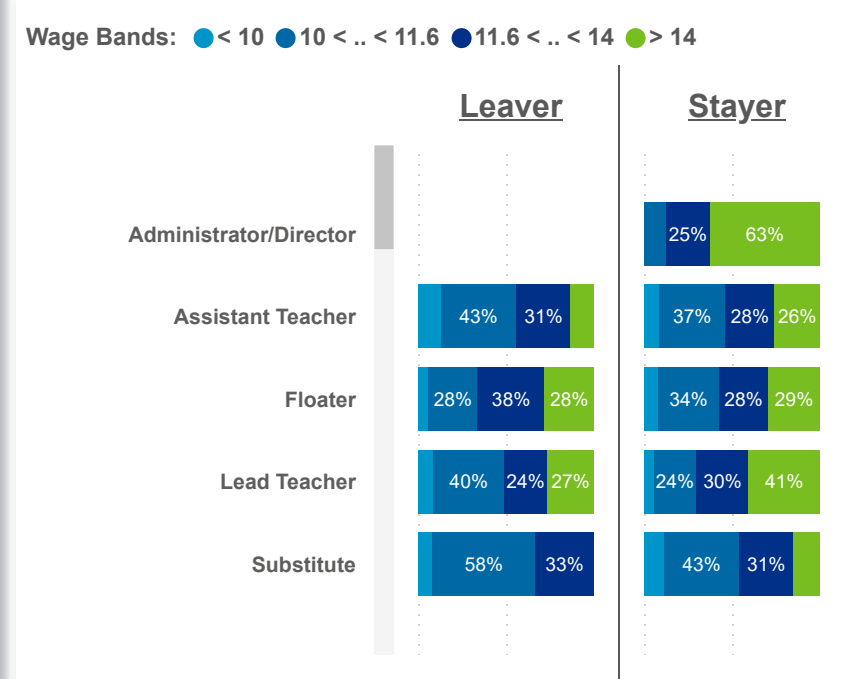
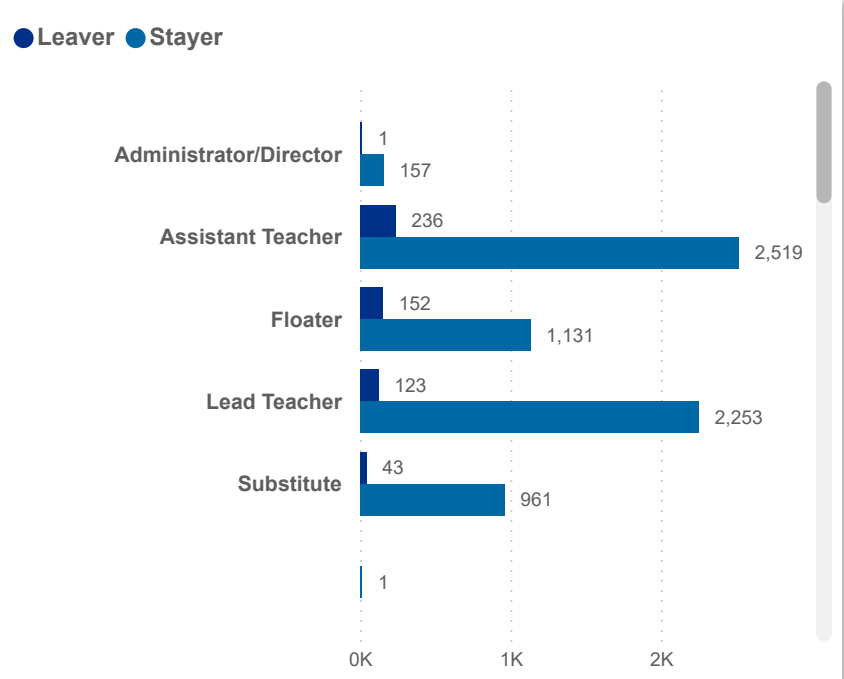
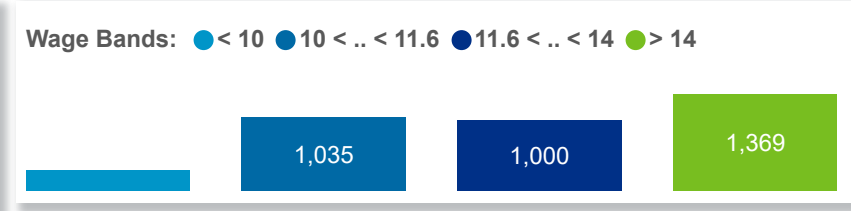
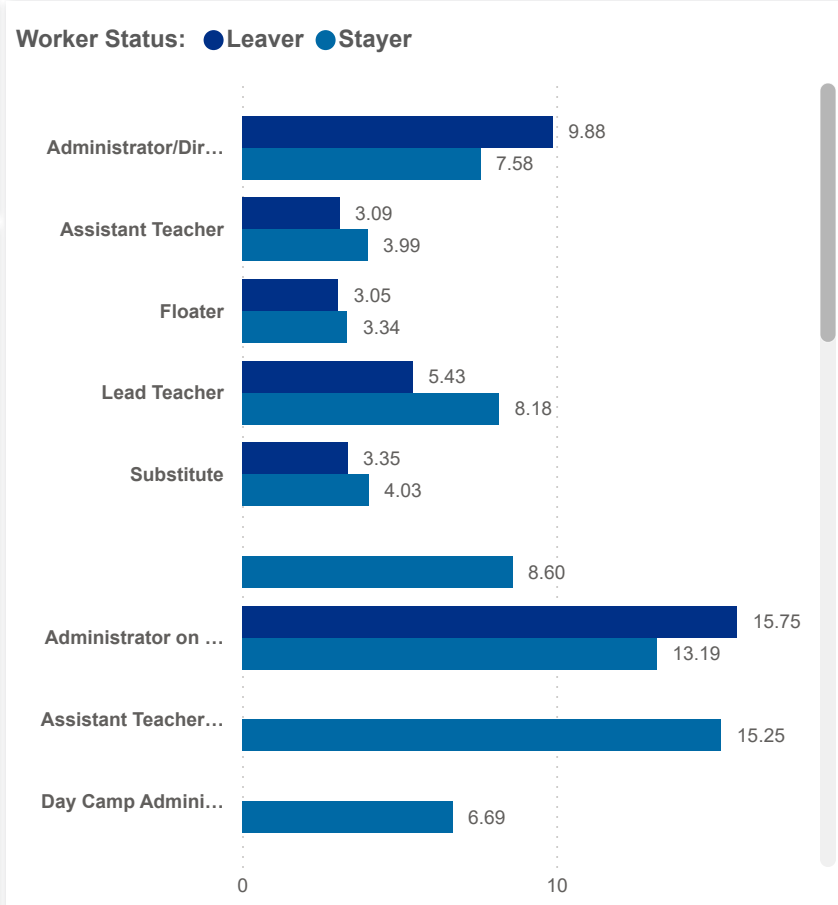
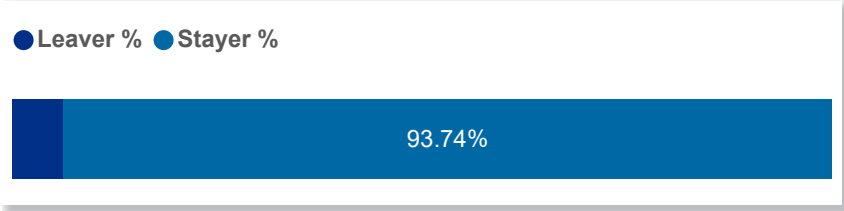


Date: Program Type:
 Job Title: Teacher Age Group: Education: TEACH Status:

Date: Position Type:
 SUTQ Rating: Total Duration: Center Type: Publicly Funded: POWER Status:

SDA>County: Beale Code: Student Age Group: POWER Levels:

| NUMBER OF WORKERS | | AVG ECE DURATION (In Years) | | HOURLY WAGE BANDS (USD) | |
|-------------------|--------------|-----------------------------|-------------|--------------------------|--------------------------|
| TOTAL LEAVER | TOTAL STAYER | LEAVER | STAYER | LEAVER (Hourly Wage MED) | STAYER (Hourly Wage MED) |
| 650 | 9,733 | 4.16 | 6.08 | 14.50 | 15.45 |





Date: Program Type: Job Title: Teacher Age Group: Education: TEACH Status:

Position Type: SUTQ Rating: Total Duration: Center Type: Publicly Funded: POWER Status:

SDA>County: Beale Code: Student Age Group: POWER Levels:

NUMBER OF WORKERS

AVG ECE DURATION (In Years)

HOURLY WAGE BANDS (USD)

LEAVER

STAYER

6.26%

93.74%

LEAVER

STAYER

4.16

6.08


LEAVER (Hourly Wage MED)

STAYER (Hourly Wage MED)

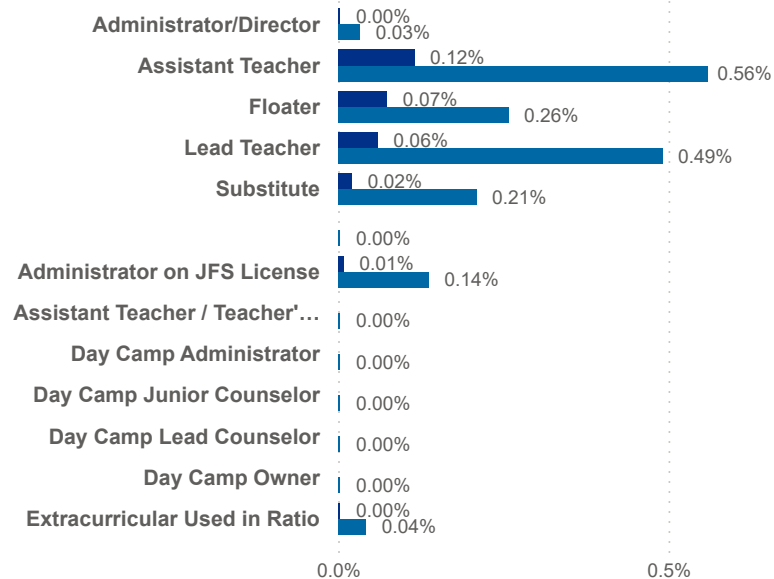
14.50

15.45

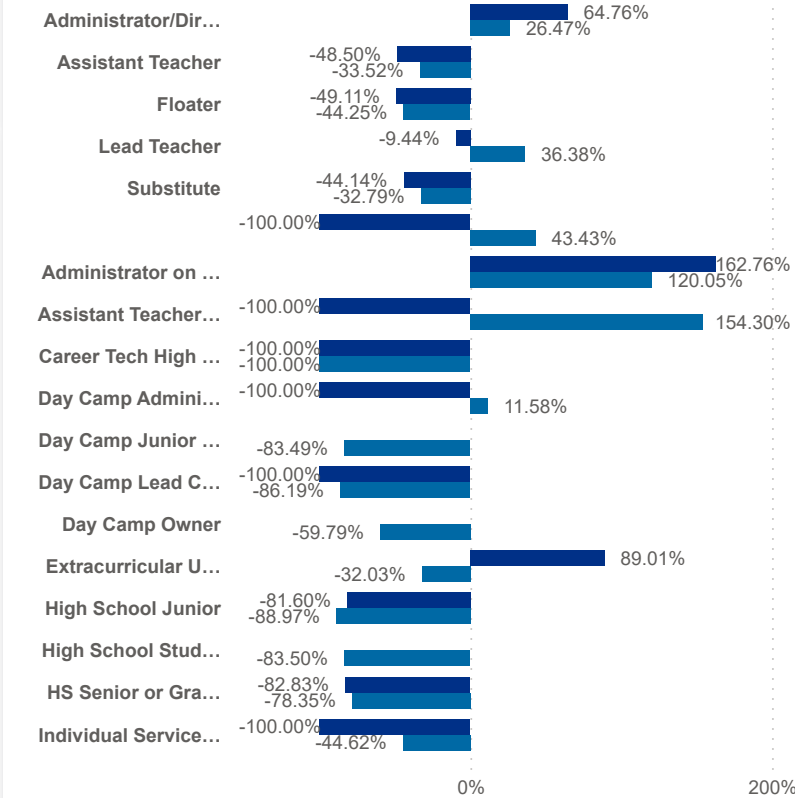
Leaver % Stayer %



Worker Status: Leaver Stayer



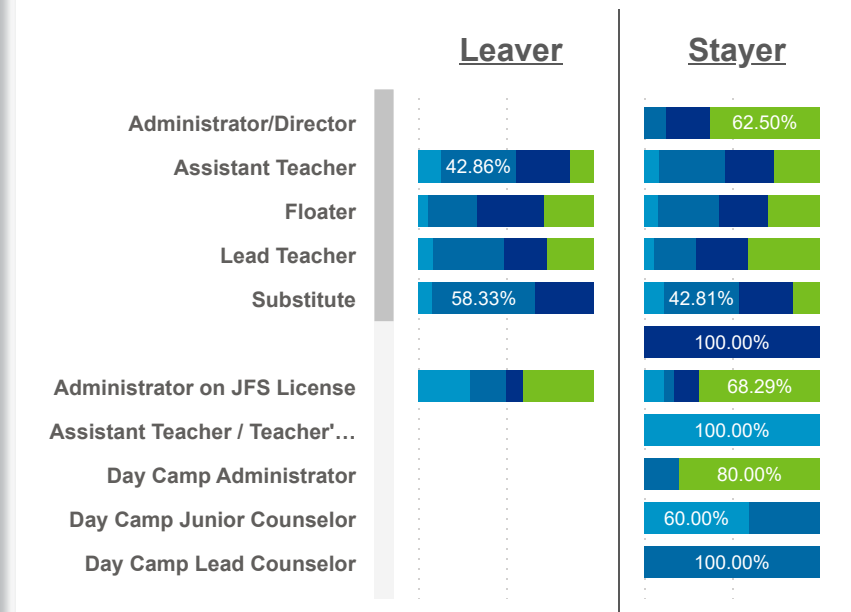
Worker Status: Leaver Stayer



Wage Bands: < 10 10 < .. < 11.6 11.6 < .. < 14 > 14



Wage Bands: < 10 10 < .. < 11.6 11.6 < .. < 14 > 14





Date: Program Type:
 Job Title: Teacher Age Group: Education: TEACH Status:

202603 Position Type: Credential: TEACH Models:

SDA>County: SUTQ Rating: Total Duration: Center Type: Publicly Funded: POWER Status:

Beale Code: Student Age Group: POWER Levels:

LEAVER (Avg Career Duration)

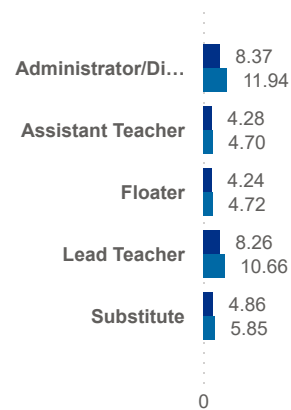
7.68

STAYER (Avg Career Duration)

10.64

Avg Career Duration by Job Title

Worker Status: Leaver Stayer



| County | Job Title | Longest Serving Profile | \$ / hr | Seniority | Workload | Star Rating (M) |
|------------|------------------------|-------------------------|---------|-----------|----------|-----------------|
| Champaign | Administrator/Director | 2.73 | | Early | 8.10 | |
| Clark | Administrator/Director | 2.78 | | Early | 8.31 | |
| Darke | Administrator/Director | 2.60 | | Early | 7.10 | |
| Fayette | Administrator/Director | 1.49 | | Early | 3.75 | |
| Greene | Administrator/Director | 1.24 | | Early | 5.00 | |
| Logan | Administrator/Director | 3.07 | | Early | 3.30 | |
| Miami | Administrator/Director | 1.92 | | Early | 7.95 | |
| Montgomery | Administrator/Director | 1.78 | | Early | 6.97 | |
| Preble | Administrator/Director | 3.18 | | Early | 4.33 | |
| Shelby | Administrator/Director | 2.98 | | Early | 6.40 | |
| Montgomery | Administrator/Director | 2.44 | 30.00 | Early | 5.47 | |

TOTAL STAYER

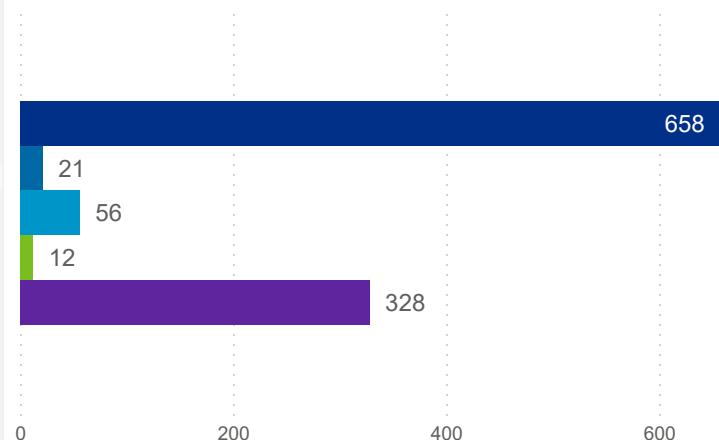
9,733

STAYER (Promotion)

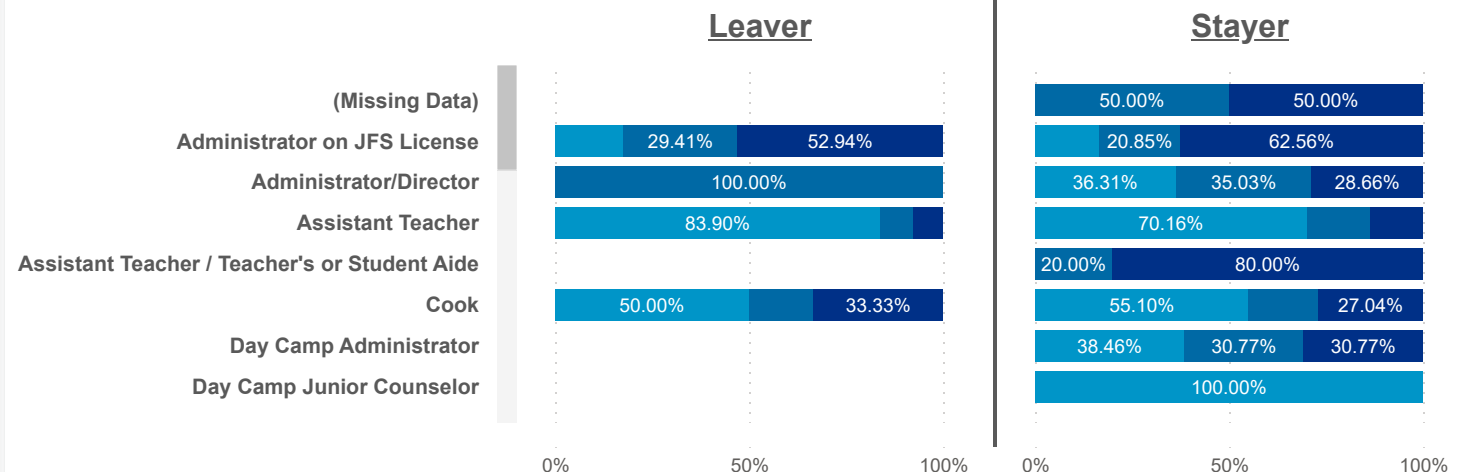
56

Turnover Reasons

Churn Internal Promotion Seasonal Transfer



Seniority: Early Mid Senior





Date: Program Type:
 Job Title: Teacher Age Group: Education: TEACH Status:

202603 Position Type: Credential: TEACH Models:

SDA>County: SUTQ Rating: Total Duration: Center Type: Publicly Funded: POWER Status:

Beale Code: Student Age Group: POWER Levels:

LEAVER (Avg Career Duration)

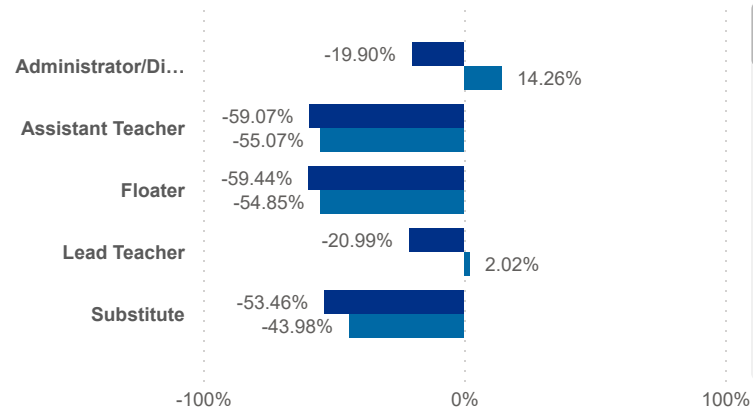
7.68

STAYER (Avg Career Duration)

10.64

Avg Career Duration by Job Title vs Mean

Worker Status: ● Leaver ● Stayer



| County | Job Title | Longest Serving Profile | \$ / hr | Seniority | Workload | Star Rating (mean) |
|------------|---|-------------------------|---------|-----------|----------|--------------------|
| Champaign | Floater | 0.01 | 11.50 | Early | 4.51 | 3.0 |
| Greene | Floater | 0.01 | 14.25 | Early | 4.62 | 0.0 |
| Greene | Lead Teacher | 0.01 | 14.45 | Early | 4.71 | 3.0 |
| Preble | Individual Service Provider Not Used in Ratio | 0.01 | | Early | 60.00 | 0.0 |
| Montgomery | Floater | 0.03 | 16.00 | Early | 8.08 | 1.5 |
| Greene | Assistant Teacher | 0.03 | 20.55 | Early | 7.47 | 3.0 |
| Greene | Assistant Teacher | 0.03 | 22.00 | Early | 7.04 | 3.0 |
| Montgomery | Program Management Used in Ratio | 0.03 | 20.02 | Senior | 0.58 | 3.0 |
| Greene | Cook | 0.03 | 18.86 | Early | 7.47 | 3.0 |
| Montgomery | Program Management Not Used in Ratio | 0.03 | 20.73 | Early | 0.58 | 3.0 |

TOTAL STAYER

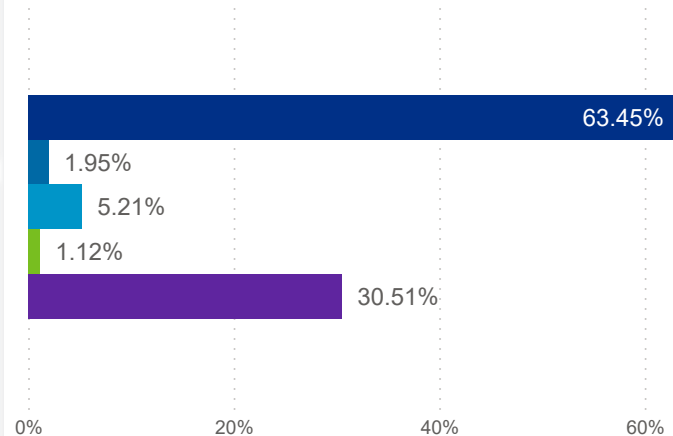
9,733

STAYER (Promotion)

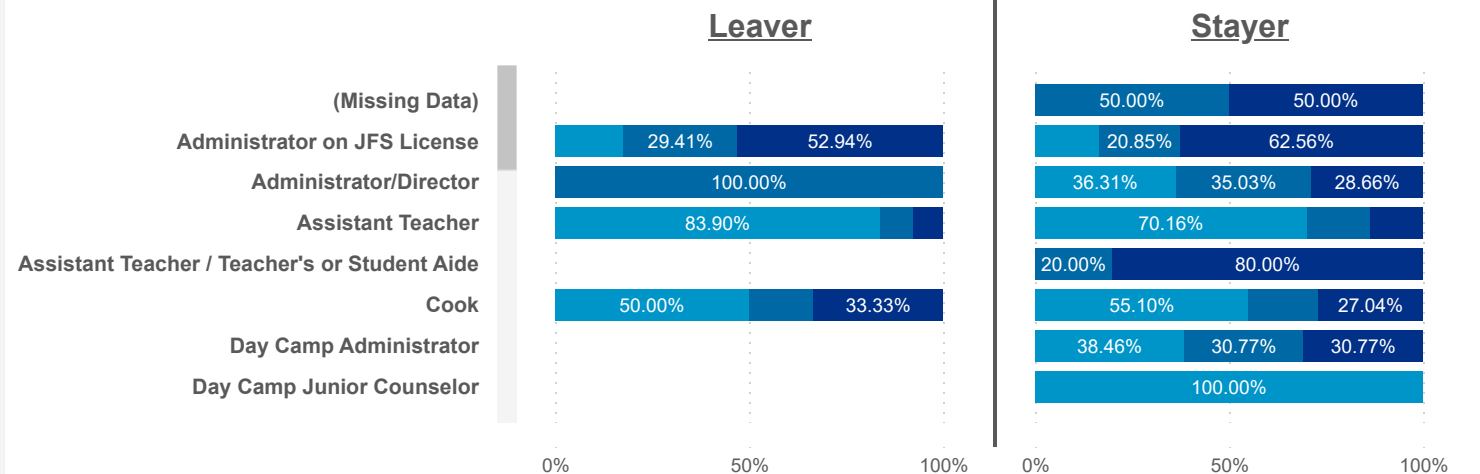
56

Turnover Reasons

● Churn ● Internal ● Promotion ● Seasonal ● Transfer



Seniority: ● Early ● Mid ● Senior





Date: Program Type:
 Job Title: Teacher Age Group: Education: TEACH Status:

Date: Position Type:
 SUTQ Rating: Total Duration: Center Type: Publicly Funded: POWER Status:

SDA>County: Beale Code: Student Age Group: POWER Levels:

PAY MEDIAN (USD)

PAY PROGRESSION (USD)

PAY & CAREER SENIORITY (USD)

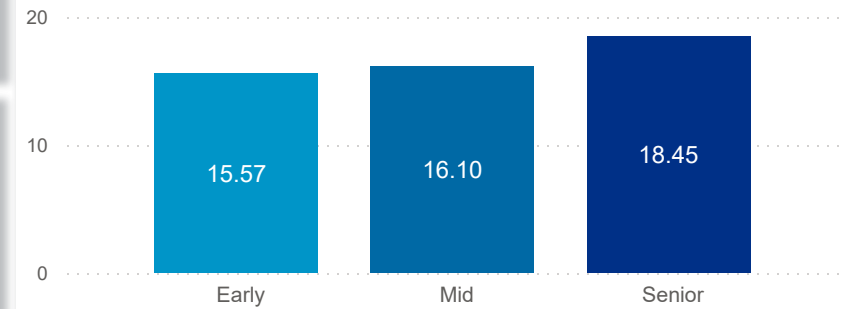
LEAVER
14.50

STAYER
15.45

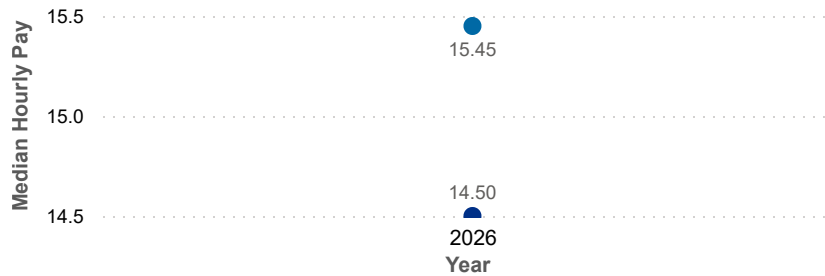
LEAVER
0.67

STAYER
0.85

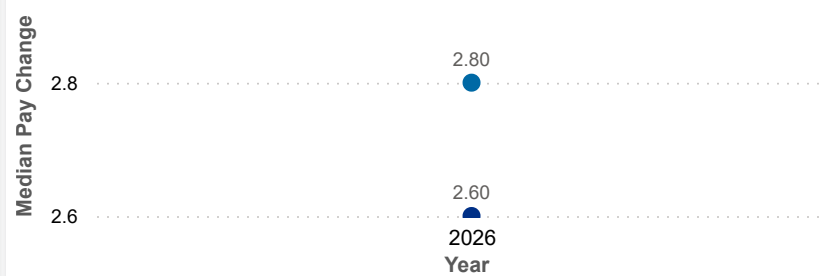
Seniority: ● Early ● Mid ● Senior



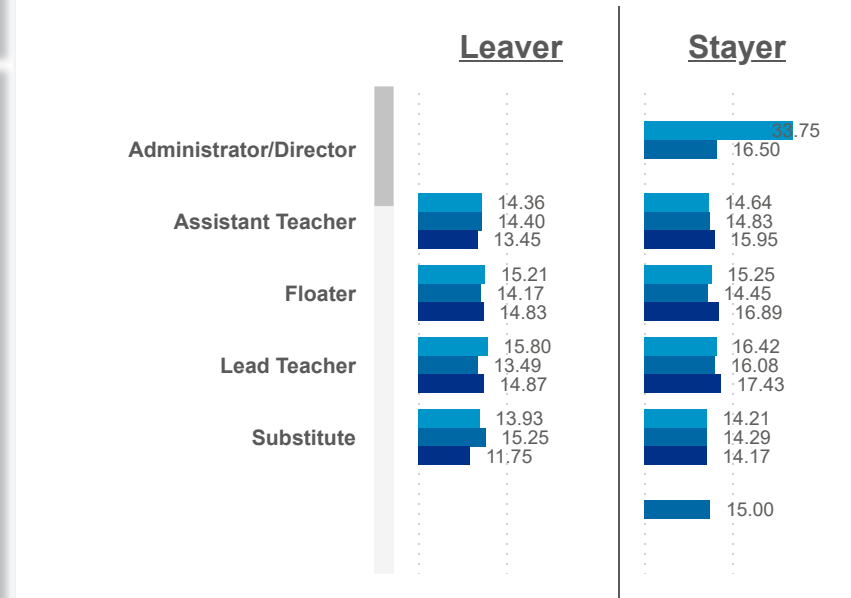
Worker Status: ● Leaver ● Stayer



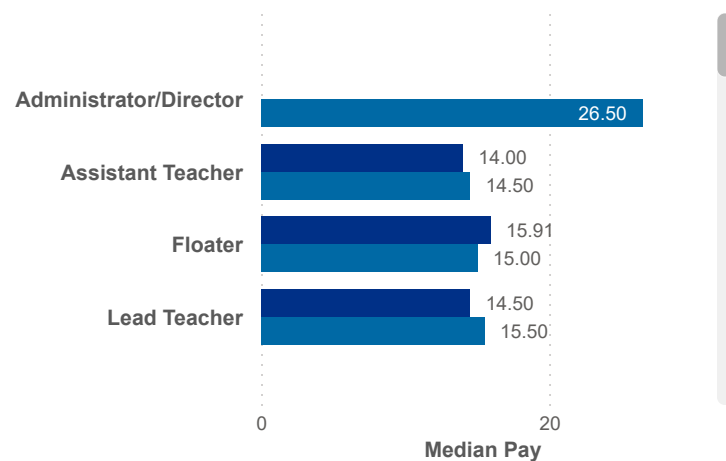
Worker Status: ● Leaver ● Stayer



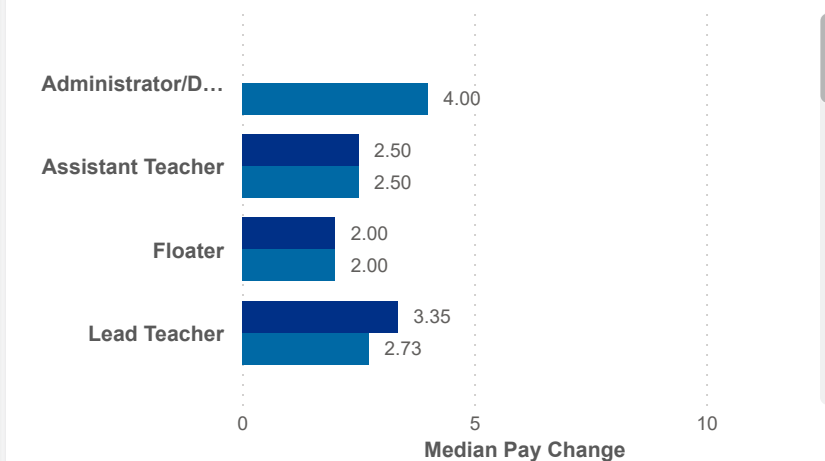
Seniority: ● Early ● Mid ● Senior



Worker Status: ● Leaver ● Stayer



Worker Status: ● Leaver ● Stayer





Date: Program Type:
 Job Title: Teacher Age Group: Education: TEACH Status:

Date: Position Type:
 SUTQ Rating: Total Duration: Center Type: Publicly Funded: POWER Status:

SDA>County:
 Total Duration: Beale Code: Student Age Group: POWER Levels:

PAY MEDIAN (USD)

PAY PROGRESSION (USD)

PAY & CAREER SENIORITY (USD)

LEAVER

STAYER

14.50

15.45

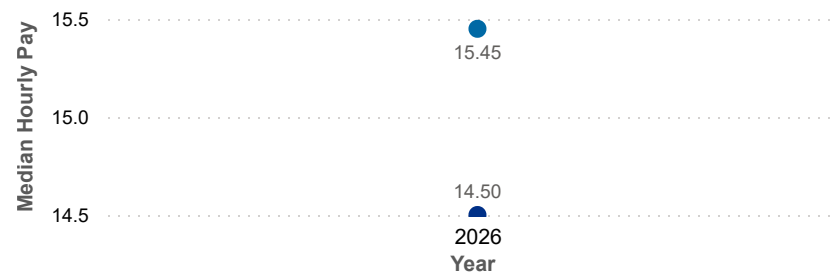
LEAVER

STAYER

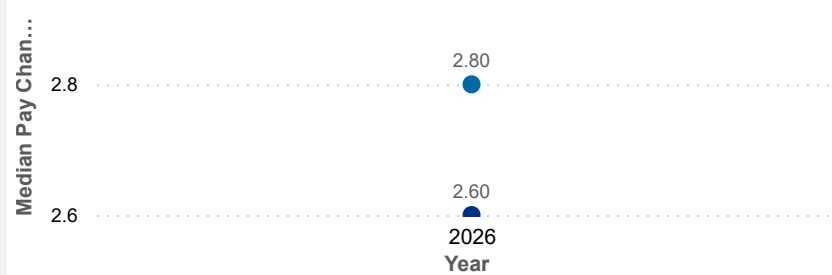
0.67

0.85

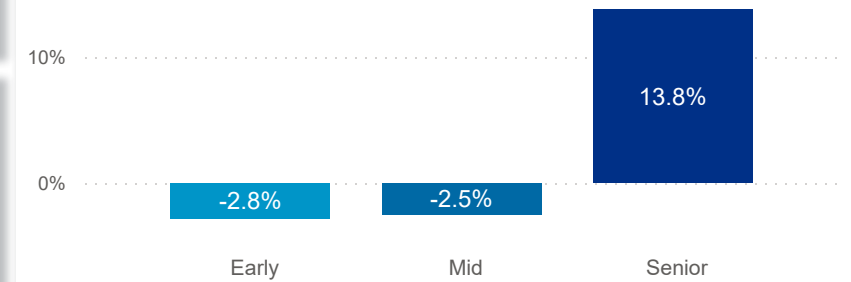
Worker Status: ● Leaver ● Stayer



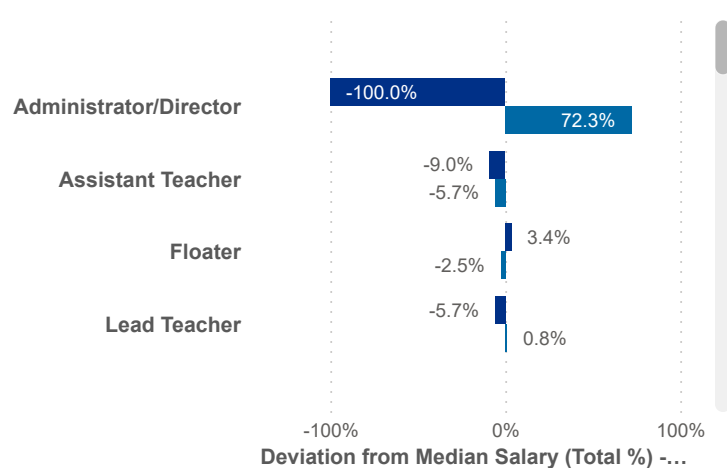
Worker Status: ● Leaver ● Stayer



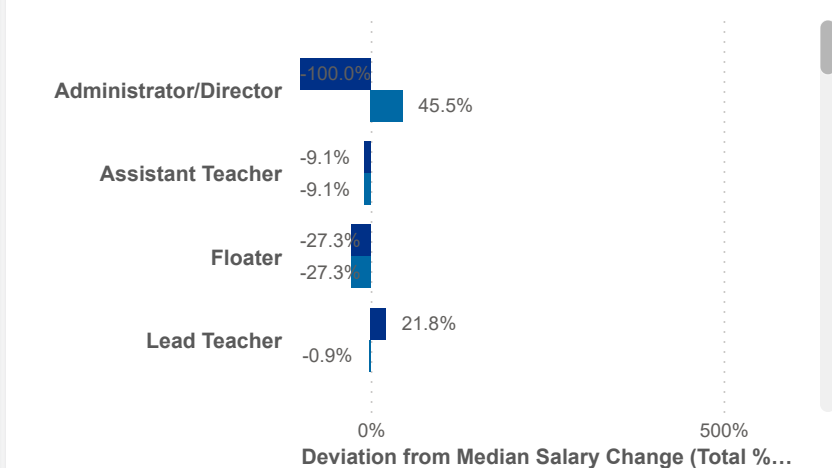
Seniority: ● Early ● Mid ● Senior



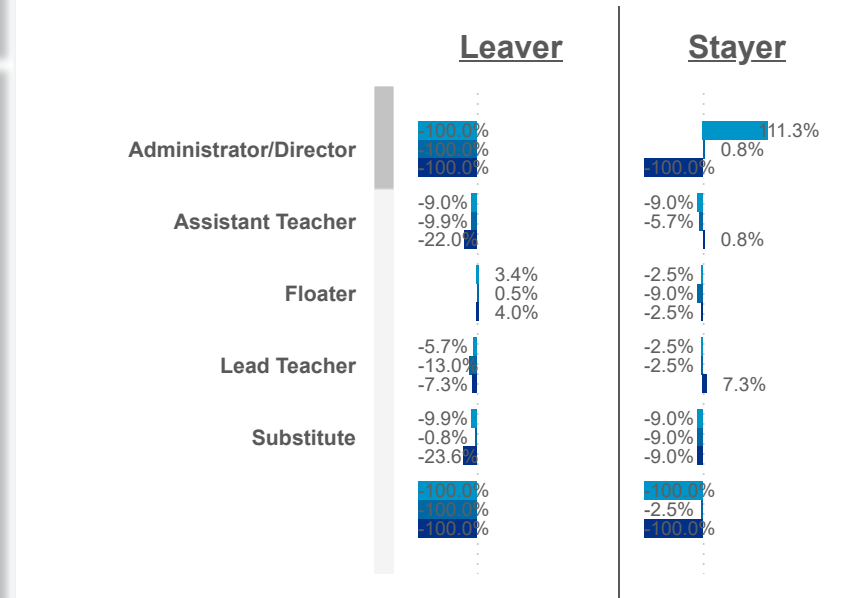
Worker Status: ● Leaver ● Stayer



Worker Status: ● Leaver ● Stayer



Seniority: ● Early ● Mid ● Senior





Date: 202601 Program Type: Multiple select...
 202603 Position Type: All Job Title: All Teacher Age Group: All Education: All TEACH Status: All
 Credential: All TEACH Models: All

SDA>County: SDA 8 SUTQ Rating: All Total Duration: 0.00
 100.00 Center Type: All Publicly Funded: All POWER Status: All
 Beale Code: All Student Age Group: All POWER Levels: All

Workload Median (Total)

5.48

Workload Median (Leaver)

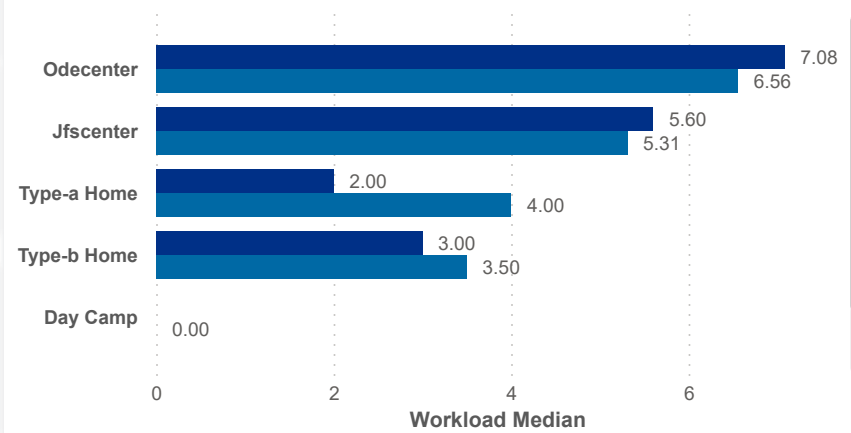
5.60

Workload Median (Stayer)

5.47

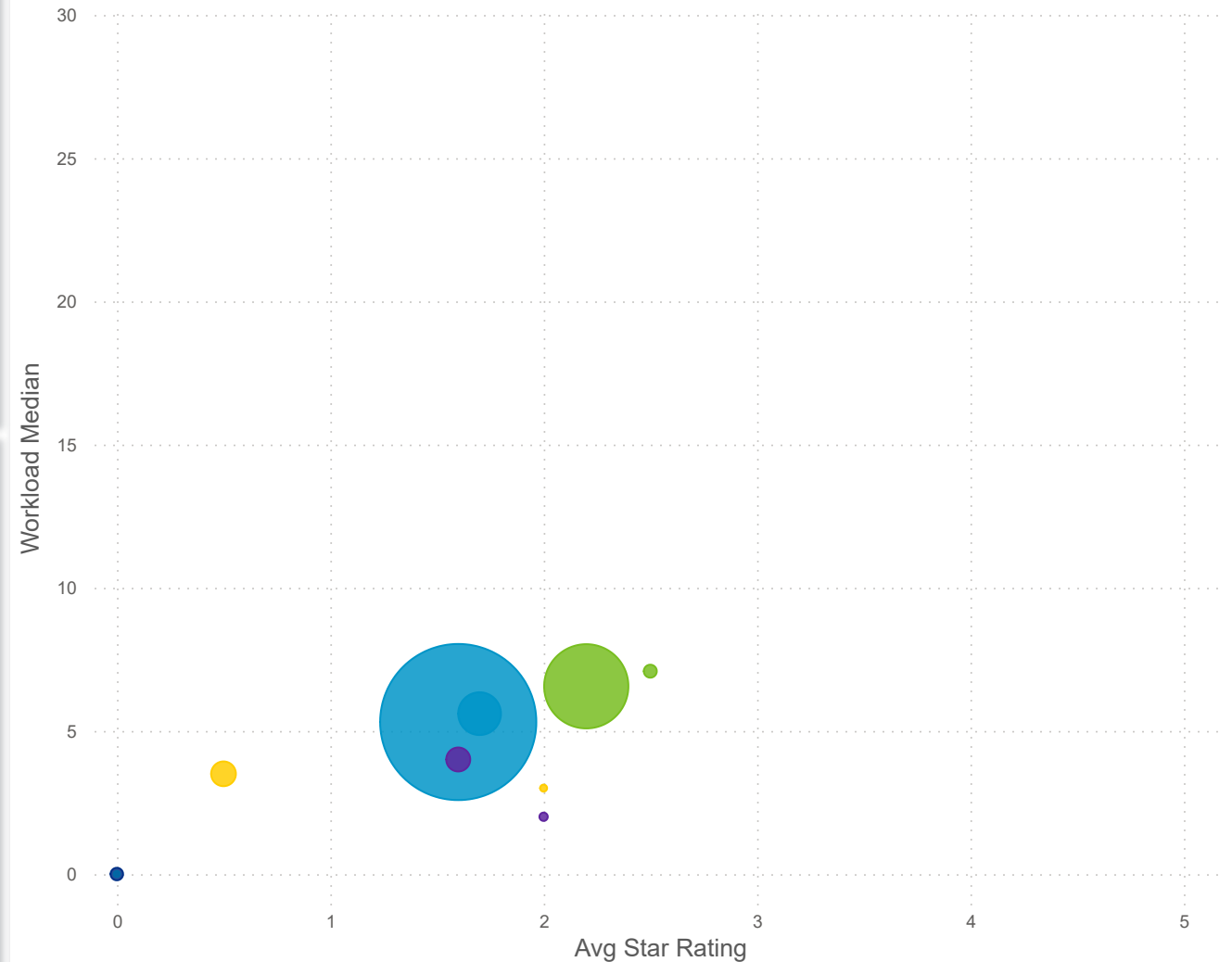
Workload Median

Worker status ● Leaver ● Stayer



Star Rating Mean, Workload Median, and Number of Users by Worker Status and Center Type

Center Type: ● Day Camp ● Inhome Aide ● Jfscenter ● Odecenter ● Type-a Home ● Type-b Home

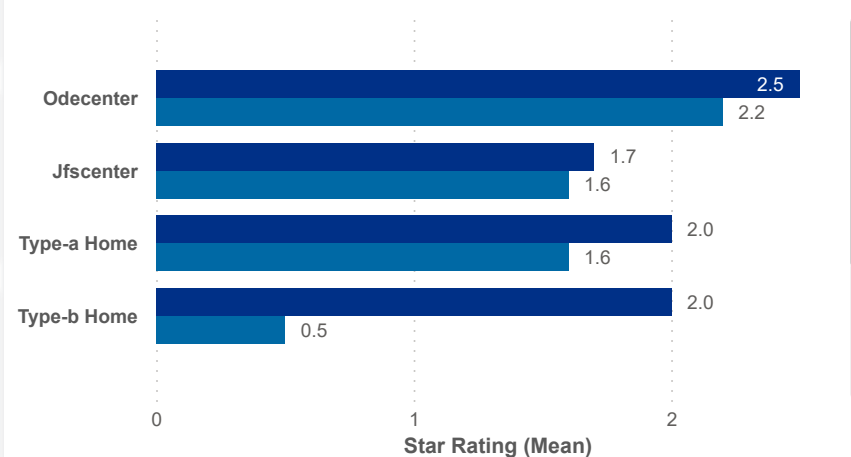


Star Rating Mean (Total)

1.7

Star Rating Mean

Worker status ● Leaver ● Stayer



Star Rating Mean (Leaver)

1.7

Star Rating Mean (Stayer)

1.7



Date: 202601 | Program Type: Multiple select... | Job Title: All | Teacher Age Group: All | Education: All | TEACH Status: All

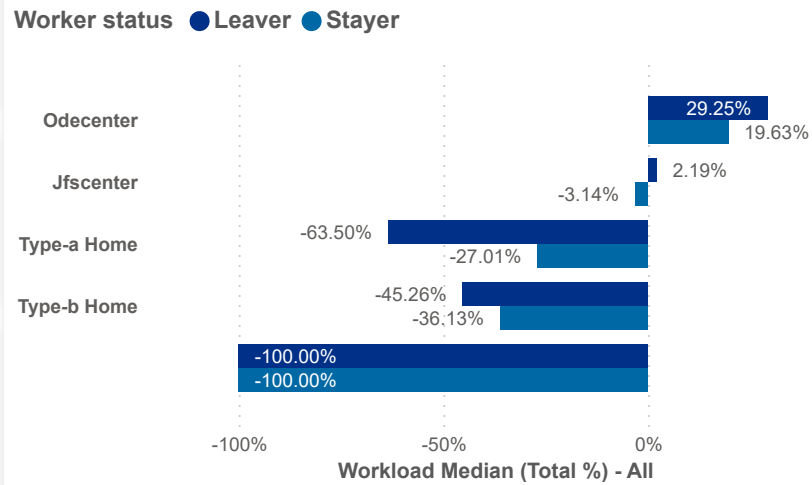
202603 | Position Type: All | SUTQ Rating: All | Total Duration: 0.00 | Center Type: All | Publicly Funded: All | POWER Status: All

SDA>County: SDA 8 | Beale Code: All | Student Age Group: All | POWER Levels: All

Workload Median (Total)

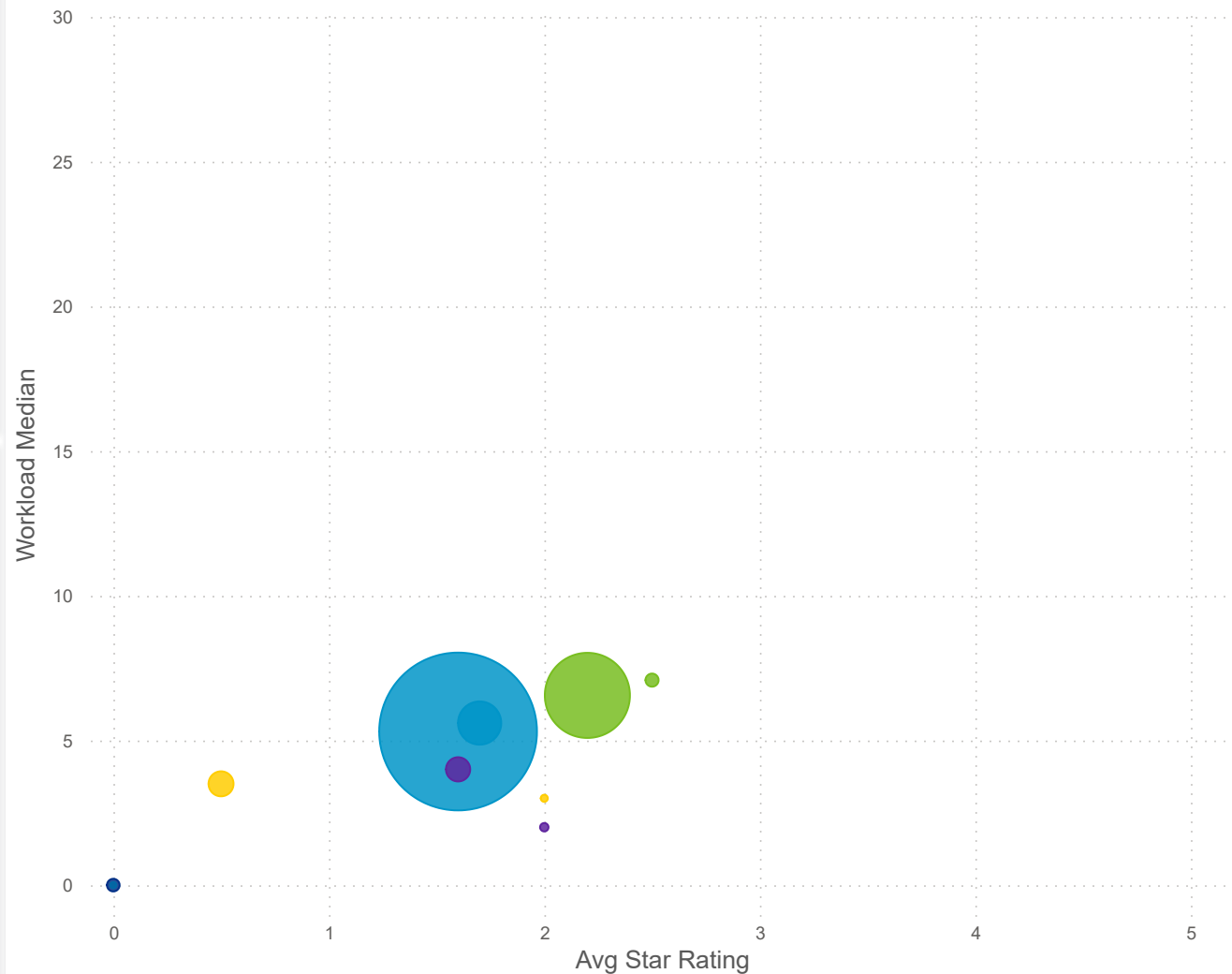
5.48

Workload Median (Total %)



Star Rating Mean, Workload Median, and Number of Users by Worker Status and Center Type

Center Type: Day Camp Inhome Aide Jfscenter Odecenter Type-a Home Type-b Home



Workload Median (Leaver)

5.60

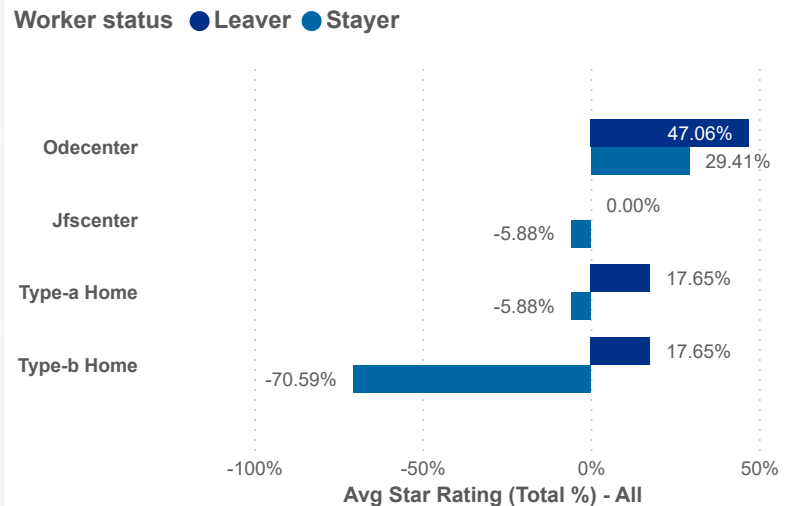
Workload Median (Stayer)

5.47

Star Rating Mean (Total)

1.7

Star Rating Mean (Total %)



Star Rating Mean (Leaver)

1.7

Star Rating Mean (Stayer)

1.7



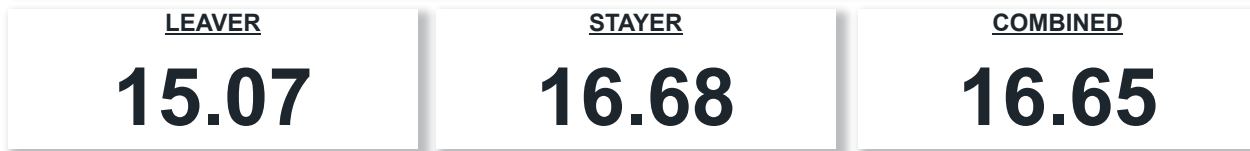
Date: 202601 | Program Type: Multiple select... | Job Title: All | Teacher Age Group: All | Education: All | TEACH Status: All

202603 | Position Type: All | SUTQ Rating: All | Total Duration: 0.00 | Center Type: All | Publicly Funded: All | TEACH Models: All

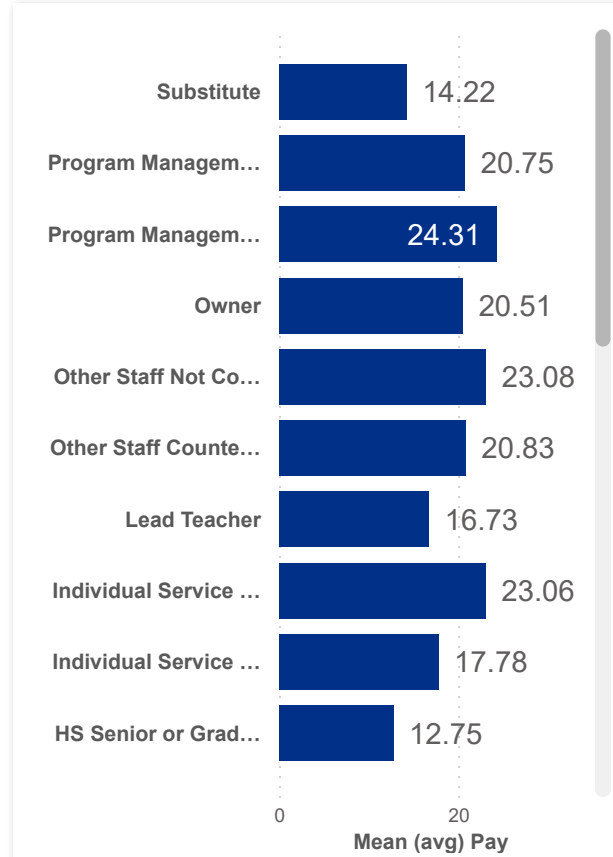
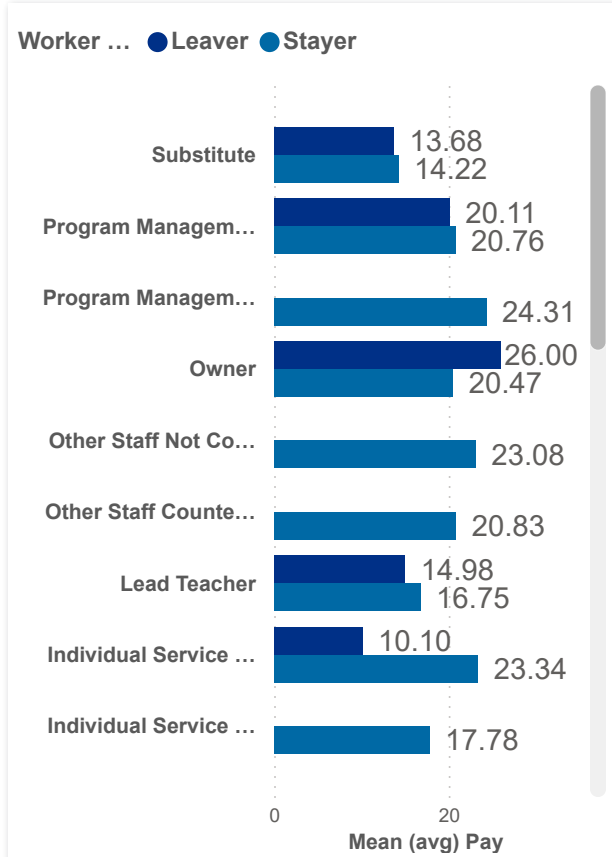
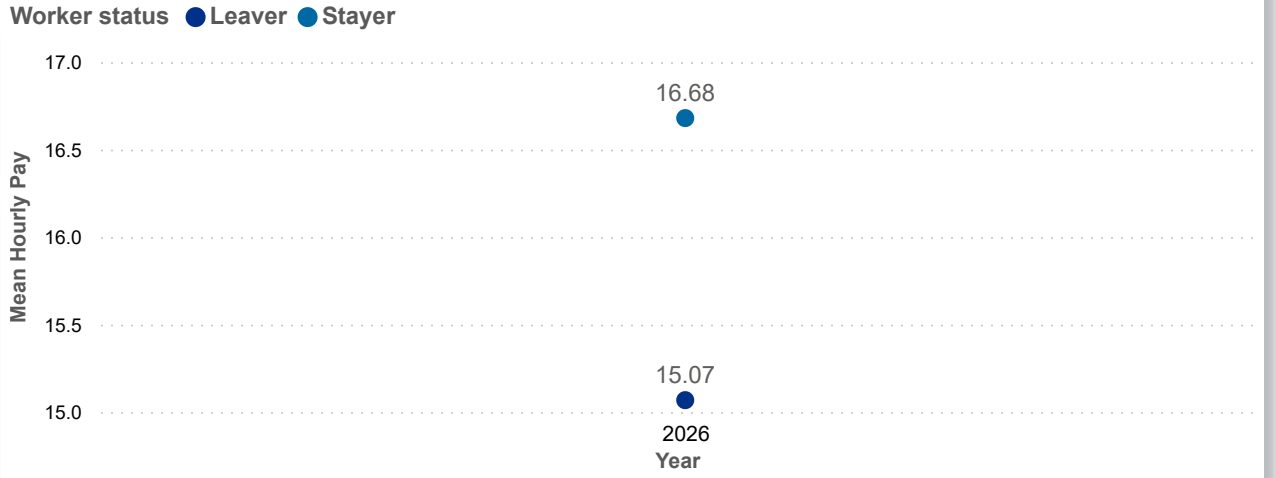
SDA>County: SDA 8 | Total Duration: 100.00 | Beale Code: All | Student Age Group: All | POWER Status: All

POWER Levels: All

PAY MEAN (USD)



Salary Mean by Year and Worker Status



Combined Salary Mean by Year and Worker Status

