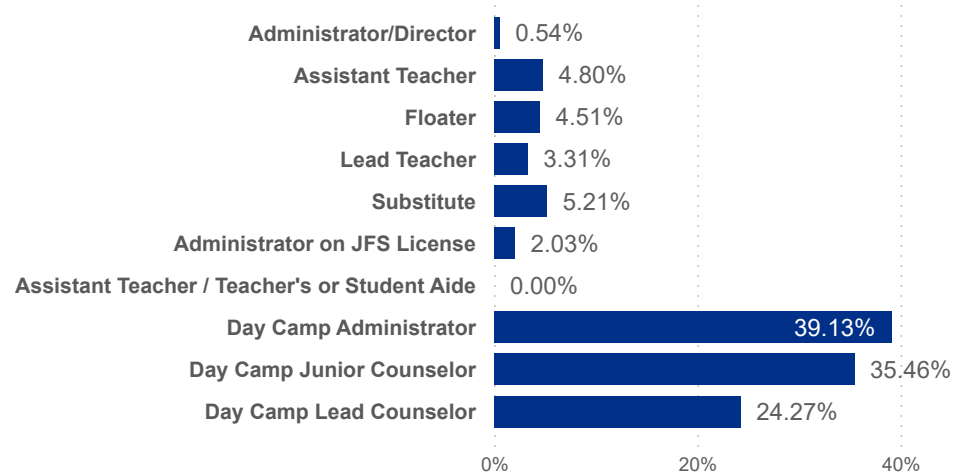




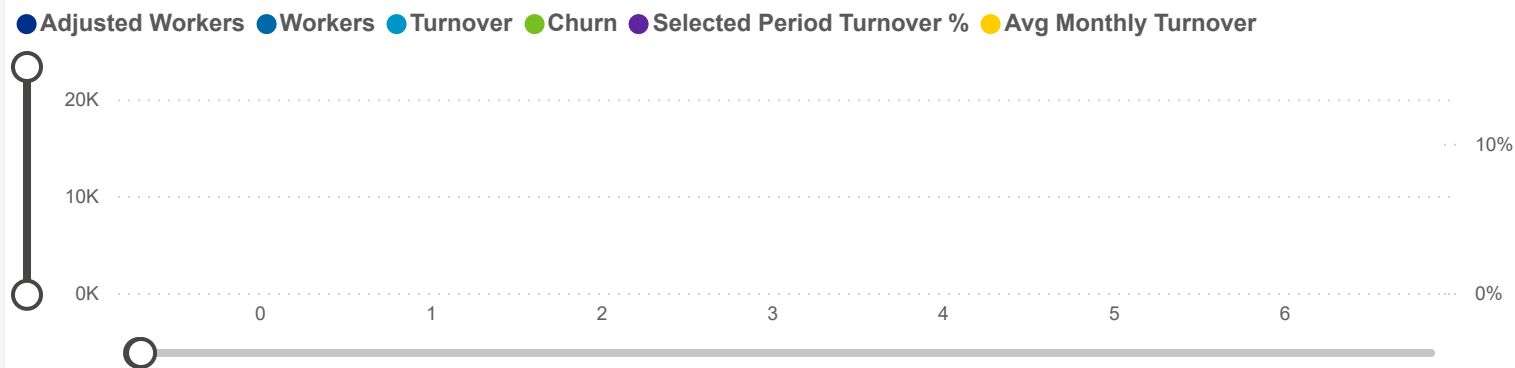
Date: Program Type: Job Title: Teacher Age Group: Education: TEACH Status:
 Position Type: SUTQ Rating: Total Duration: Center Type: Publicly Funded: POWER Status:
 SDA>County: Beale Code: Student Age Group: POWER Levels:

Avg Monthly Turnover Rates by Job Title



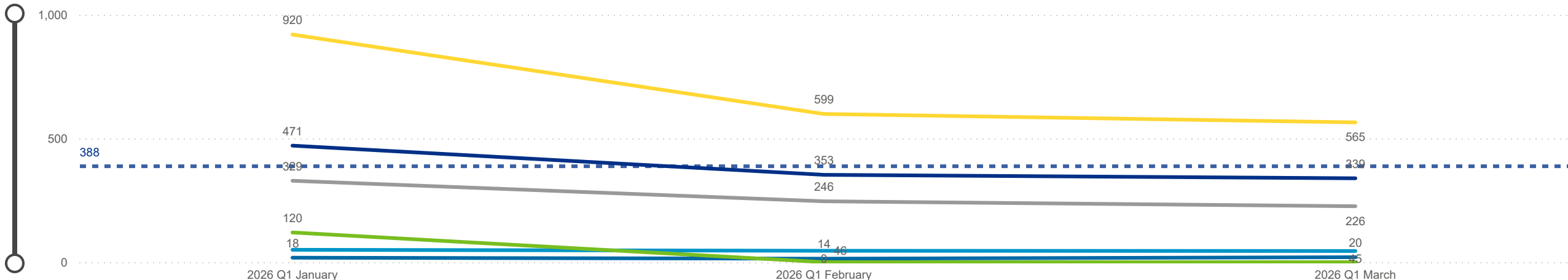
Avg Monthly Turnover	Adjusted Workers	Total Leaver	Total Stayer	Sel Period Turnover
3.80%	19,547	1,157	18,390	10.66%

Avg Monthly Turnover and Number of Workers



Categorization by Time Series

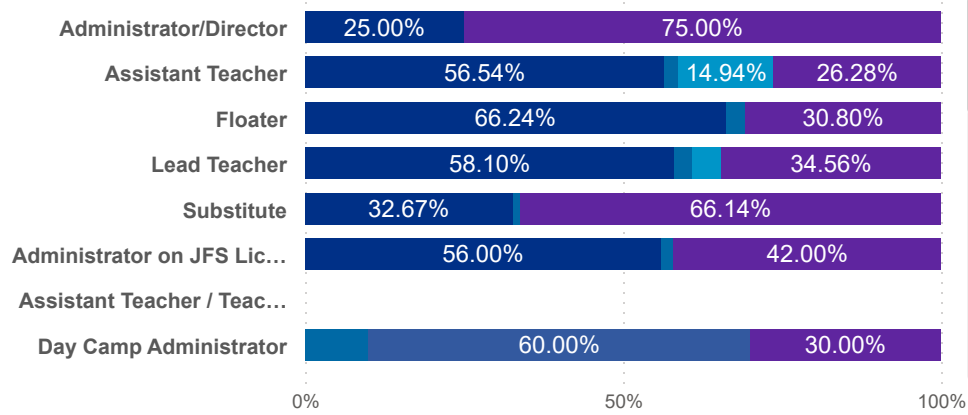
Churn Internal Promotion Seasonal Transfer Turnover



Date: 202601 | Program Type: Multiple select... | Job Title: All | Teacher Age Group: All | Education: All | TEACH Status: All
 202603 | Position Type: All | SUTQ Rating: All | Total Duration: 0.00 | Center Type: All | Publicly Funded: All | POWER Status: All
 SDA>County: SDA 6 | Beale Code: All | Student Age Group: All | POWER Levels: All

Job Change Reasons by Job Title

● Churn ● Internal ● Promotion ● Seasonal ● Transfer



Avg Monthly Churn

2.12%

Adjusted Workers

19,547

Workload Median

5.40

Pay Median USD / hr

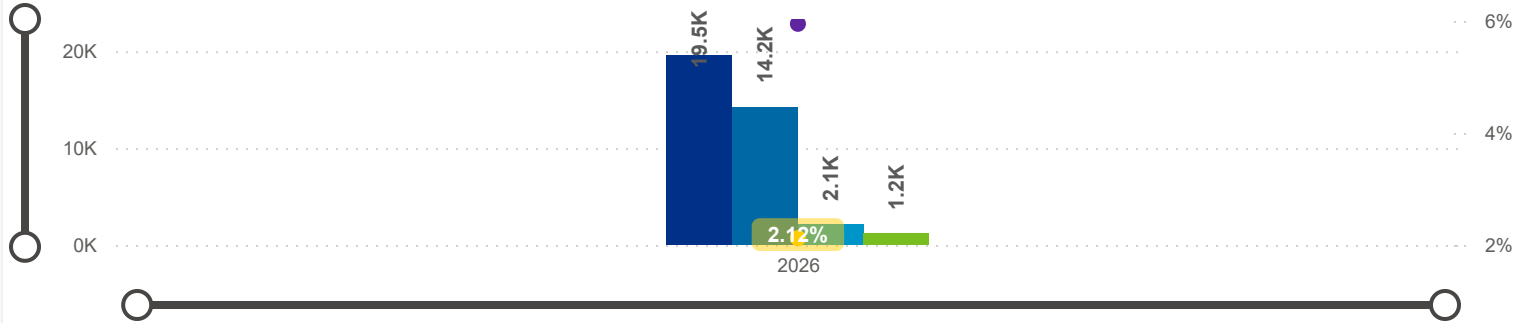
15.78

Avg ECE Duration

5.91

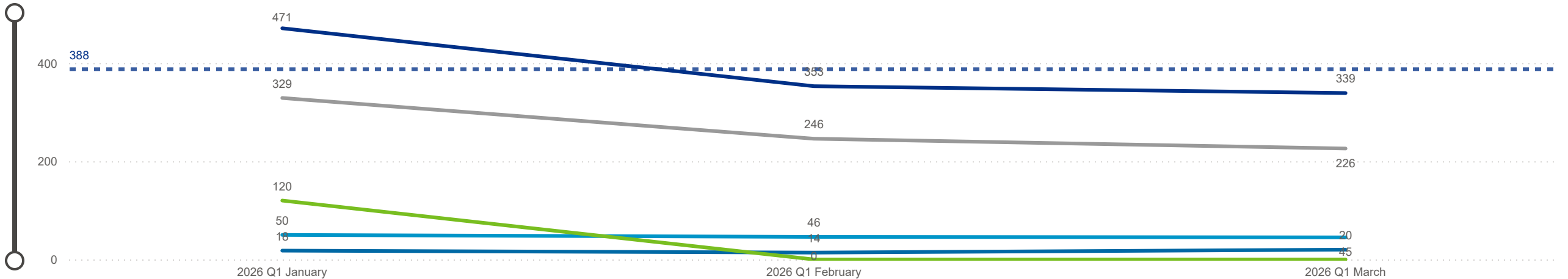
Avg Monthly Churn and Number of Workers

● Adjusted Workers ● Workers ● Turnover ● Churn ● Selected Period Churn % ● Avg Monthly Churn



Categorization by Time Series

● Churn ● Internal ● Promotion ● Seasonal ● Transfer

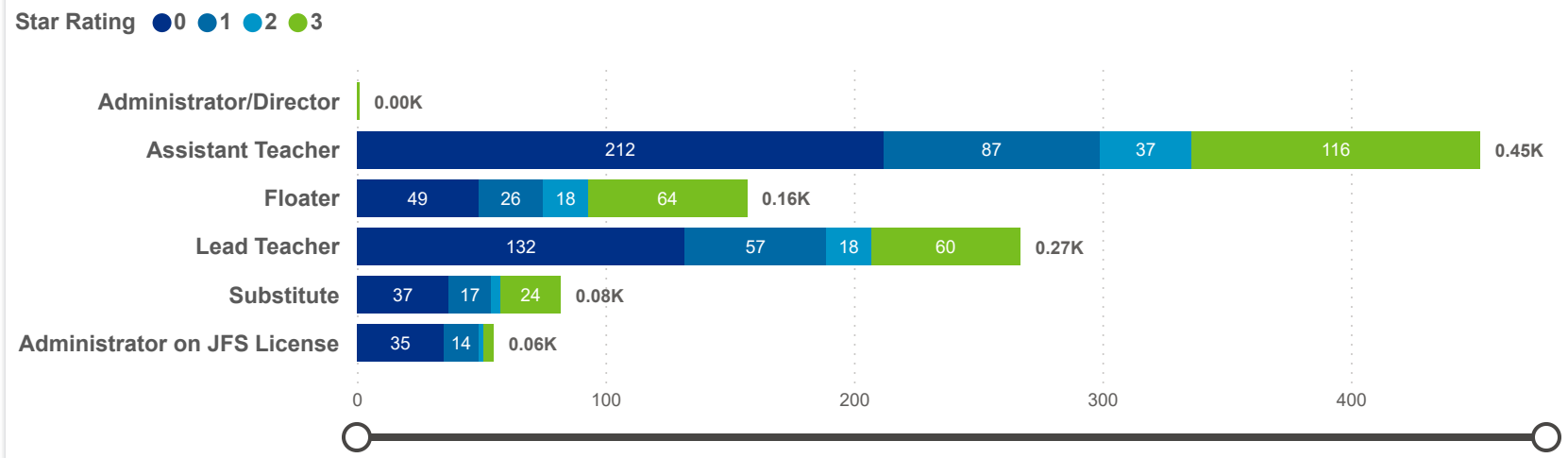


Date: 202601 | Program Type: Multiple select... | Job Title: All | Teacher Age Group: All | Education: All | TEACH Status: All
 202603 | Position Type: All | SUTQ Rating: All | Total Duration: 0.00 | Center Type: All | Publicly Funded: All | POWER Status: All
 SDA>County: SDA 6 | Beale Code: All | Student Age Group: All | POWER Levels: All

Low Leaver % | High Leaver %

ADJUSTED WORKERS	TOTAL LEAVER	TOTAL STAYER	SELECTED PERIOD CHURN %
19,547	1,157	18,390	5.92%

Leaver by Job Title and Star Rating



County	Adjusted Workers	Workers	Workers %	Total Leaver	Total Stayer	Selected Period Churn %	Stayer %	Avg Monthly Churn	Selected Period Turnover %	Avg Monthly Turnover	Workload Median	Avg Star Rating
Clinton OH	237	182	1.28%		237		100.00%	0.00%	0.42%	0.14%	4.85	1.37
Butler OH	3,015	2,414	16.96%	235	2,780	7.79%	92.21%	2.80%	12.50%	4.47%	5.68	1.27
Hamilton OH	12,253	8,779	61.68%	611	11,642	4.99%	95.01%	1.78%	9.16%	3.25%	5.14	1.26
Clermont OH	1,675	1,238	8.70%	138	1,537	8.24%	91.76%	3.00%	13.73%	4.99%	5.53	1.25
Warren OH	2,370	1,953	13.72%	174	2,196	7.34%	92.66%	2.68%	14.94%	5.45%	5.88	1.05
Total	19,547	14,234	100.00%	1,157	18,390	5.92%	94.08%	2.12%	10.66%	3.80%	5.40	1.24

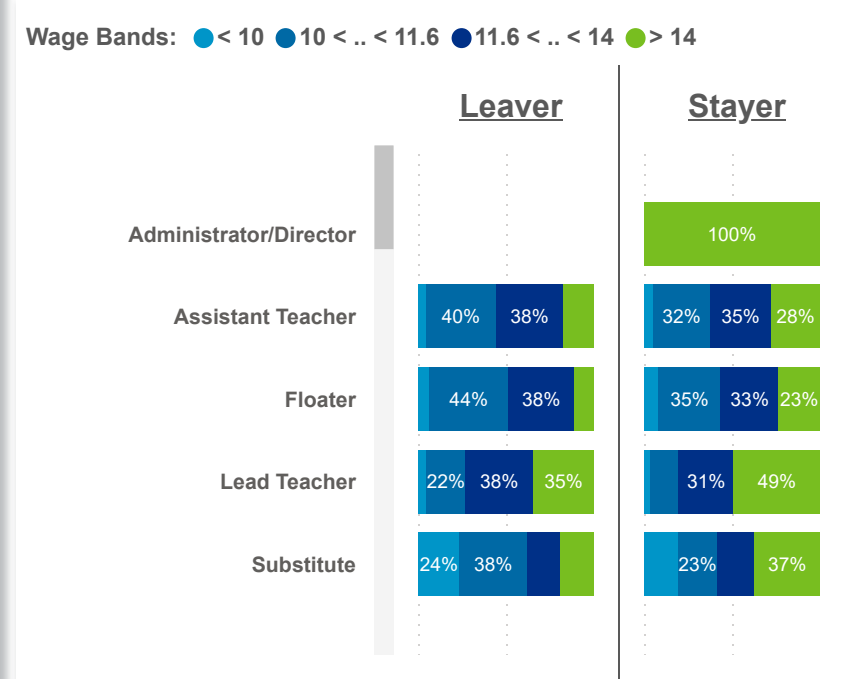
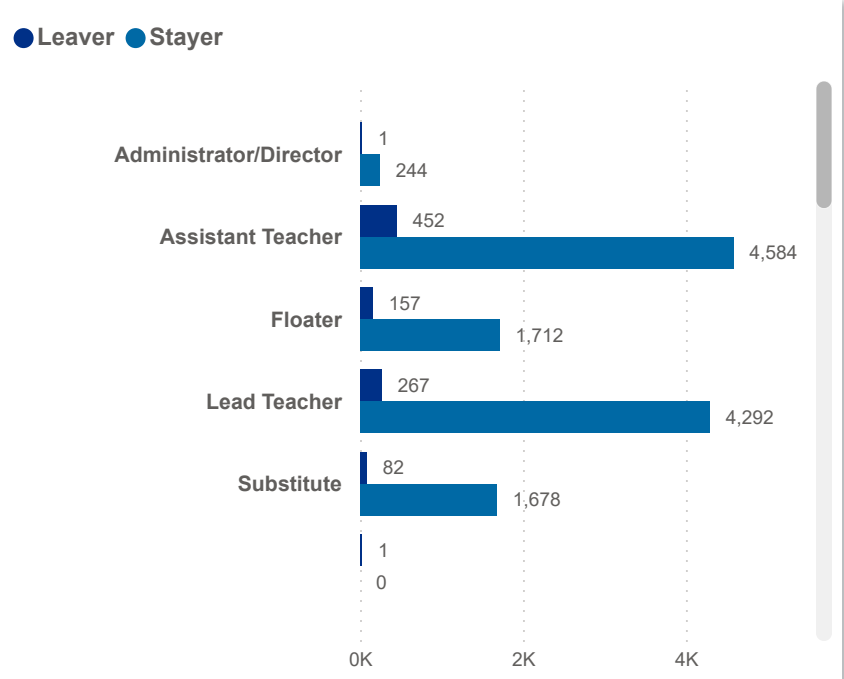
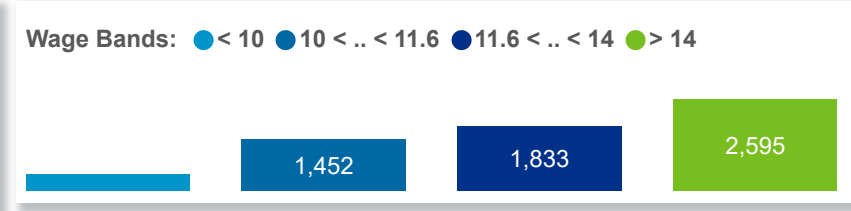
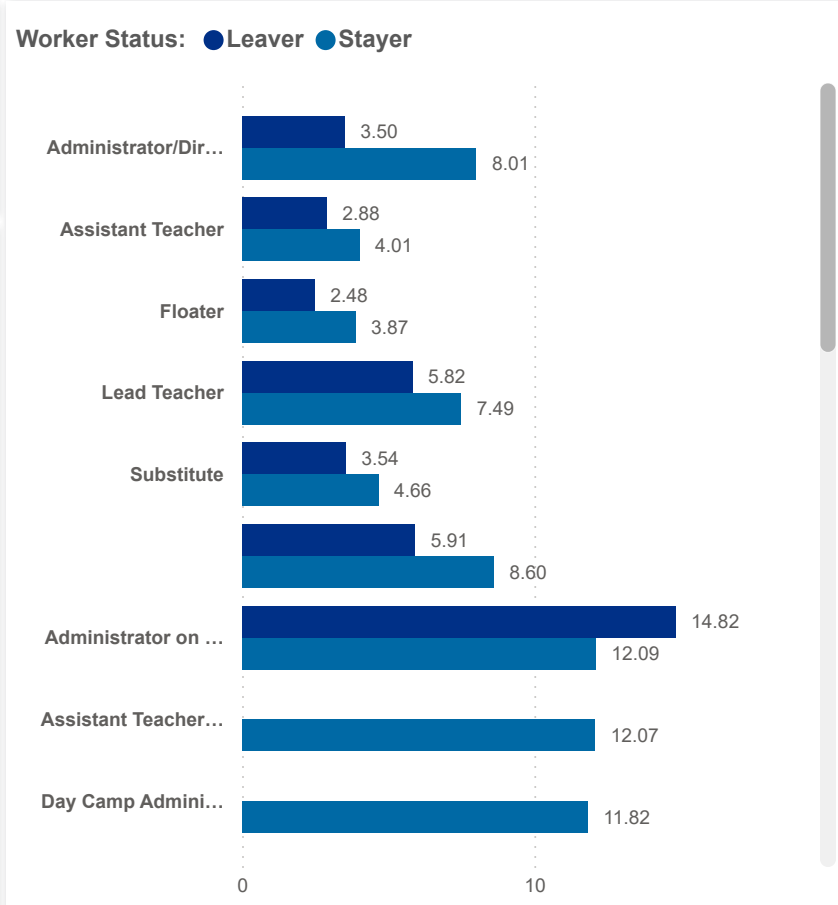
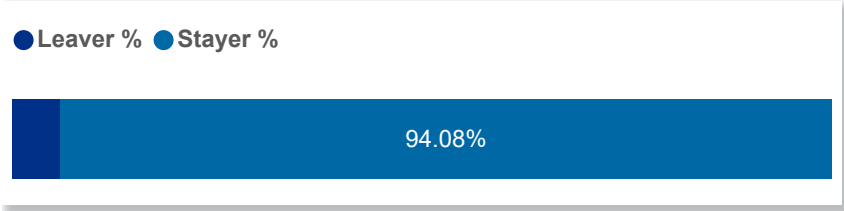


Date: 202601 | Program Type: Multiple select... | Job Title: All | Teacher Age Group: All | Education: All | TEACH Status: All

202603 | Position Type: All | SUTQ Rating: All | Total Duration: 0.00 | Center Type: All | Publicly Funded: All | POWER Status: All

SDA>County: SDA 6 | Total Duration: 100.00 | Beale Code: All | Student Age Group: All | POWER Levels: All

NUMBER OF WORKERS		AVG ECE DURATION (In Years)		HOURLY WAGE BANDS (USD)	
TOTAL LEAVER	TOTAL STAYER	LEAVER	STAYER	LEAVER (Hourly Wage MED)	STAYER (Hourly Wage MED)
1,157	18,390	4.51	5.97	15.00	15.95





Date: Program Type: Job Title: Teacher Age Group: Education: TEACH Status:

Date: Position Type: SUTQ Rating: Total Duration: Center Type: Publicly Funded: POWER Status:

SDA>County: Beale Code: Student Age Group: POWER Levels:

NUMBER OF WORKERS

AVG ECE DURATION (In Years)

HOURLY WAGE BANDS (USD)

LEAVER

STAYER

5.92%

94.08%

LEAVER

STAYER

4.51

5.97

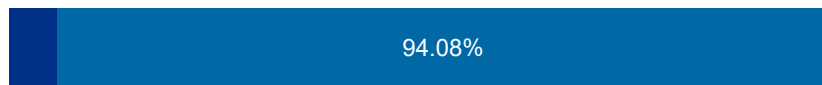
LEAVER (Hourly Wage MED)

STAYER (Hourly Wage MED)

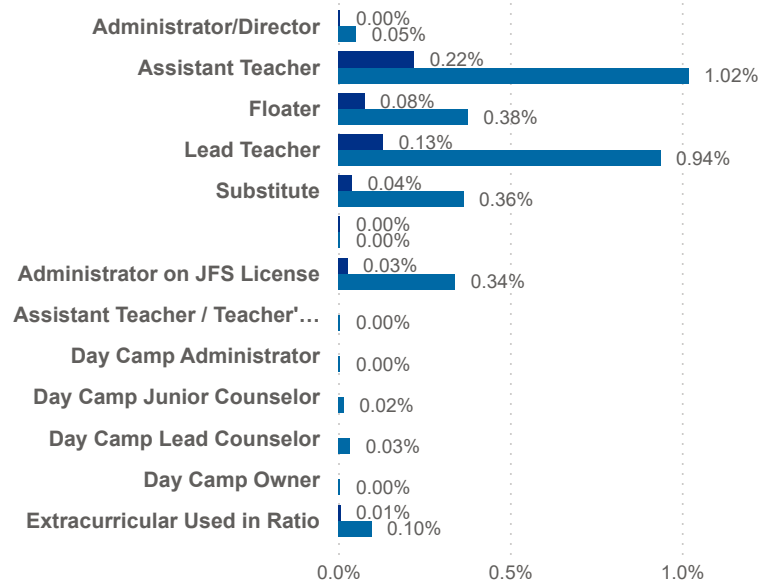
15.00

15.95

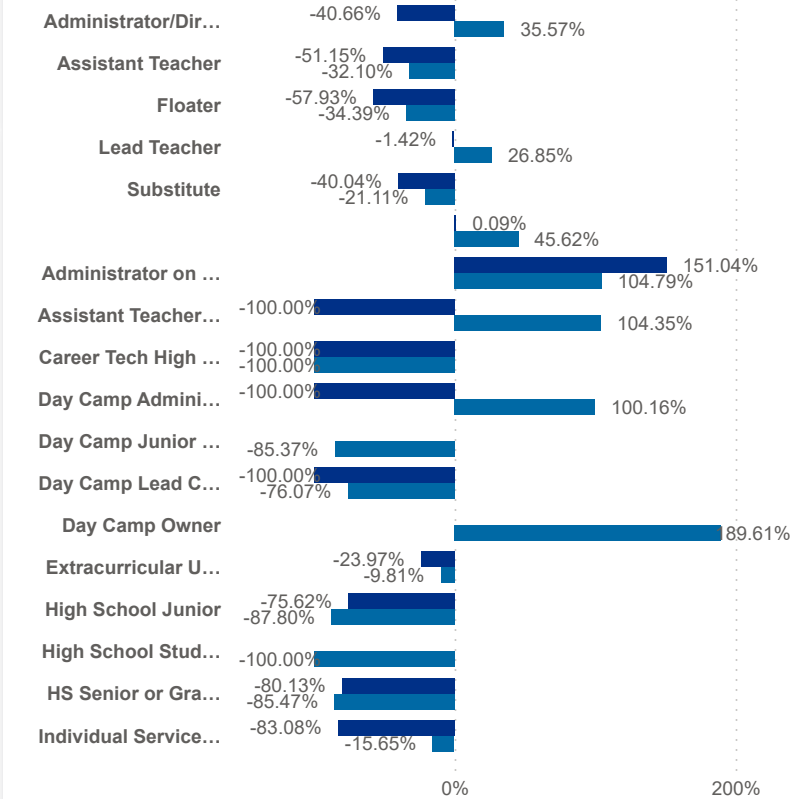
Leaver % Stayer %




Worker Status: Leaver Stayer



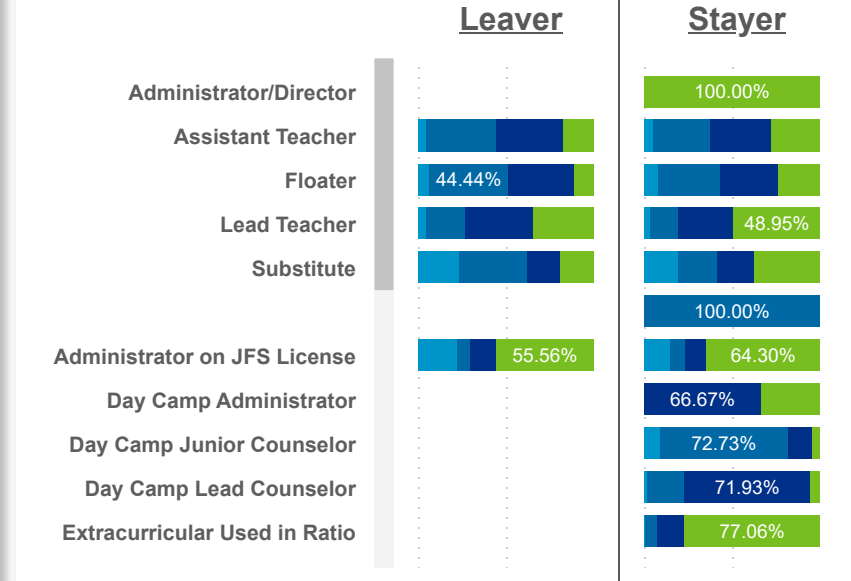
Worker Status: Leaver Stayer



Wage Bands: < 10 10 < .. < 11.6 11.6 < .. < 14 > 14



Wage Bands: < 10 10 < .. < 11.6 11.6 < .. < 14 > 14





Date: Program Type:
 Job Title: Teacher Age Group: Education: TEACH Status:

Date: Position Type:
 SUTQ Rating: Total Duration: Center Type: Publicly Funded: POWER Status:

SDA>County: Beale Code: Student Age Group: POWER Levels:

LEAVER (Avg Career Duration)

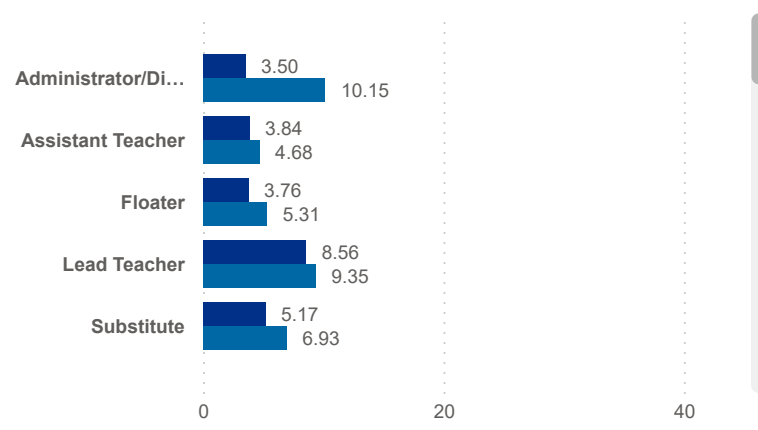
6.68

STAYER (Avg Career Duration)

8.58

Avg Career Duration by Job Title

Worker Status: ● Leaver ● Stayer



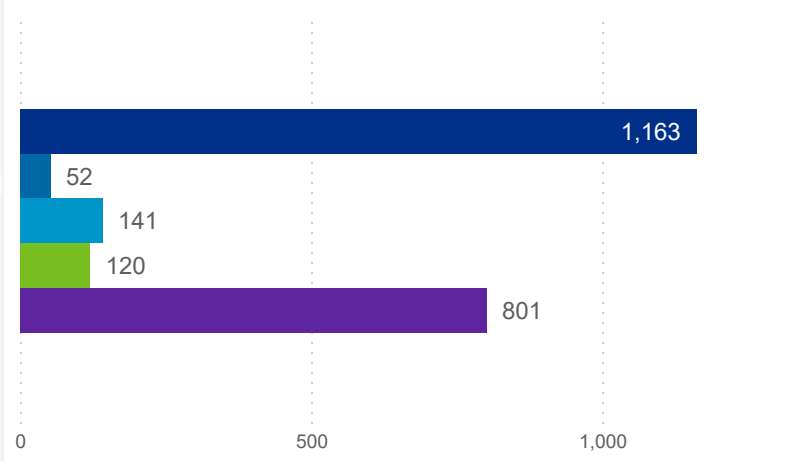
County	Job Title	Longest Serving Profile	\$ / hr	Seniority	Workload	Star Rating (Mea
Butler	Administrator/Director	2.12		Early	4.94	1
Clermont	Administrator/Director	1.61		Early	6.45	1
Hamilton	Administrator/Director	1.99		Early	4.57	1
Warren	Administrator/Director	2.37		Early	11.00	1
Hamilton	Administrator/Director	2.52	23.00	Early	5.29	C
Hamilton	Administrator/Director	4.59	25.00	Early	8.08	C
Hamilton	Administrator/Director	1.64	27.53	Early	1.45	C
Butler	Administrator/Director	0.50	32.00	Early	4.89	C
Hamilton	Administrator/Director	0.47	32.71	Early	3.88	3
Hamilton	Administrator/Director	4.58	37.00	Early	8.82	3
Butler	Administrator/Director	2.64	40.00	Early	6.38	3

TOTAL STAYER

18,390

Turnover Reasons

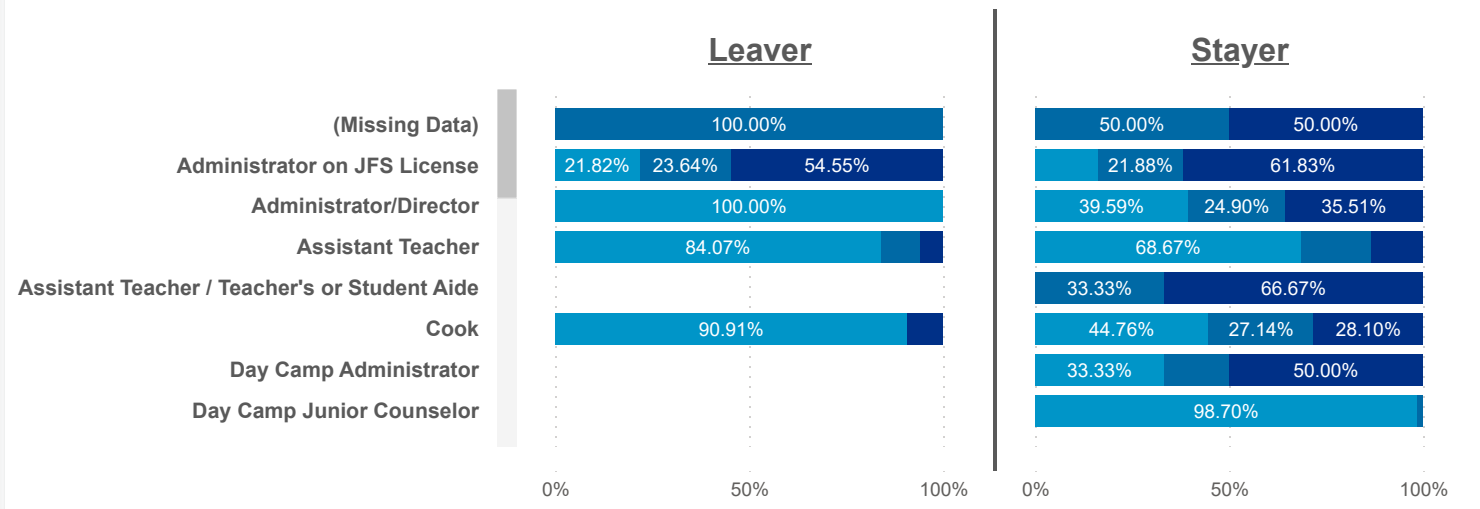
● Churn ● Internal ● Promotion ● Seasonal ● Transfer



STAYER (Promotion)

141

Seniority: ● Early ● Mid ● Senior





Date: Program Type:
 Job Title: Teacher Age Group: Education: TEACH Status:

Position Type: Credential: TEACH Models:

SDA>County: SUTQ Rating: Total Duration: Center Type: Publicly Funded: POWER Status:

Beale Code: Student Age Group: POWER Levels:

LEAVER (Avg Career Duration)

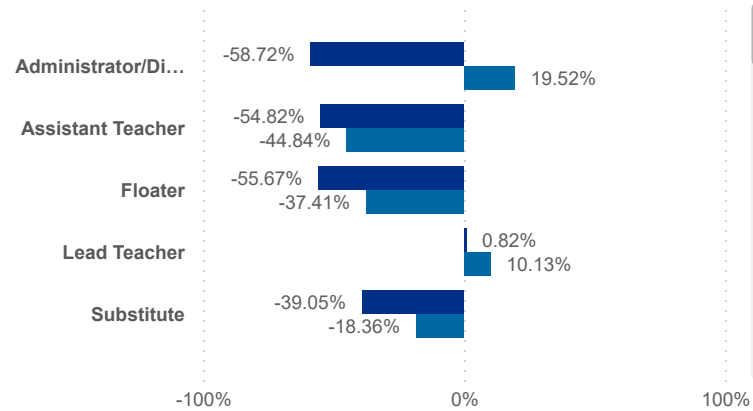
6.68

STAYER (Avg Career Duration)

8.58

Avg Career Duration by Job Title vs Mean

Worker Status: ● Leaver ● Stayer



County	Job Title	Longest Serving Profile	\$ / hr	Seniority	Workload	Star Rating (mean)
Clermont	Assistant Teacher	0.01	11.50	Early	3.14	0.0
Warren	Assistant Teacher	0.02	20.50	Early	6.54	3.0
Butler	Floater	0.02	16.10	Early	10.60	0.0
Hamilton	Cook	0.03	16.00	Early	9.09	2.0
Hamilton	Floater	0.03	11.50	Early	2.78	2.0
Butler	Floater	0.03	14.40	Early	8.25	3.0
Warren	Floater	0.03	14.67	Early	10.84	3.0
Clermont	Assistant Teacher	0.04	14.60	Early	49.00	0.0
Warren	Lead Teacher	0.04	25.00	Early	11.14	0.0
Warren	Program Management Used in Ratio	0.04	25.00	Senior	19.19	0.0
Butler	Lead Teacher	0.05	18.50	Early	17.22	1.0

TOTAL STAYER

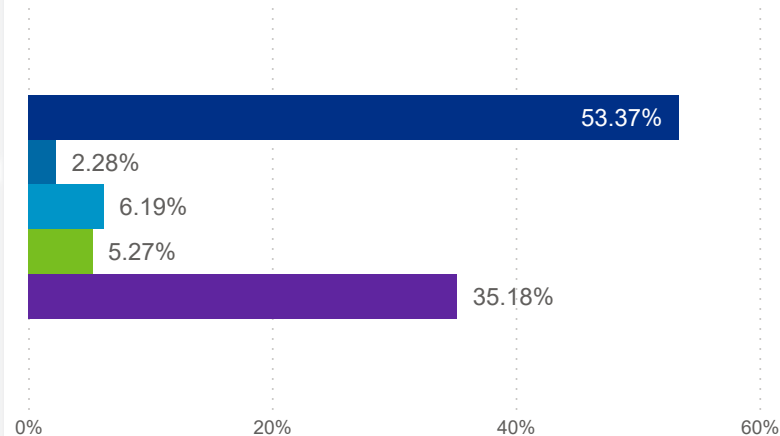
18,390

STAYER (Promotion)

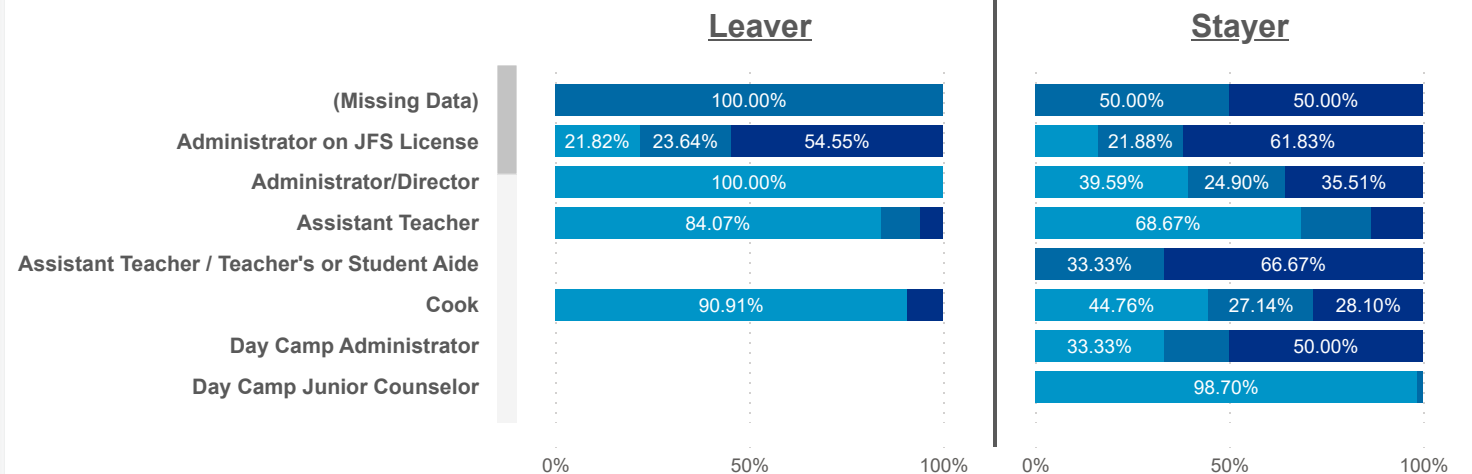
141

Turnover Reasons

● Churn ● Internal ● Promotion ● Seasonal ● Transfer



Seniority: ● Early ● Mid ● Senior





Date: Program Type:
 Job Title: Teacher Age Group: Education: TEACH Status:

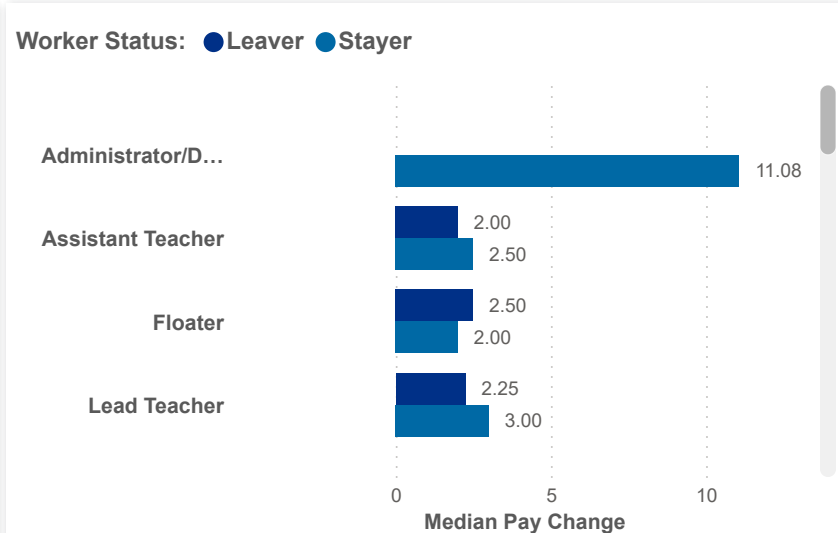
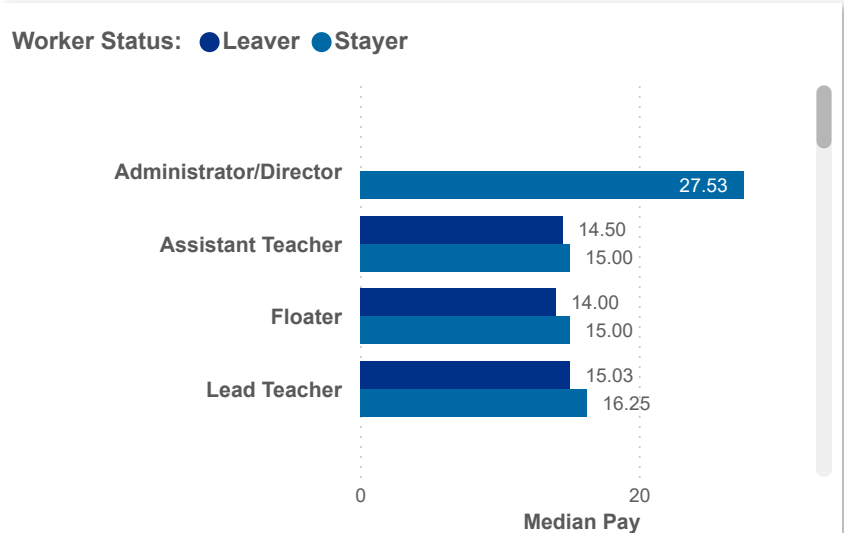
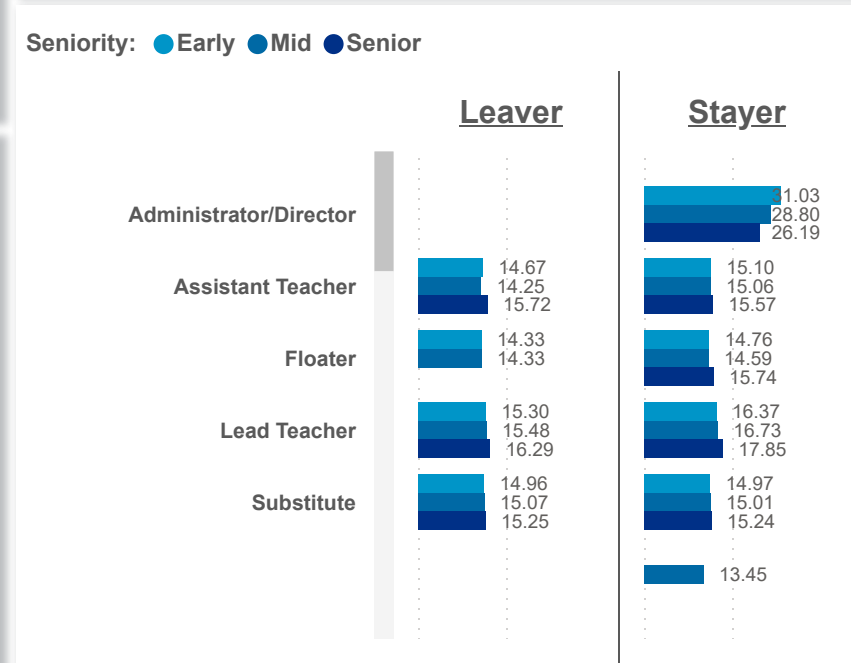
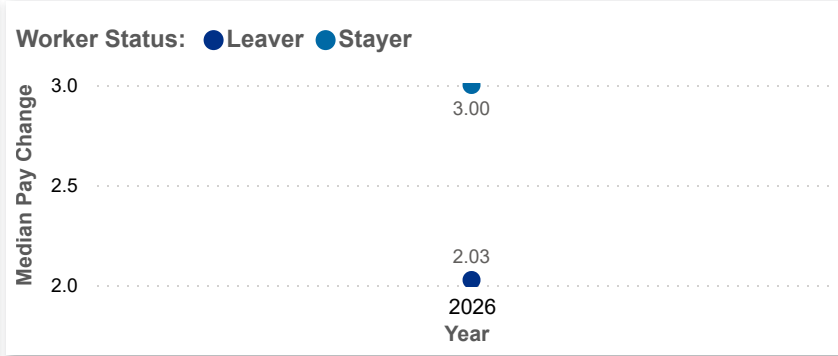
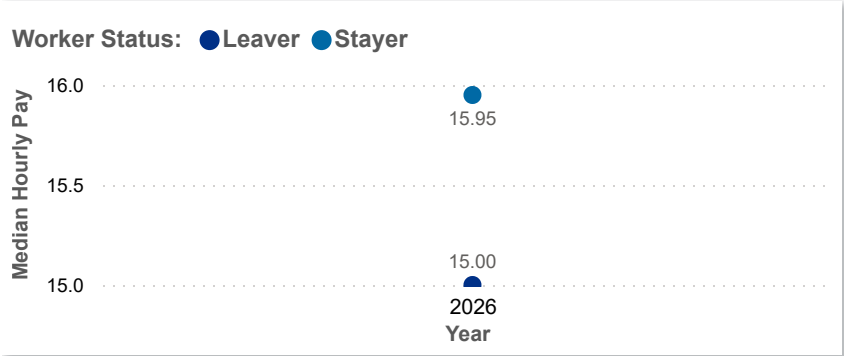
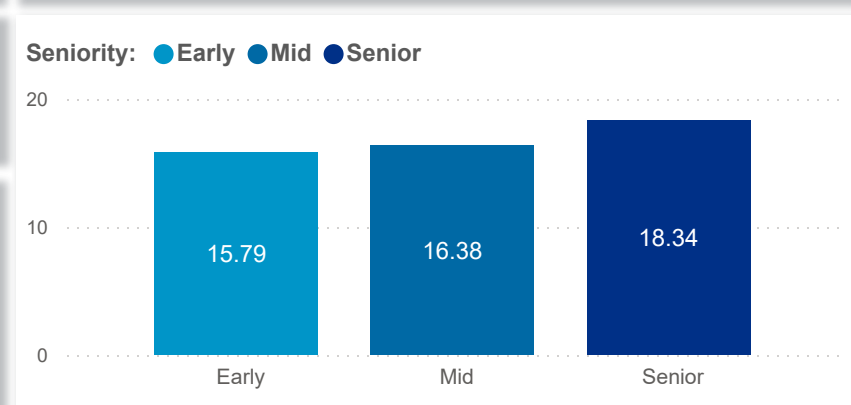
Date: Position Type:
 SUTQ Rating: Total Duration: Center Type: Publicly Funded: POWER Status:

SDA>County:
 Total Duration: Beale Code: Student Age Group: POWER Levels:

PAY MEDIAN (USD)

PAY PROGRESSION (USD)

PAY & CAREER SENIORITY (USD)





Date: Program Type:
 Job Title: Teacher Age Group: Education: TEACH Status:

Date: Position Type:
 SUTQ Rating: Total Duration: Center Type: Publicly Funded: POWER Status:

SDA>County: Beale Code: Student Age Group: POWER Levels:

PAY MEDIAN (USD)

LEAVER

15.00

STAYER

15.95

PAY PROGRESSION (USD)

LEAVER

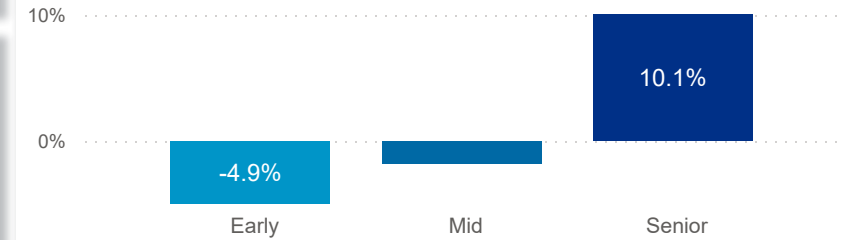
0.56

STAYER

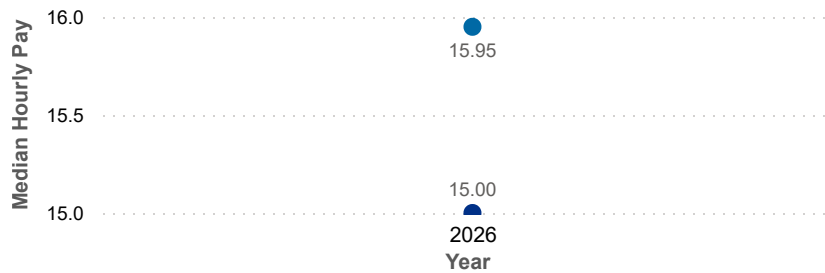
1.00

PAY & CAREER SENIORITY (USD)


Seniority: ● Early ● Mid ● Senior



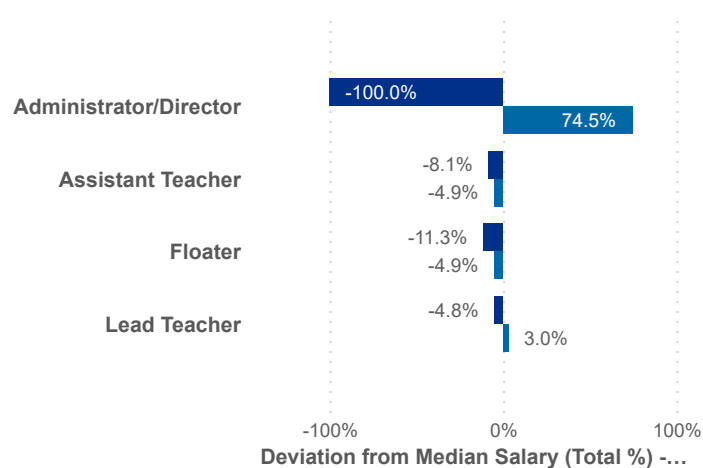
Worker Status: ● Leaver ● Stayer



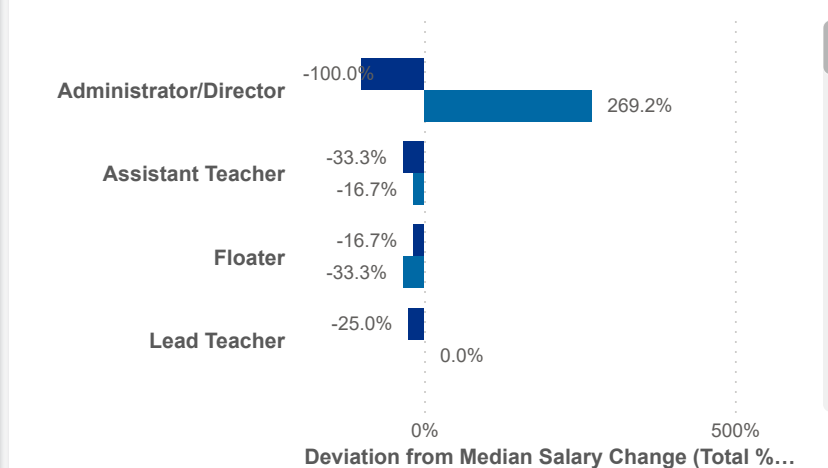
Worker Status: ● Leaver ● Stayer



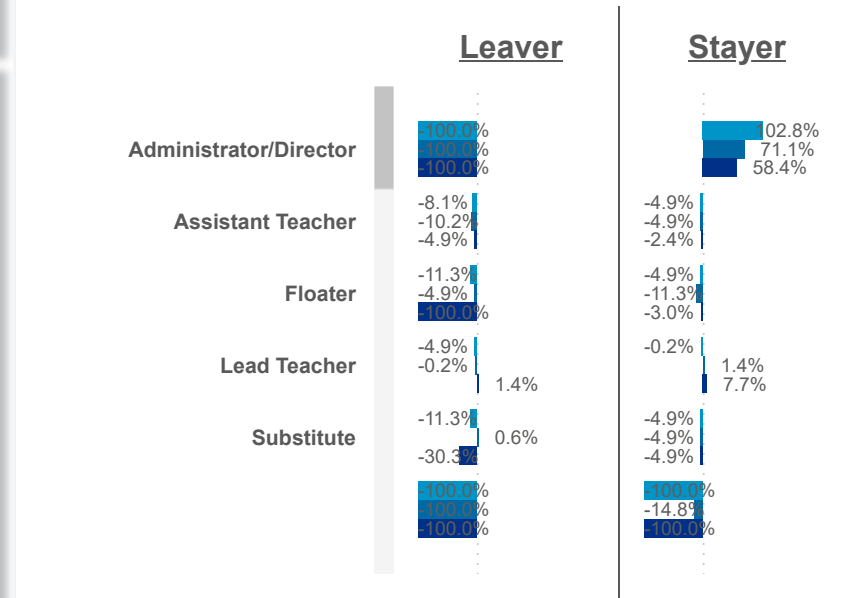
Worker Status: ● Leaver ● Stayer



Worker Status: ● Leaver ● Stayer



Seniority: ● Early ● Mid ● Senior





Date: Program Type:
 Job Title: Teacher Age Group: Education: TEACH Status:

Date: Position Type:
 SUTQ Rating: Total Duration: Center Type: Publicly Funded: POWER Status:

SDA>County: Beale Code: Student Age Group: POWER Levels:

Workload Median (Total)

5.40

Workload Median (Leaver)

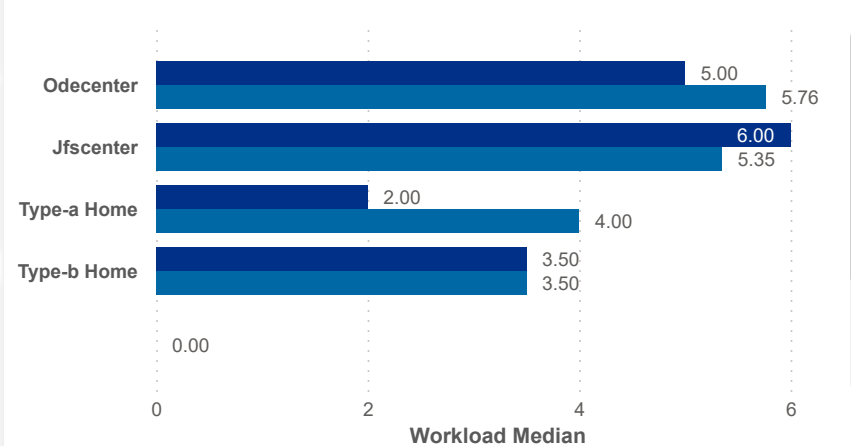
5.74

Workload Median (Stayer)

5.37

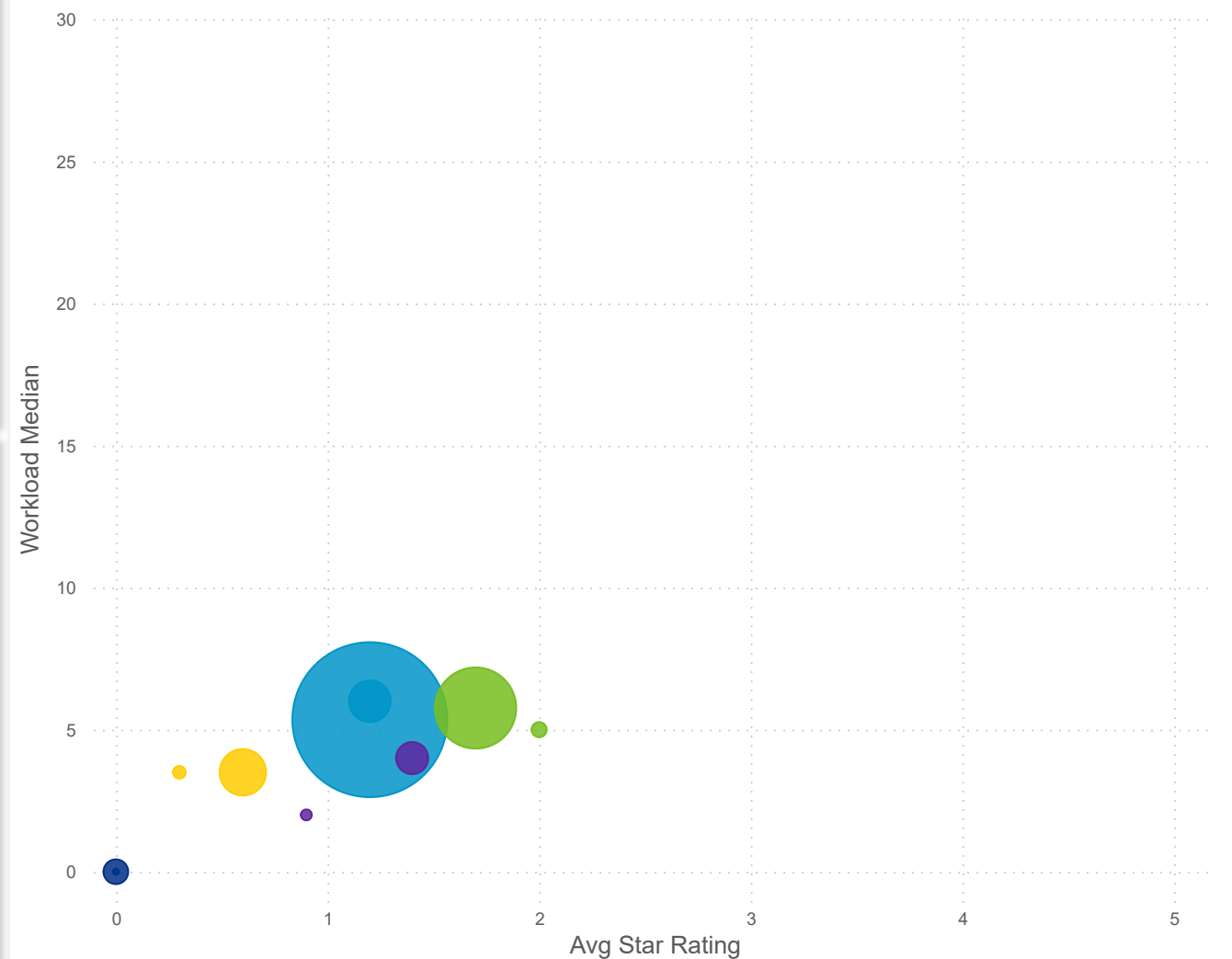
Workload Median

Worker status ● Leaver ● Stayer



Star Rating Mean, Workload Median, and Number of Users by Worker Status and Center Type

Center Type: ● Day Camp ● Inhome Aide ● Jfscenter ● Odecenter ● Type-a Home ● Type-b Home



Star Rating Mean (Total)

1.2

Star Rating Mean (Leaver)

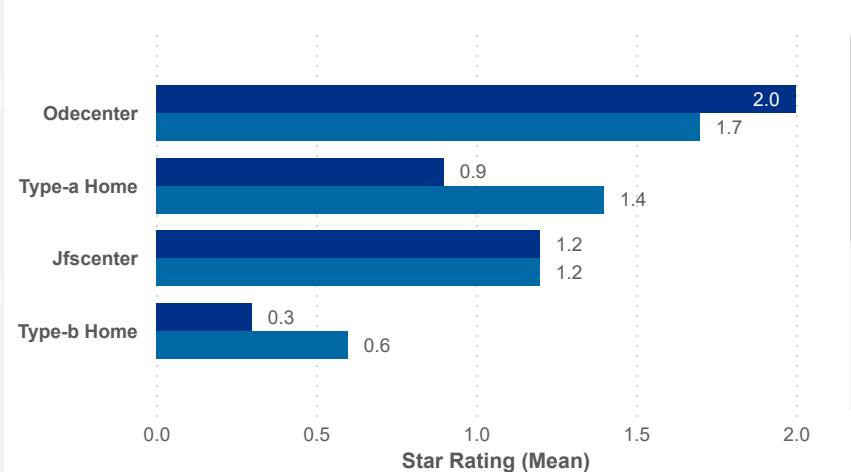
1.2

Star Rating Mean (Stayer)

1.2

Star Rating Mean

Worker status ● Leaver ● Stayer





Date: Program Type: Job Title: Teacher Age Group: Education: TEACH Status:

Position Type: Credential: TEACH Models:

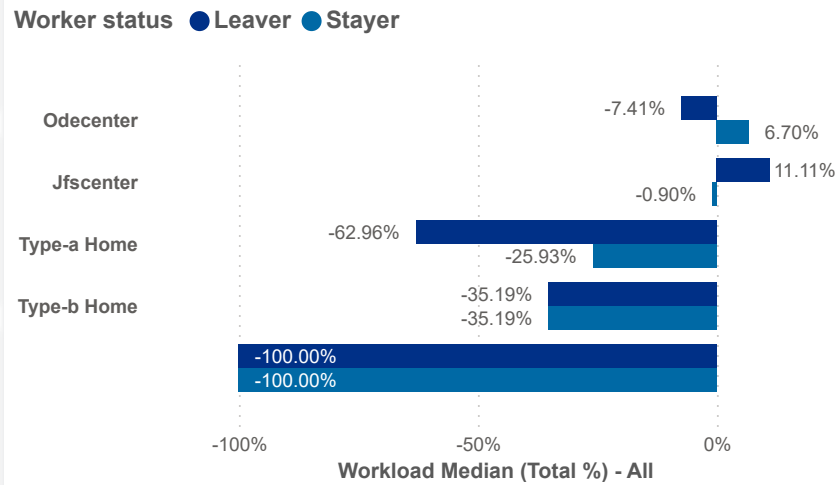
SDA>County: SUTQ Rating: Total Duration: Center Type: Publicly Funded: POWER Status:

Beale Code: Student Age Group: POWER Levels:

Workload Median (Total)

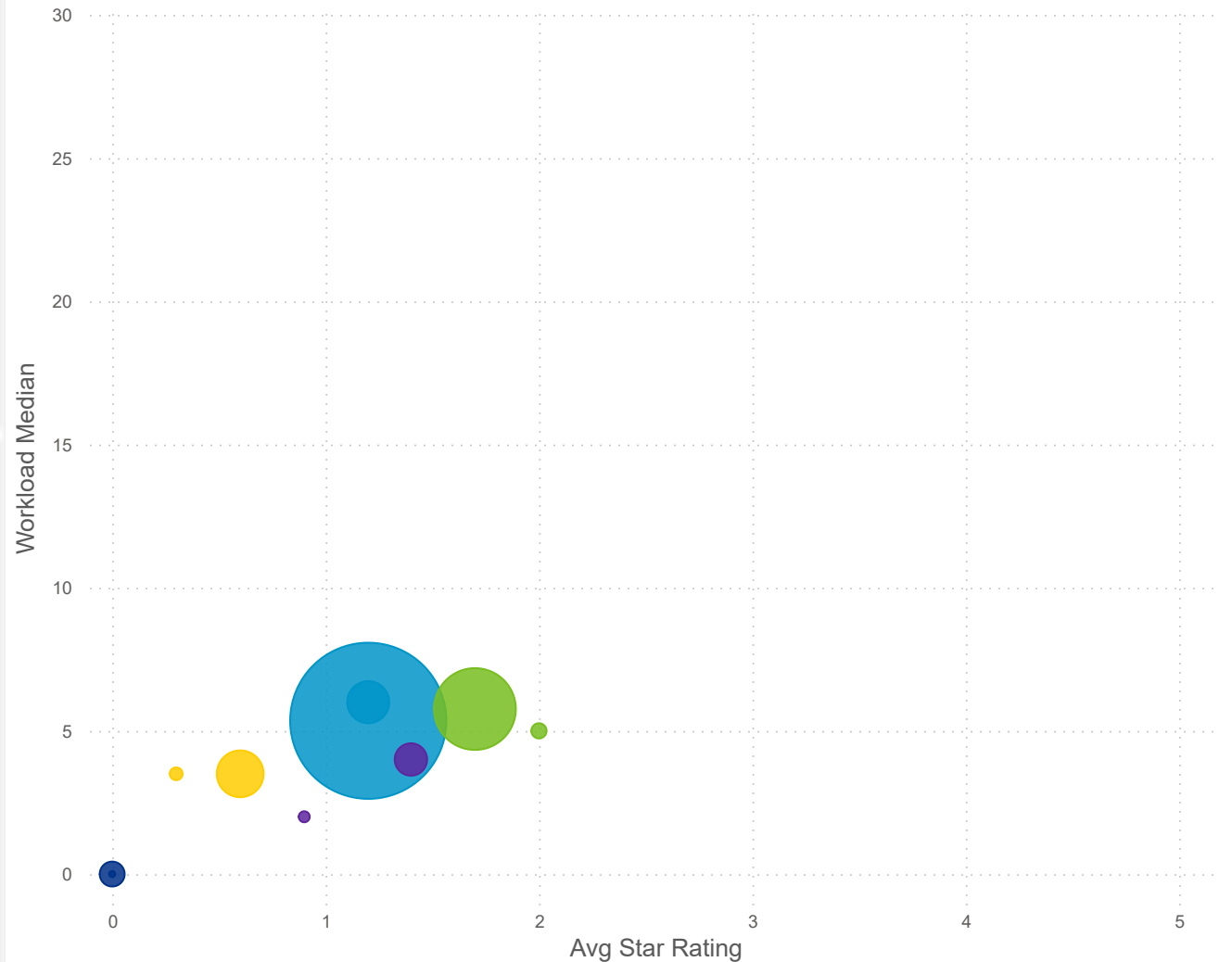
5.40

Workload Median (Total %)



Star Rating Mean, Workload Median, and Number of Users by Worker Status and Center Type

Center Type: ● Day Camp ● Inhome Aide ● Jfscenter ● Odecenter ● Type-a Home ● Type-b Home



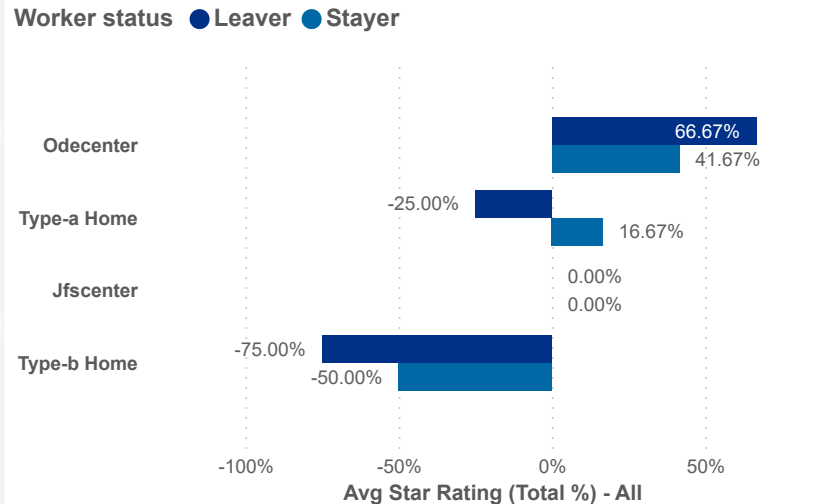
Workload Median (Leaver)

5.74

Workload Median (Stayer)

5.37

Star Rating Mean (Total %)



Star Rating Mean (Total)

1.2

Star Rating Mean (Leaver)

1.2

Star Rating Mean (Stayer)

1.2



Date: Program Type: Job Title: Teacher Age Group: Education: TEACH Status:

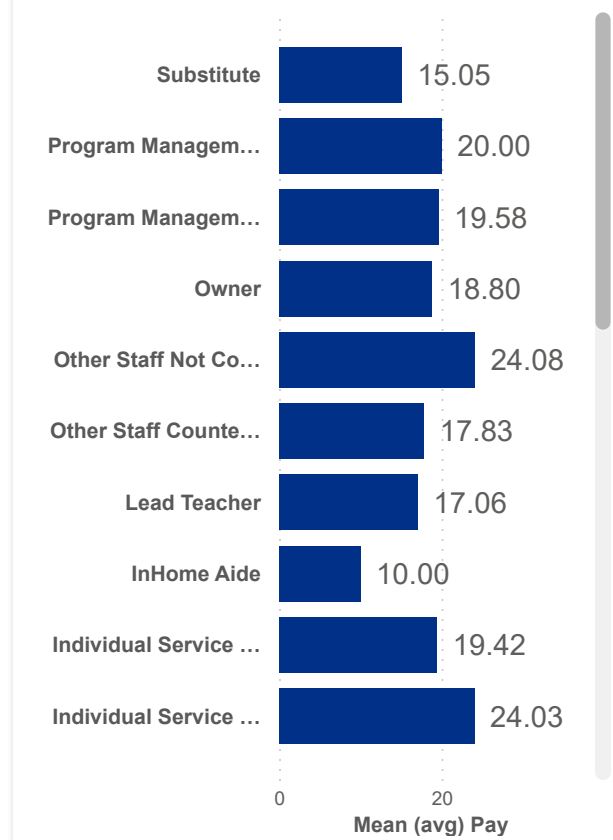
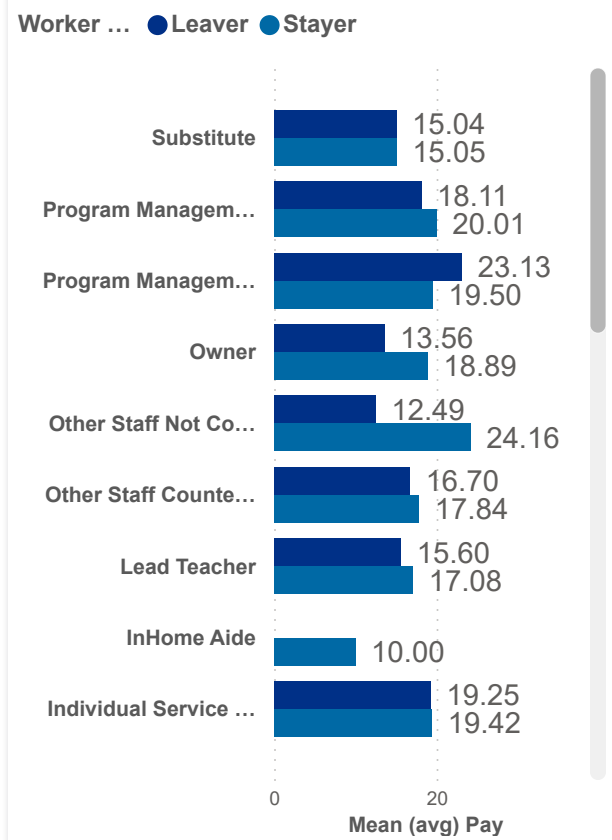
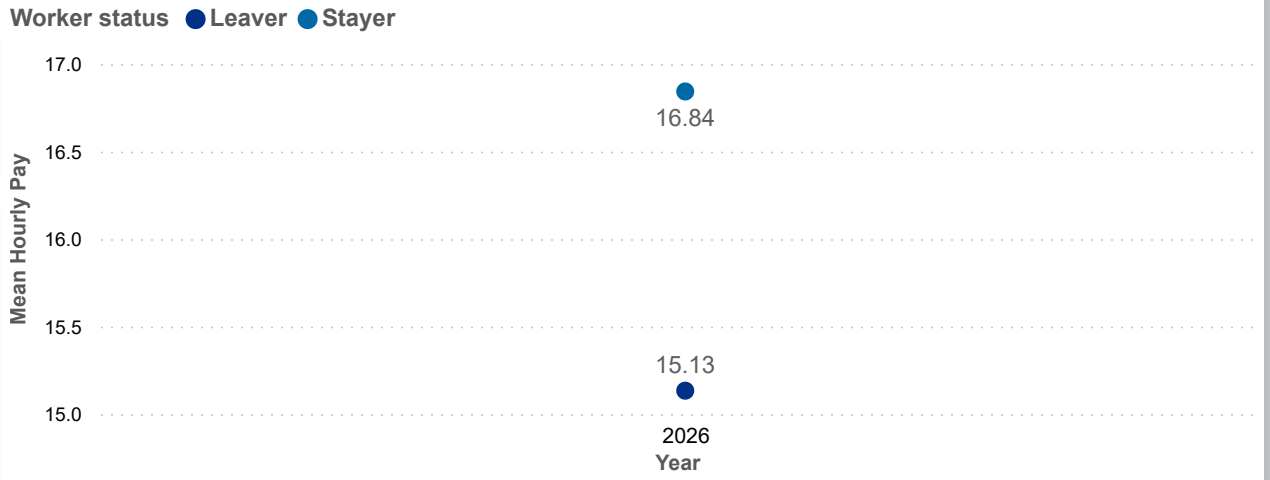
Position Type: SUTQ Rating: Total Duration: Center Type: Publicly Funded: POWER Status:

SDA>County: Total Duration: Beale Code: Student Age Group: POWER Levels:

PAY MEAN (USD)



Salary Mean by Year and Worker Status



Combined Salary Mean by Year and Worker Status

