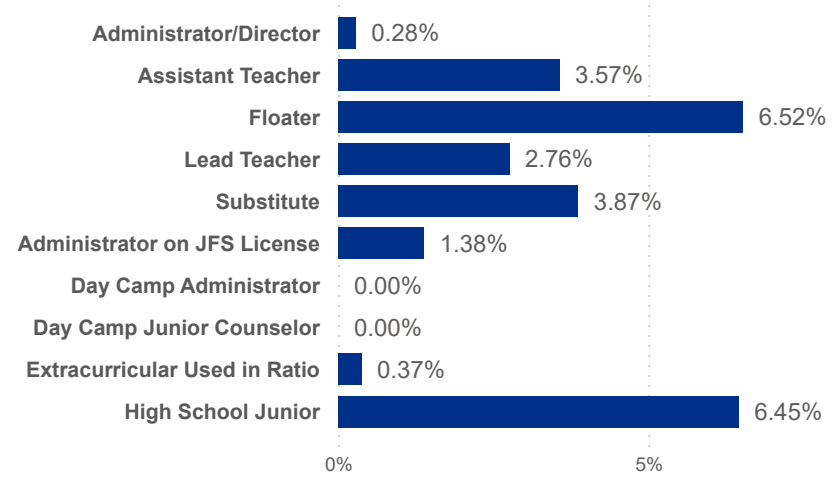




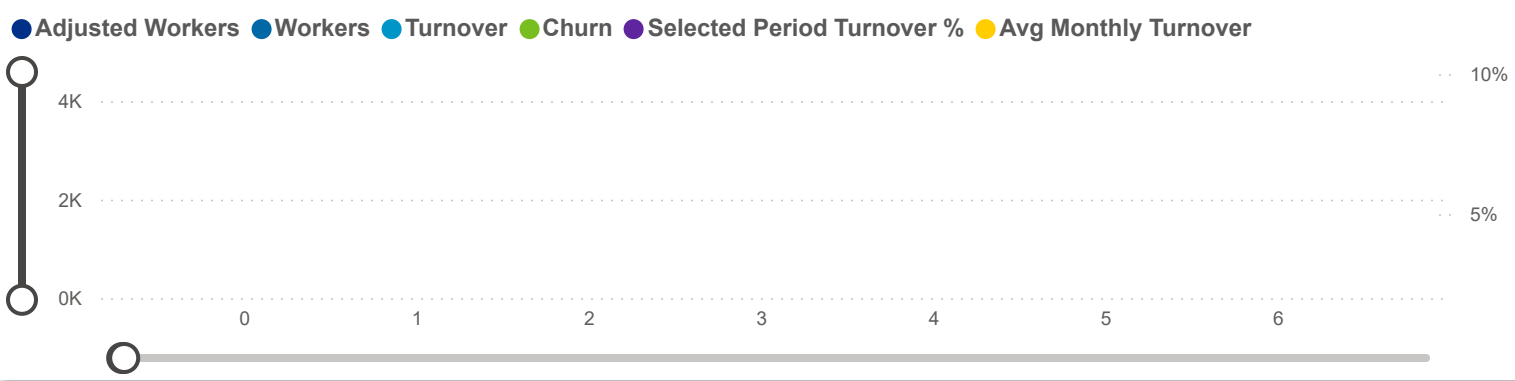
Date: Program Type: Job Title: Teacher Age Group: Education: TEACH Status:
 Position Type: SUTQ Rating: Total Duration: Center Type: Publicly Funded: POWER Status:
 SDA>County: Total Duration: Beale Code: Student Age Group: POWER Levels:

Avg Monthly Turnover Rates by Job Title

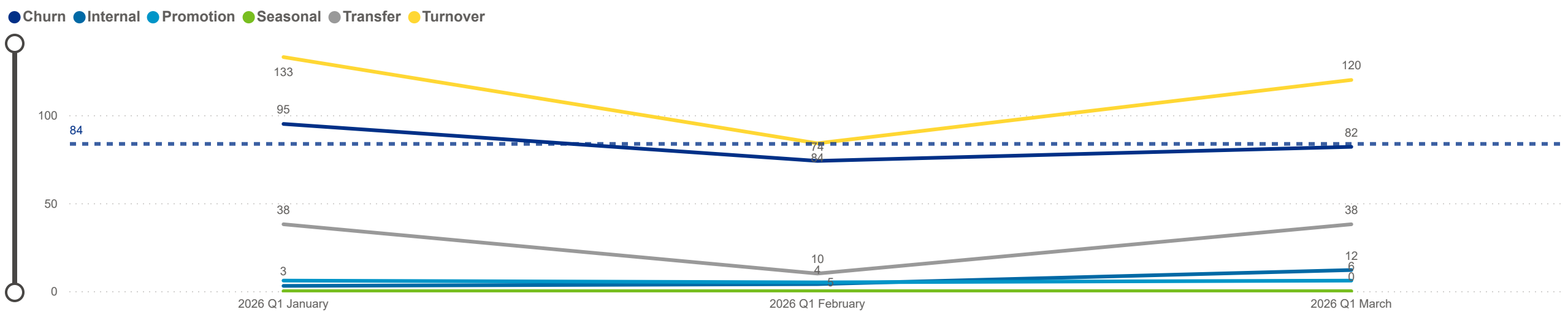


Avg Monthly Turnover	Adjusted Workers	Total Leaver	Total Stayer	Sel Period Turnover
3.06%	3,835	248	3,587	8.79%

Avg Monthly Turnover and Number of Workers



Categorization by Time Series





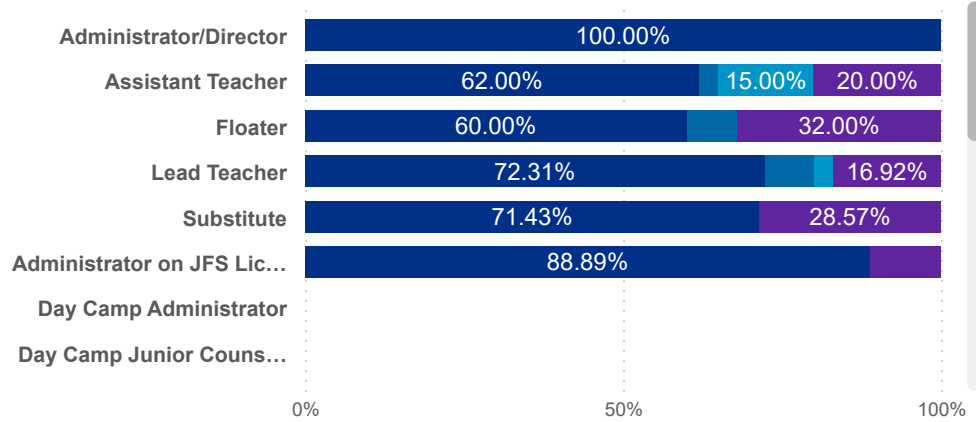
Date: Program Type:
 Job Title: Teacher Age Group: Education: TEACH Status:

Date: Position Type:
 SUTQ Rating: Total Duration: Center Type: Publicly Funded: POWER Status:

SDA>County: Beale Code: Student Age Group: POWER Levels:

Job Change Reasons by Job Title

● Churn ● Internal ● Promotion ● Seasonal ● Transfer



Avg Monthly Churn

2.28%

Adjusted Workers

3,835

Workload Median

4.58

Pay Median USD / hr

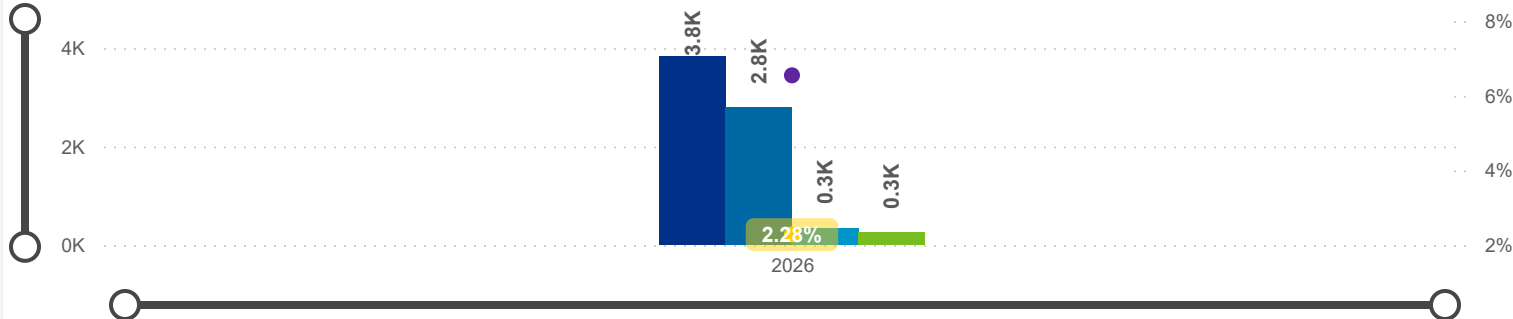
14.98

Avg ECE Duration

5.84

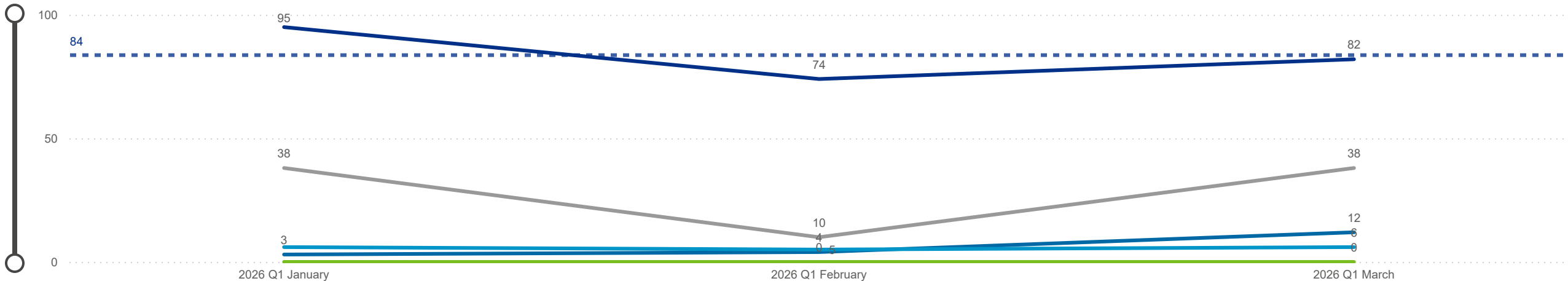
Avg Monthly Churn and Number of Workers

● Adjusted Workers ● Workers ● Turnover ● Churn ● Selected Period Churn % ● Avg Monthly Churn



Categorization by Time Series

● Churn ● Internal ● Promotion ● Seasonal ● Transfer



Date: 202601 | Program Type: Multiple select... | Job Title: All | Teacher Age Group: All | Education: All | TEACH Status: All
 202603 | Position Type: All | SUTQ Rating: All | Total Duration: 0.00 | Center Type: All | Publicly Funded: All | POWER Status: All
 SDA>County: SDA 5 | Beale Code: All | Student Age Group: All | POWER Levels: All

Low Leaver % | High Leaver %

ADJUSTED WORKERS

3,835

TOTAL LEAVER

248

TOTAL STAYER

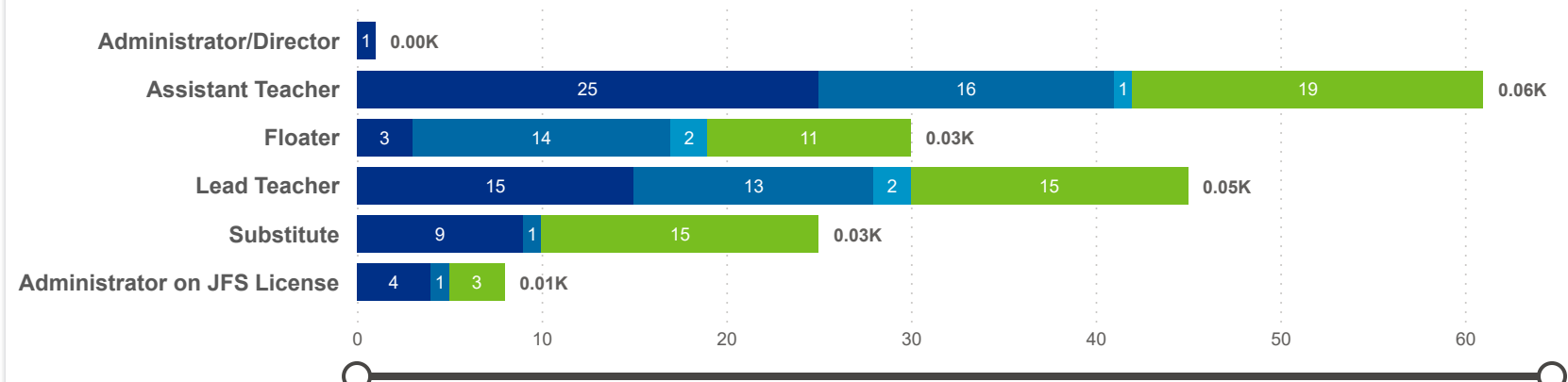
3,587

SELECTED PERIOD CHURN %

6.47%

Leaver by Job Title and Star Rating

Star Rating ● 0 ● 1 ● 2 ● 3



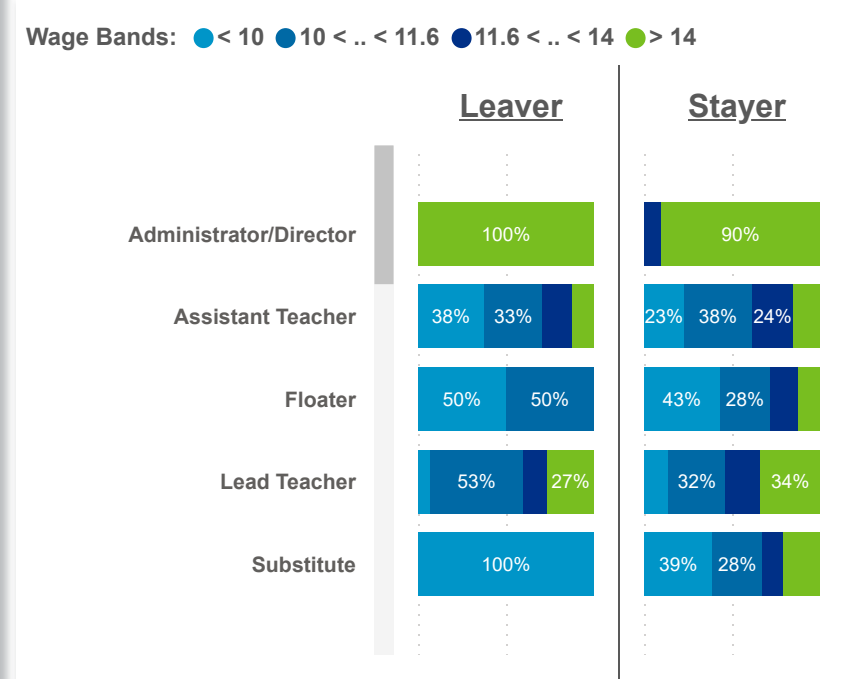
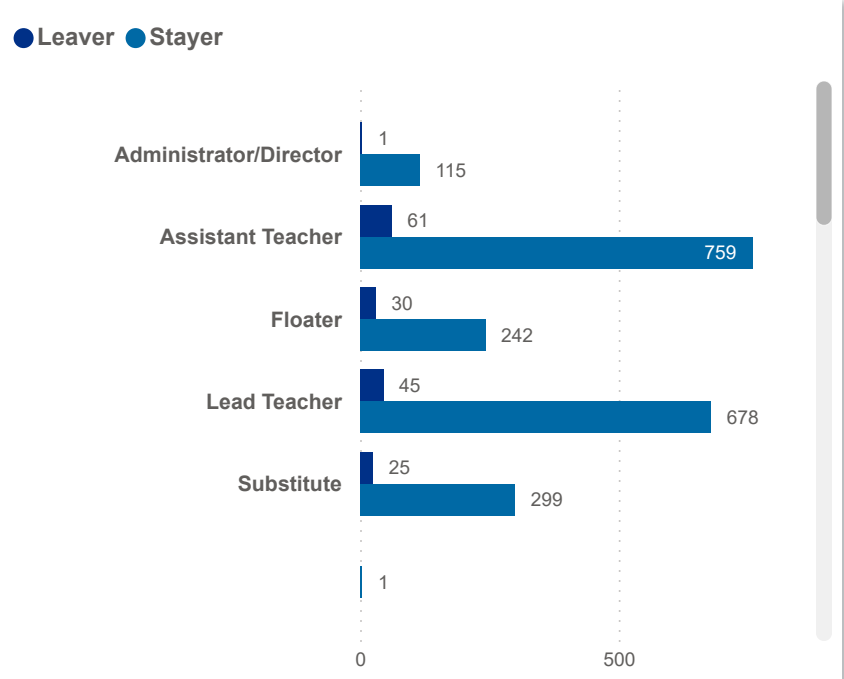

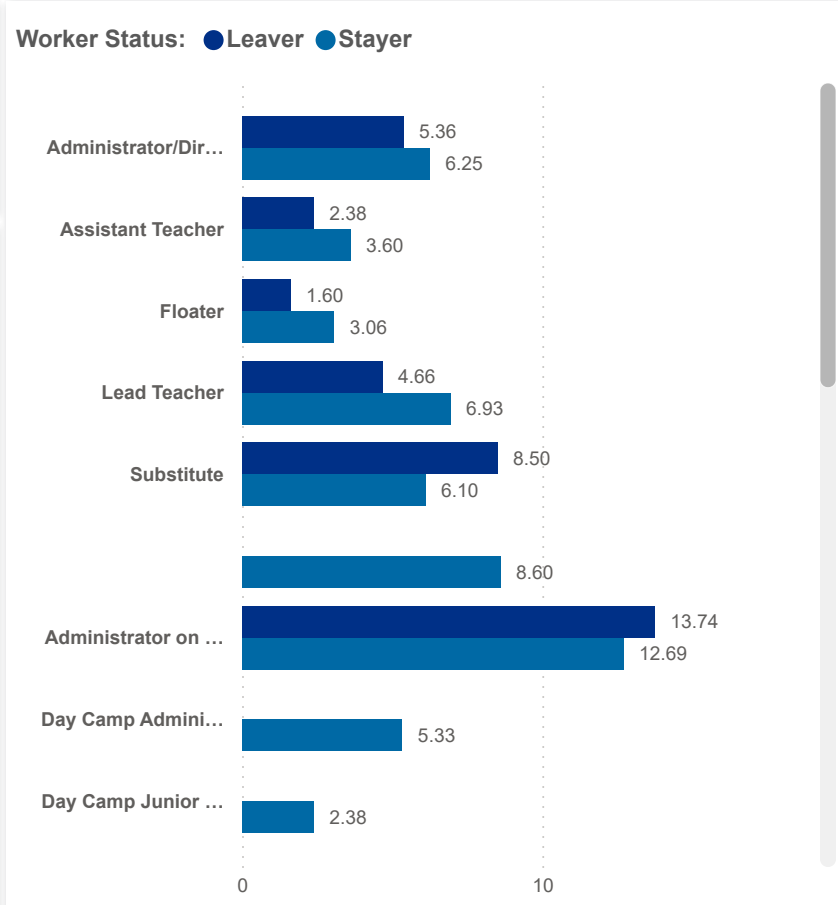

County	Adjusted Workers	Workers	Workers %	Total Leaver	Total Stayer	Selected Period Churn %	Stayer %	Avg Monthly Churn	Selected Period Turnover %	Avg Monthly Turnover	Workload Median	Avg Star Rating
Carroll OH	70	65	2.33%	9	61	12.86%	87.14%	4.62%	14.29%	5.13%	6.57	2.59
Holmes OH	72	62	2.22%	4	68	5.56%	94.44%	1.78%	6.94%	2.22%	4.29	2.31
Harrison OH	53	48	1.72%		53	100.00%	100.00%	0.00%	0.00%	0.00%	6.00	2.22
Columbiana OH	867	515	18.48%	79	788	9.11%	90.89%	3.24%	12.46%	4.42%	3.73	2.21
Knox OH	488	351	12.59%	14	474	2.87%	97.13%	1.15%	4.71%	1.65%	2.60	2.17
Jefferson OH	454	384	13.78%	33	421	7.27%	92.73%	2.50%	9.91%	3.41%	5.75	1.94
Tuscarawas OH	479	367	13.17%	18	461	3.76%	96.24%	1.29%	4.59%	1.58%	5.95	1.62
Wayne OH	731	569	20.42%	43	688	5.88%	94.12%	2.12%	8.89%	3.14%	5.04	1.44
Ashland OH	303	262	9.40%	24	279	7.92%	92.08%	2.76%	9.24%	3.22%	5.70	1.43
Coshocton OH	321	236	8.47%	24	297	7.48%	92.52%	2.58%	9.66%	3.33%	4.18	1.29
Total	3,835	2,787	100.00%	248	3,587	6.47%	93.53%	2.28%	8.79%	3.06%	4.58	1.82

©2026 TomTom Feedback



Date: 202601 Program Type: Multiple select... Job Title: All Teacher Age Group: All Education: All TEACH Status: All
 202603 Position Type: All Credential: All TEACH Models: All
 SDA>County: SDA 5 SUTQ Rating: All Total Duration: 0.00 Center Type: All Publicly Funded: All POWER Status: All
 100.00 Beale Code: All Student Age Group: All POWER Levels: All

NUMBER OF WORKERS		AVG ECE DURATION (In Years)		HOURLY WAGE BANDS (USD)	
TOTAL LEAVER	TOTAL STAYER	LEAVER	STAYER	LEAVER (Hourly Wage MED)	STAYER (Hourly Wage MED)
248	3,587	4.86	5.89	14.00	15.00





Date: Program Type:
 Job Title: Teacher Age Group: Education: TEACH Status:

202603 Position Type: Credential: TEACH Models:

SDA>County: SUTQ Rating: Total Duration: Center Type: Publicly Funded: POWER Status:

Beale Code: Student Age Group: POWER Levels:

LEAVER (Avg Career Duration)

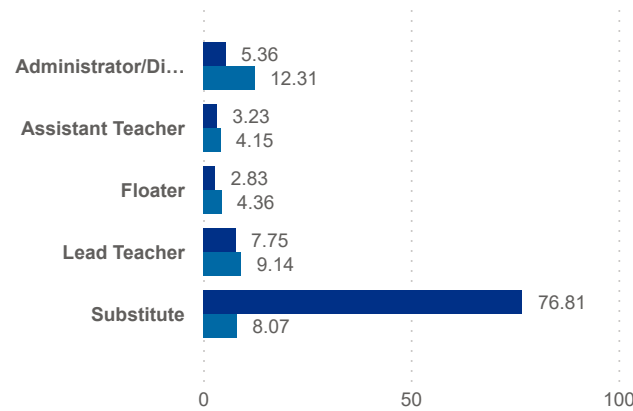
26.66

STAYER (Avg Career Duration)

11.15

Avg Career Duration by Job Title

Worker Status: ● Leaver ● Stayer



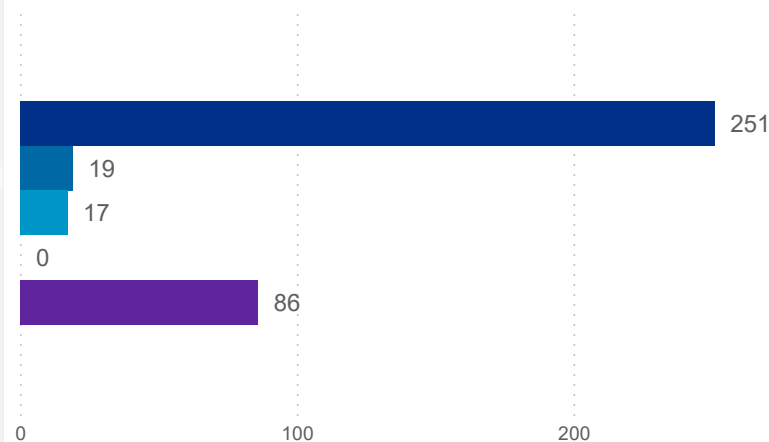
County	Job Title	Longest Serving Profile	\$ / hr	Seniority	Workload	Star Rating (M)
Ashland	Administrator/Director	1.96		Early	12.40	
Carroll	Administrator/Director	2.97		Early	7.43	
Columbiana	Administrator/Director	2.93		Early	8.57	
Coshocton	Administrator/Director	2.93		Early	4.59	
Harrison	Administrator/Director	2.65		Early	4.75	
Jefferson	Administrator/Director	2.23		Early	5.00	
Knox	Administrator/Director	0.03		Early	6.38	
Tuscarawas	Administrator/Director	2.38		Early	6.20	
Wayne	Administrator/Director	1.32		Early	11.00	
Knox	Administrator/Director	0.32	20.00	Early	2.88	
Coshocton	Administrator/Director	4.50	22.45	Early	11.67	

TOTAL STAYER

3,587

Turnover Reasons

● Churn ● Internal ● Promotion ● Seasonal ● Transfer



STAYER (Promotion)

17

Seniority: ● Early ● Mid ● Senior





Date: Program Type:
 Job Title: Teacher Age Group: Education: TEACH Status:

202603 Position Type: Credential: TEACH Models:

SDA>County: SUTQ Rating: Total Duration: Center Type: Publicly Funded: POWER Status:

Beale Code: Student Age Group: POWER Levels:

LEAVER (Avg Career Duration)

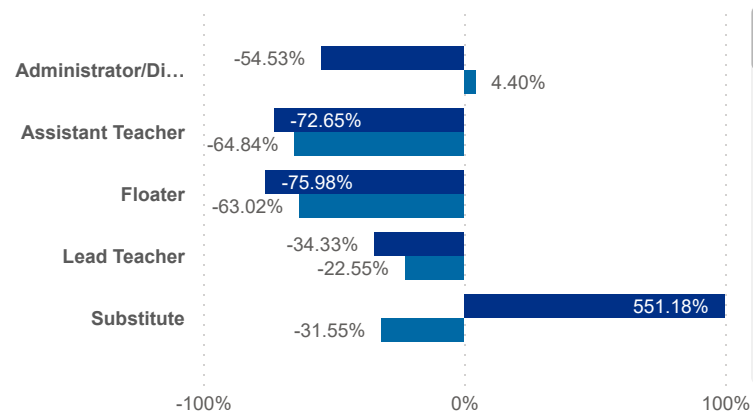
26.66

STAYER (Avg Career Duration)

11.15

Avg Career Duration by Job Title vs Mean

Worker Status: ● Leaver ● Stayer



County	Job Title	Longest Serving Profile	\$ / hr	Seniority	Workload	Star Rating (mean)
Wayne	Extracurricular Used in Ratio	0.01		Mid	3.52	3.0
Knox	Cook	0.01	13.50	Early	11.25	0.0
Wayne	Lead Teacher	0.02	40.00	Early	5.00	1.0
Wayne	Substitute	0.02	15.00	Mid	6.36	3.0
Knox	Administrator/Director	0.03		Early	6.38	3.0
Ashland	Assistant Teacher	0.04	12.25	Early	5.43	3.0
Knox	Assistant Teacher	0.04	12.25	Early	3.91	2.0
Carroll	Lead Teacher	0.04	12.50	Early	5.92	1.0
Knox	Lead Teacher	0.04	16.00	Early	8.56	1.0
Jefferson	Individual Service Provider Not Used in Ratio	0.05		Mid	1.76	3.0

TOTAL STAYER

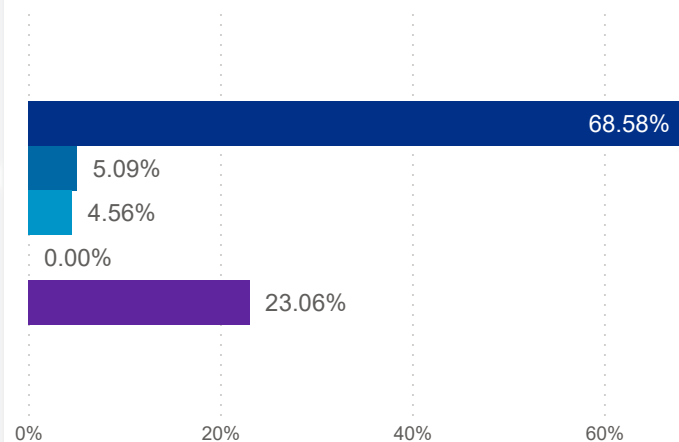
3,587

STAYER (Promotion)

17

Turnover Reasons

● Churn ● Internal ● Promotion ● Seasonal ● Transfer



Seniority: ● Early ● Mid ● Senior





Date: Program Type:
 Job Title: Teacher Age Group: Education: TEACH Status:

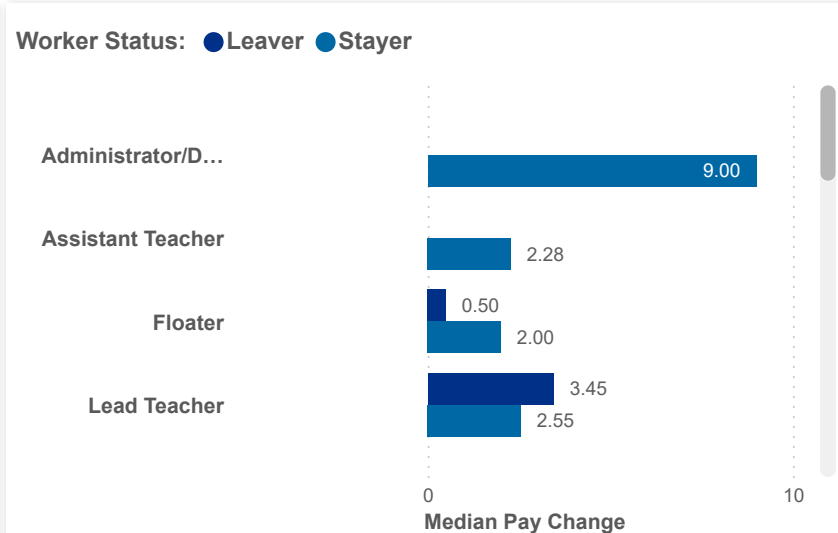
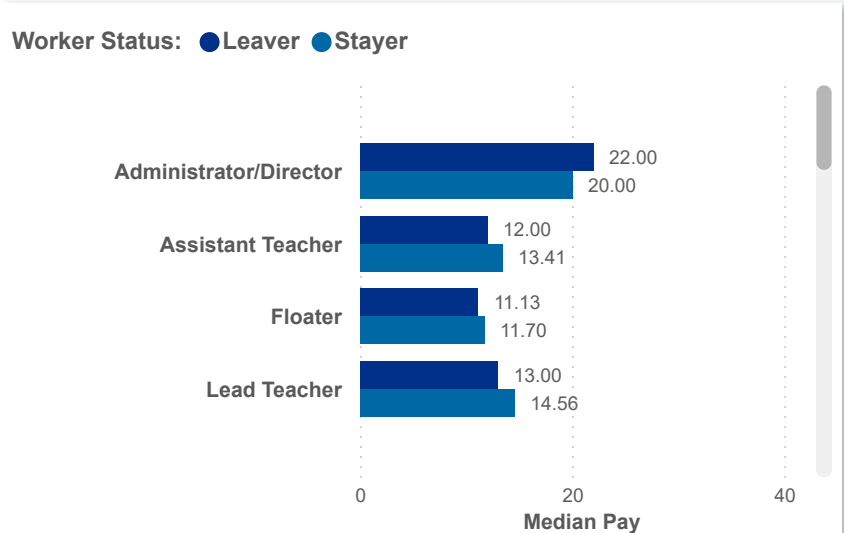
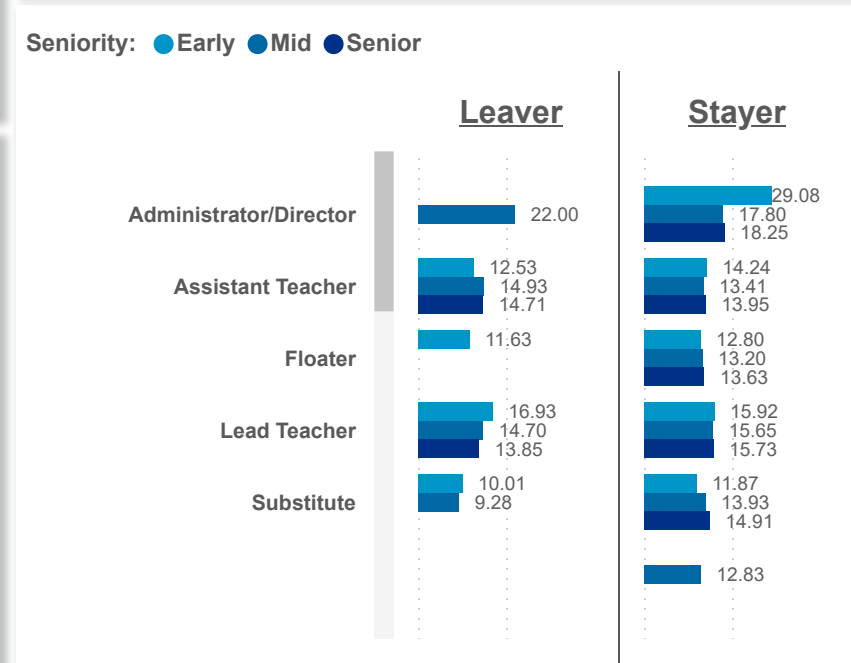
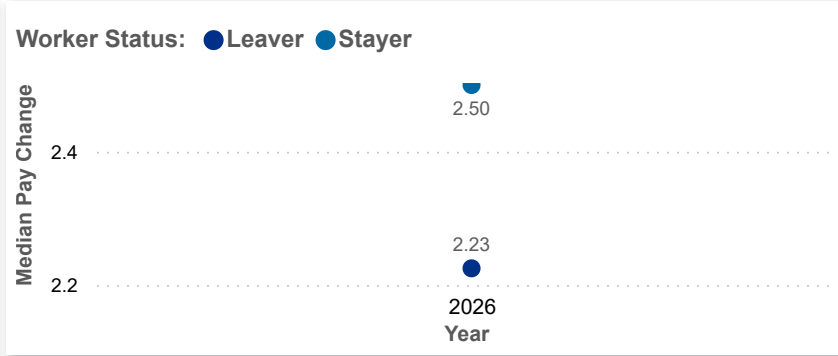
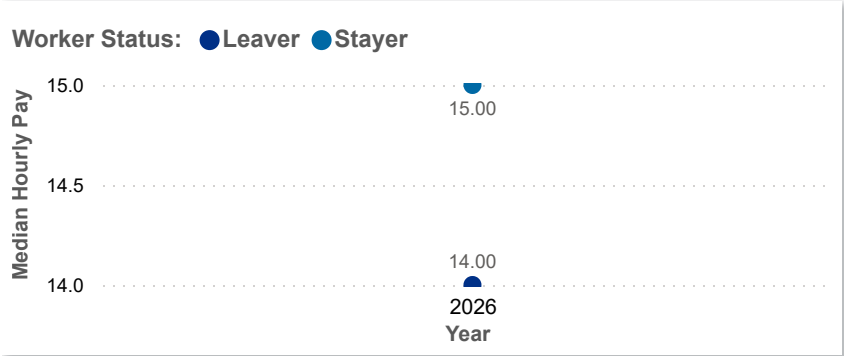
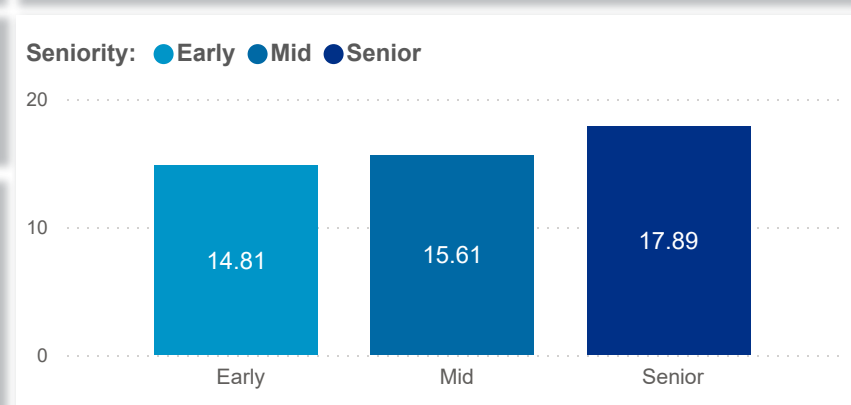
Date: Position Type:
 SUTQ Rating: Total Duration: Center Type: Publicly Funded: POWER Status:

SDA>County: Total Duration: Beale Code: Student Age Group: POWER Levels:

PAY MEDIAN (USD)

PAY PROGRESSION (USD)

PAY & CAREER SENIORITY (USD)





Date: Program Type:
 Job Title: Teacher Age Group: Education: TEACH Status:

Date: Position Type:
 SUTQ Rating: Total Duration: Center Type: Publicly Funded: POWER Status:

SDA>County: Total Duration: Beale Code: Student Age Group: POWER Levels:

PAY MEDIAN (USD)

LEAVER

14.00

STAYER

15.00

Worker Status: ● Leaver ● Stayer



PAY PROGRESSION (USD)

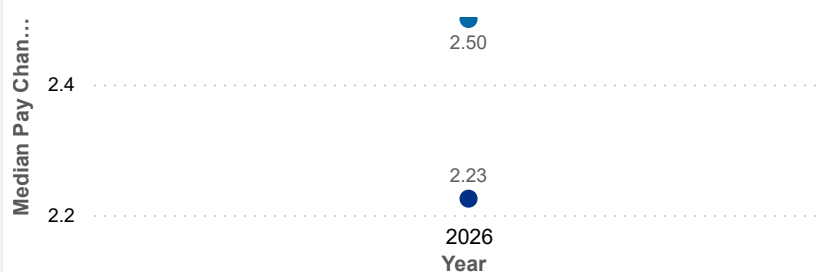
LEAVER

0.38

STAYER

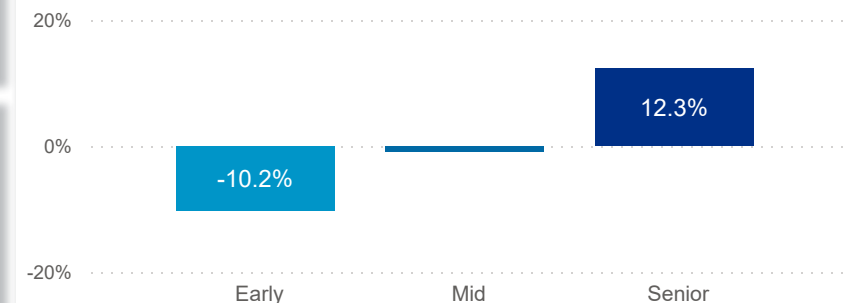
0.76

Worker Status: ● Leaver ● Stayer



PAY & CAREER SENIORITY (USD)

Seniority: ● Early ● Mid ● Senior



Seniority: ● Early ● Mid ● Senior

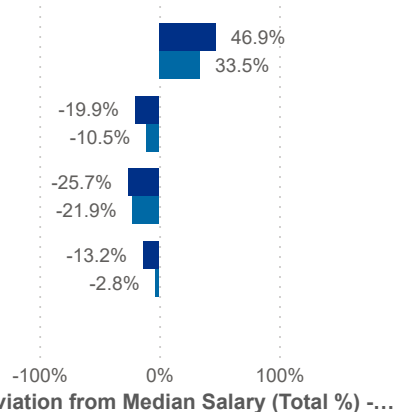
Worker Status: ● Leaver ● Stayer

Administrator/Director

Assistant Teacher

Floater

Lead Teacher



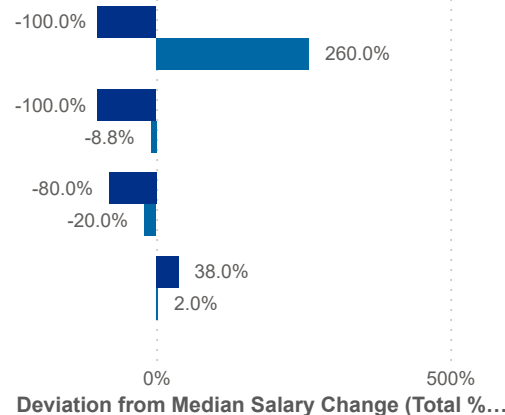
Worker Status: ● Leaver ● Stayer

Administrator/Director

Assistant Teacher

Floater

Lead Teacher



Leaver

Stayer

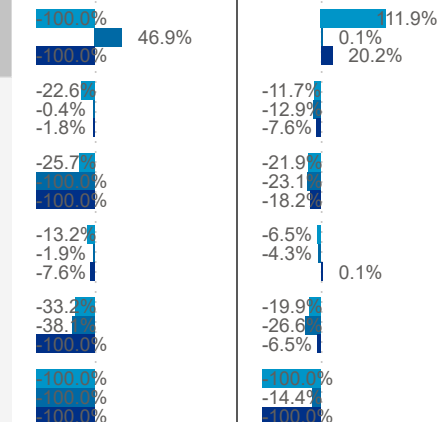
Administrator/Director

Assistant Teacher

Floater

Lead Teacher

Substitute





Date: Program Type: Job Title: Teacher Age Group: Education: TEACH Status:

Position Type: SUTQ Rating: Total Duration: Center Type: Publicly Funded: POWER Status:

SDA>County: Beale Code: Student Age Group: POWER Levels:

SDA>County: SUTQ Rating: Total Duration:

Center Type: Publicly Funded: POWER Status:

Beale Code: Student Age Group: POWER Levels:

Workload Median (Total)

4.58

Workload Median (Leaver)

4.42

Workload Median (Stayer)

4.58

Star Rating Mean (Total)

1.8

Star Rating Mean (Leaver)

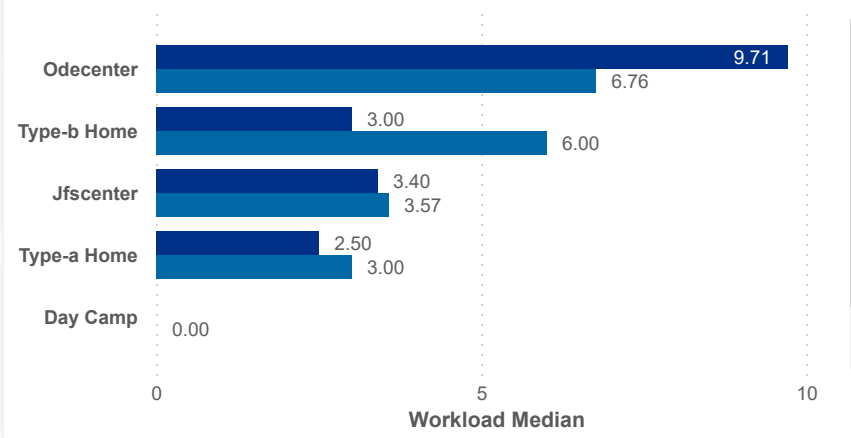
1.7

Star Rating Mean (Stayer)

1.8

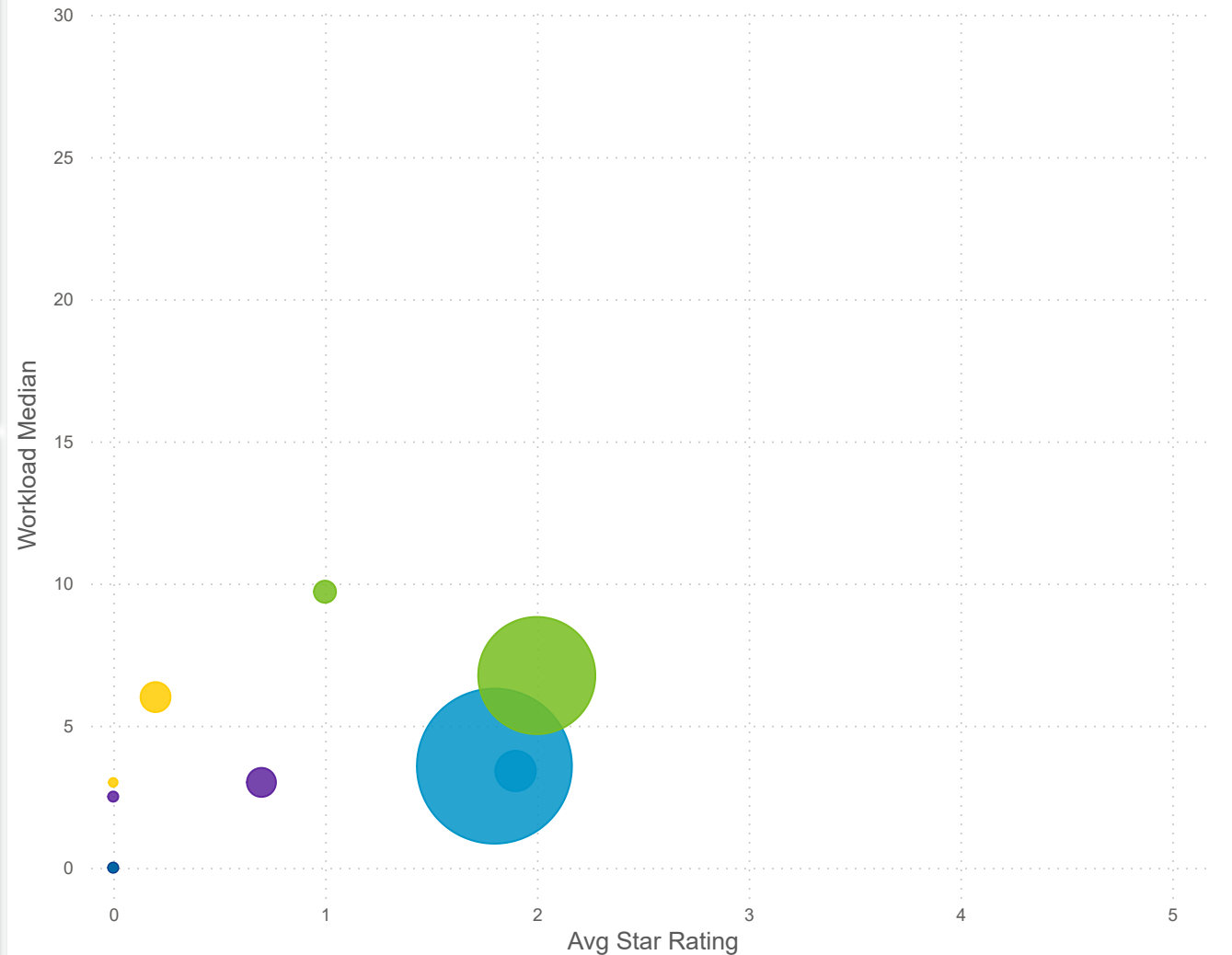
Workload Median

Worker status ● Leaver ● Stayer



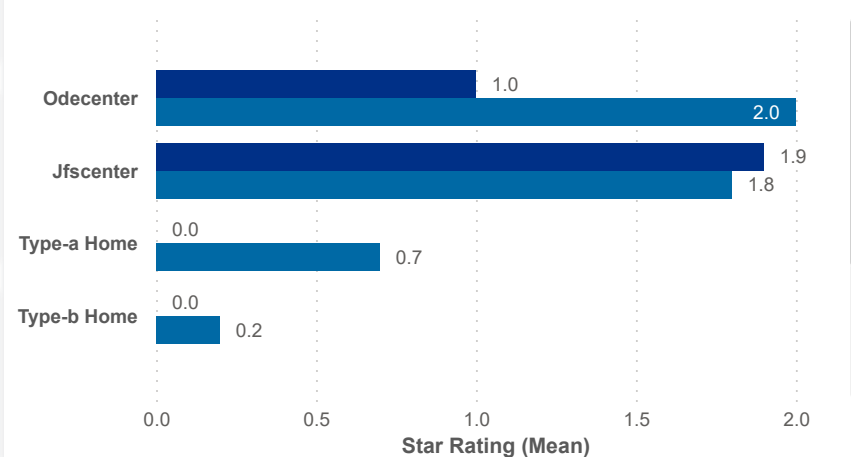
Star Rating Mean, Workload Median, and Number of Users by Worker Status and Center Type

Center Type: ● Day Camp ● Inhome Aide ● Jfscenter ● Odecenter ● Type-a Home ● Type-b Home



Star Rating Mean

Worker status ● Leaver ● Stayer





Date: Program Type:
 Job Title: Teacher Age Group: Education: TEACH Status:

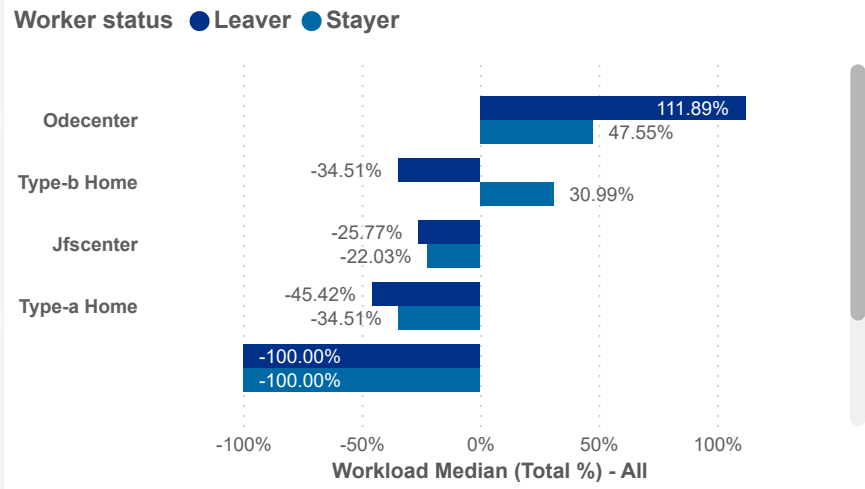
Position Type:
 SUTQ Rating: Total Duration: Center Type: Publicly Funded: POWER Status:

SDA>County: Beale Code: Student Age Group: POWER Levels:

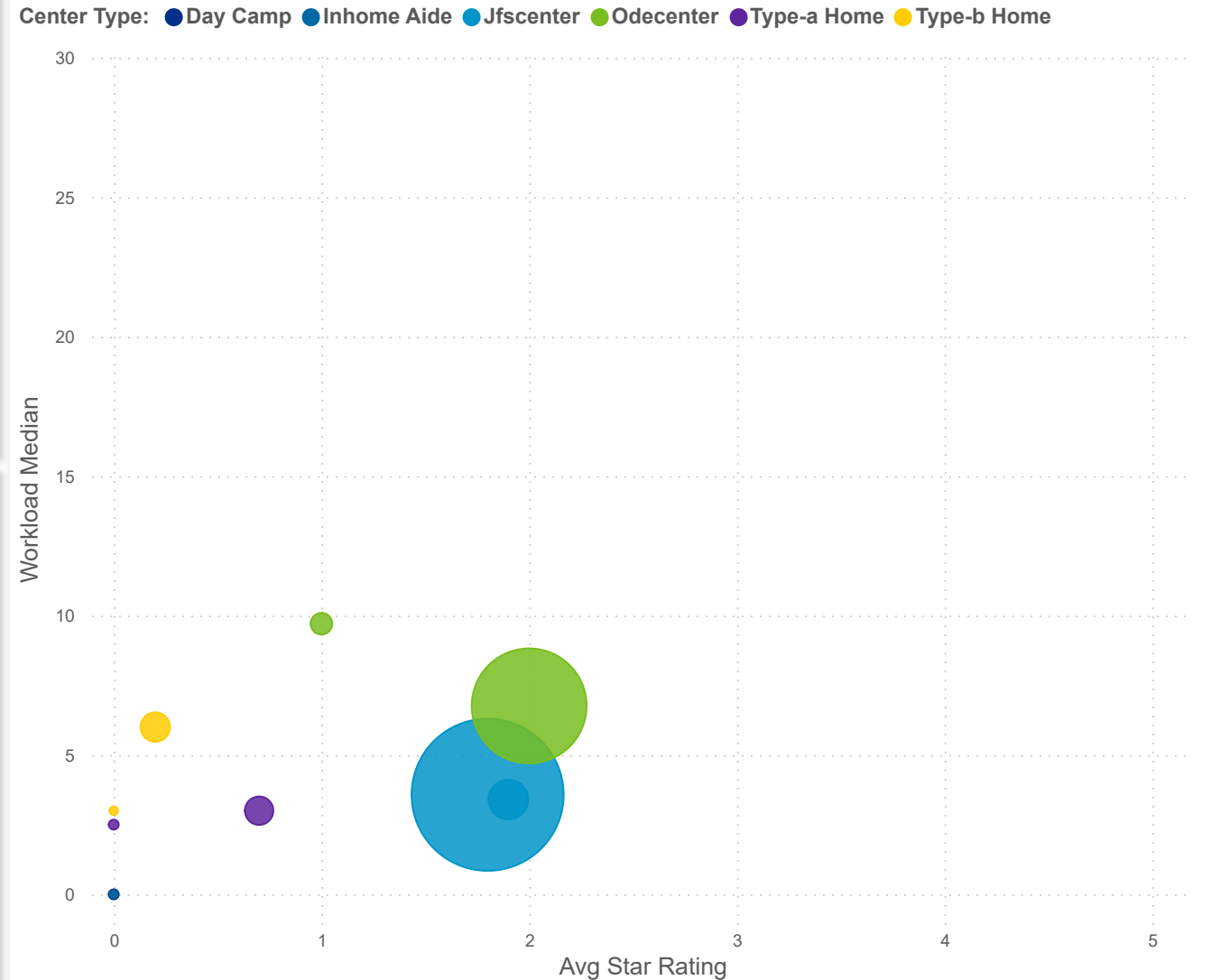
Workload Median (Total)

4.58

Workload Median (Total %)



Star Rating Mean, Workload Median, and Number of Users by Worker Status and Center Type



Workload Median (Leaver)

4.42

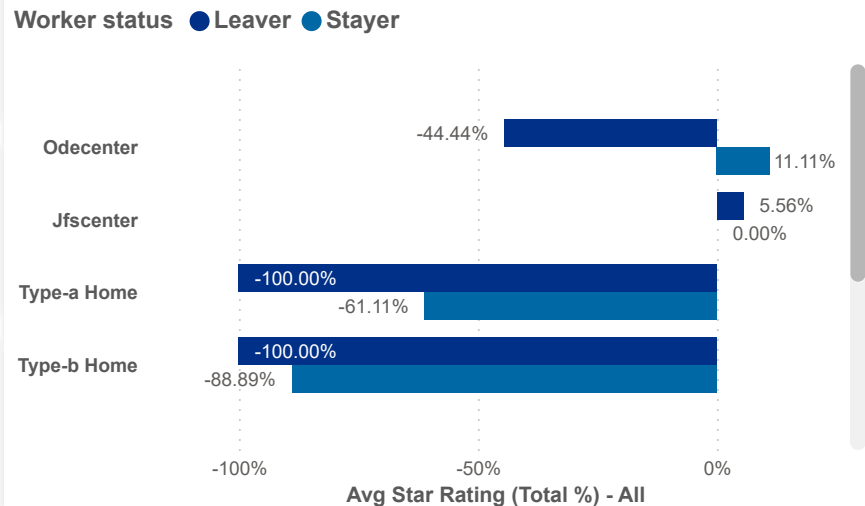
Workload Median (Stayer)

4.58

Star Rating Mean (Total)

1.8

Star Rating Mean (Total %)



Star Rating Mean (Leaver)

1.7

Star Rating Mean (Stayer)

1.8



Date: Program Type: Job Title: Teacher Age Group: Education: TEACH Status:

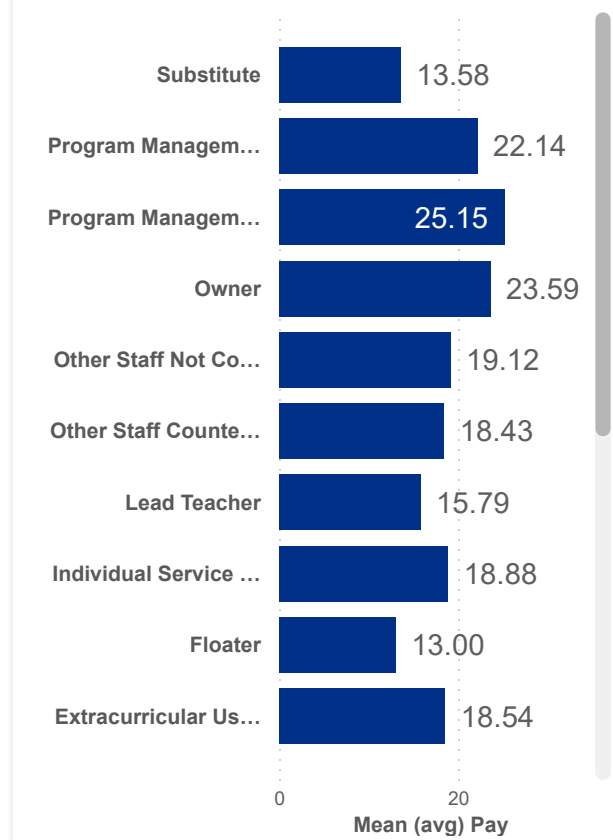
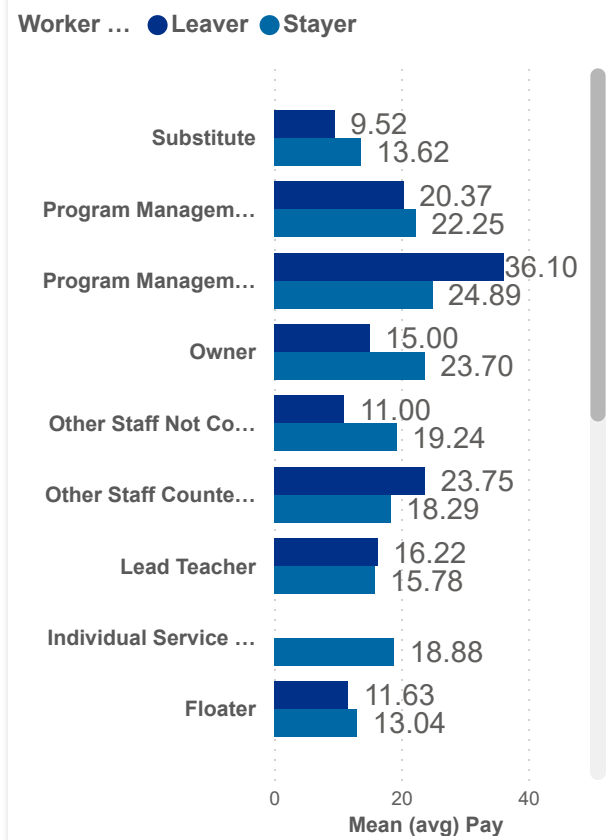
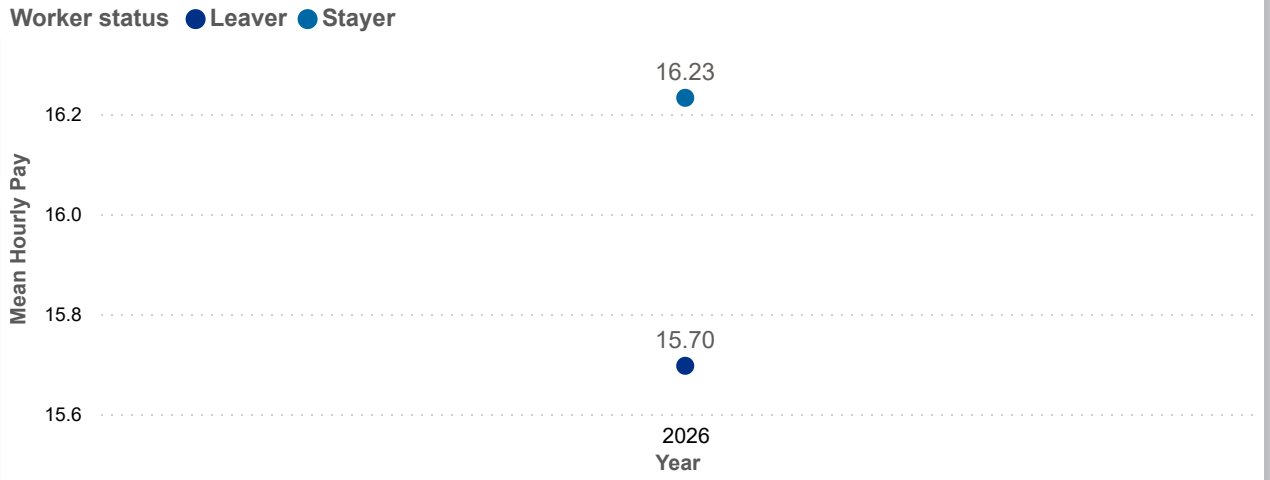
Position Type: SUTQ Rating: Total Duration: Center Type: Publicly Funded: POWER Status:

SDA>County: Beale Code: Student Age Group: POWER Levels:

PAY MEAN (USD)

LEAVER	STAYER	COMBINED
15.70	16.23	16.22

Salary Mean by Year and Worker Status



Combined Salary Mean by Year and Worker Status

