

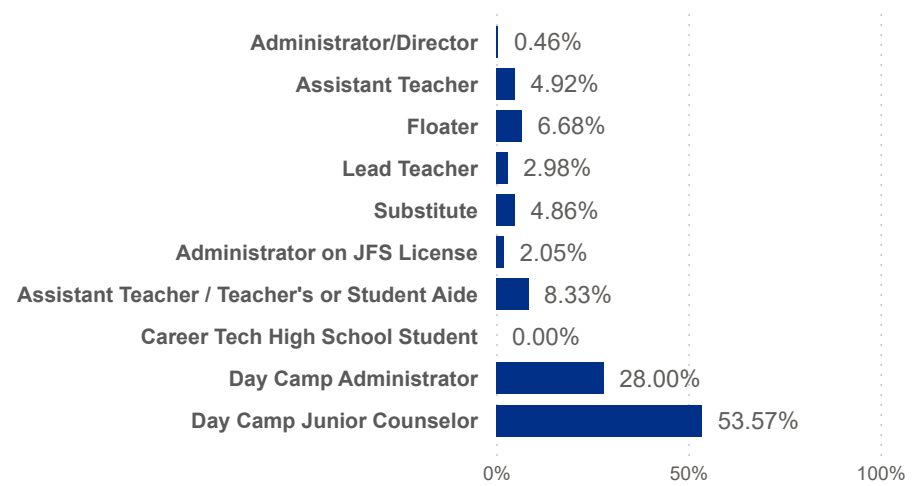


Date: Program Type:
 Job Title: Teacher Age Group: Education: TEACH Status:

Date: Position Type:
 SUTQ Rating: Total Duration: Center Type: Publicly Funded: POWER Status:

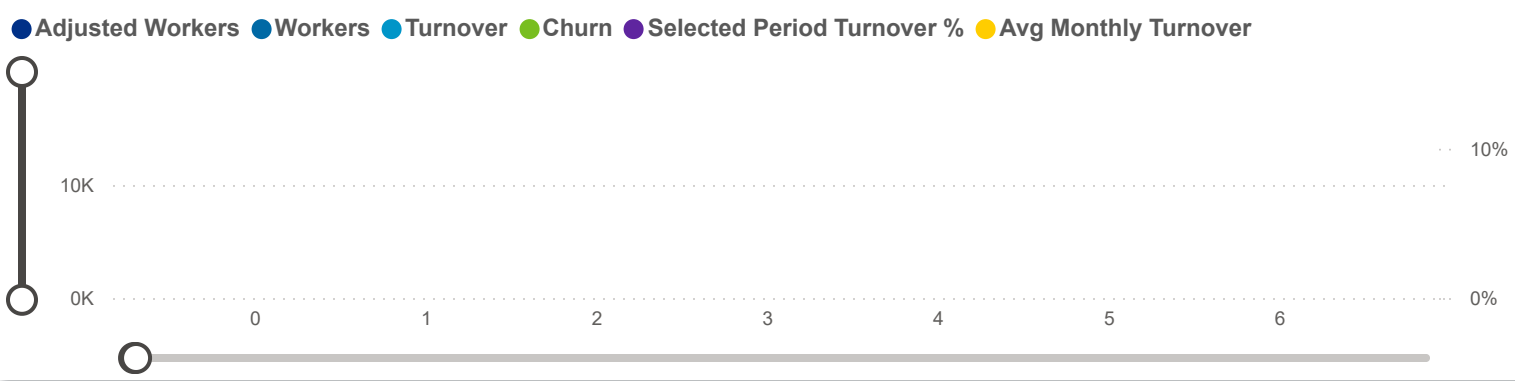
SDA>County: Total Duration: Beale Code: Student Age Group: POWER Levels:

Avg Monthly Turnover Rates by Job Title

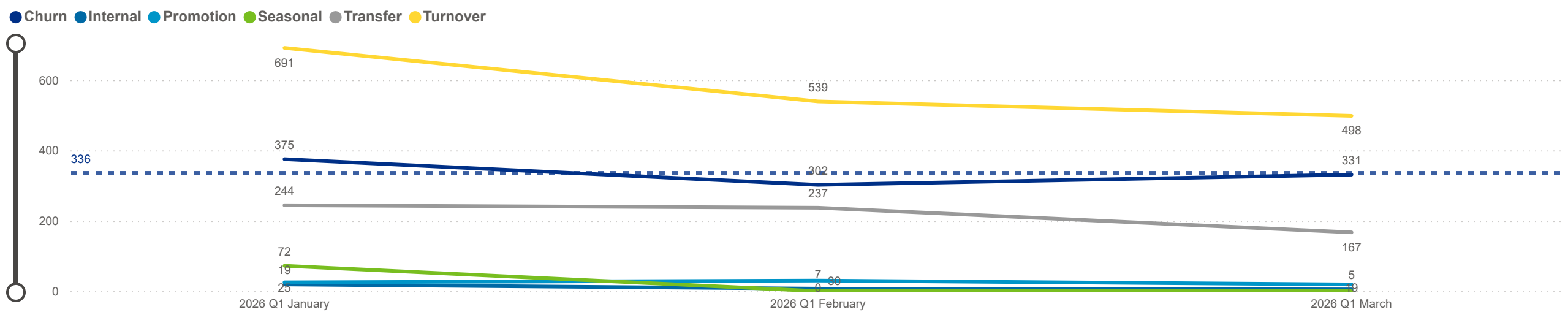


Avg Monthly Turnover	Adjusted Workers	Total Leaver	Total Stayer	Sel Period Turnover
3.78%	16,244	1,003	15,241	10.64%

Avg Monthly Turnover and Number of Workers



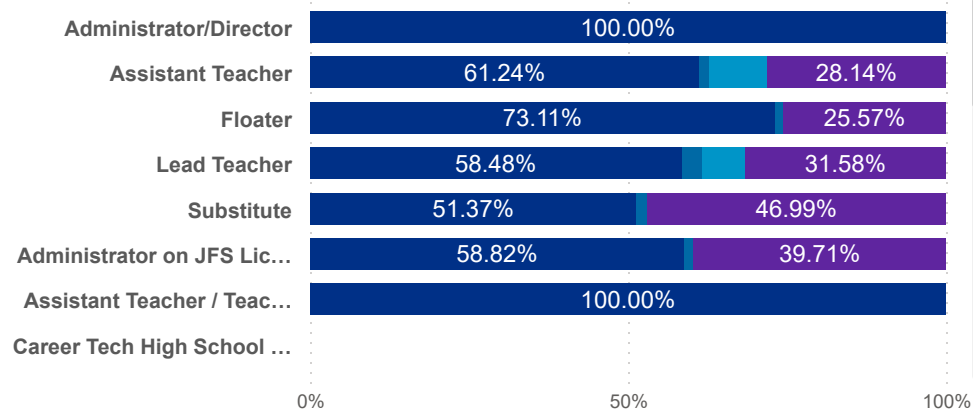
Categorization by Time Series



Date: 202601 | Program Type: Multiple select... | Job Title: All | Teacher Age Group: All | Education: All | TEACH Status: All
 202603 | Position Type: All | SUTQ Rating: All | Total Duration: 0.00 | Center Type: All | Publicly Funded: All | POWER Status: All
 SDA>County: SDA 4 | Beale Code: All | Student Age Group: All | POWER Levels: All

Job Change Reasons by Job Title

● Churn ● Internal ● Promotion ● Seasonal ● Transfer



Avg Monthly Churn

2.21%

Adjusted Workers

16,244

Workload Median

5.30

Pay Median USD / hr

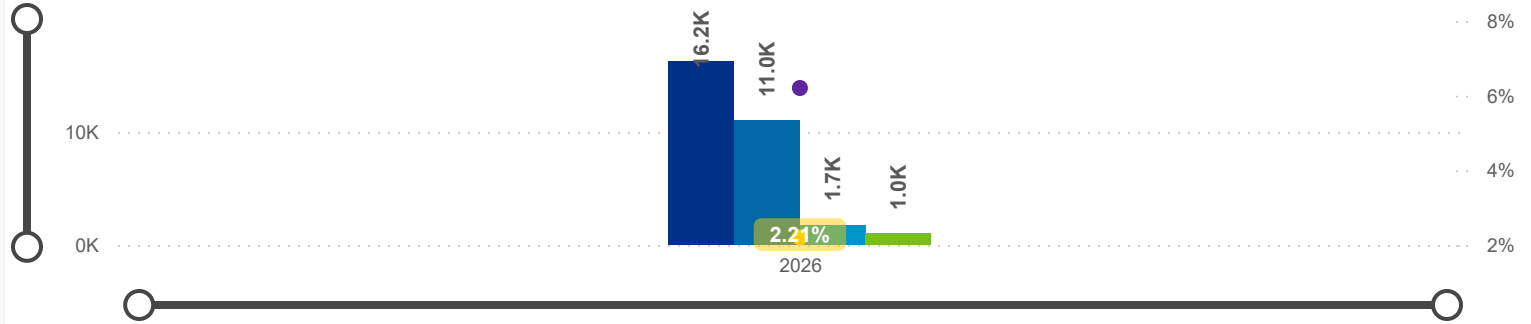
14.50

Avg ECE Duration

5.88

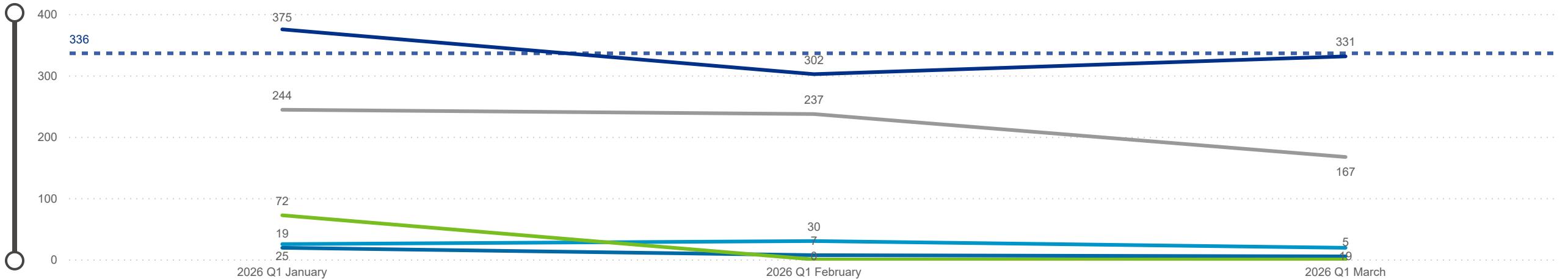
Avg Monthly Churn and Number of Workers

● Adjusted Workers ● Workers ● Turnover ● Churn ● Selected Period Churn % ● Avg Monthly Churn



Categorization by Time Series

● Churn ● Internal ● Promotion ● Seasonal ● Transfer



Date: 202601 | Program Type: Multiple select... | Job Title: All | Teacher Age Group: All | Education: All | TEACH Status: All
 202603 | Position Type: All | SUTQ Rating: All | Total Duration: 0.00 | Center Type: All | Publicly Funded: All | POWER Status: All
 SDA>County: SDA 4 | Beale Code: All | Student Age Group: All | POWER Levels: All

Low Leaver % | High Leaver %

ADJUSTED WORKERS

16,244

TOTAL LEAVER

1,003

TOTAL STAYER

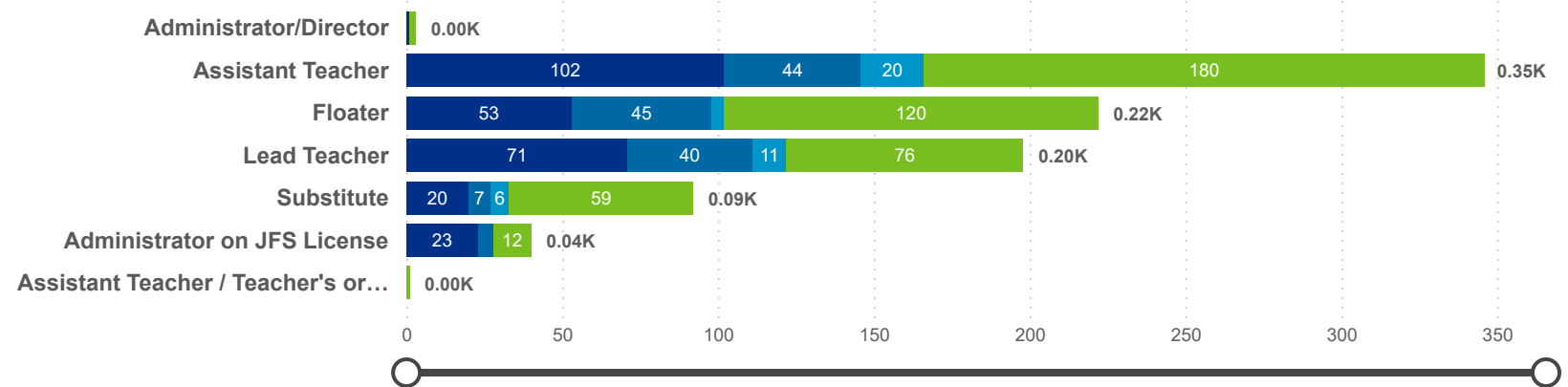
15,241

SELECTED PERIOD CHURN %

6.17%

Leaver by Job Title and Star Rating

Star Rating ● 0 ● 1 ● 2 ● 3



County	Adjusted Workers	Workers	Workers %	Total Leaver	Total Stayer	Selected Period Churn %	Stayer %	Avg Monthly Churn	Selected Period Turnover %	Avg Monthly Turnover	Workload Median	Avg Star Rating
Mahoning OH	3,184	1,956	17.82%	132	3,052	4.15%	95.85%	1.48%	11.37%	4.04%	3.82	1.92
Stark OH	3,356	2,364	21.53%	201	3,155	5.99%	94.01%	2.14%	9.65%	3.44%	5.87	1.77
Summit OH	5,667	4,075	37.12%	412	5,255	7.27%	92.73%	2.60%	11.61%	4.12%	5.32	1.70
Portage OH	1,198	931	8.48%	60	1,138	5.01%	94.99%	1.77%	6.18%	2.18%	3.75	1.57
Medina OH	1,333	1,020	9.29%	118	1,215	8.85%	91.15%	3.16%	12.68%	4.53%	6.15	1.22
Trumbull OH	1,508	956	8.71%	80	1,428	5.31%	94.69%	1.89%	9.35%	3.33%	5.00	1.15
Total	16,244	10,978	100.00%	1,003	15,241	6.17%	93.83%	2.21%	10.64%	3.78%	5.30	1.66



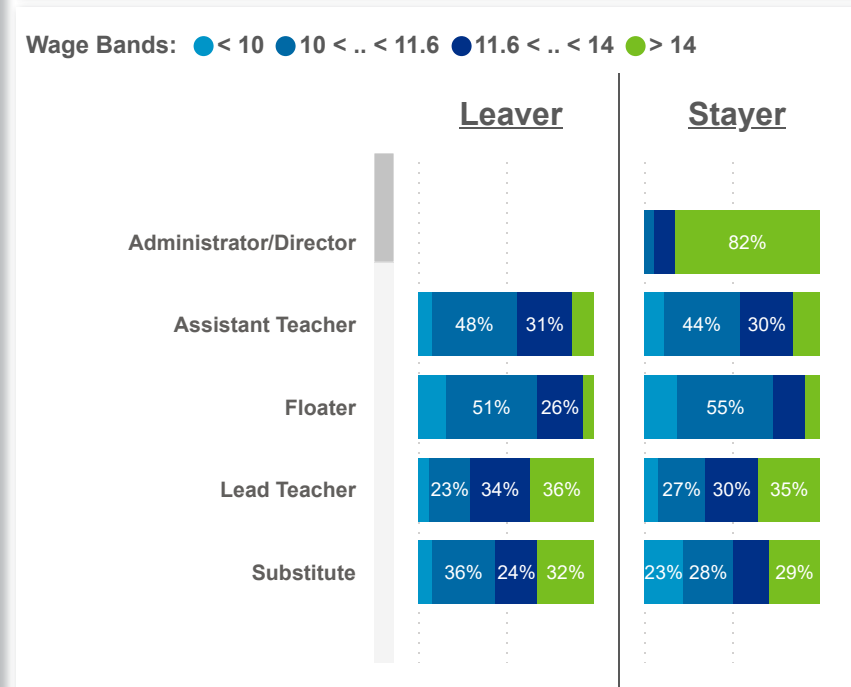
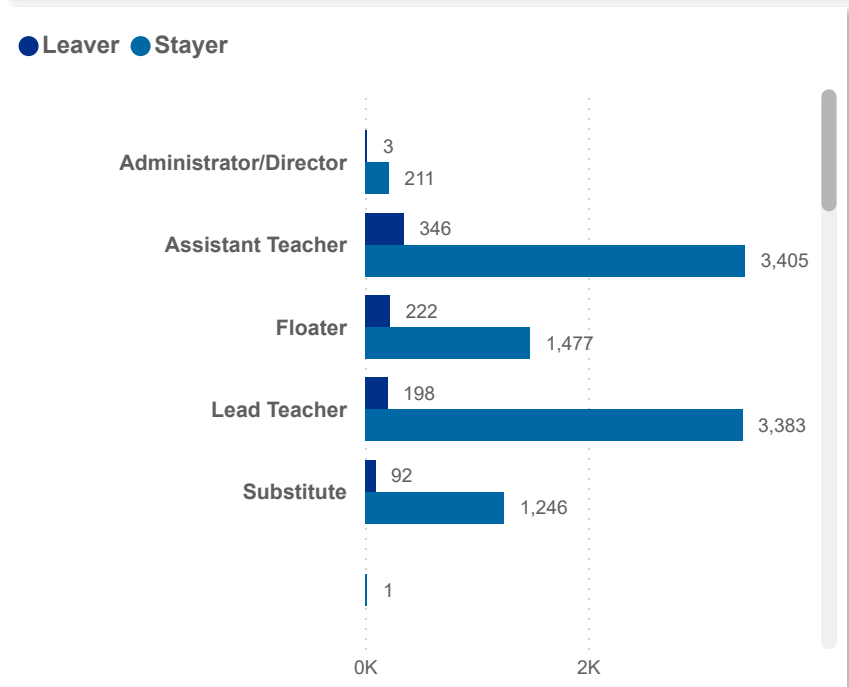
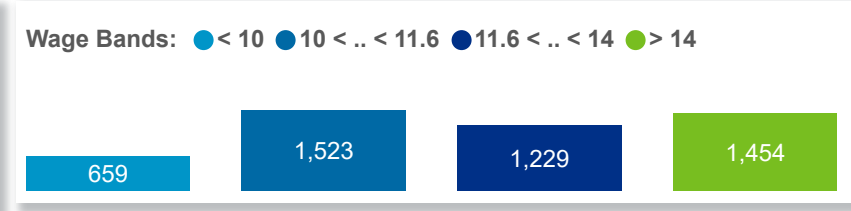
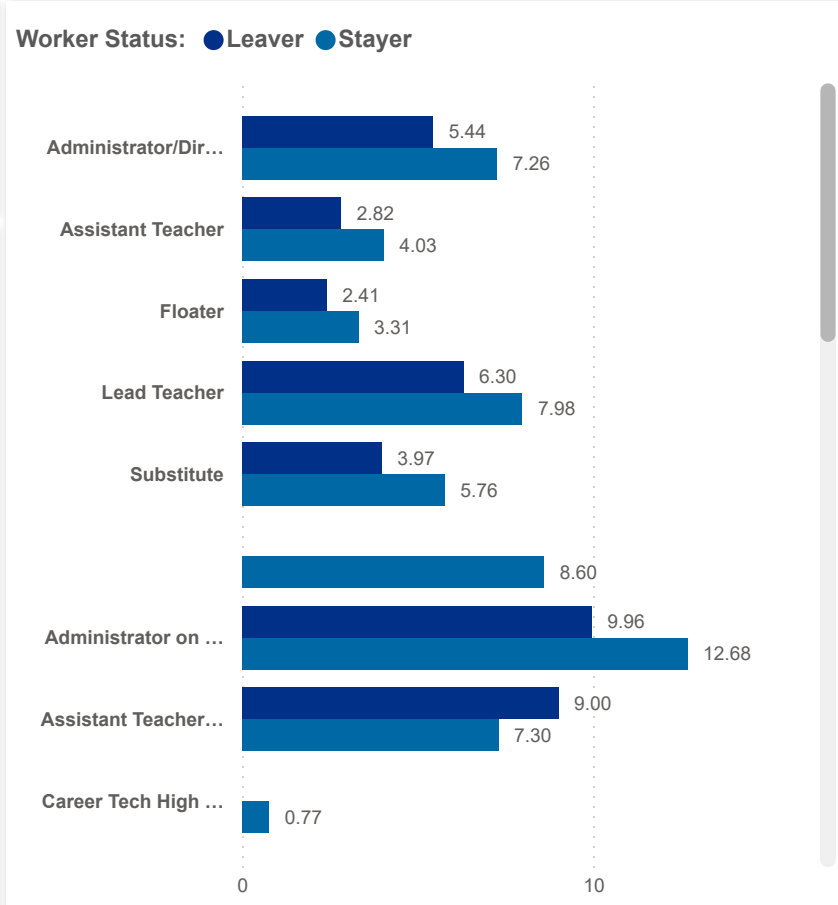

Date: Program Type:
 Job Title: Teacher Age Group: Education: TEACH Status:

202603 Position Type: Credential: TEACH Models:

SDA>County: SUTQ Rating: Total Duration: Center Type: Publicly Funded: POWER Status:

Beale Code: Student Age Group: POWER Levels:

NUMBER OF WORKERS		AVG ECE DURATION (In Years)		HOURLY WAGE BANDS (USD)	
TOTAL LEAVER	TOTAL STAYER	LEAVER	STAYER	LEAVER (Hourly Wage MED)	STAYER (Hourly Wage MED)
1,003	15,241	4.16	5.94	14.50	14.50





Date: Program Type:
 Job Title: Teacher Age Group: Education: TEACH Status:

Date: Position Type:
 SUTQ Rating: Total Duration: Center Type: Publicly Funded: POWER Status:

SDA>County: Beale Code: Student Age Group: POWER Levels:

NUMBER OF WORKERS

AVG ECE DURATION (In Years)

HOURLY WAGE BANDS (USD)

LEAVER

STAYER

6.17%

93.83%

4.16

5.94

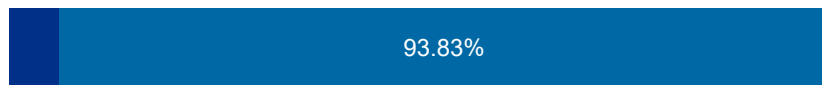
LEAVER (Hourly Wage MED)

STAYER (Hourly Wage MED)

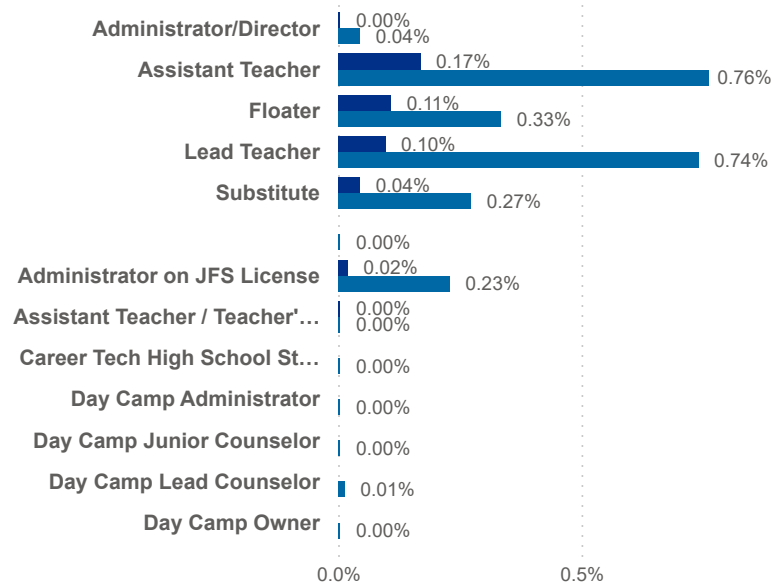
14.50

14.50

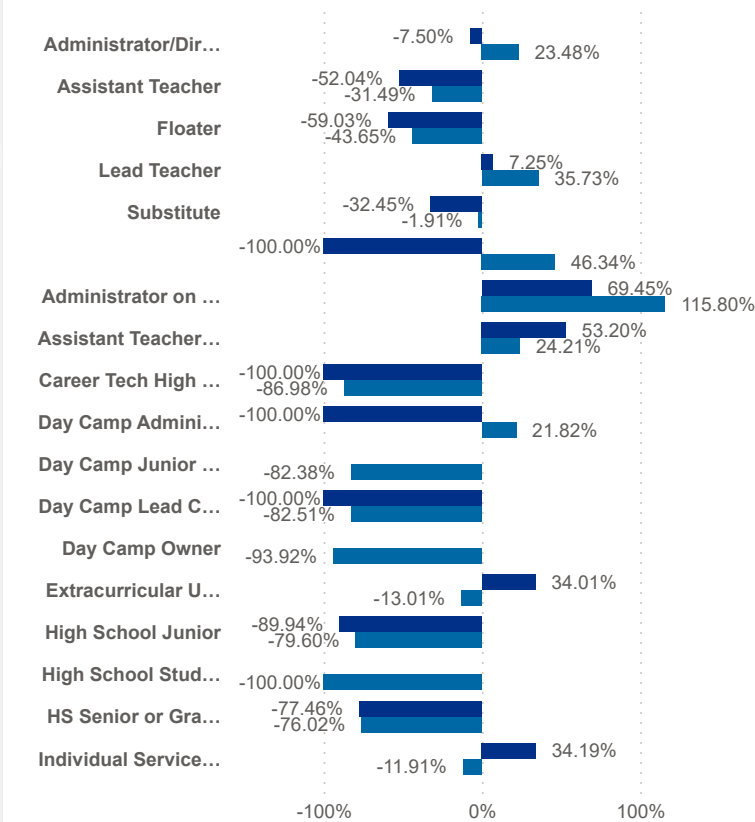
Leaver % Stayer %



Worker Status: Leaver Stayer



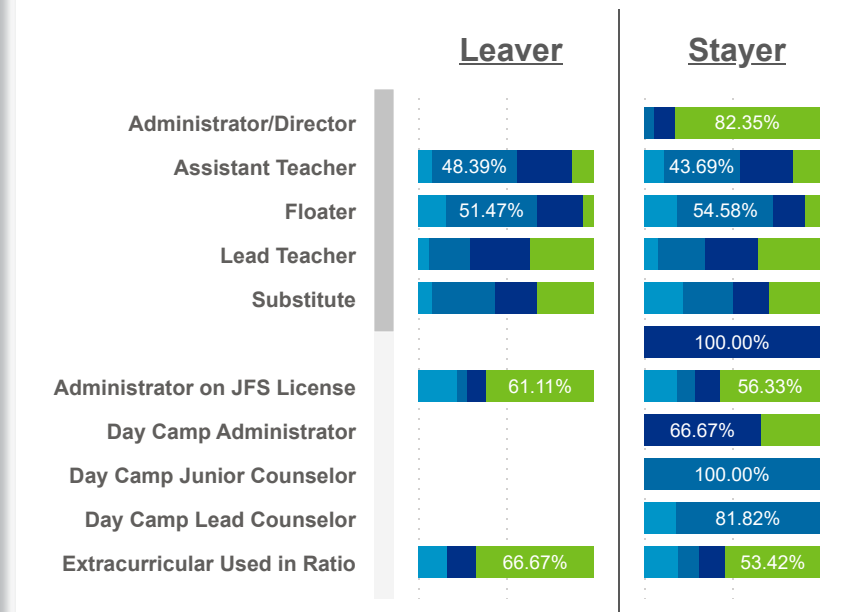
Worker Status: Leaver Stayer



Wage Bands: < 10 10 < .. < 11.6 11.6 < .. < 14 > 14



Wage Bands: < 10 10 < .. < 11.6 11.6 < .. < 14 > 14





Date: Program Type:
 Job Title: Teacher Age Group: Education: TEACH Status:

 Position Type: Credential: TEACH Models:

 SDA>County: SUTQ Rating: Total Duration: Center Type: Publicly Funded: POWER Status:

 Beale Code: Student Age Group: POWER Levels:

LEAVER (Avg Career Duration)

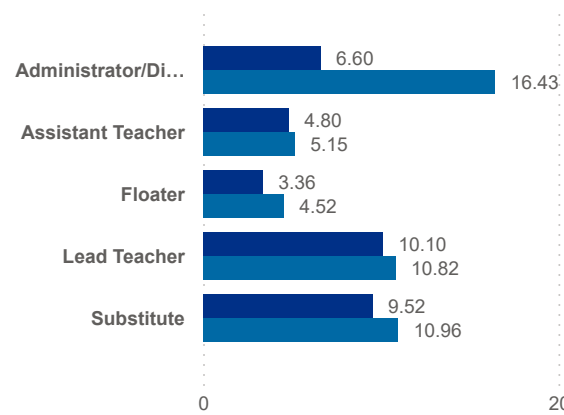
6.86

STAYER (Avg Career Duration)

10.81

Avg Career Duration by Job Title

Worker Status: ● Leaver ● Stayer



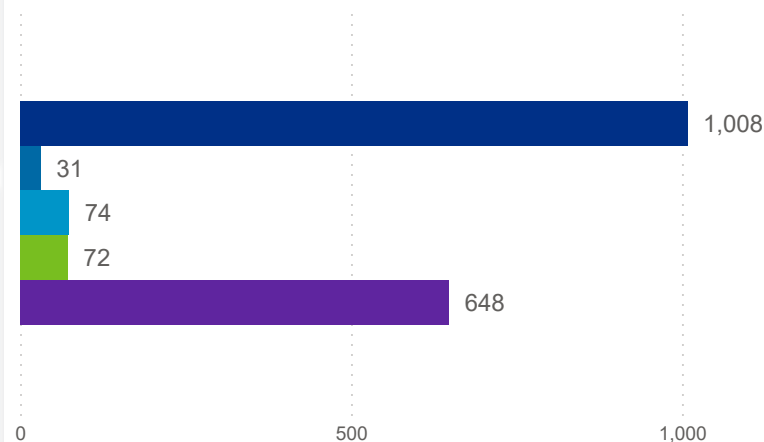
County	Job Title	Longest Serving Profile	\$ / hr	Seniority	Workload	Star Rating (Mea
Mahoning	Administrator/Director	2.31		Early	9.33	
Medina	Administrator/Director	1.51		Early	14.60	
Portage	Administrator/Director	1.79		Early	5.00	
Stark	Administrator/Director	2.58		Early	9.77	
Summit	Administrator/Director	1.85		Early	5.95	
Trumbull	Administrator/Director	0.87		Early	6.10	
Stark	Administrator/Director	3.38	17.00	Early	28.10	
Portage	Administrator/Director	4.46	25.00	Early	9.88	
Stark	Administrator/Director	3.50	25.00	Early	5.56	
Trumbull	Administrator/Director	2.44	30.00	Early	5.75	
Stark	Administrator/Director	3.50	40.00	Early	18.67	

TOTAL STAYER

15,241

Turnover Reasons

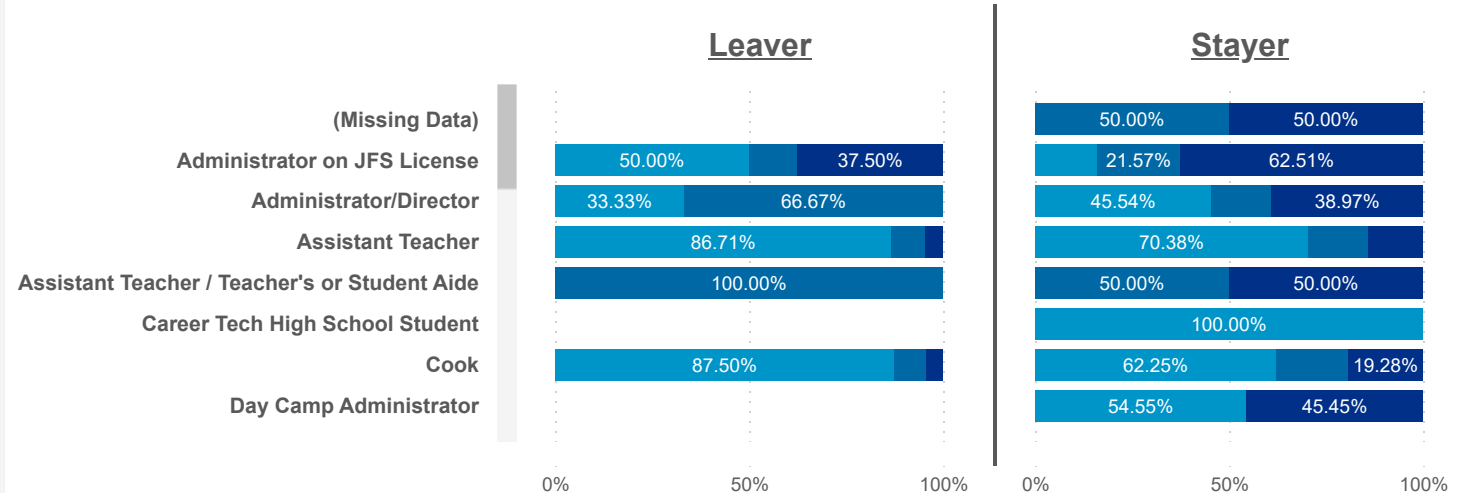
● Churn ● Internal ● Promotion ● Seasonal ● Transfer



STAYER (Promotion)

74

Seniority: ● Early ● Mid ● Senior





Date: Program Type: Job Title: Teacher Age Group: Education: TEACH Status:

Position Type: Credential: TEACH Models:

SDA>County: SUTQ Rating: Total Duration: Center Type: Publicly Funded: POWER Status:

Beale Code: Student Age Group: POWER Levels:

LEAVER (Avg Career Duration)

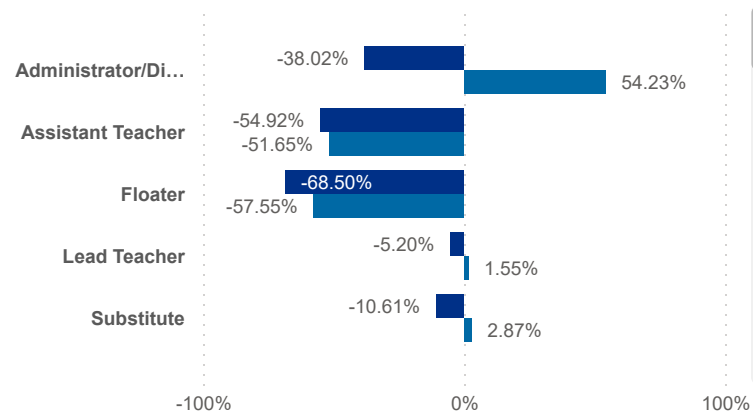
6.86

STAYER (Avg Career Duration)

10.81

Avg Career Duration by Job Title vs Mean

Worker Status: ● Leaver ● Stayer



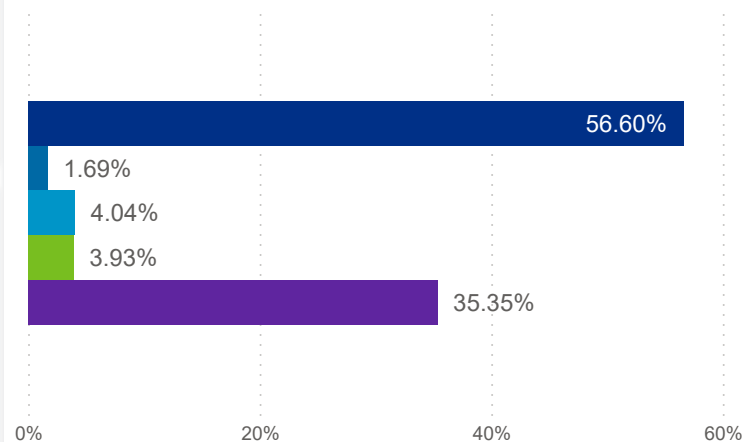
County	Job Title	Longest Serving Profile	\$ / hr	Seniority	Workload	Star Rating (mean)
Summit	Assistant Teacher	0.01	14.65	Early	6.71	3.0
Mahoning	Assistant Teacher	0.01	16.00	Early	9.43	3.0
Stark	Floater	0.01	13.95	Early	4.71	3.0
Medina	Lead Teacher	0.01	15.50	Early	6.83	1.0
Summit	Lead Teacher	0.01	16.25	Early	9.26	0.0
Mahoning	Driver	0.01	15.00	Mid	6.69	1.0
Trumbull	Assistant Teacher	0.02	12.50	Early	7.71	1.0
Trumbull	Assistant Teacher	0.02	13.83	Early	7.71	1.0
Summit	Assistant Teacher	0.02	18.05	Early	8.50	3.0
Stark	Floater	0.02	17.00	Mid	5.30	3.0
Trumbull	Assistant Teacher	0.03	14.00	Early	5.85	0.5

TOTAL STAYER

15,241

Turnover Reasons

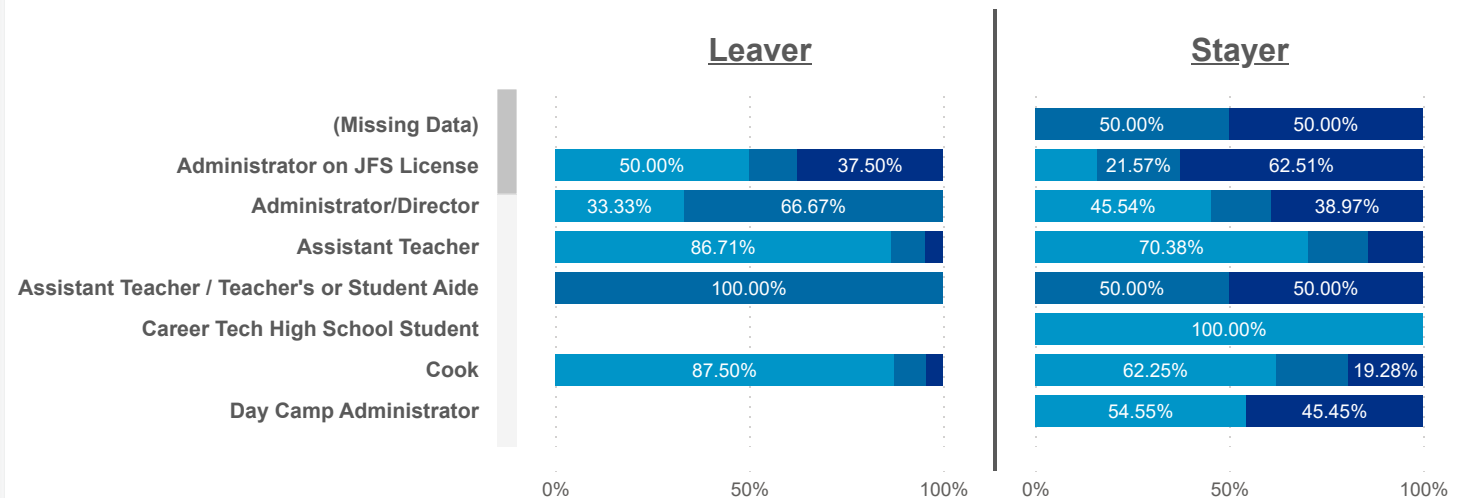
● Churn ● Internal ● Promotion ● Seasonal ● Transfer



STAYER (Promotion)

74

Seniority: ● Early ● Mid ● Senior





Date: 202601 | Program Type: Multiple select... | Job Title: All | Teacher Age Group: All | Education: All | TEACH Status: All

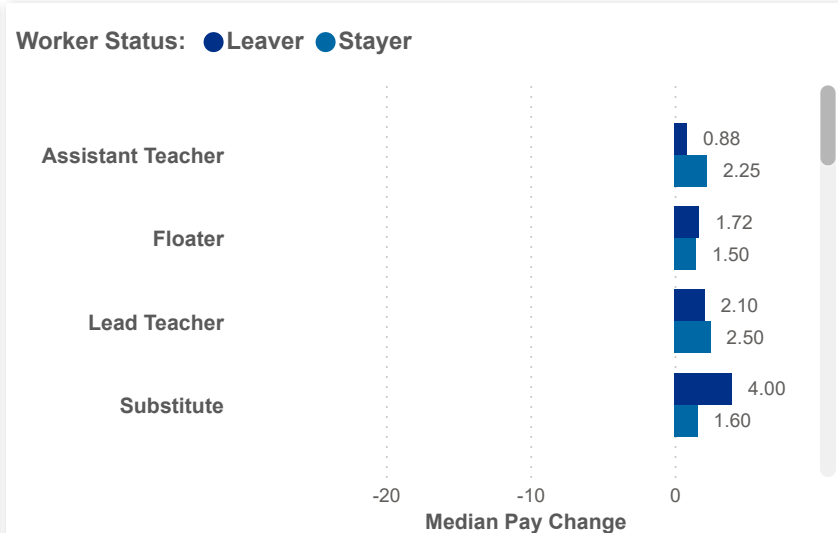
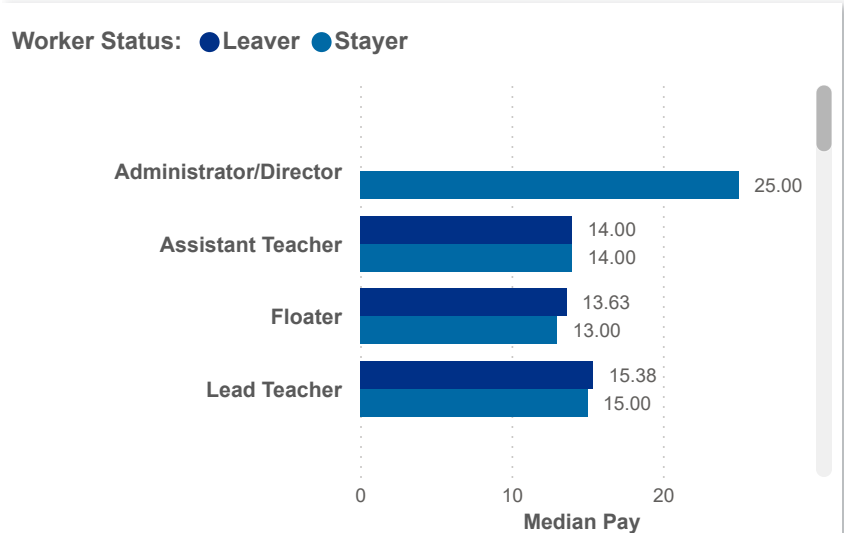
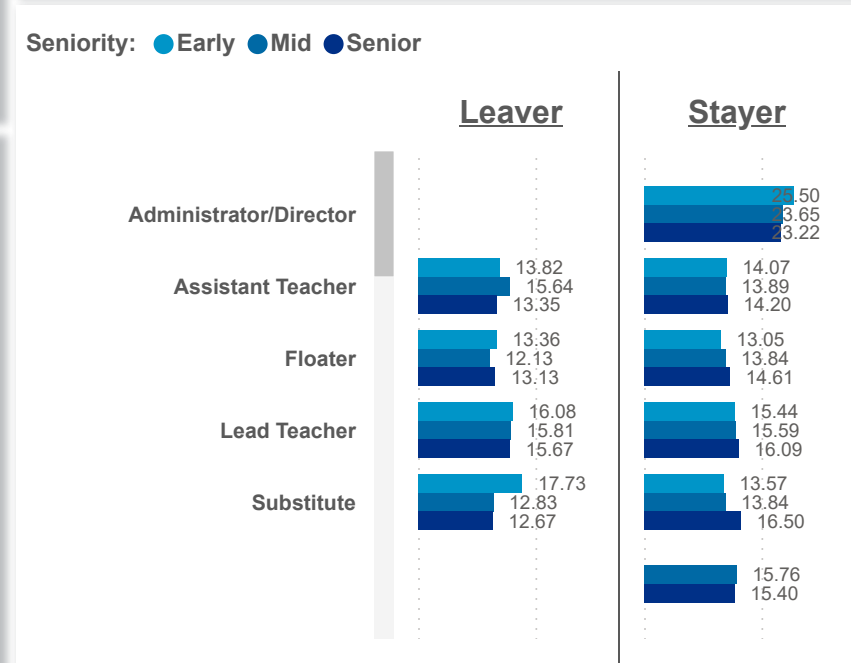

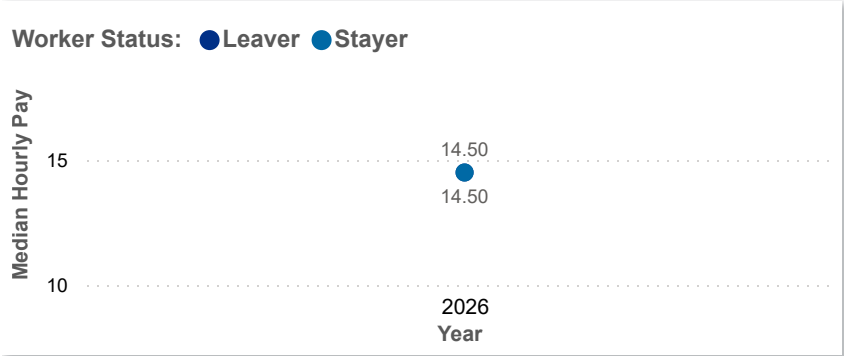
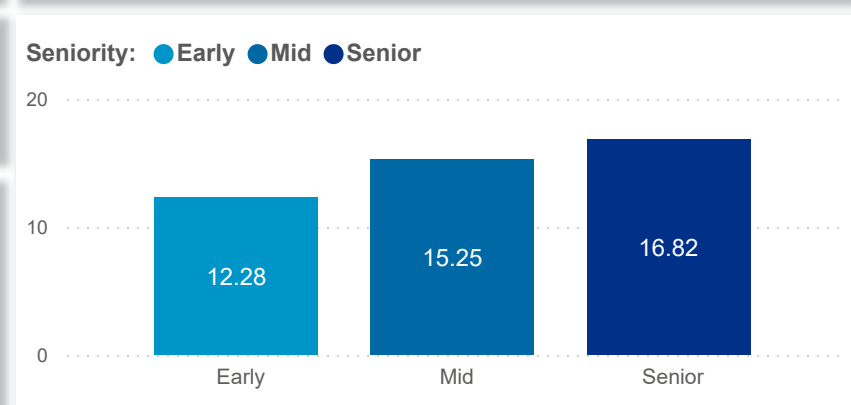
202603 | Position Type: All | SUTQ Rating: All | Total Duration: 0.00 | Center Type: All | Publicly Funded: All | POWER Status: All

SDA>County: SDA 4 | Beale Code: All | Student Age Group: All | POWER Levels: All

PAY MEDIAN (USD)

PAY PROGRESSION (USD)

PAY & CAREER SENIORITY (USD)





Date: Program Type:
 Job Title: Teacher Age Group: Education: TEACH Status:

Date: Position Type:
 SUTQ Rating: Total Duration: Center Type: Publicly Funded: POWER Status:

SDA>County: Total Duration: Beale Code: Student Age Group: POWER Levels:

PAY MEDIAN (USD)

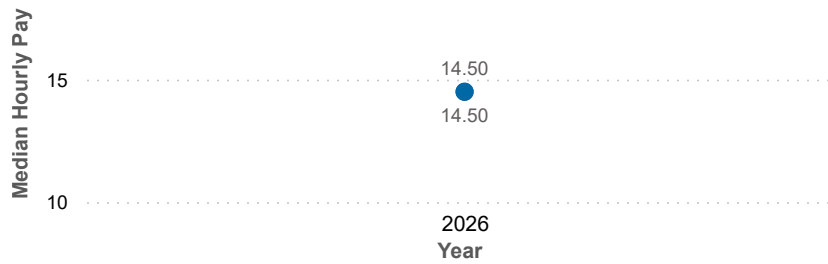
LEAVER

14.50

STAYER

14.50

Worker Status: ● Leaver ● Stayer



PAY PROGRESSION (USD)

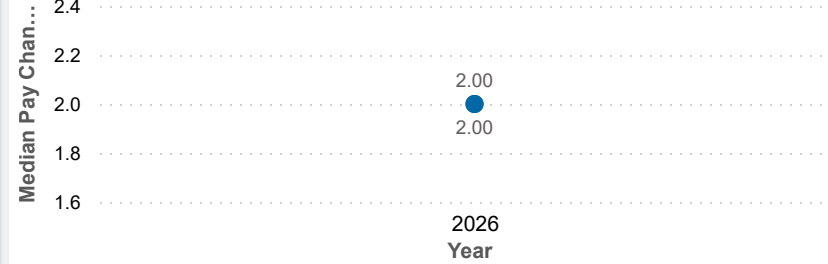
LEAVER

0.62

STAYER

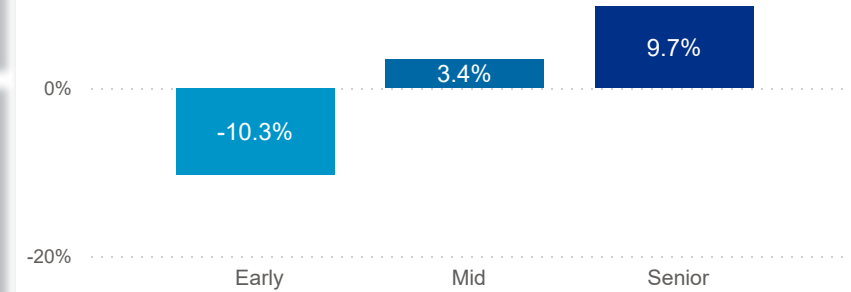
-0.04

Worker Status: ● Leaver ● Stayer

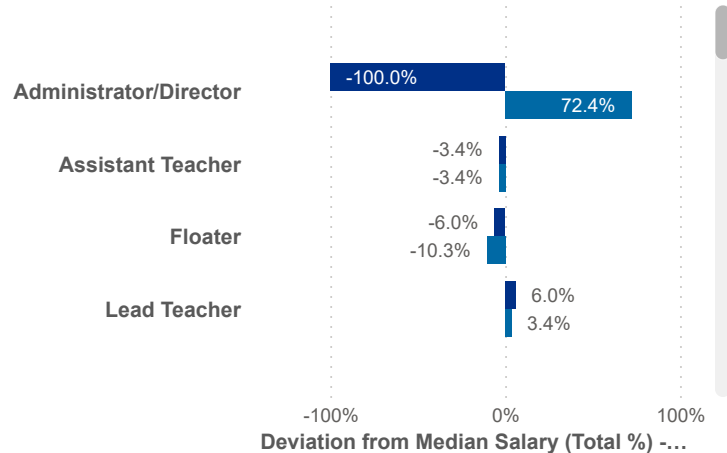


PAY & CAREER SENIORITY (USD)

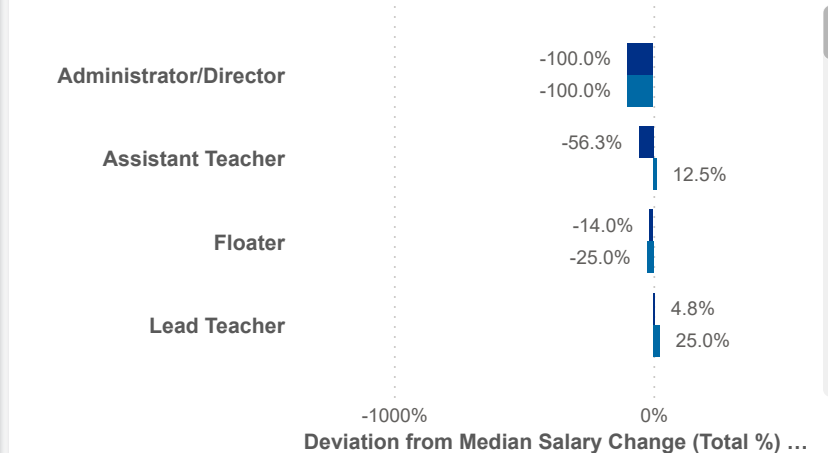
Seniority: ● Early ● Mid ● Senior



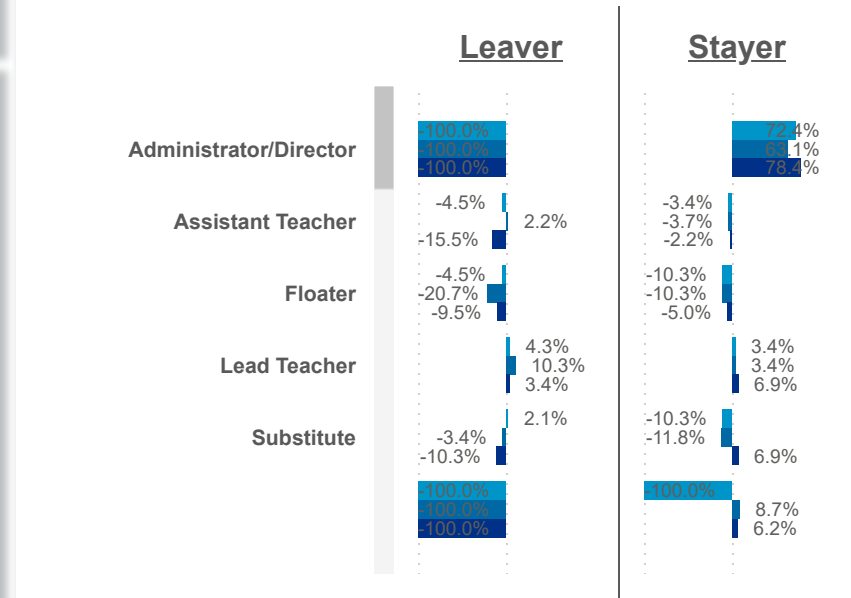
Worker Status: ● Leaver ● Stayer



Worker Status: ● Leaver ● Stayer



Seniority: ● Early ● Mid ● Senior





Date: Program Type:
 Job Title: Teacher Age Group: Education: TEACH Status:

Position Type:
 SUTQ Rating: Total Duration: Center Type: Publicly Funded: POWER Status:

SDA>County: Beale Code: Student Age Group: POWER Levels:

Workload Median (Total)

5.30

Workload Median (Leaver)

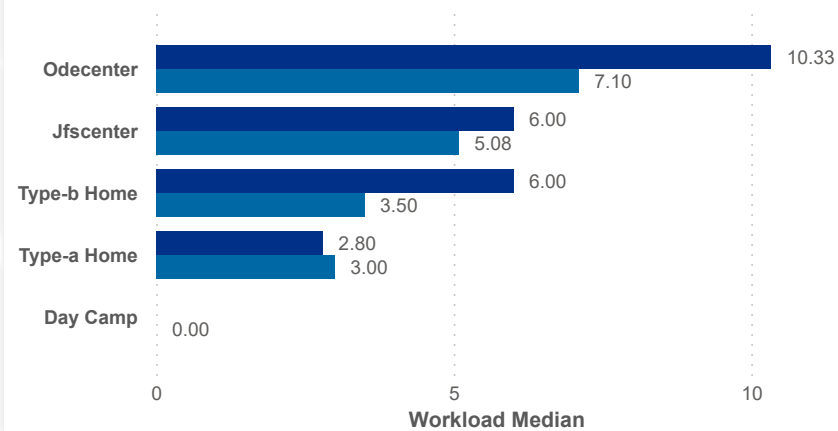
6.00

Workload Median (Stayer)

5.29

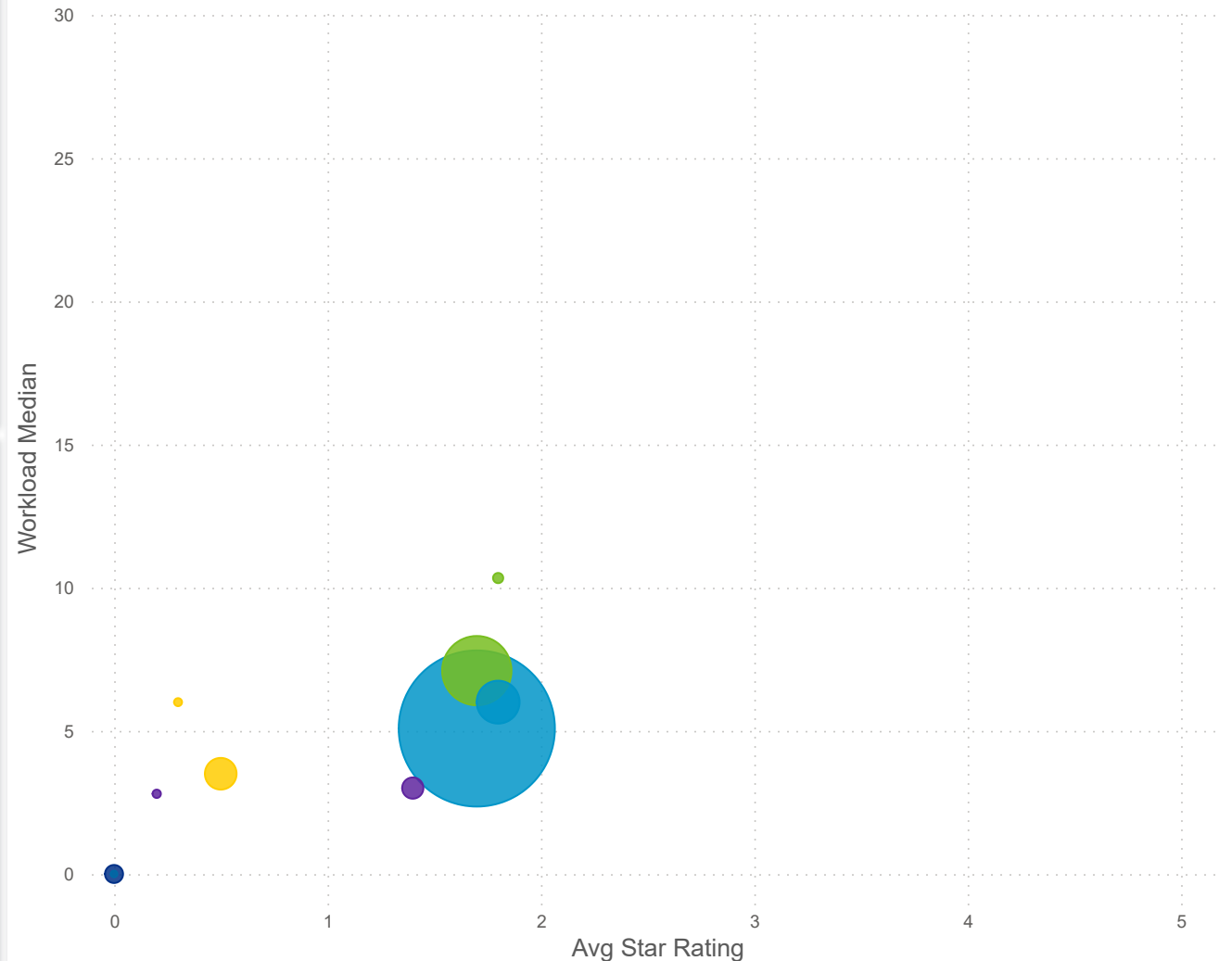
Workload Median

Worker status ● Leaver ● Stayer



Star Rating Mean, Workload Median, and Number of Users by Worker Status and Center Type

Center Type: ● Day Camp ● Inhome Aide ● Jfscenter ● Odecenter ● Type-a Home ● Type-b Home



Star Rating Mean (Total)

1.7

Star Rating Mean (Leaver)

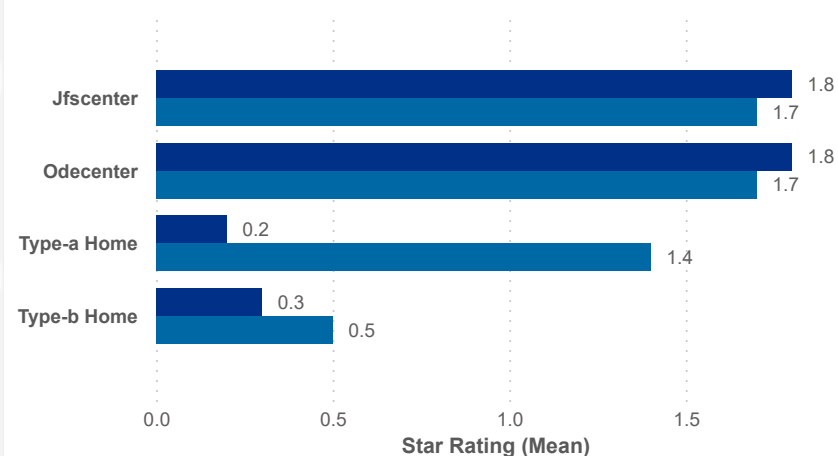
1.7

Star Rating Mean (Stayer)

1.7

Star Rating Mean

Worker status ● Leaver ● Stayer





Date: Program Type: Job Title: Teacher Age Group: Education: TEACH Status:

Position Type: Credential: TEACH Models:

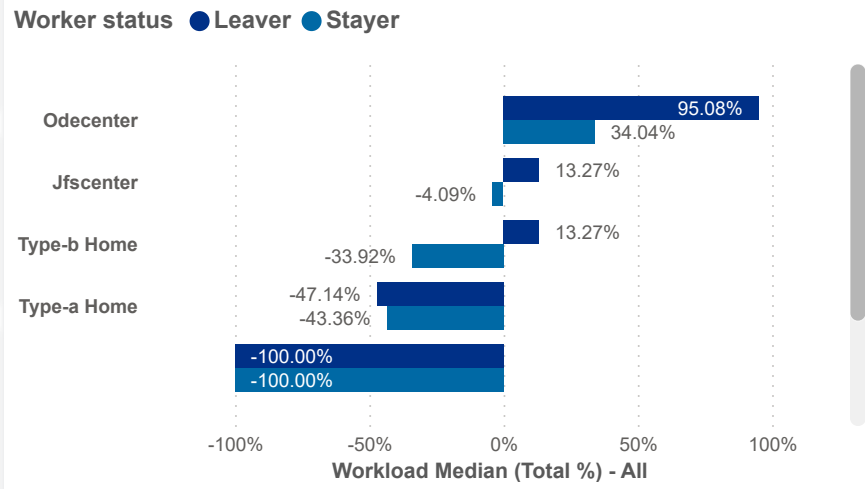
SDA>County: SUTQ Rating: Total Duration: Center Type: Publicly Funded: POWER Status:

Beale Code: Student Age Group: POWER Levels:

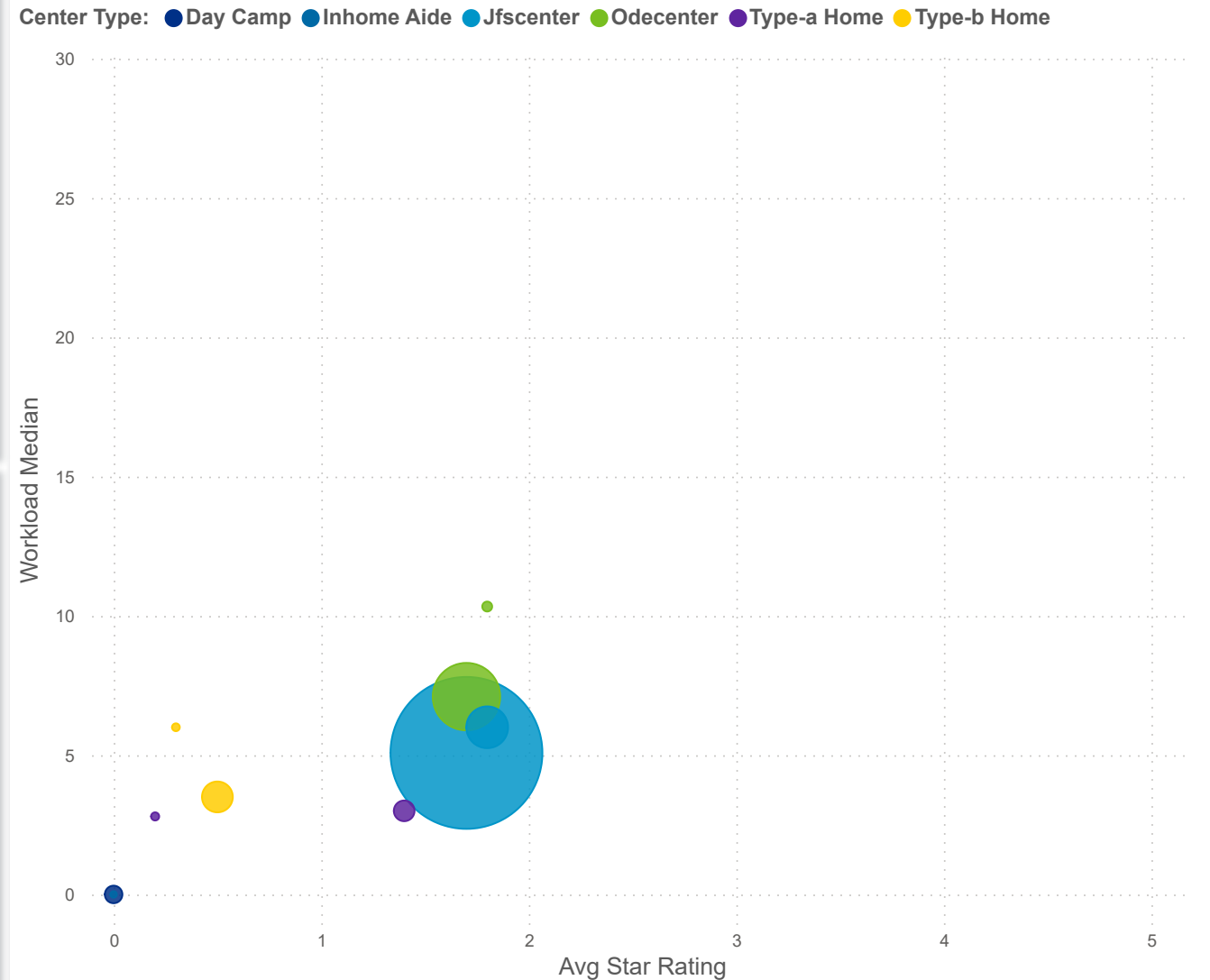
Workload Median (Total)

5.30

Workload Median (Total %)



Star Rating Mean, Workload Median, and Number of Users by Worker Status and Center Type



Workload Median (Leaver)

6.00

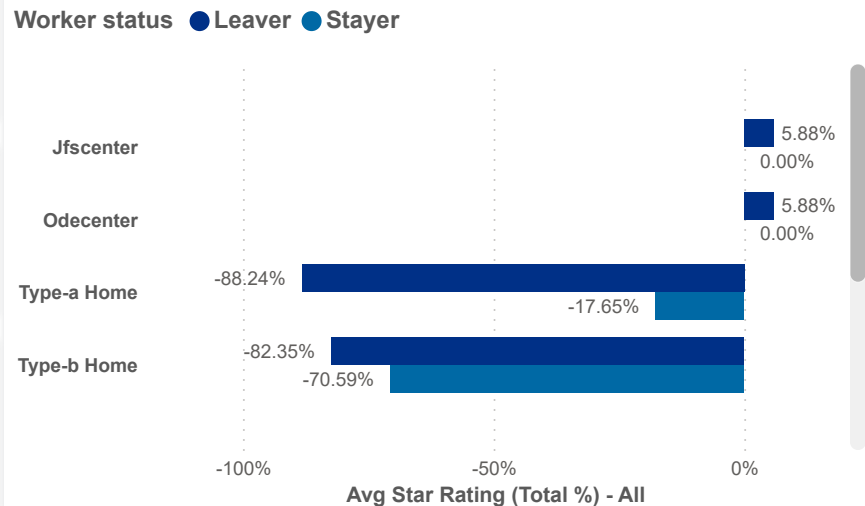
Workload Median (Stayer)

5.29

Star Rating Mean (Total)

1.7

Star Rating Mean (Total %)



Star Rating Mean (Leaver)

1.7

Star Rating Mean (Stayer)

1.7



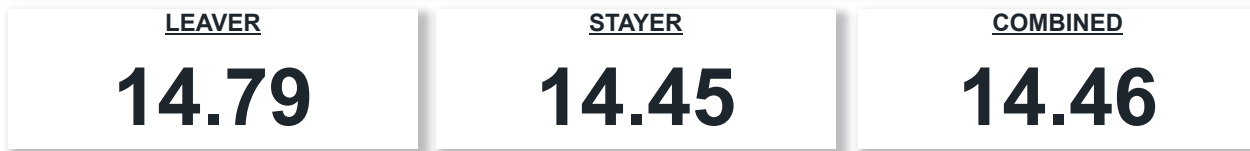
Date: 202601 | Program Type: Multiple select... | Job Title: All | Teacher Age Group: All | Education: All | TEACH Status: All

202603 | Position Type: All | SUTQ Rating: All | Total Duration: 0.00 | Center Type: All | Publicly Funded: All | TEACH Models: All

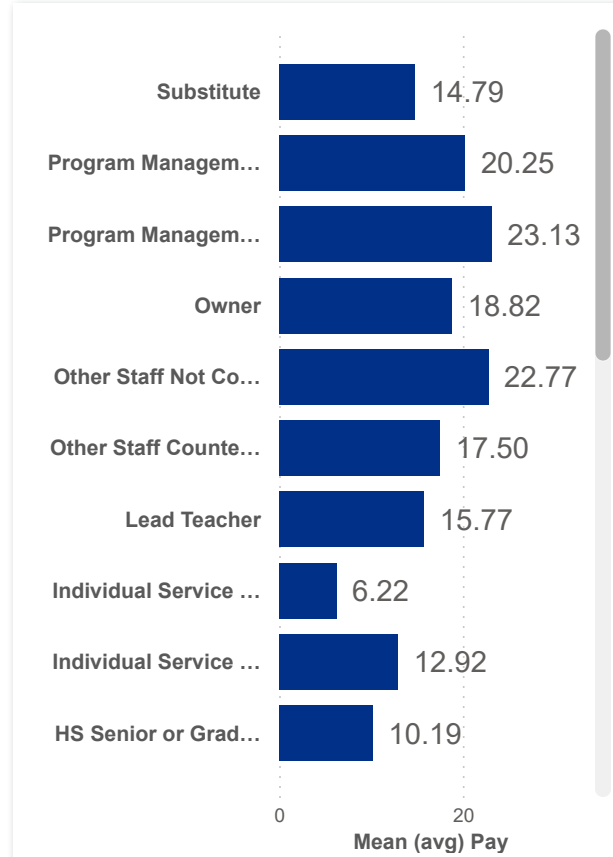
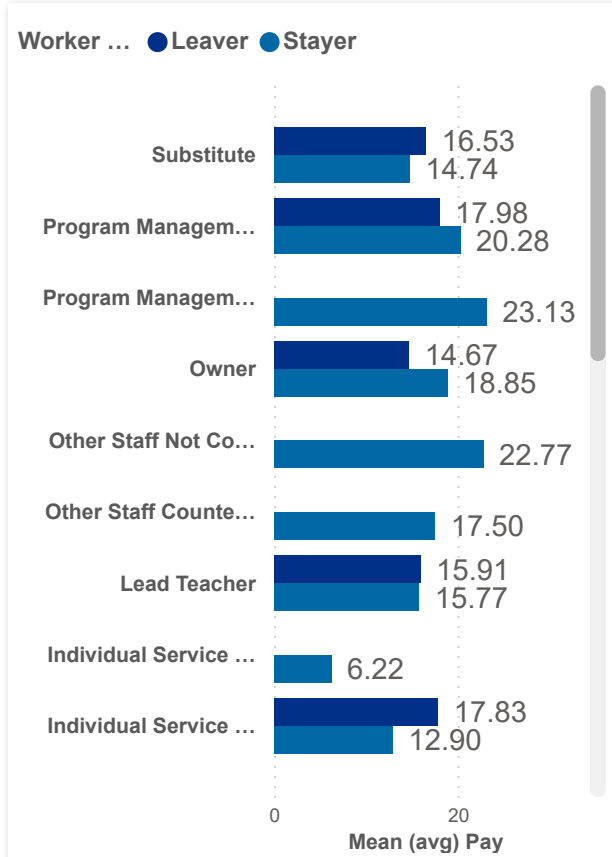
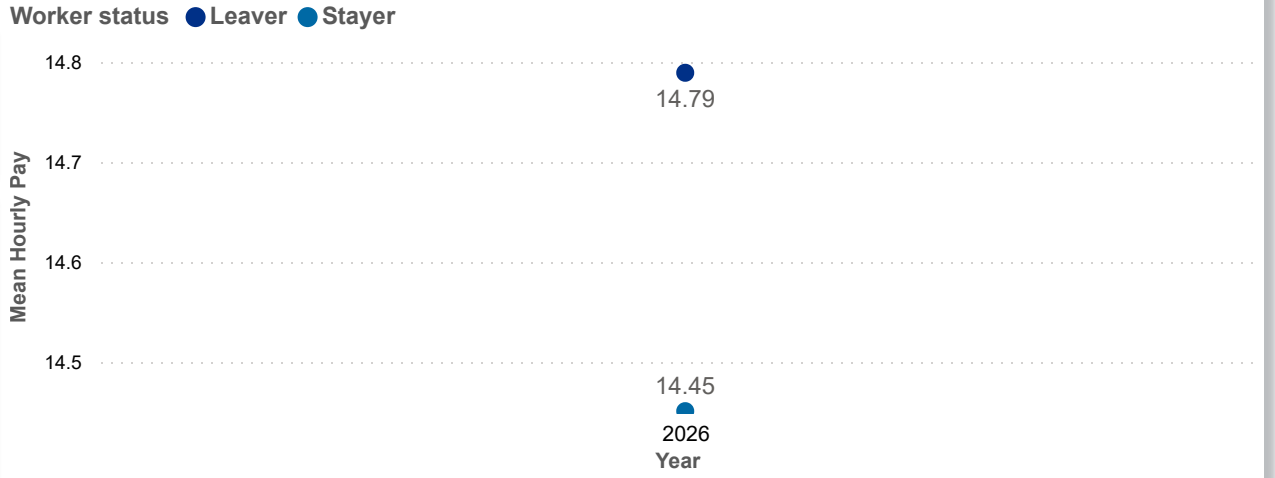
SDA>County: SDA 4 | Total Duration: 100.00 | Beale Code: All | Student Age Group: All | POWER Status: All

POWER Levels: All

PAY MEAN (USD)



Salary Mean by Year and Worker Status



Combined Salary Mean by Year and Worker Status

