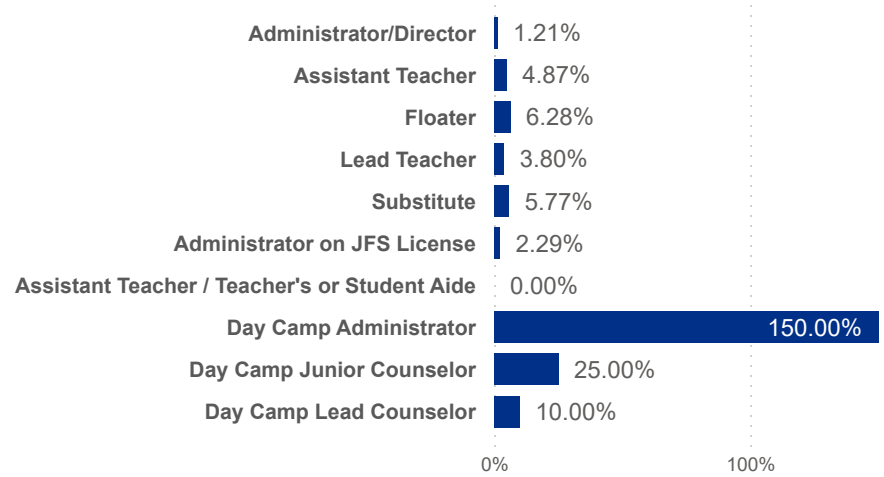




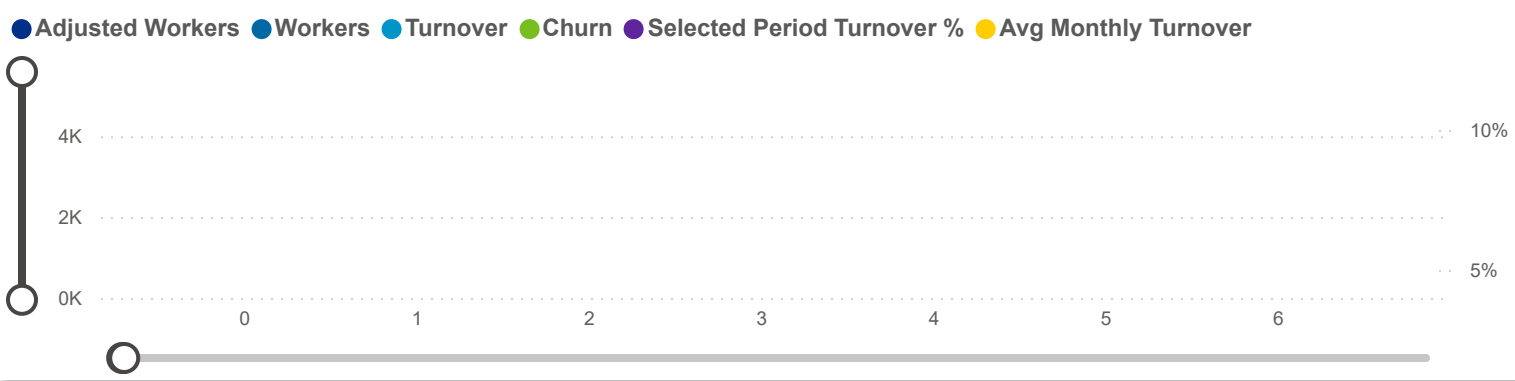
Date:  Program Type:  Job Title:  Teacher Age Group:  Education:  TEACH Status:   
 Position Type:  SUTQ Rating:  Total Duration:  Center Type:  Publicly Funded:  POWER Status:   
 SDA>County:  Total Duration:  Beale Code:  Student Age Group:  POWER Levels:

## Avg Monthly Turnover Rates by Job Title

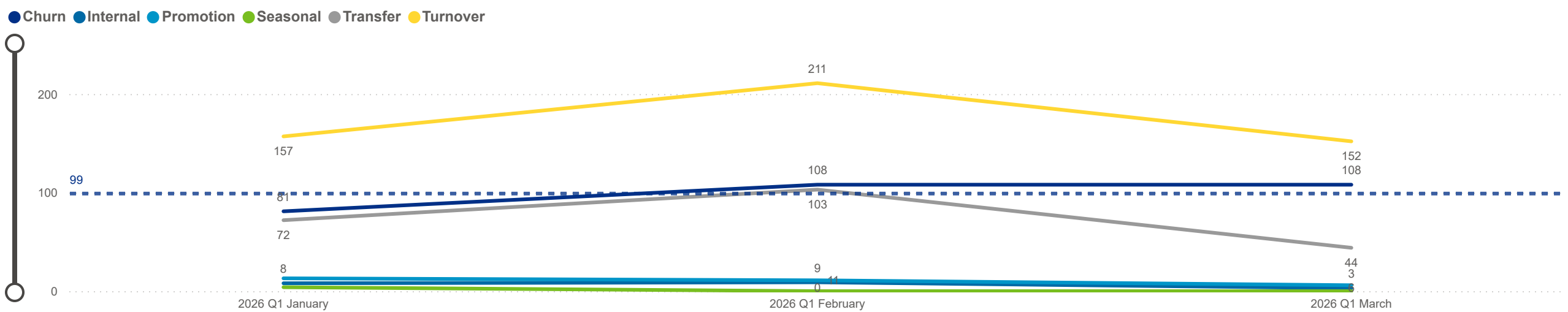


Avg Monthly Turnover	Adjusted Workers	Total Leaver	Total Stayer	Sel Period Turnover
<b>4.13%</b>	<b>4,468</b>	<b>294</b>	<b>4,174</b>	<b>11.64%</b>

## Avg Monthly Turnover and Number of Workers



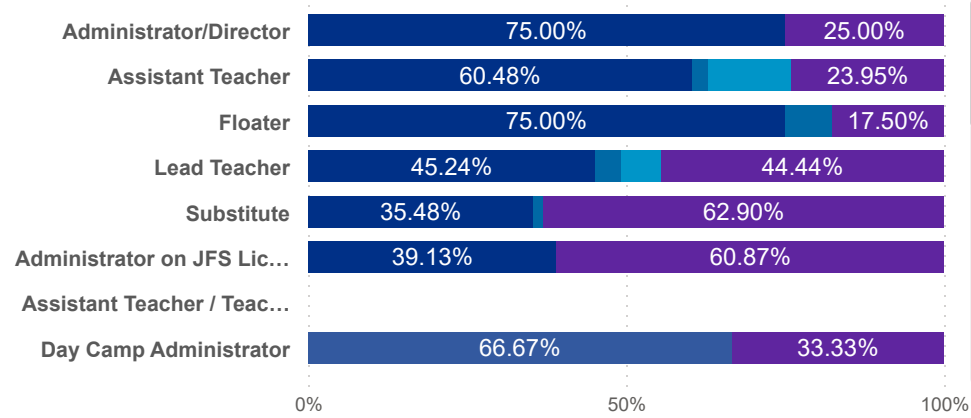
## Categorization by Time Series



Date: 202601 | Program Type: Multiple select... | Job Title: All | Teacher Age Group: All | Education: All | TEACH Status: All  
 202603 | Position Type: All | SUTQ Rating: All | Total Duration: 0.00 | Center Type: All | Publicly Funded: All | POWER Status: All  
 SDA>County: SDA 2 | Beale Code: All | Student Age Group: All | POWER Levels: All

**Job Change Reasons by Job Title**

● Churn ● Internal ● Promotion ● Seasonal ● Transfer



**Avg Monthly Churn**

**2.36%**

**Adjusted Workers**

**4,468**

**Workload Median**

**5.47**

**Pay Median USD / hr**

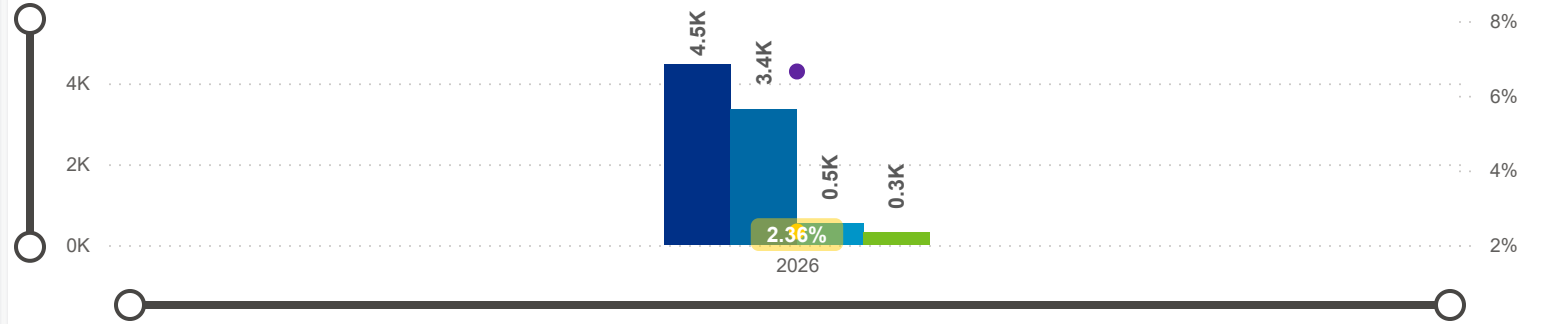
**15.25**

**Avg ECE Duration**

**6.76**

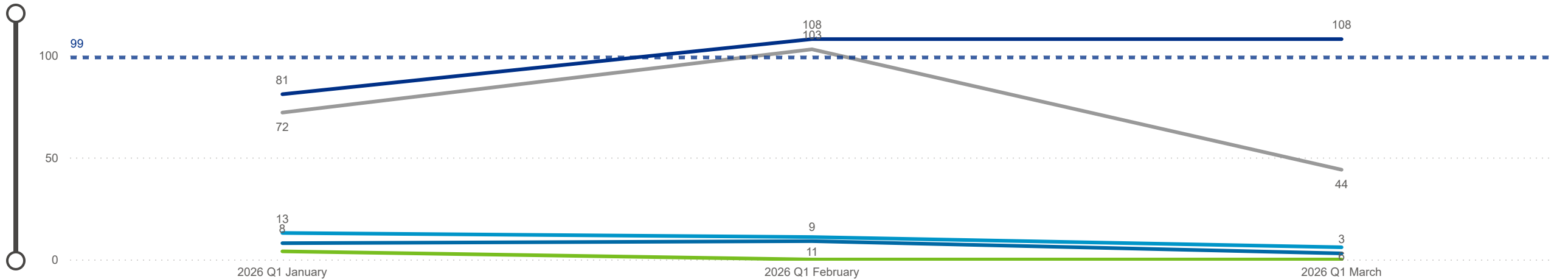
**Avg Monthly Churn and Number of Workers**

● Adjusted Workers ● Workers ● Turnover ● Churn ● Selected Period Churn % ● Avg Monthly Churn




**Categorization by Time Series**

● Churn ● Internal ● Promotion ● Seasonal ● Transfer

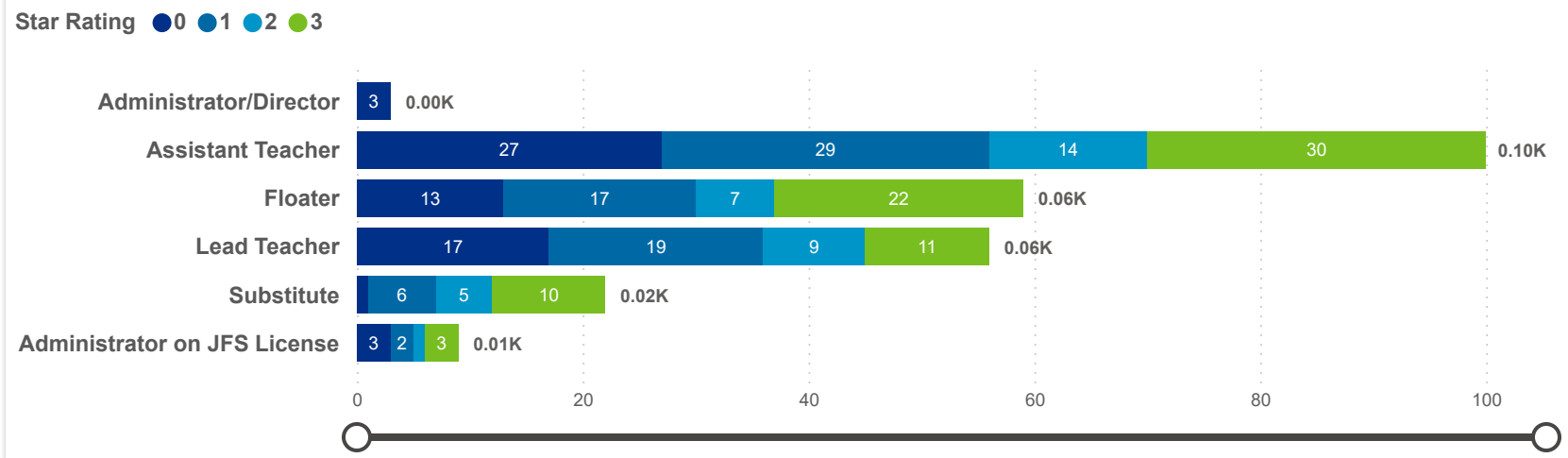


Date: 202601 | Program Type: Multiple select... | Job Title: All | Teacher Age Group: All | Education: All | TEACH Status: All  
 202603 | Position Type: All | SUTQ Rating: All | Total Duration: 0.00 | Center Type: All | Publicly Funded: All | POWER Status: All  
 SDA>County: SDA 2 | Beale Code: All | Student Age Group: All | POWER Levels: All



<b>ADJUSTED WORKERS</b>	<b>TOTAL LEAVER</b>	<b>TOTAL STAYER</b>	<b>SELECTED PERIOD CHURN %</b>
<b>4,468</b>	<b>294</b>	<b>4,174</b>	<b>6.58%</b>

**Leaver by Job Title and Star Rating**



County	Adjusted Workers	Workers	Workers %	Total Leaver	Total Stayer	Selected Period Churn %	Stayer %	Avg Monthly Churn	Selected Period Turnover %	Avg Monthly Turnover	Workload Median	Avg Star Rating
Seneca OH	254	210	6.26%	16	238	6.30%	93.70%	2.21%	8.27%	2.90%	5.04	2.17
Lorain OH	2,794	2,115	63.06%	183	2,611	6.55%	93.45%	2.37%	11.99%	4.27%	5.63	1.60
Huron OH	343	278	8.29%	7	336	2.04%	97.96%	0.69%	3.79%	1.29%	4.59	1.48
Sandusky OH	582	415	12.37%	53	529	9.11%	90.89%	3.25%	12.37%	4.41%	4.80	1.34
Erie OH	498	363	10.82%	35	463	7.03%	92.97%	2.55%	15.86%	5.76%	6.00	1.10
<b>Total</b>	<b>4,468</b>	<b>3,354</b>	<b>100.00%</b>	<b>294</b>	<b>4,174</b>	<b>6.58%</b>	<b>93.42%</b>	<b>2.36%</b>	<b>11.64%</b>	<b>4.13%</b>	<b>5.47</b>	<b>1.53</b>

©2026 TomTom Feedback

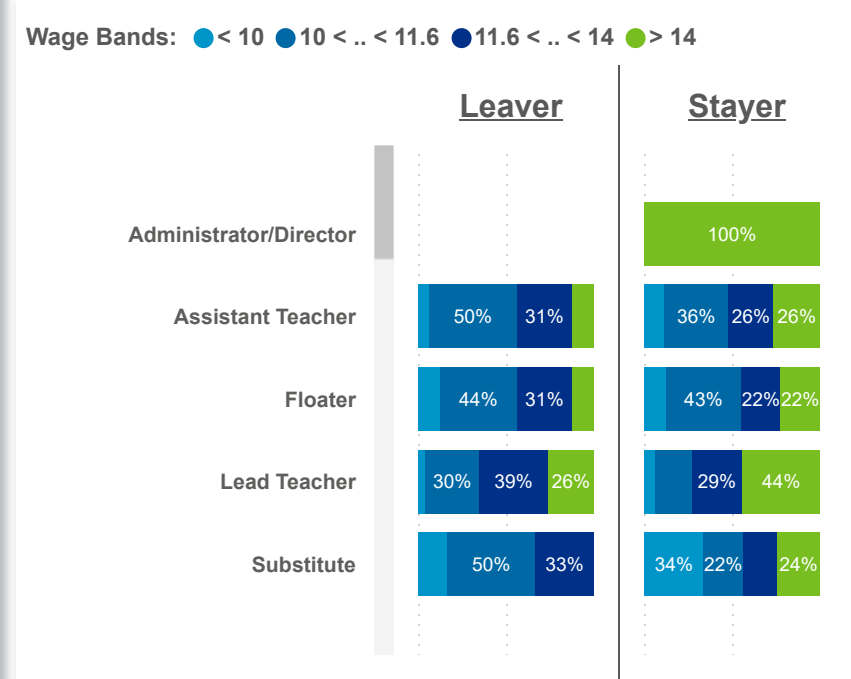
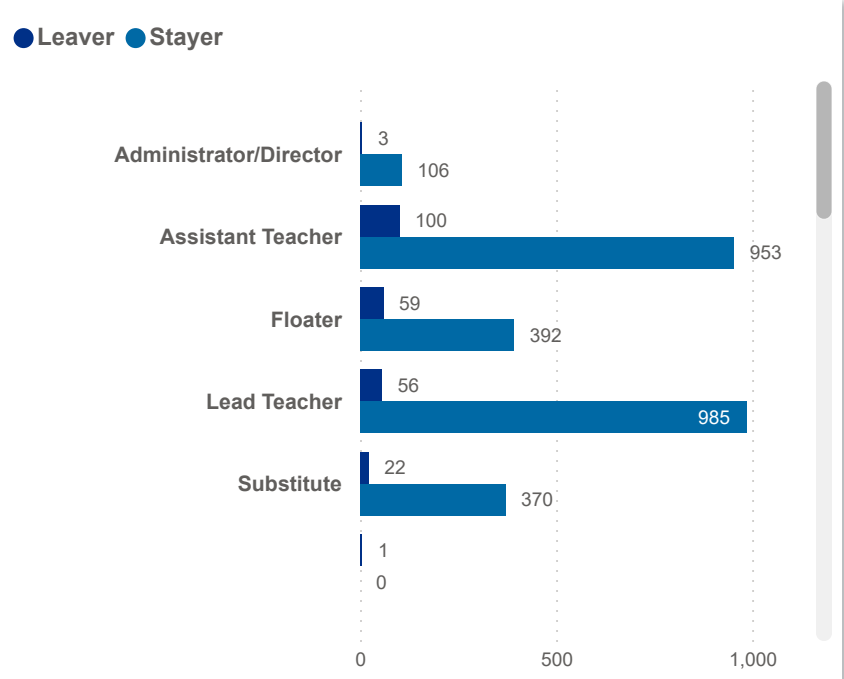
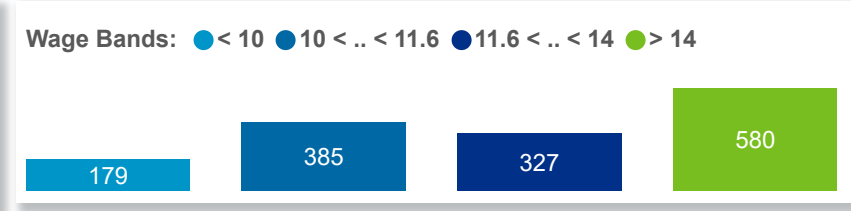
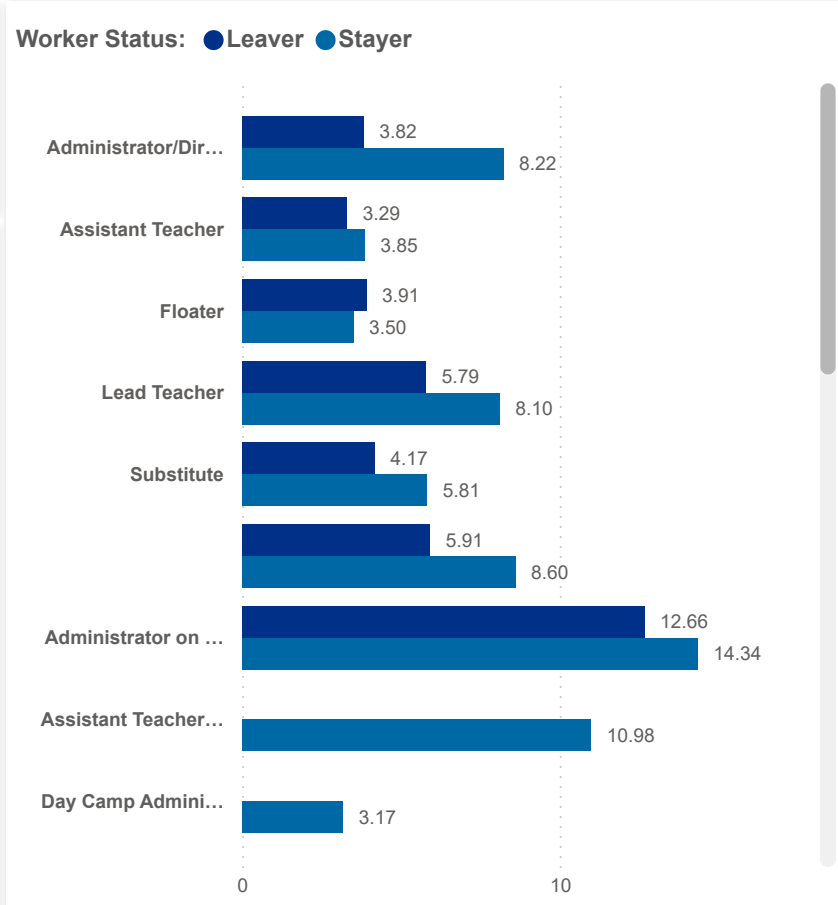
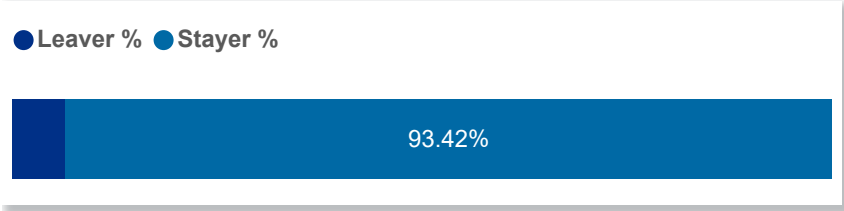


Date:  Program Type: 
 Job Title:  Teacher Age Group:  Education:  TEACH Status:

Date:  Position Type: 
 SUTQ Rating:  Total Duration:  Center Type:  Publicly Funded:  POWER Status:

SDA>County: 
 Total Duration:  Beale Code:  Student Age Group:  POWER Levels:

NUMBER OF WORKERS		AVG ECE DURATION (In Years)		HOURLY WAGE BANDS (USD)	
TOTAL LEAVER	TOTAL STAYER	LEAVER	STAYER	LEAVER (Hourly Wage MED)	STAYER (Hourly Wage MED)
<b>294</b>	<b>4,174</b>	<b>4.52</b>	<b>6.82</b>	<b>14.75</b>	<b>15.30</b>





Date:  Program Type:  Job Title:  Teacher Age Group:  Education:  TEACH Status:

Position Type:  SUTQ Rating:  Total Duration:  Center Type:  Publicly Funded:  POWER Status:

SDA>County:  Beale Code:  Student Age Group:  POWER Levels:

### NUMBER OF WORKERS

### AVG ECE DURATION (In Years)

### HOURLY WAGE BANDS (USD)

LEAVER

STAYER

# 6.58%

# 93.42%

LEAVER

STAYER

# 4.52

# 6.82

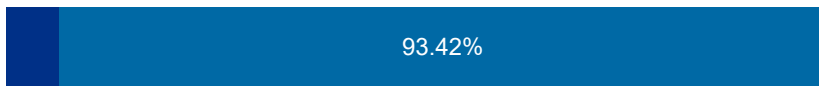
LEAVER (Hourly Wage MED)

STAYER (Hourly Wage MED)

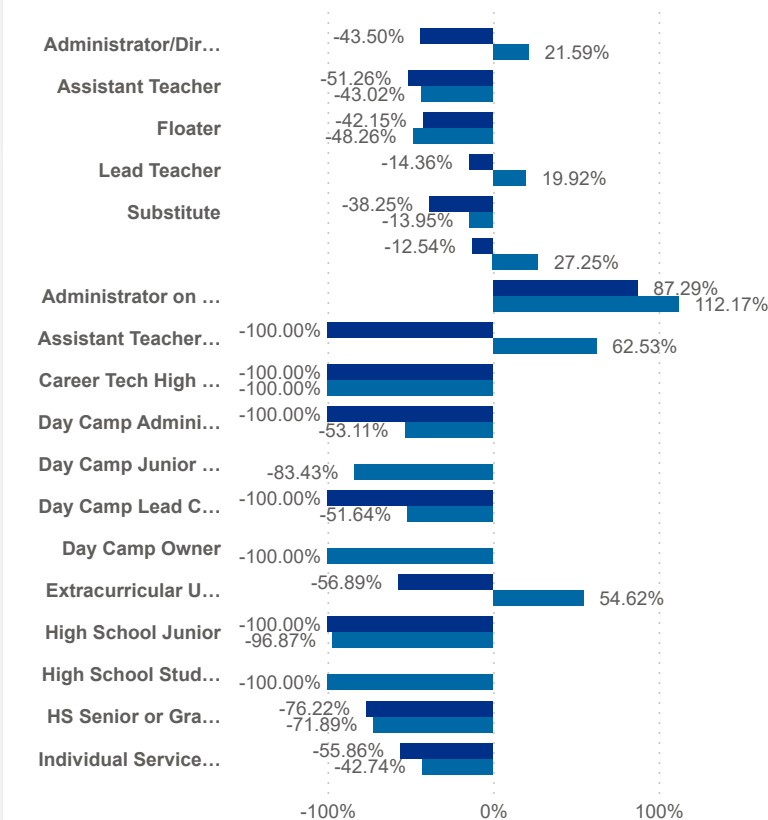
# 14.75

# 15.30

Leaver % Stayer %



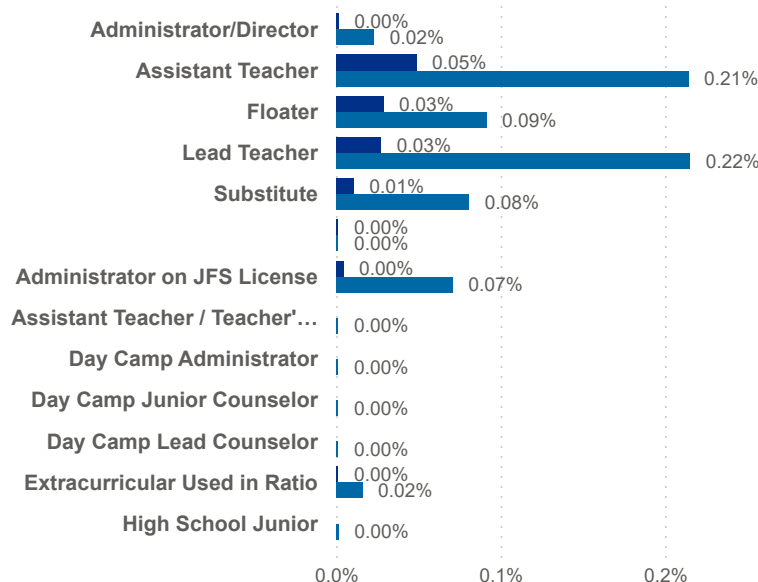
Worker Status: Leaver Stayer



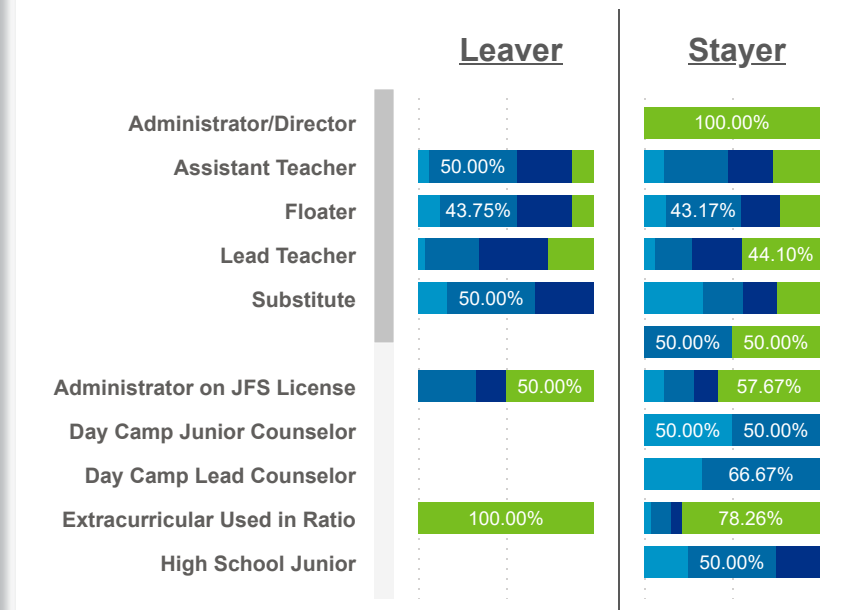
Wage Bands: < 10 10 < .. < 11.6 11.6 < .. < 14 > 14



Worker Status: Leaver Stayer



Wage Bands: < 10 10 < .. < 11.6 11.6 < .. < 14 > 14





Date:  Program Type: 
 Job Title:  Teacher Age Group:  Education:  TEACH Status:

Position Type: 
 SUTQ Rating:  Total Duration:  Center Type:  Publicly Funded:  POWER Status:

SDA>County: 
 Beale Code:  Student Age Group:  POWER Levels:

### LEAVER (Avg Career Duration)

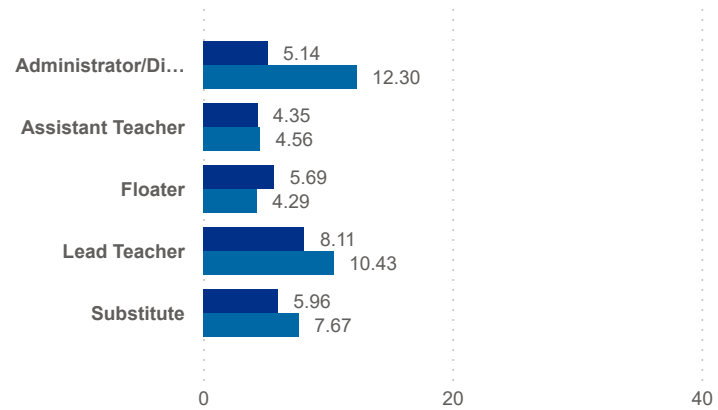
# 6.54

### STAYER (Avg Career Duration)

# 10.02

## Avg Career Duration by Job Title

Worker Status:  Leaver  Stayer



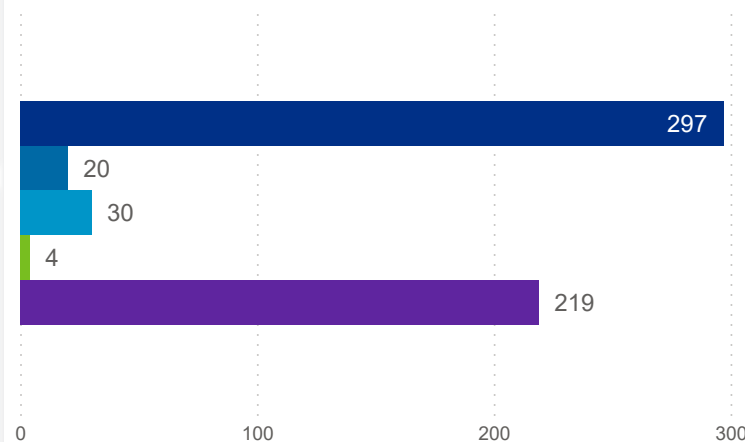
County	Job Title	Longest Serving Profile	\$ / hr	Seniority	Workload	Star Rating (Mea
Erie	Administrator/Director	1.49		Early	7.50	
Huron	Administrator/Director	0.90		Early	5.12	
Lorain	Administrator/Director	1.77		Early	6.50	
Sandusky	Administrator/Director	1.34		Early	6.71	
Seneca	Administrator/Director	2.29		Early	4.83	
Huron	Administrator/Director	4.42	19.49	Early	5.80	
Huron	Administrator/Director	3.50	30.00	Early	5.50	
Erie	Administrator/Director	6.67		Mid	7.50	
Huron	Administrator/Director	3.59		Mid	4.54	
Lorain	Administrator/Director	4.64		Mid	5.41	
Sandusky	Administrator/Director	0.42		Mid	3.69	

### TOTAL STAYER

# 4,174

## Turnover Reasons

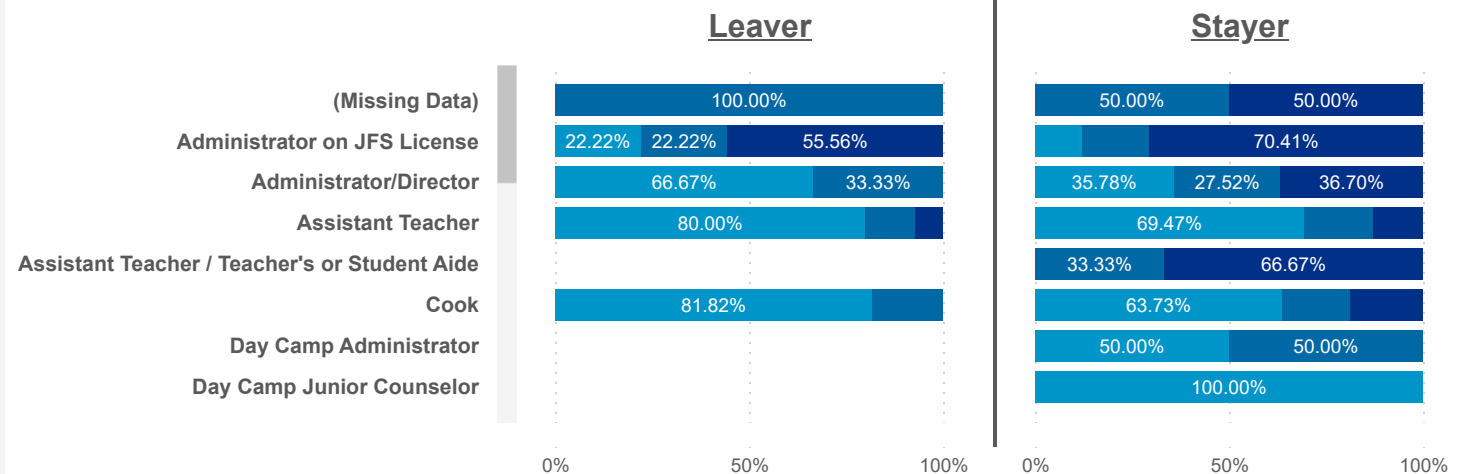
Churn Internal Promotion Seasonal Transfer



### STAYER (Promotion)

# 30

Seniority:  Early  Mid  Senior





Date:  Program Type: 
 Job Title:  Teacher Age Group:  Education:  TEACH Status:

Date:  Position Type: 
 SUTQ Rating:  Total Duration:  Center Type:  Publicly Funded:  POWER Status:

SDA>County:  Beale Code:  Student Age Group:  POWER Levels:

### LEAVER (Avg Career Duration)

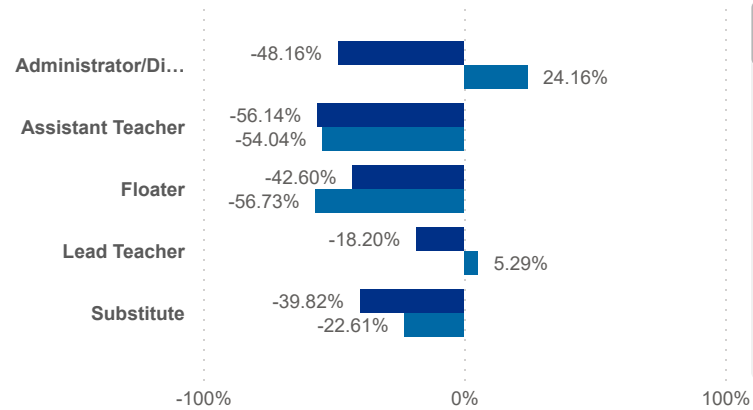
# 6.54

### STAYER (Avg Career Duration)

# 10.02

## Avg Career Duration by Job Title vs Mean

Worker Status: ● Leaver ● Stayer



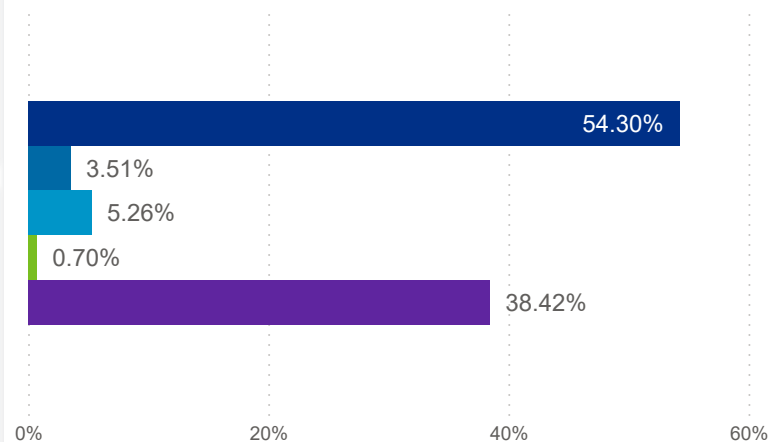
County	Job Title	Longest Serving Profile	\$ / hr	Seniority	Workload	Star Rating (mean)
Huron	Lead Teacher	0.01	19.68	Senior	2.47	2.0
Sandusky	Individual Service Provider Used in Ratio	0.01	28.50	Early	5.07	3.0
Lorain	Lead Teacher	0.02	16.98	Senior	7.00	1.0
Lorain	Floater	0.03	14.70	Early	7.00	1.0
Sandusky	Administrator on JFS License	0.03		Early	1.82	3.0
Sandusky	Lead Teacher	0.05	15.50	Early	5.07	3.0
Lorain	Assistant Teacher	0.05	16.50	Mid	3.73	2.0
Lorain	High School Junior	0.05	13.00	Early	3.73	2.0
Lorain	High School Junior	0.05	15.00	Early	1.88	3.0
Lorain	Other Staff Counted In Ratio	0.05	15.20	Early	8.38	3.0
Lorain	Administrator on JFS License	0.06	26.44	Senior	14.55	0.0

### TOTAL STAYER

# 4,174

## Turnover Reasons

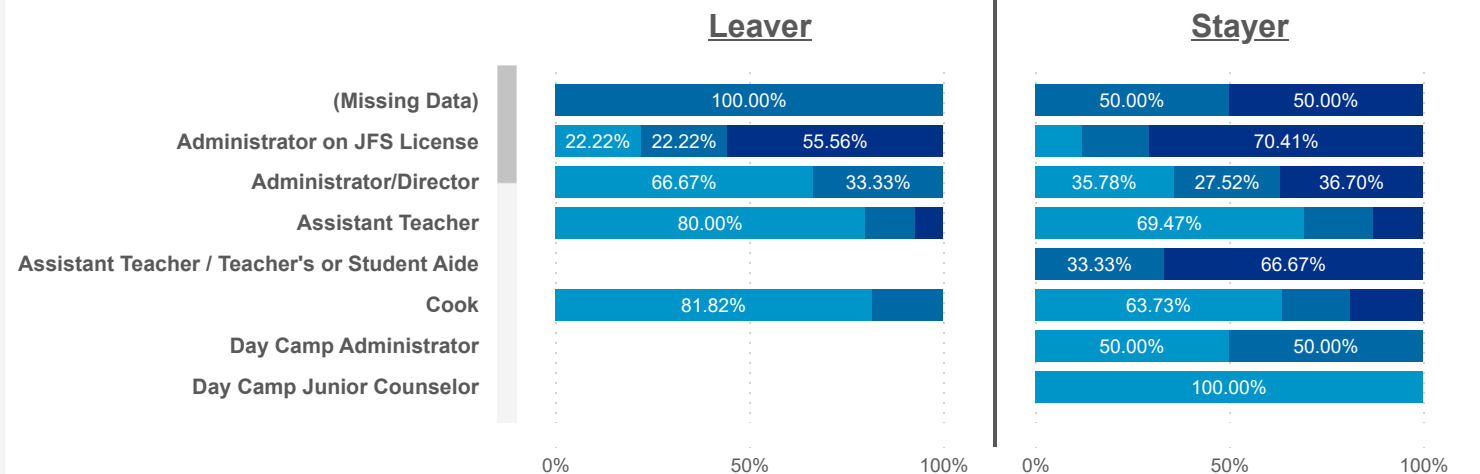
● Churn ● Internal ● Promotion ● Seasonal ● Transfer



### STAYER (Promotion)

# 30

Seniority: ● Early ● Mid ● Senior





Date:  Program Type: 
 Job Title:  Teacher Age Group:  Education:  TEACH Status:

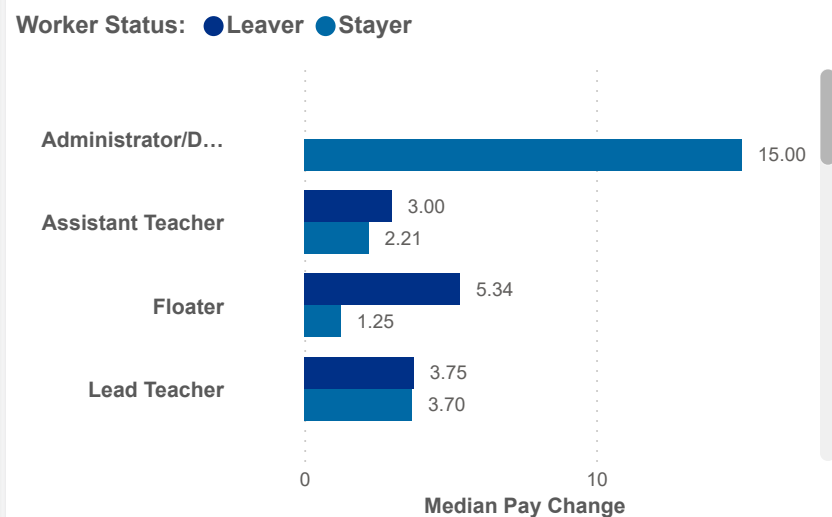
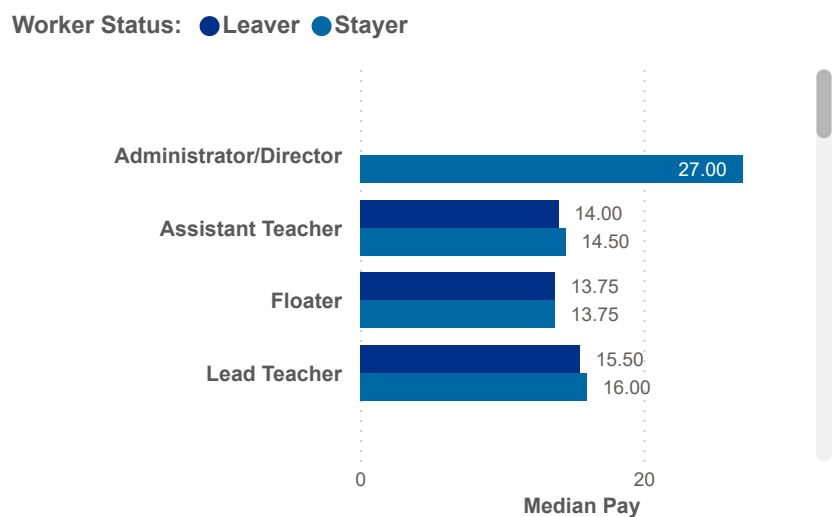
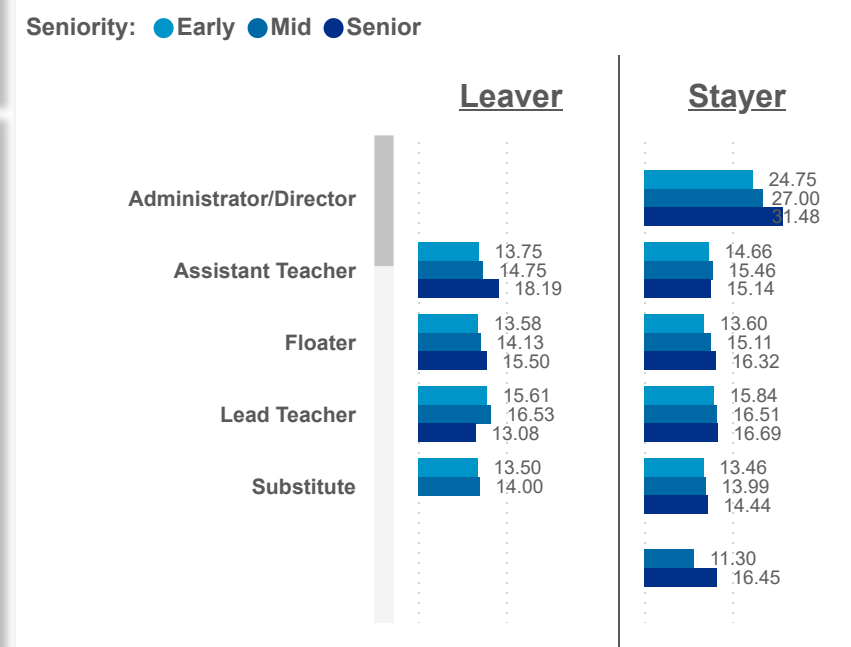
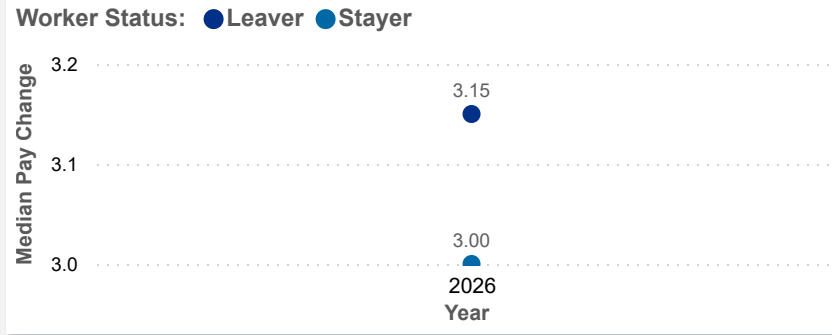
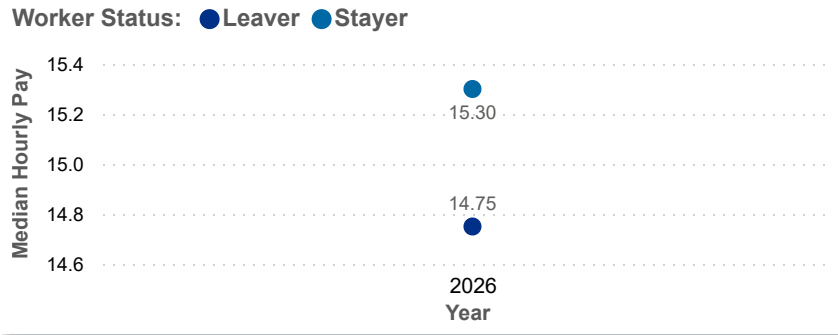
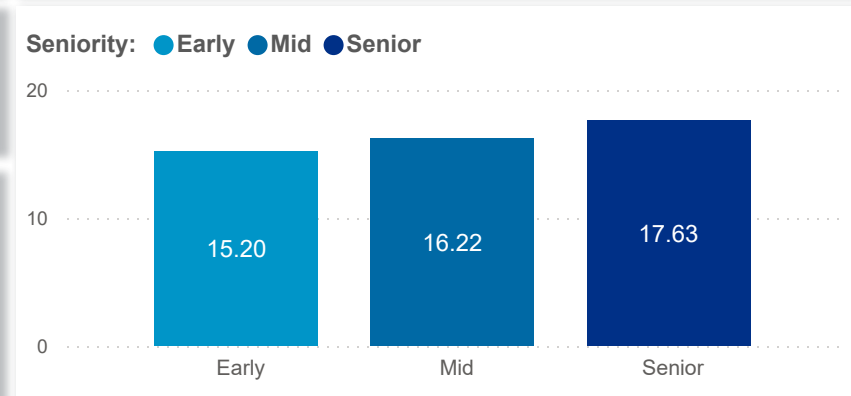

Date:  Position Type: 
 SUTQ Rating:  Total Duration:  Center Type:  Publicly Funded:  POWER Status:

SDA>County:  Total Duration:  Beale Code:  Student Age Group:  POWER Levels:

### PAY MEDIAN (USD)

### PAY PROGRESSION (USD)

### PAY & CAREER SENIORITY (USD)



Date: 202601 | Program Type: Multiple select... | Job Title: All | Teacher Age Group: All | Education: All | TEACH Status: All  
 202603 | Position Type: All | SUTQ Rating: All | Total Duration: 0.00 | Center Type: All | Publicly Funded: All | POWER Status: All  
 SDA>County: SDA 2 | Beale Code: All | Student Age Group: All | POWER Levels: All

PAY MEDIAN (USD)

PAY PROGRESSION (USD)

PAY & CAREER SENIORITY (USD)

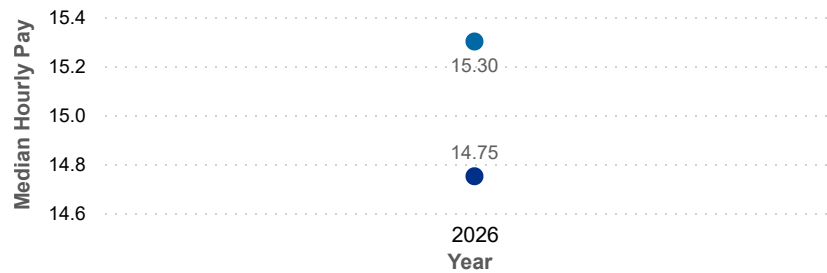
**LEAVER**  
14.75

**STAYER**  
15.30


**LEAVER**  
1.50

**STAYER**  
0.81

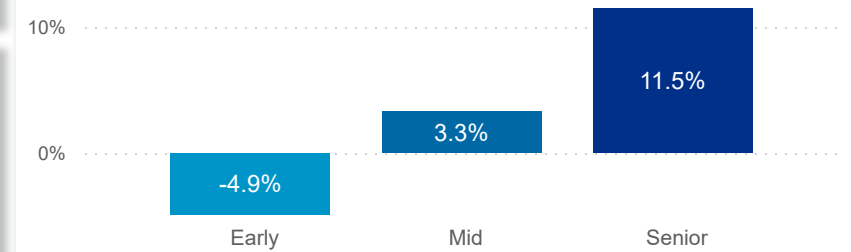
Worker Status: ● Leaver ● Stayer



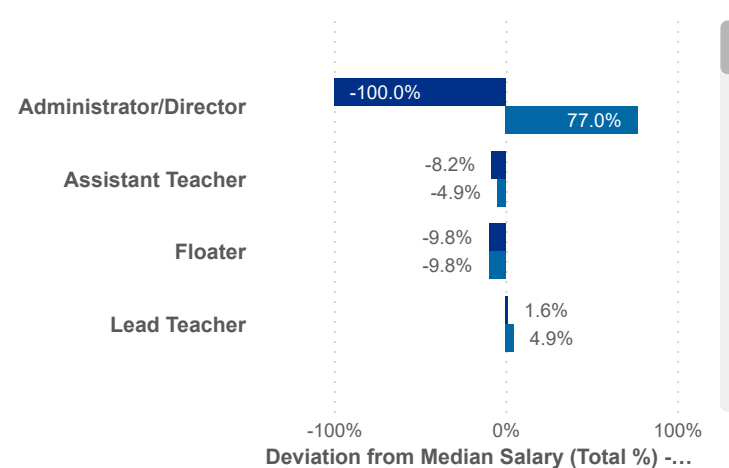
Worker Status: ● Leaver ● Stayer



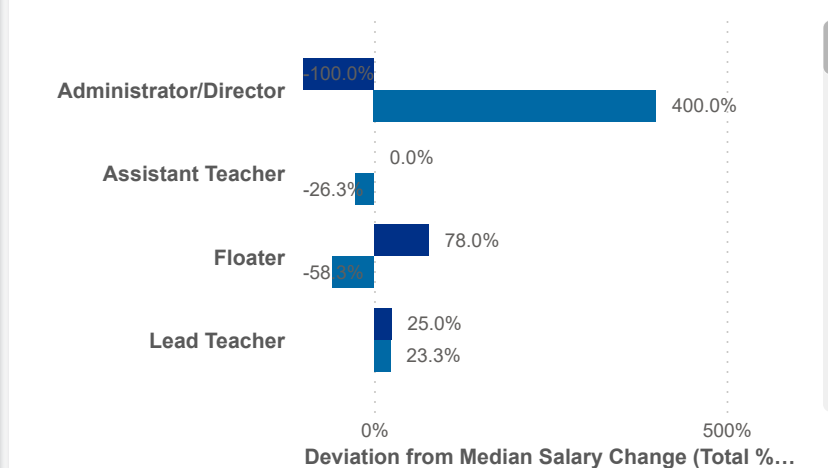
Seniority: ● Early ● Mid ● Senior



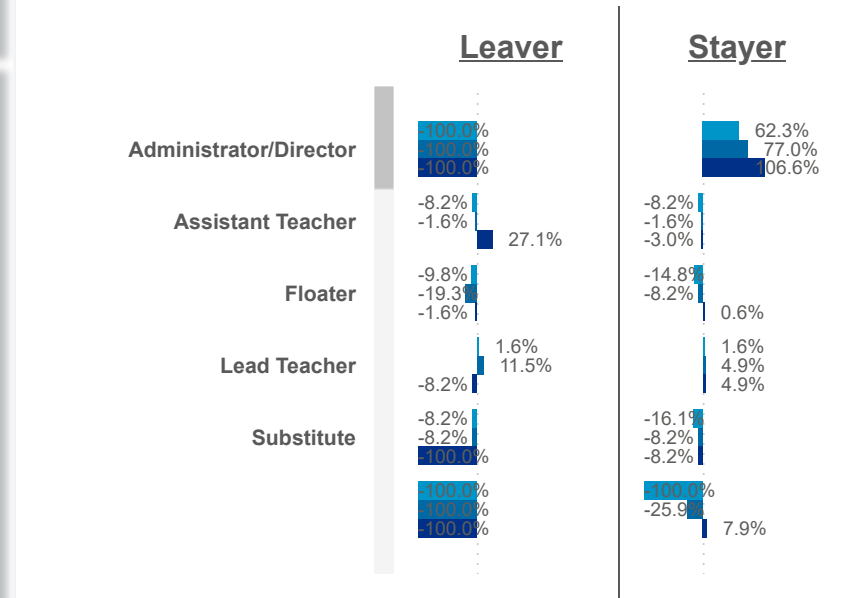
Worker Status: ● Leaver ● Stayer



Worker Status: ● Leaver ● Stayer



Seniority: ● Early ● Mid ● Senior





Date:  Program Type: 
 Job Title:  Teacher Age Group:  Education:  TEACH Status:

Position Type: 
 SUTQ Rating:  Total Duration:  Center Type:  Publicly Funded:  POWER Status:

SDA>County: 
 Beale Code:  Student Age Group:  Total Duration:  POWER Levels:

### Workload Median (Total)

# 5.47

### Workload Median (Leaver)

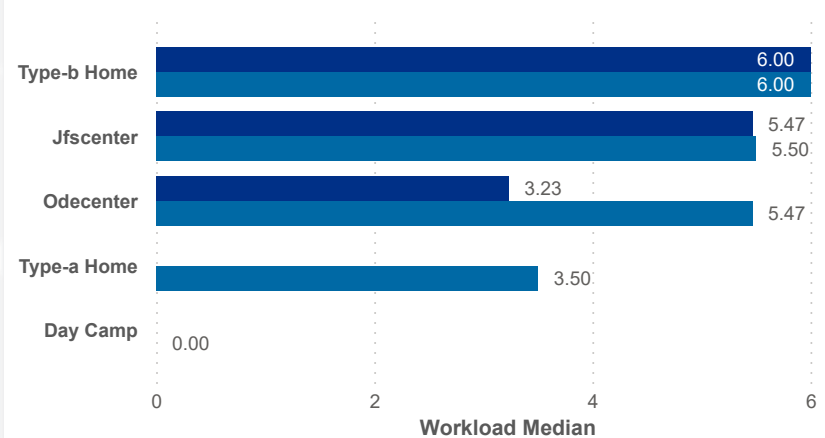
# 5.45

### Workload Median (Stayer)

# 5.47

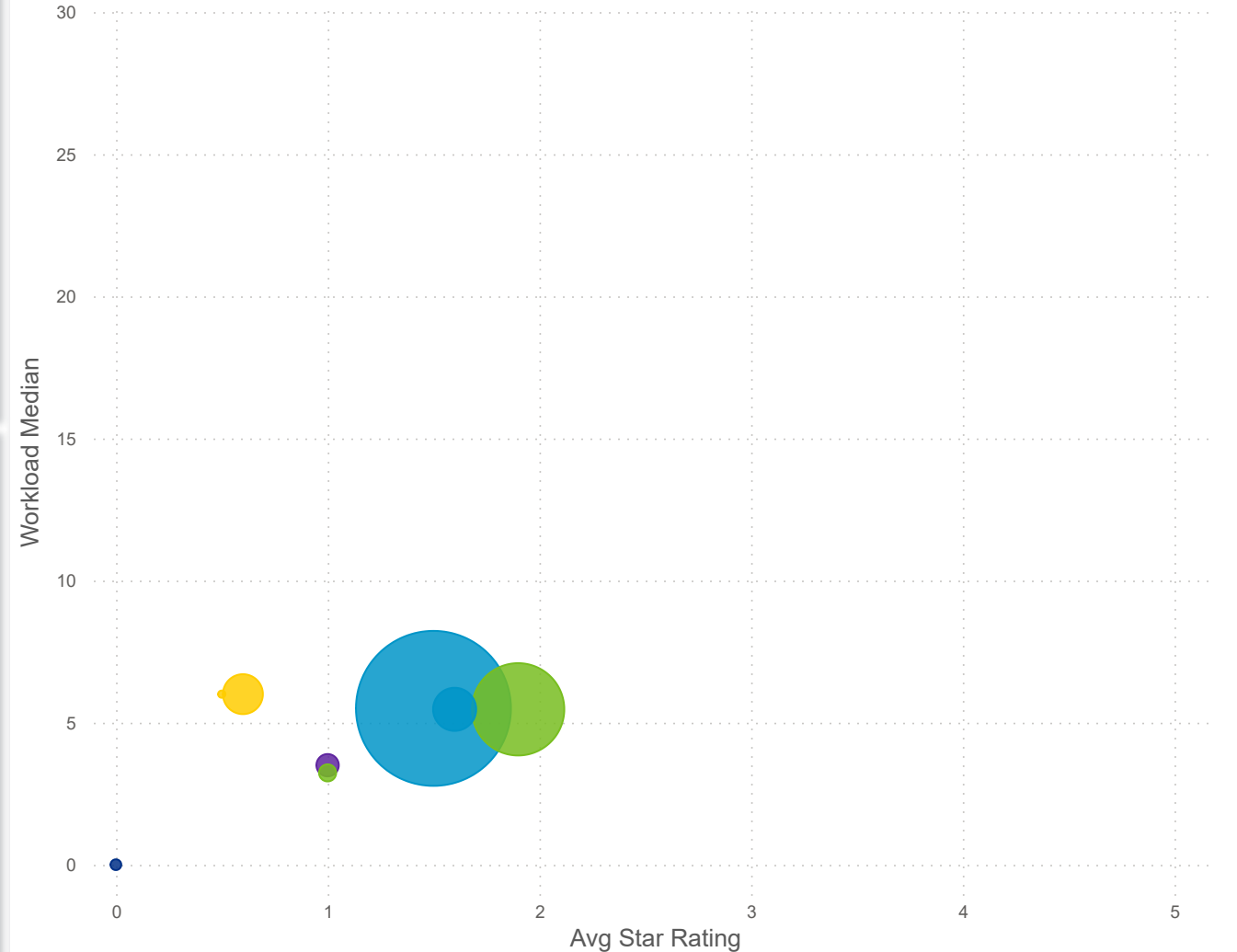
### Workload Median

Worker status ● Leaver ● Stayer



### Star Rating Mean, Workload Median, and Number of Users by Worker Status and Center Type

Center Type: ● Day Camp ● Jfscenter ● Odecenter ● Type-a Home ● Type-b Home

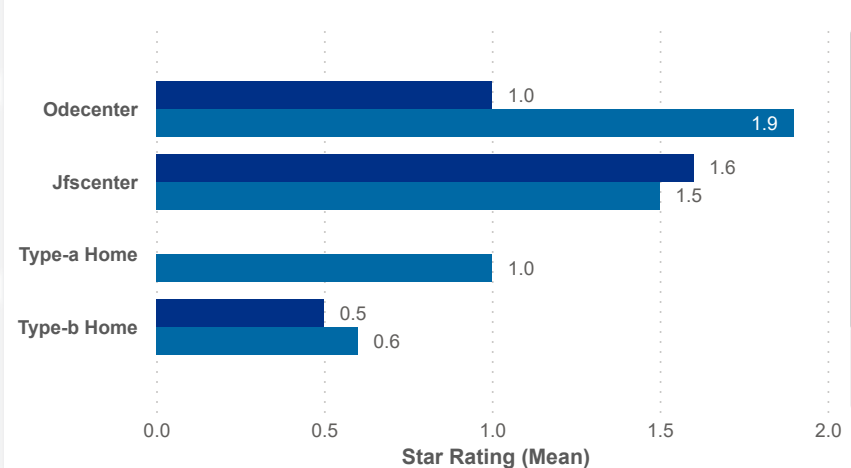


### Star Rating Mean (Total)

# 1.5

### Star Rating Mean

Worker status ● Leaver ● Stayer



### Star Rating Mean (Leaver)

# 1.5

### Star Rating Mean (Stayer)

# 1.5



Date:  Program Type: 
 Job Title:  Teacher Age Group:  Education:  TEACH Status:

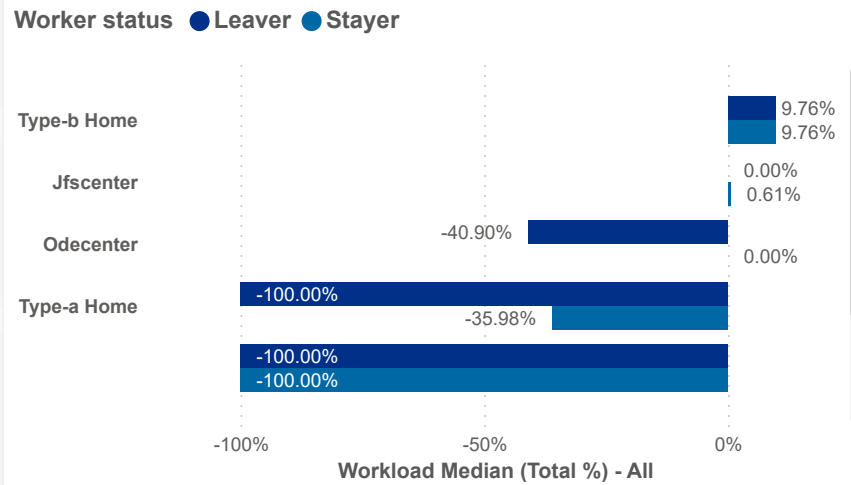
Position Type: 
 SUTQ Rating:  Total Duration: 
 Center Type:  Publicly Funded:  POWER Status:

SDA>County: 
 Beale Code:  Student Age Group:  POWER Levels:

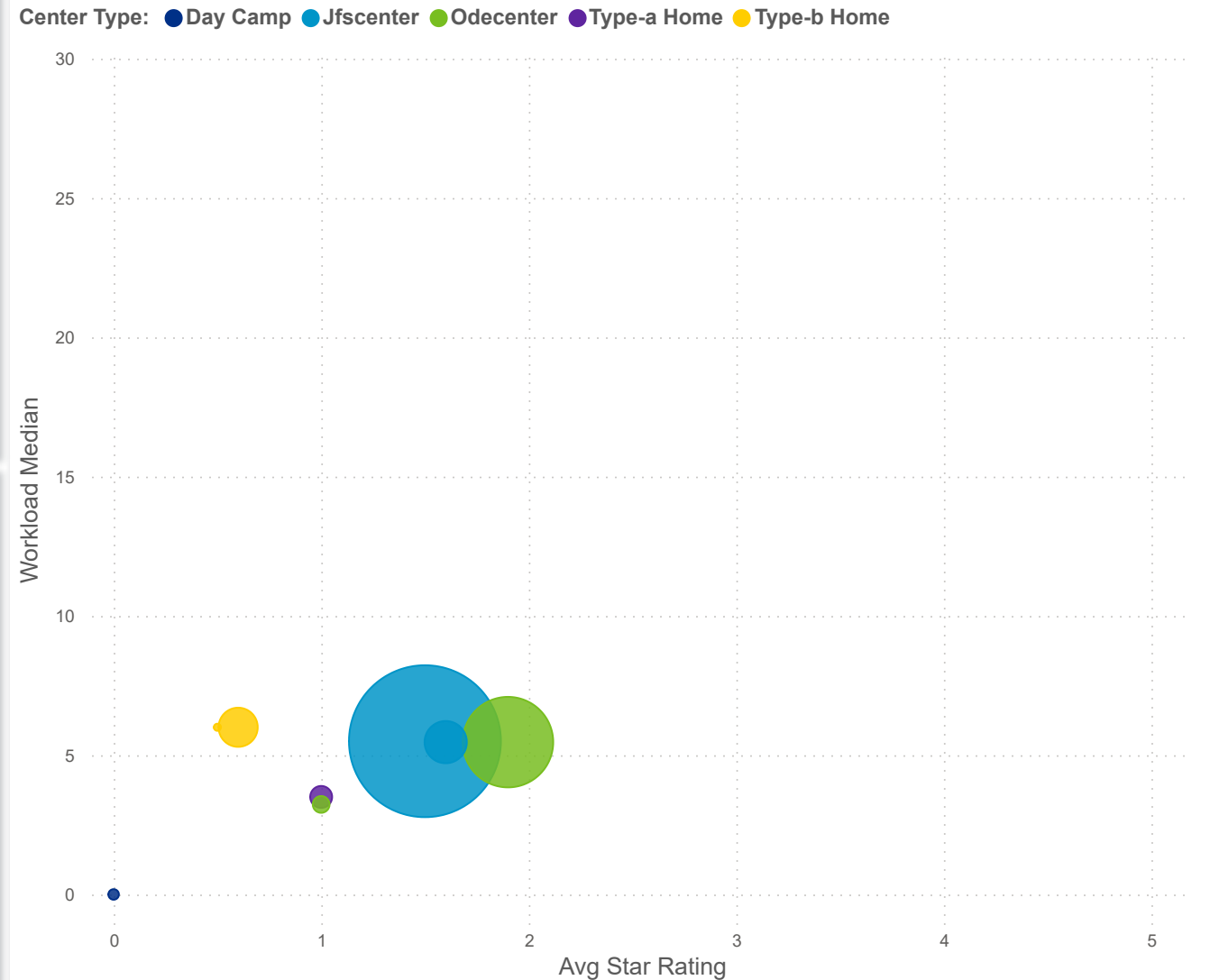
### Workload Median (Total)

# 5.47

### Workload Median (Total %)



### Star Rating Mean, Workload Median, and Number of Users by Worker Status and Center Type



### Workload Median (Leaver)

# 5.45

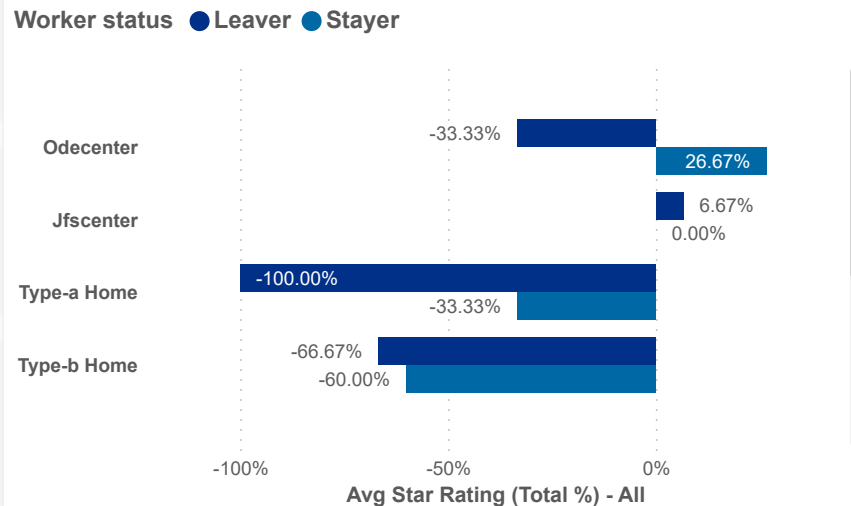
### Workload Median (Stayer)

# 5.47

### Star Rating Mean (Total)

# 1.5

### Star Rating Mean (Total %)



### Star Rating Mean (Leaver)

# 1.5

### Star Rating Mean (Stayer)

# 1.5



Date:  Program Type: 
 Job Title:  Teacher Age Group:  Education:  TEACH Status:

Date:  Position Type: 
 SUTQ Rating:  Total Duration:  Center Type:  Publicly Funded:  POWER Status:

SDA>County:  Beale Code:  Student Age Group:  POWER Levels:

## PAY MEAN (USD)

**LEAVER**

**15.09**

**STAYER**


**16.37**

**COMBINED**

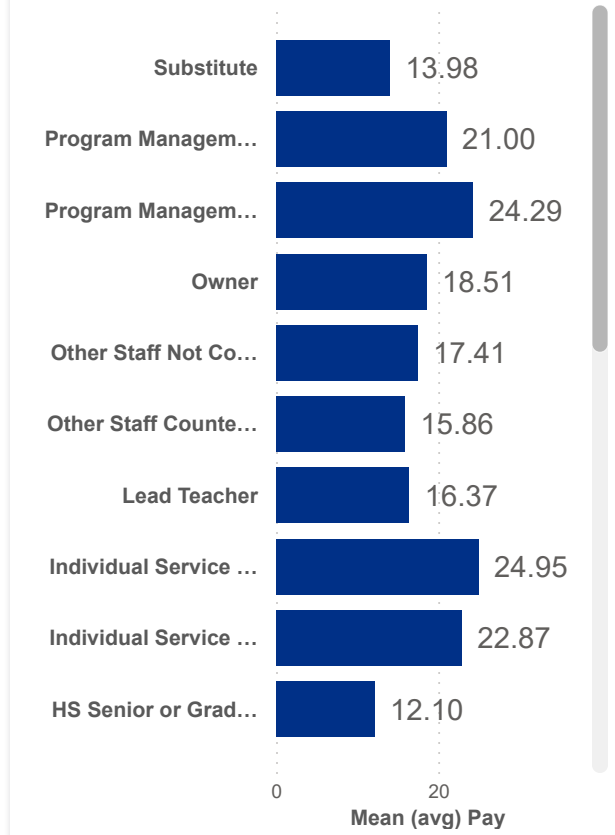
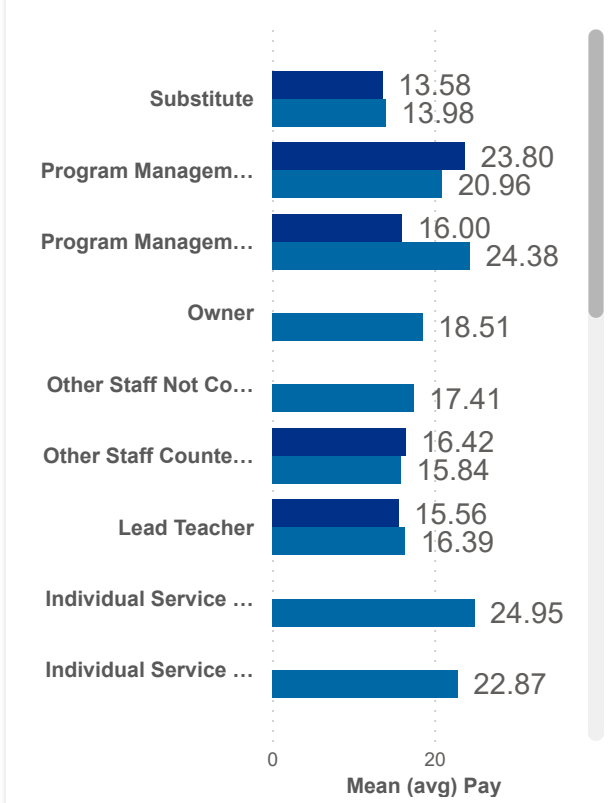
**16.35**

## Salary Mean by Year and Worker Status

Worker status ● Leaver ● Stayer



Worker ... ● Leaver ● Stayer



## Combined Salary Mean by Year and Worker Status

