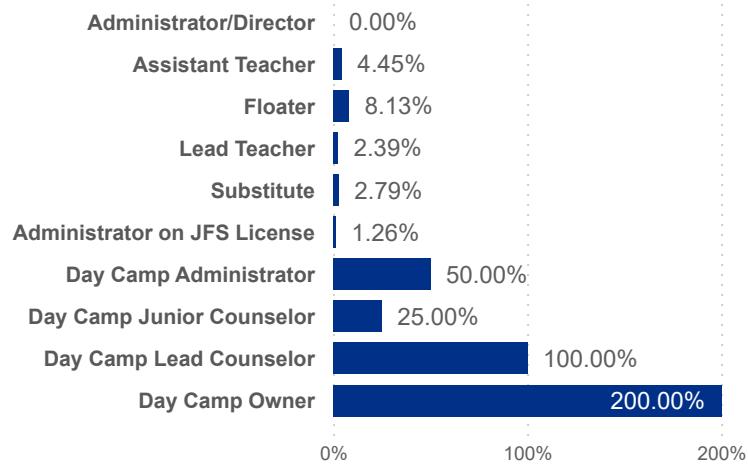




Date:  Program Type:  Job Title:  Teacher Age Group:  Education:  TEACH Status:   
 Position Type:  SUTQ Rating:  Total Duration:  Center Type:  Publicly Funded:  POWER Status:   
 SDA>County:  Total Duration:  Beale Code:  Student Age Group:  POWER Levels:

## Avg Monthly Turnover Rates by Job Title



### Avg Monthly Turnover

**3.44%**

### Adjusted Workers

**1,909**

### Total Leaver

**139**

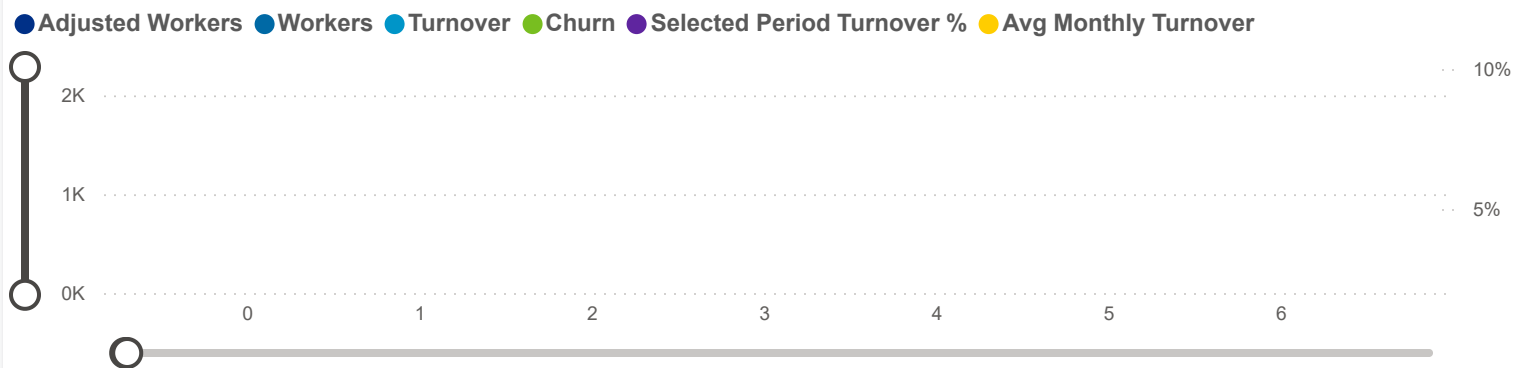
### Total Stayer

**1,770**

### Sel Period Turnover

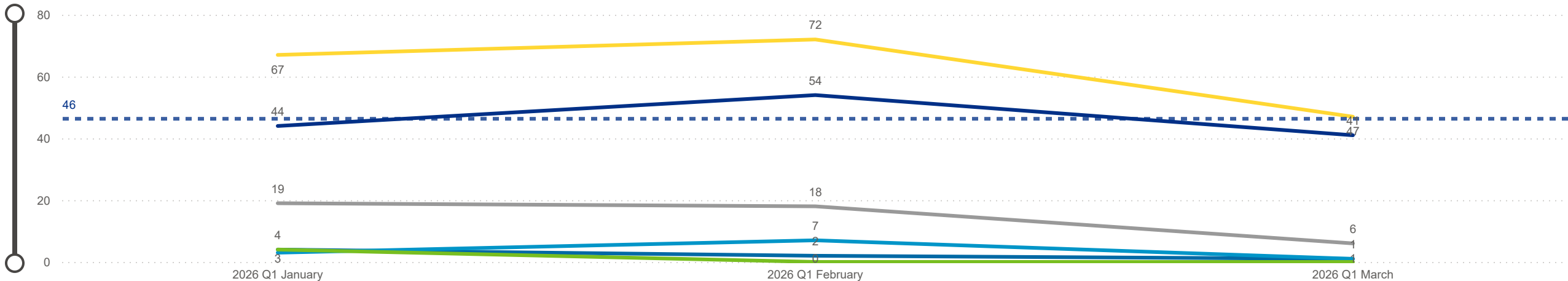
**9.74%**

## Avg Monthly Turnover and Number of Workers



## Categorization by Time Series

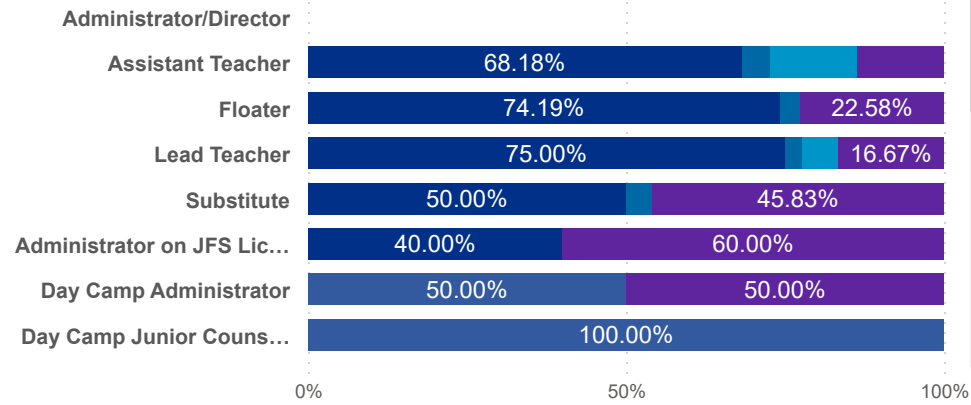
Churn (dark blue), Internal (blue), Promotion (light blue), Seasonal (green), Transfer (grey), Turnover (yellow)



Date: 202601 | Program Type: Multiple select... | Job Title: All | Teacher Age Group: All | Education: All | TEACH Status: All  
 202603 | Position Type: All | SUTQ Rating: All | Total Duration: 0.00 | Center Type: All | Publicly Funded: All | POWER Status: All  
 SDA>County: SDA 12 | Beale Code: All | Student Age Group: All | POWER Levels: All

**Job Change Reasons by Job Title**

● Churn ● Internal ● Promotion ● Seasonal ● Transfer



**Avg Monthly Churn**

2.57%

**Adjusted Workers**

1,909

**Workload Median**

5.77

**Pay Median USD / hr**

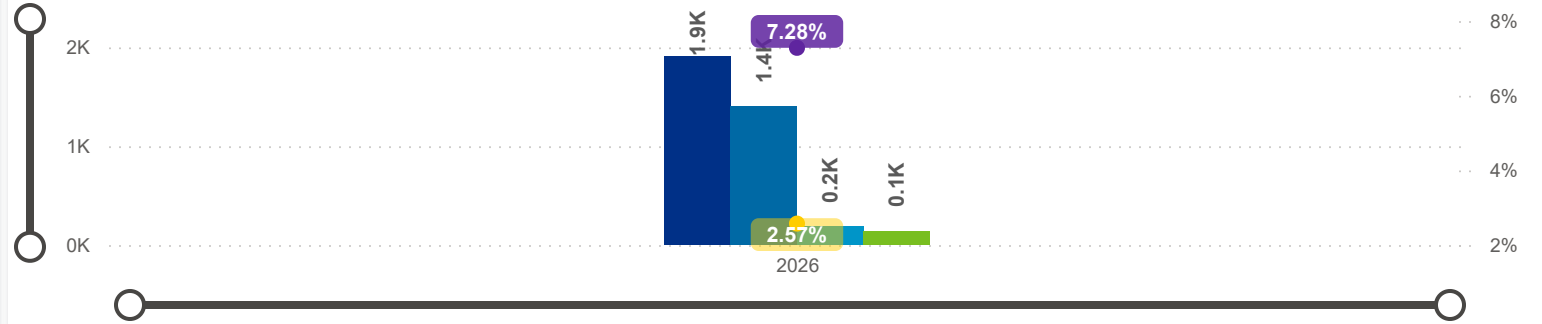
14.45

**Avg ECE Duration**

5.60

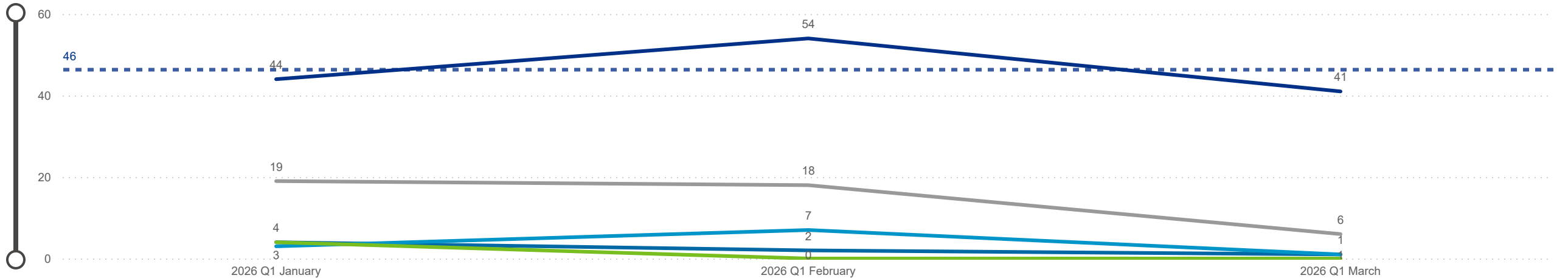
**Avg Monthly Churn and Number of Workers**

● Adjusted Workers ● Workers ● Turnover ● Churn ● Selected Period Churn % ● Avg Monthly Churn



**Categorization by Time Series**

● Churn ● Internal ● Promotion ● Seasonal ● Transfer

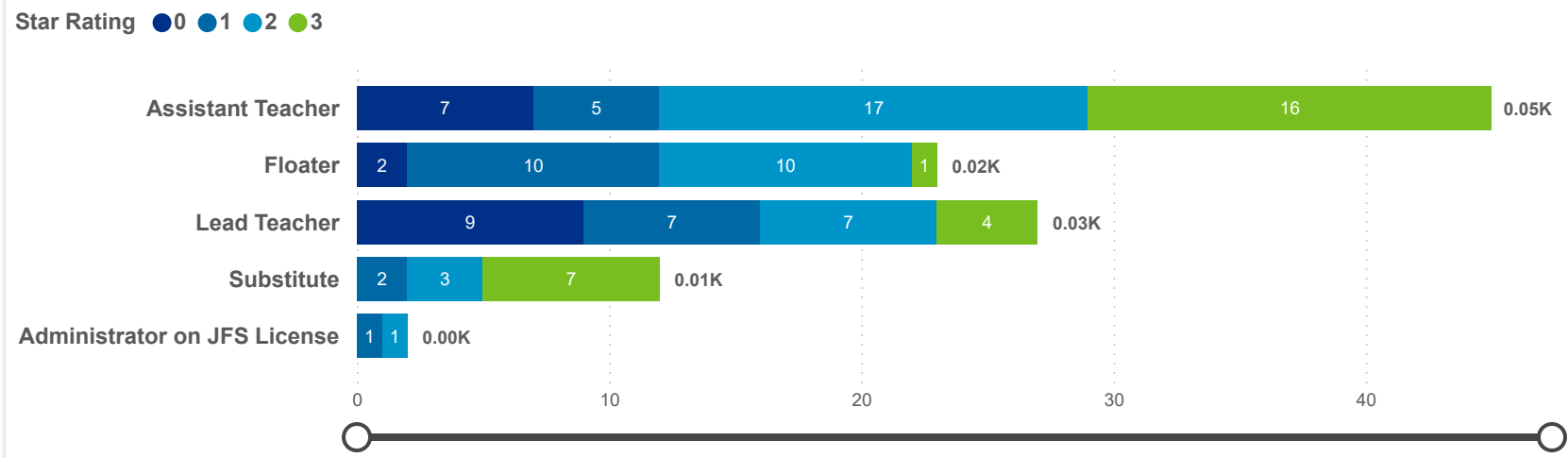


Date: 202601 | Program Type: Multiple select... | Job Title: All | Teacher Age Group: All | Education: All | TEACH Status: All  
 202603 | Position Type: All | Credential: All | TEACH Models: All  
 SDA>County: SDA 12 | SUTQ Rating: All | Total Duration: 0.00 | Center Type: All | Publicly Funded: All | POWER Status: All  
 100.00 | Beale Code: All | Student Age Group: All | POWER Levels: All

Low Leaver % | High Leaver %

<b>ADJUSTED WORKERS</b>	<b>TOTAL LEAVER</b>	<b>TOTAL STAYER</b>	<b>SELECTED PERIOD CHURN %</b>
<b>1,909</b>	<b>139</b>	<b>1,770</b>	<b>7.28%</b>

**Leaver by Job Title and Star Rating**



County	Adjusted Workers	Workers	Workers %	Total Leaver	Total Stayer	Selected Period Churn %	Stayer %	Avg Monthly Churn	Selected Period Turnover %	Avg Monthly Turnover	Workload Median	Avg Star Rating
Richland OH	1,055	760	54.29%	104	951	9.86%	90.14%	3.57%	13.27%	4.81%	5.54	2.05
Marion OH	436	315	22.50%	22	414	5.05%	94.95%	1.73%	7.34%	2.51%	5.37	1.86
Crawford OH	256	202	14.43%	9	247	3.52%	96.48%	1.21%	3.52%	1.21%	8.42	1.59
Morrow OH	162	146	10.43%	4	158	2.47%	97.53%	0.85%	3.09%	1.06%	6.29	0.92
<b>Total</b>	<b>1,909</b>	<b>1,400</b>	<b>100.00%</b>	<b>139</b>	<b>1,770</b>	<b>7.28%</b>	<b>92.72%</b>	<b>2.57%</b>	<b>9.74%</b>	<b>3.44%</b>	<b>5.77</b>	<b>1.85</b>

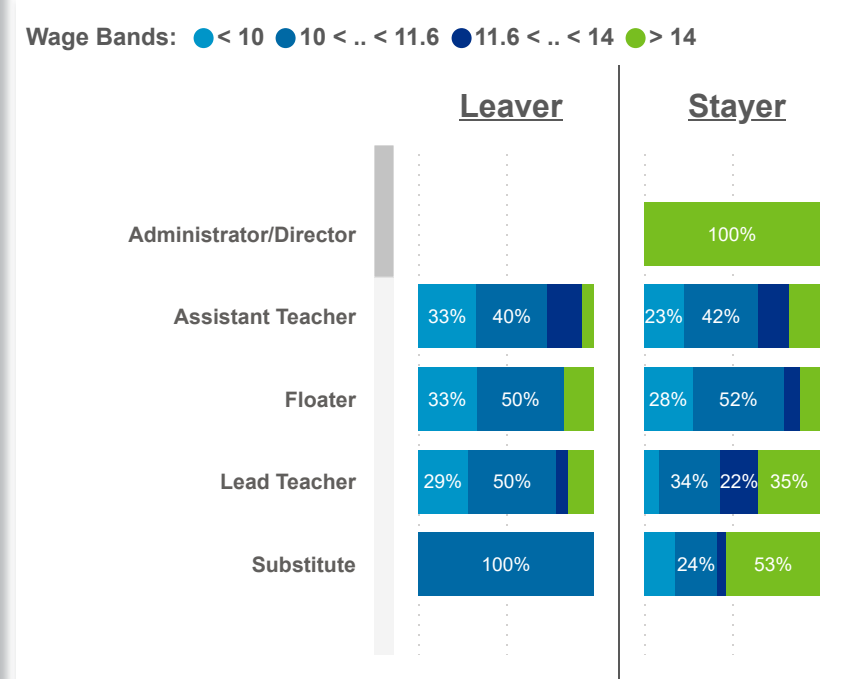
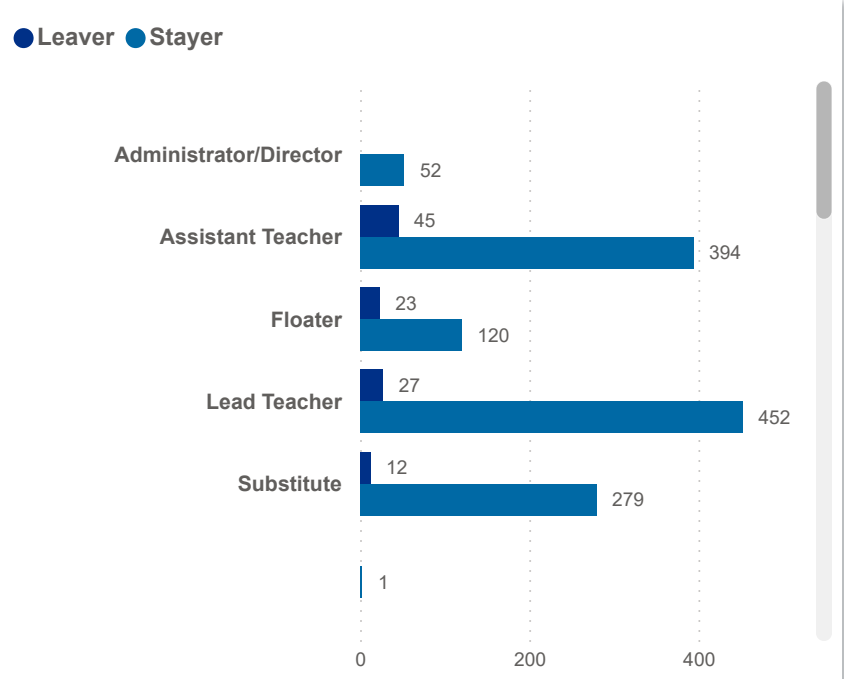

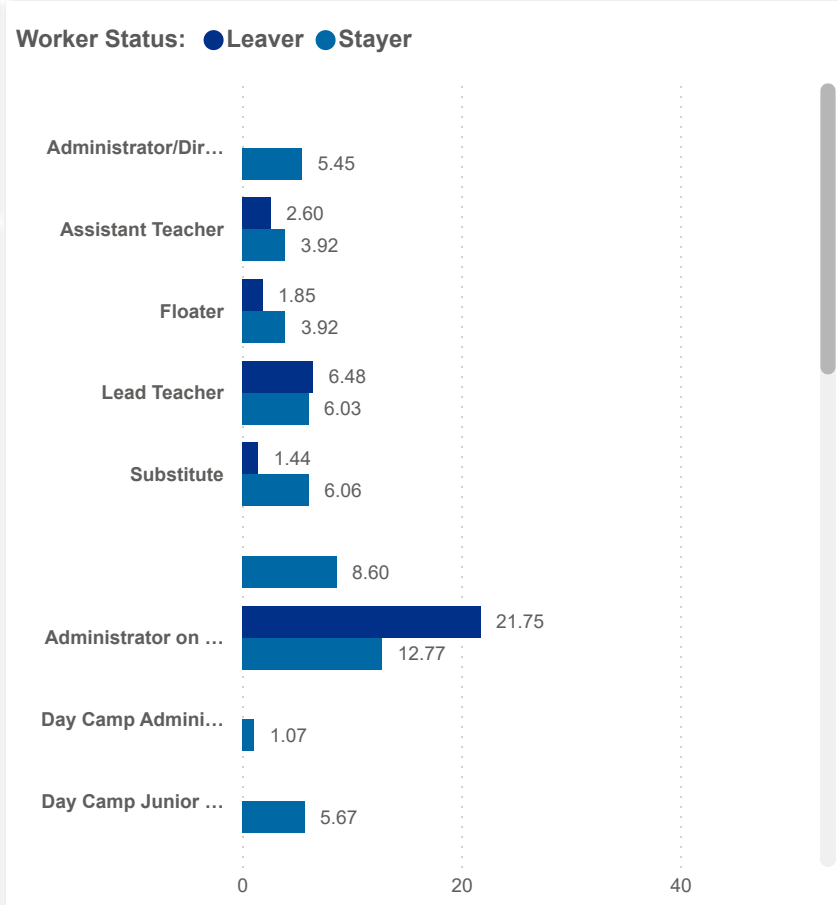



Date:  Program Type: 
 Job Title:  Teacher Age Group:  Education:  TEACH Status:

Position Type: 
 SUTQ Rating:  Total Duration:  Center Type:  Publicly Funded:  POWER Status:

SDA>County:  Total Duration:  Beale Code:  Student Age Group:  POWER Levels:

NUMBER OF WORKERS		AVG ECE DURATION (In Years)		HOURLY WAGE BANDS (USD)	
TOTAL LEAVER	TOTAL STAYER	LEAVER	STAYER	LEAVER (Hourly Wage MED)	STAYER (Hourly Wage MED)
<b>139</b>	<b>1,770</b>	<b>3.80</b>	<b>5.71</b>	<b>12.00</b>	<b>14.50</b>





Date:  Program Type: 
 Job Title:  Teacher Age Group:  Education:  TEACH Status:

Position Type:  Credential:  TEACH Models:

SDA>County:  SUTQ Rating:  Total Duration:  Center Type:  Publicly Funded:  POWER Status:

Beale Code:  Student Age Group:  POWER Levels:

### NUMBER OF WORKERS

### AVG ECE DURATION (In Years)

### HOURLY WAGE BANDS (USD)

LEAVER

STAYER

# 7.28%

# 92.72%

LEAVER

STAYER

# 3.80

# 5.71

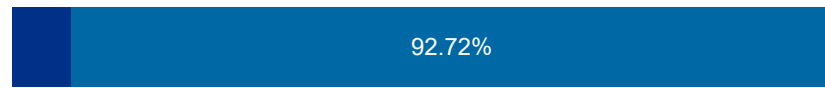
LEAVER (Hourly Wage MED)

STAYER (Hourly Wage MED)

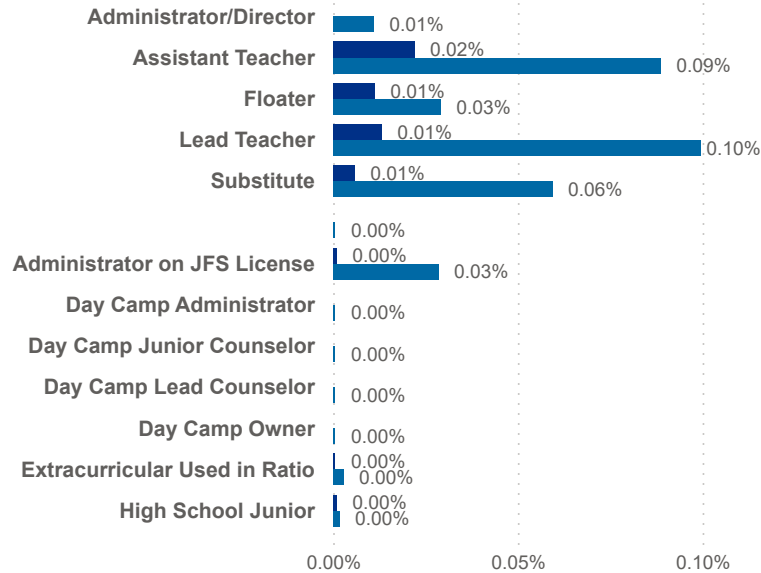
# 12.00

# 14.50

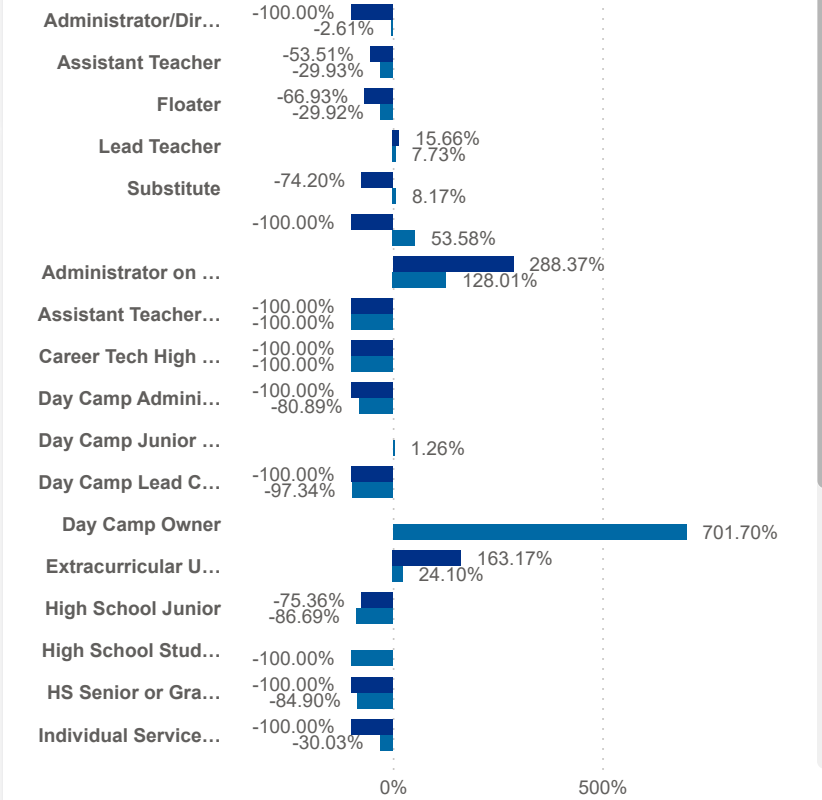
● Leaver % ● Stayer %



Worker Status: ● Leaver ● Stayer



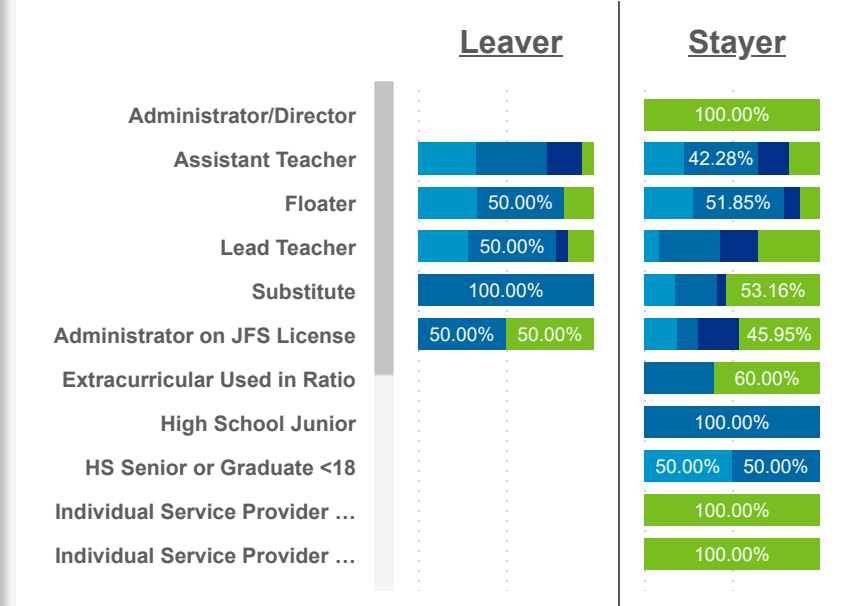
Worker Status: ● Leaver ● Stayer



Wage Bands: ● < 10 ● 10 < .. < 11.6 ● 11.6 < .. < 14 ● > 14



Wage Bands: ● < 10 ● 10 < .. < 11.6 ● 11.6 < .. < 14 ● > 14





Date:  Program Type: 
 Job Title:  Teacher Age Group:  Education:  TEACH Status: 
  
 Position Type:  Credential:  TEACH Models: 
  
 SDA>County:  SUTQ Rating:  Total Duration:  Center Type:  Publicly Funded:  POWER Status: 
  
 Beale Code:  Student Age Group:  POWER Levels:

### LEAVER (Avg Career Duration)

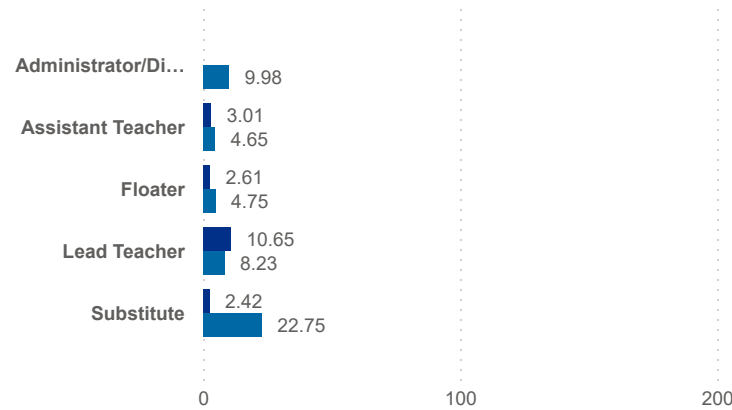
# 5.37

### STAYER (Avg Career Duration)

# 10.62

## Avg Career Duration by Job Title

Worker Status: ● Leaver ● Stayer



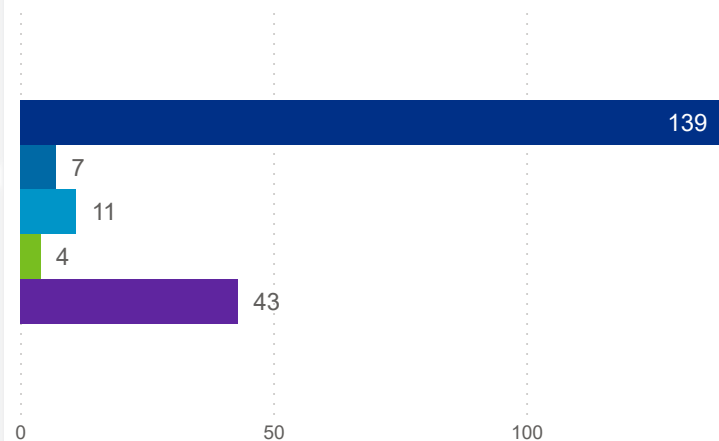
County	Job Title	Longest Serving Profile	\$ / hr	Seniority	Workload	Star Rating (Mea
Crawford	Administrator/Director	2.15		Early	7.60	1
Marion	Administrator/Director	1.17		Early	6.33	C
Morrow	Administrator/Director	3.20		Early	4.36	C
Richland	Administrator/Director	2.01		Early	9.55	1
Marion	Administrator/Director	2.37	25.00	Early	6.71	C
Crawford	Administrator/Director	3.46		Mid	12.28	C
Marion	Administrator/Director	3.34		Mid	5.33	3
Morrow	Administrator/Director	2.50		Mid	7.43	3
Richland	Administrator/Director	5.50		Mid	4.50	3
Crawford	Administrator/Director	5.37	27.00	Mid	8.42	C
Richland	Administrator/Director	6.45		Senior	7.29	2

### TOTAL STAYER

# 1,770

## Turnover Reasons

● Churn ● Internal ● Promotion ● Seasonal ● Transfer



### STAYER (Promotion)

# 11

Seniority: ● Early ● Mid ● Senior





Date: 202601 Program Type: Multiple select... Job Title: All Teacher Age Group: All Education: All TEACH Status: All

202603 Position Type: All Credential: All TEACH Models: All

SDA>County: SDA 12 SUTQ Rating: All Total Duration: 0.00 Center Type: All Publicly Funded: All POWER Status: All

100.00 Beale Code: All Student Age Group: All POWER Levels: All

LEAVER (Avg Career Duration)

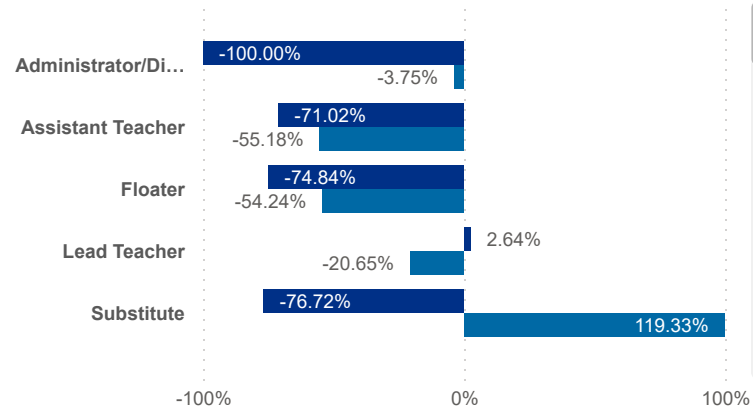
5.37

STAYER (Avg Career Duration)

10.62

Avg Career Duration by Job Title vs Mean

Worker Status: ● Leaver ● Stayer



County	Job Title	Longest Serving Profile	\$ / hr	Seniority	Workload	Star Rating (mean)
Richland	Assistant Teacher	0.01	13.25	Mid	2.33	3.0
Marion	Floater	0.03	14.50	Early	13.54	2.0
Richland	Assistant Teacher	0.06	11.63	Early	5.42	3.0
Crawford	High School Junior	0.06		Early	3.68	2.0
Richland	Assistant Teacher	0.07	13.52	Early	4.97	3.0
Richland	Floater	0.07	10.70	Early	7.86	1.0
Marion	Floater	0.07	15.00	Mid	3.84	2.0
Richland	Substitute	0.07	15.00	Mid	3.00	0.0
Richland	Cook	0.08		Mid	4.12	2.0
Richland	Lead Teacher	0.08	16.50	Senior	6.27	3.0
Richland	Assistant Teacher	0.09	13.29	Mid	5.00	3.0

TOTAL STAYER

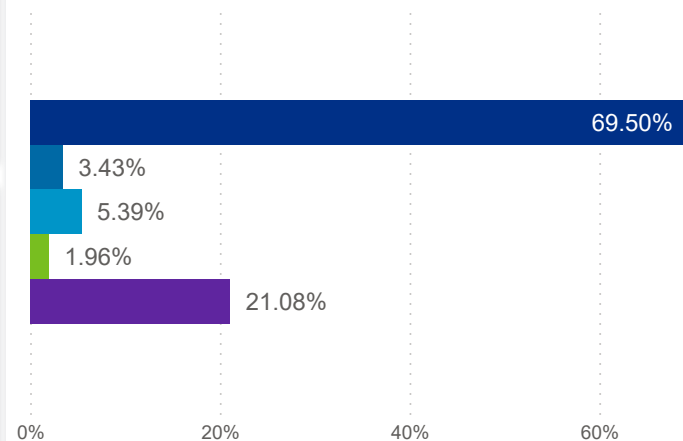
1,770

STAYER (Promotion)

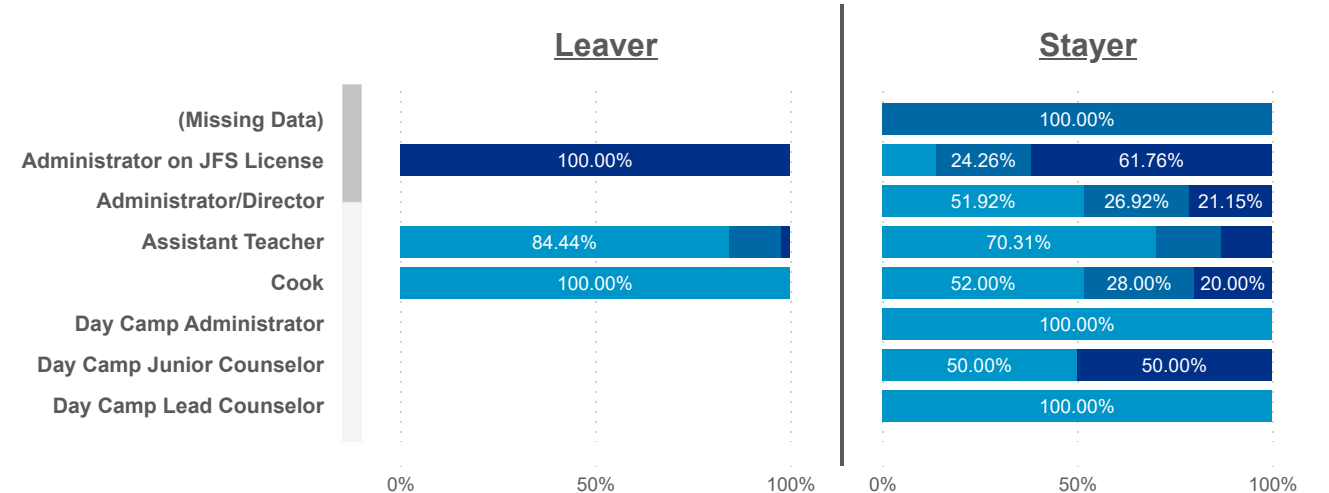
11

Turnover Reasons

● Churn ● Internal ● Promotion ● Seasonal ● Transfer



Seniority: ● Early ● Mid ● Senior





Date:  Program Type: 
 Job Title:  Teacher Age Group:  Education:  TEACH Status:

Position Type:  Credential:  TEACH Models:

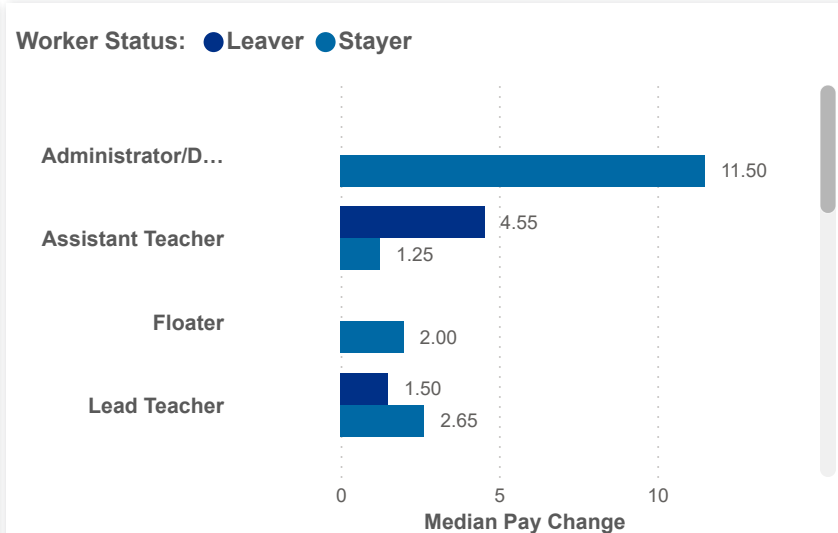
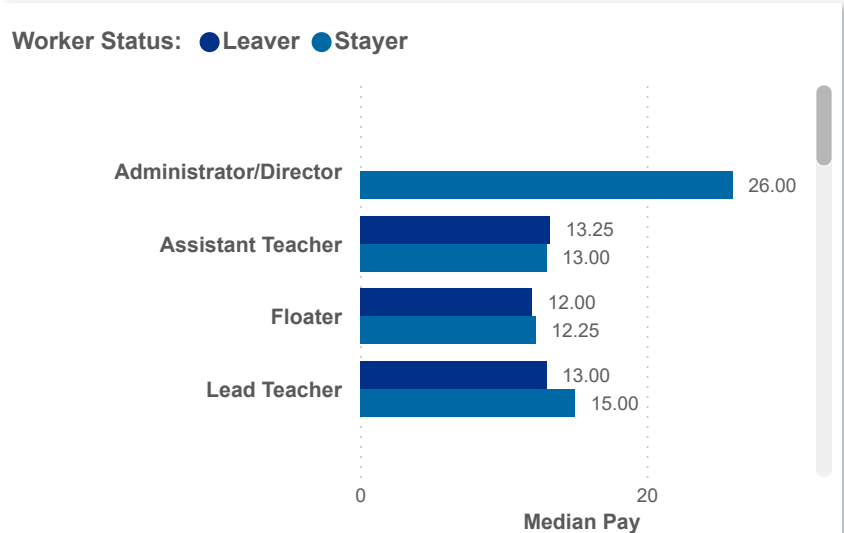
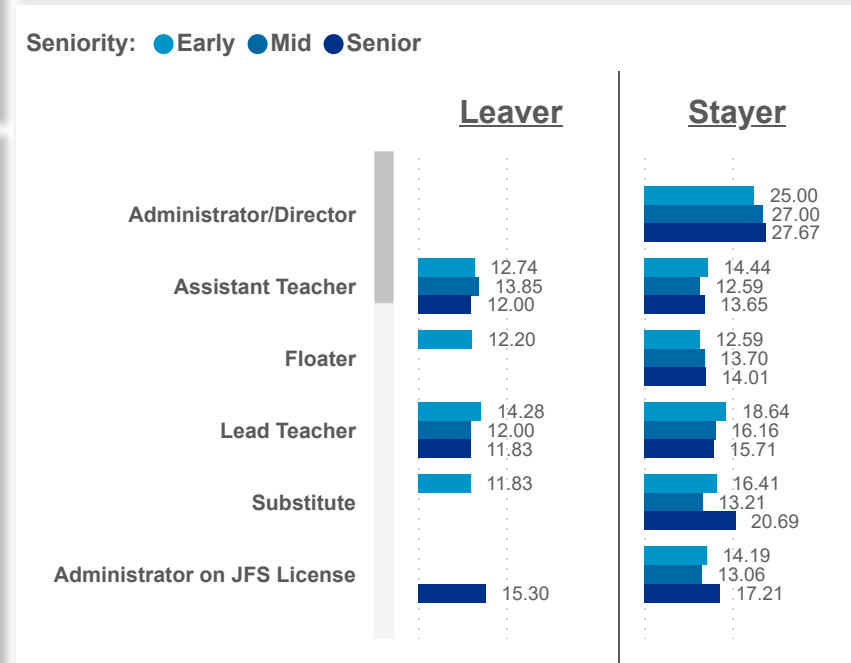
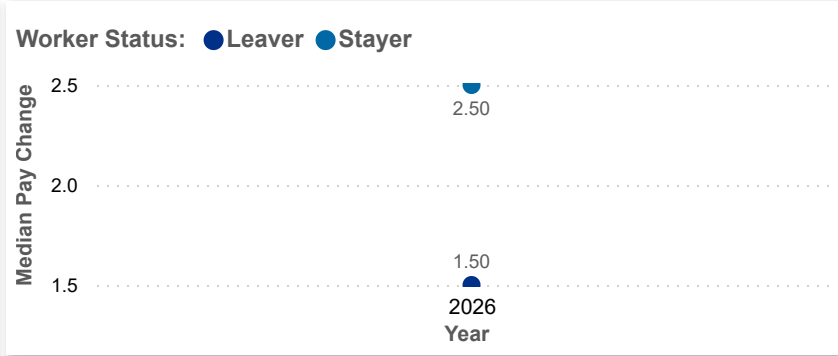
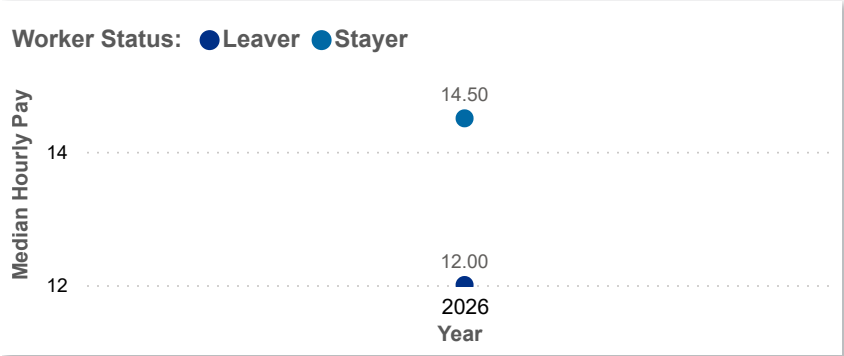
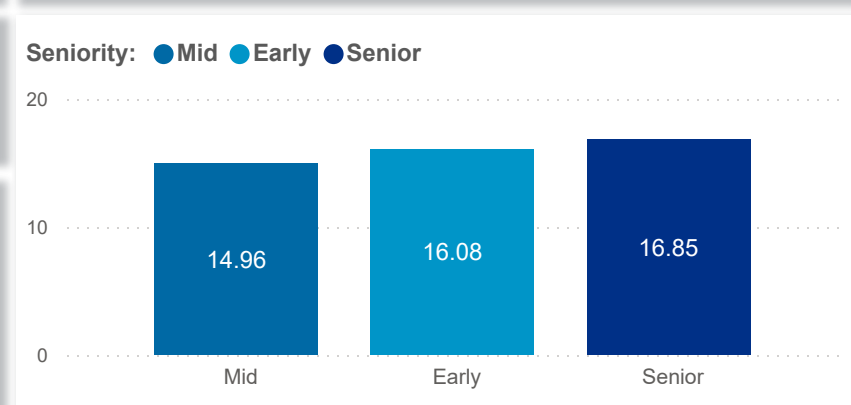
SDA>County:  SUTQ Rating:  Total Duration:  Center Type:  Publicly Funded:  POWER Status:

Beale Code:  Student Age Group:  POWER Levels:

### PAY MEDIAN (USD)

### PAY PROGRESSION (USD)

### PAY & CAREER SENIORITY (USD)





Date:  Program Type: 
 Job Title:  Teacher Age Group:  Education:  TEACH Status:

202603 Position Type:  Credential:  TEACH Models:

SDA>County:  SUTQ Rating:  Total Duration:  Center Type:  Publicly Funded:  POWER Status:

100.00 Beale Code:  Student Age Group:  POWER Levels:

### PAY MEDIAN (USD)

LEAVER

# 12.00

STAYER

# 14.50

### PAY PROGRESSION (USD)

LEAVER

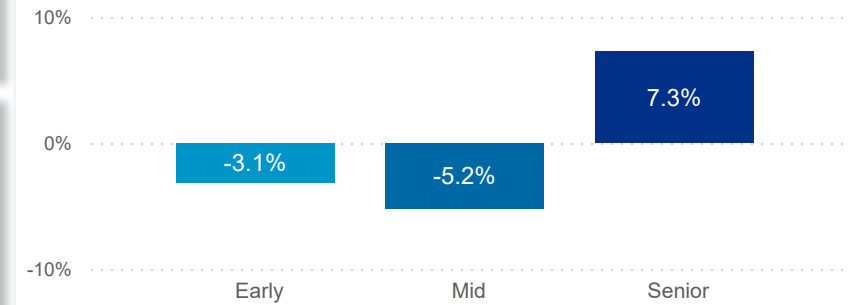
# 0.72

STAYER

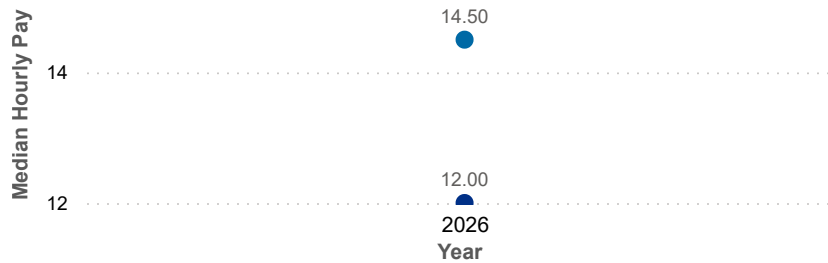
# 0.62

### PAY & CAREER SENIORITY (USD)

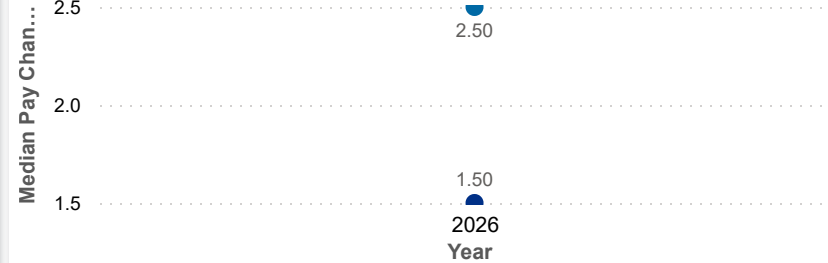
Seniority: ● Early ● Mid ● Senior



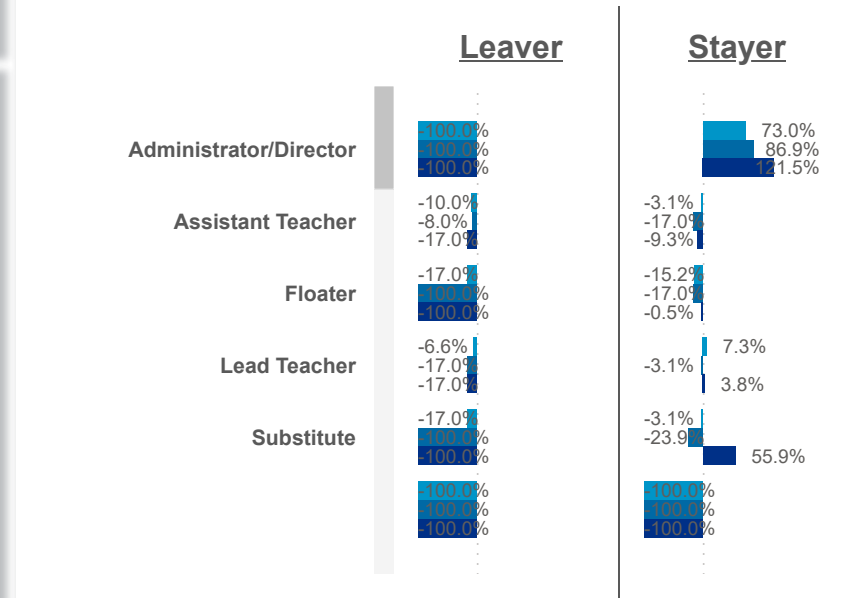
Worker Status: ● Leaver ● Stayer



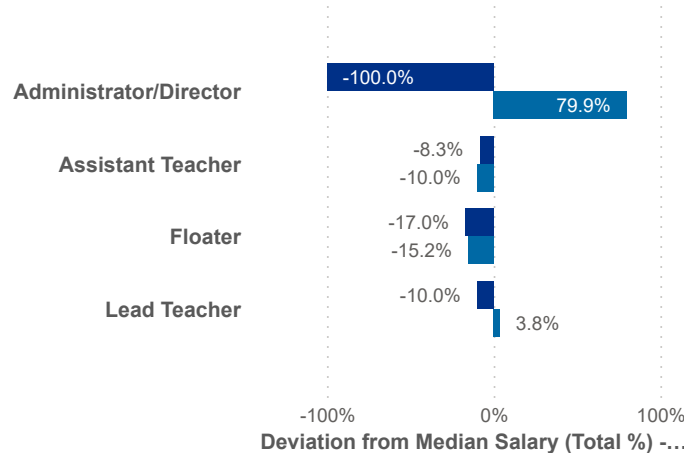
Worker Status: ● Leaver ● Stayer



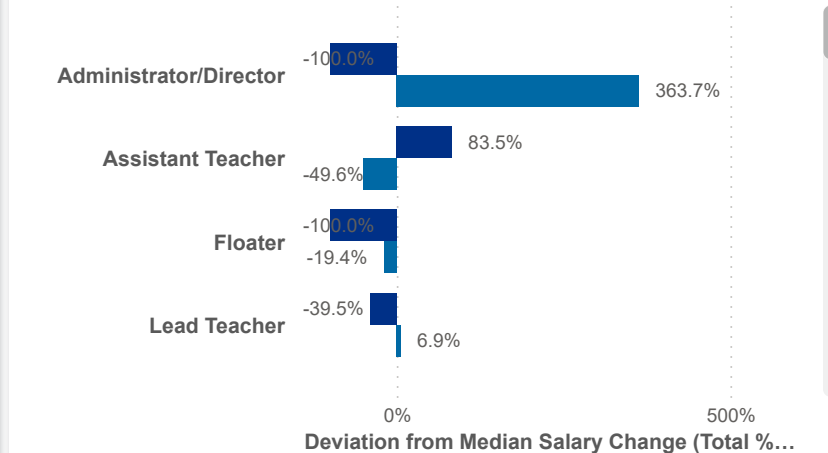
Seniority: ● Early ● Mid ● Senior



Worker Status: ● Leaver ● Stayer



Worker Status: ● Leaver ● Stayer





Date:  Program Type: 
 Job Title:  Teacher Age Group:  Education:  TEACH Status:

Date:  Position Type: 
 SUTQ Rating:  Total Duration:  Center Type:  Publicly Funded:  POWER Status:

SDA>County:  Beale Code:  Student Age Group:  POWER Levels:

### Workload Median (Total)

# 5.77

### Workload Median (Leaver)

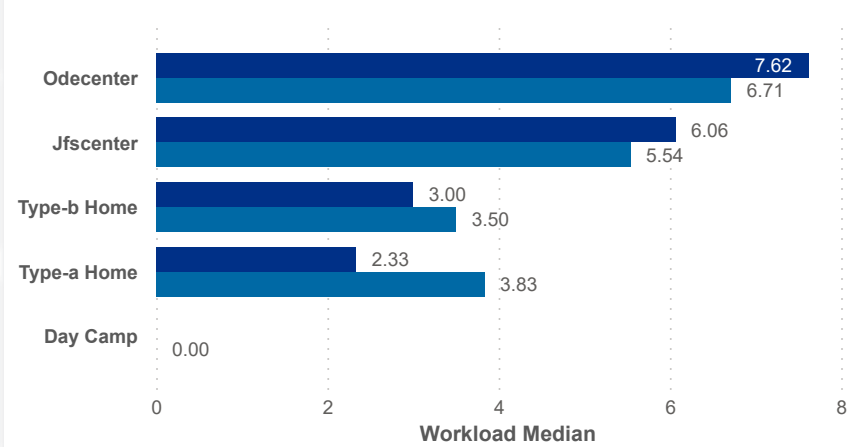
# 6.06

### Workload Median (Stayer)

# 5.63

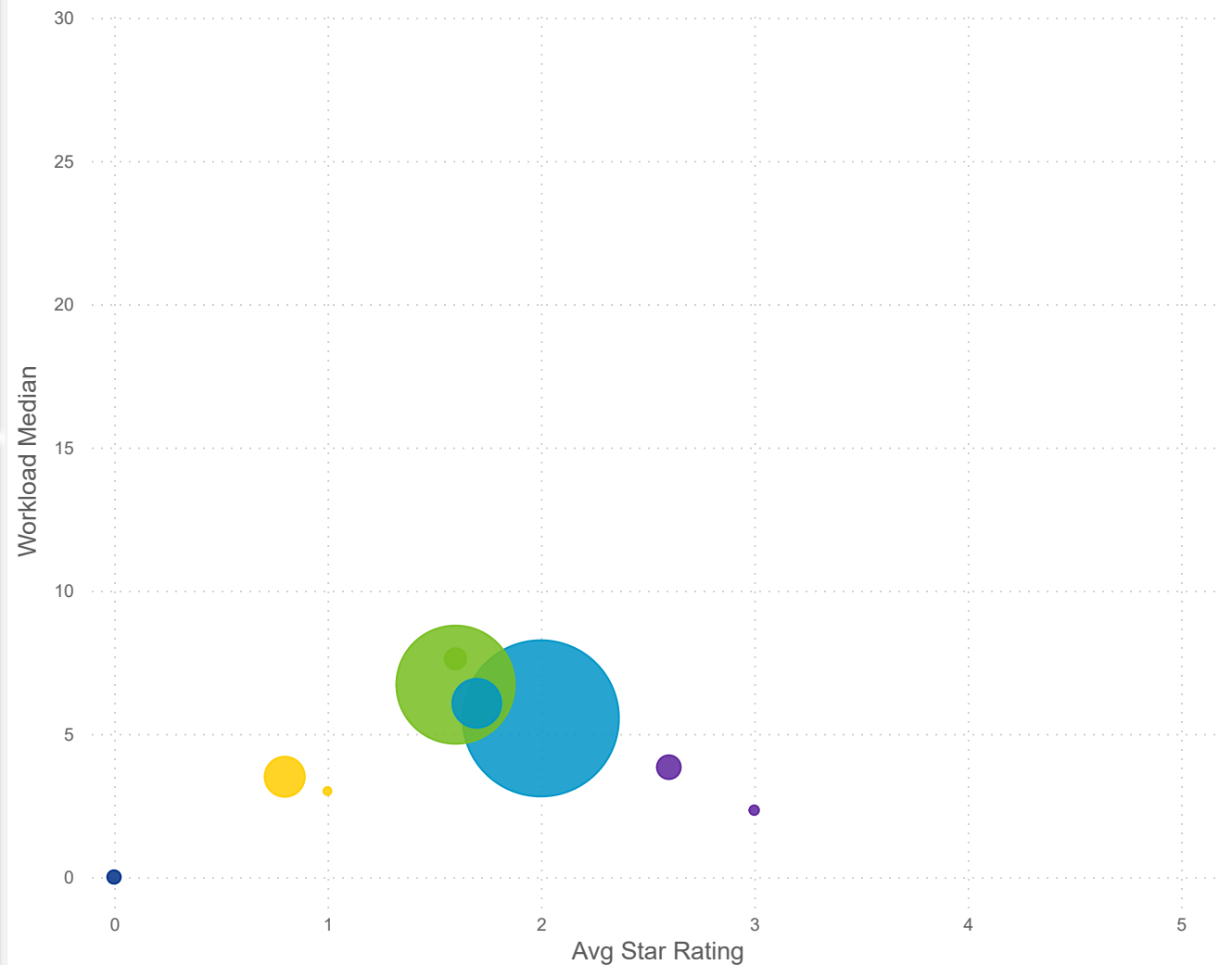
### Workload Median

Worker status ● Leaver ● Stayer



### Star Rating Mean, Workload Median, and Number of Users by Worker Status and Center Type

Center Type: ● Day Camp ● Jfscenter ● Odecenter ● Type-a Home ● Type-b Home

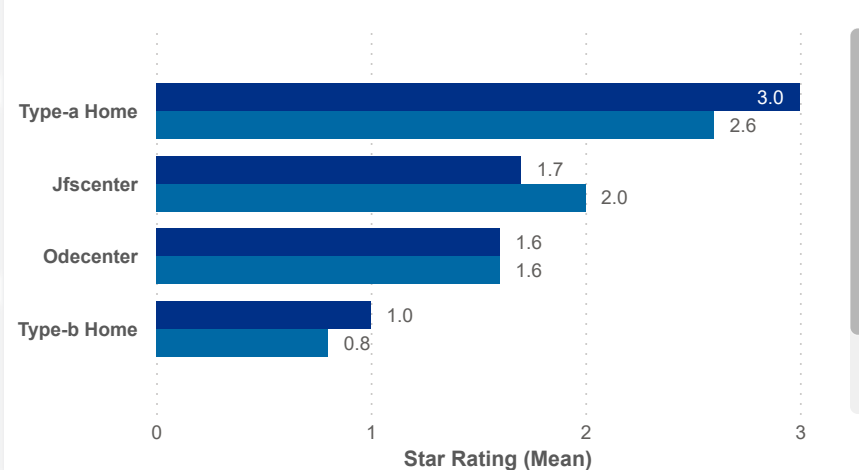


### Star Rating Mean (Total)

# 1.8

### Star Rating Mean

Worker status ● Leaver ● Stayer



### Star Rating Mean (Leaver)

# 1.7

### Star Rating Mean (Stayer)

# 1.8

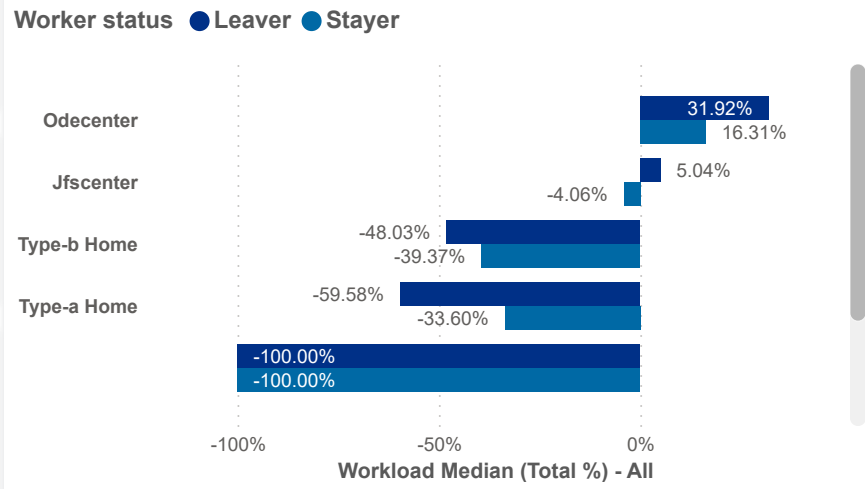


Date: 202601 Program Type: Multiple select... Job Title: All Teacher Age Group: All Education: All TEACH Status: All  
 202603 Position Type: All Credential: All TEACH Models: All  
 SDA>County: SDA 12 SUTQ Rating: All Total Duration: 0.00 Center Type: All Publicly Funded: All POWER Status: All  
 100.00 Beale Code: All Student Age Group: All POWER Levels: All

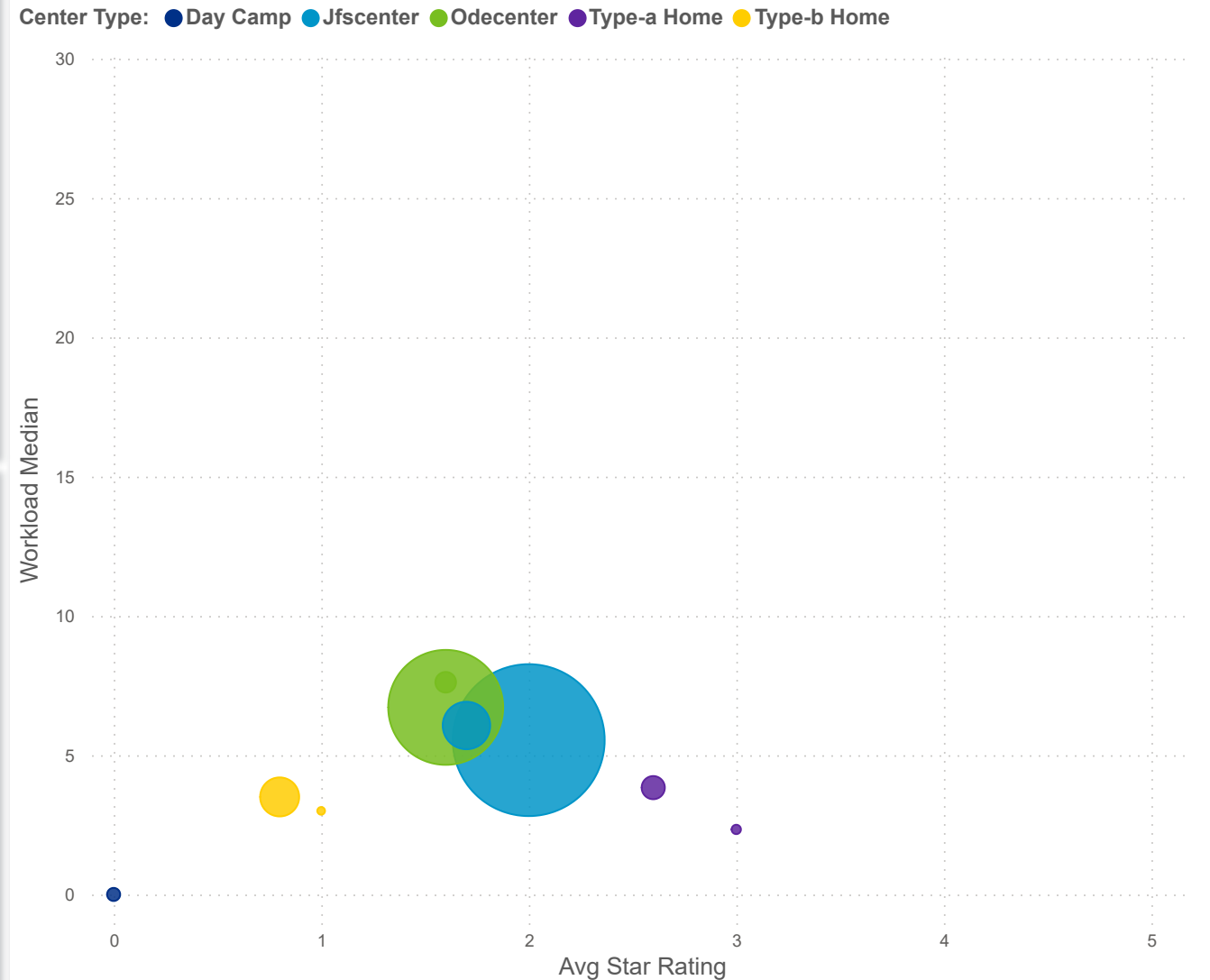
Workload Median (Total)

5.77

Workload Median (Total %)



Star Rating Mean, Workload Median, and Number of Users by Worker Status and Center Type



Workload Median (Leaver)

6.06

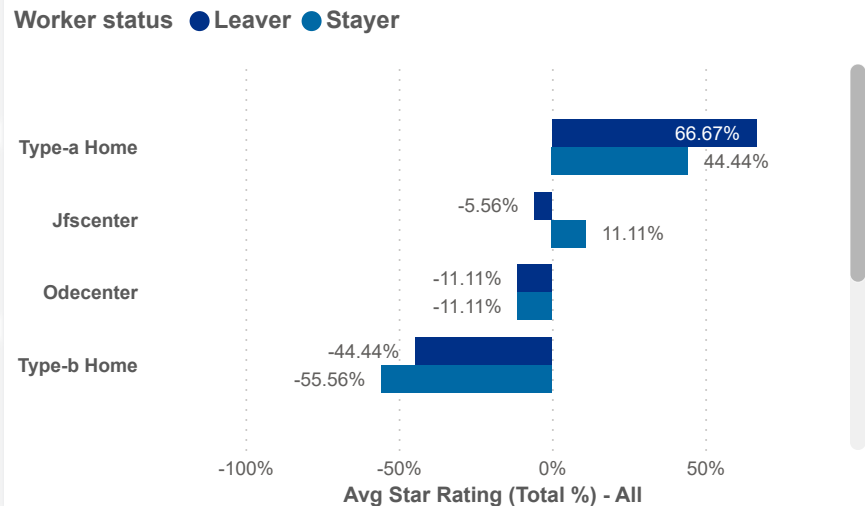
Workload Median (Stayer)

5.63

Star Rating Mean (Total)

1.8

Star Rating Mean (Total %)



Star Rating Mean (Leaver)

1.7

Star Rating Mean (Stayer)

1.8



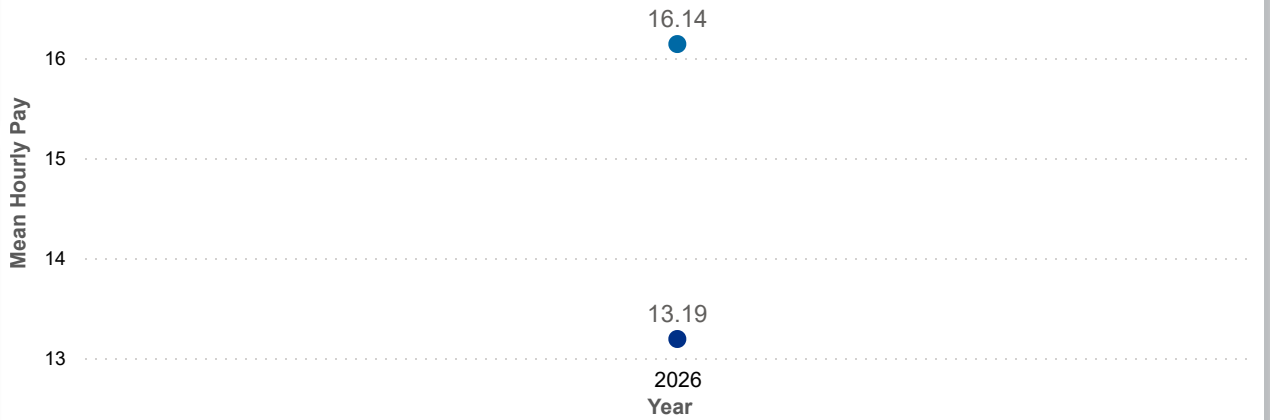
Date: 202601 Program Type: Multiple select...  
 202603 Position Type: All  
 Job Title: All Teacher Age Group: All  
 Education: All  
 Credential: All  
 TEACH Status: All  
 TEACH Models: All  
 SDA>County: SDA 12 SUTQ Rating: All Total Duration: 0.00  
 100.00 Center Type: All Publicly Funded: All  
 Beale Code: All Student Age Group: All  
 POWER Status: All  
 POWER Levels: All

### PAY MEAN (USD)

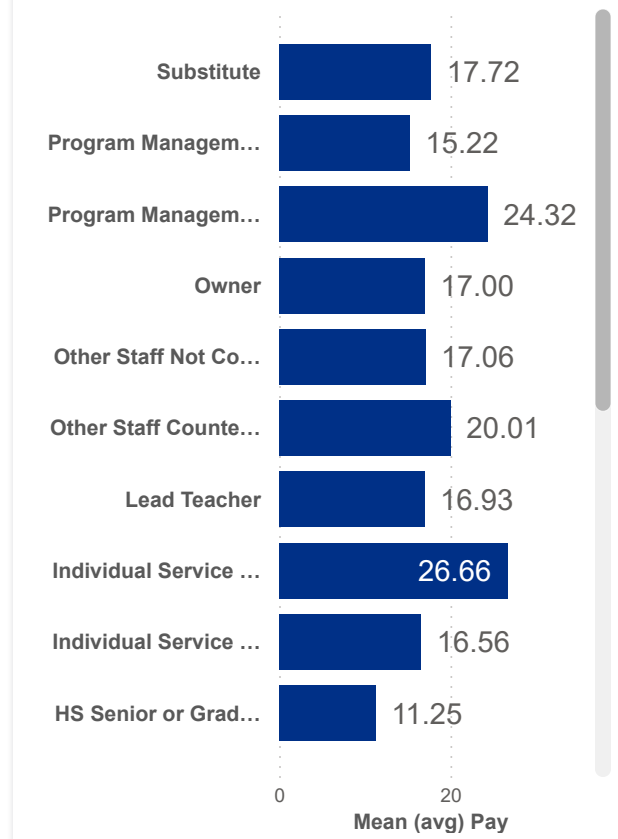
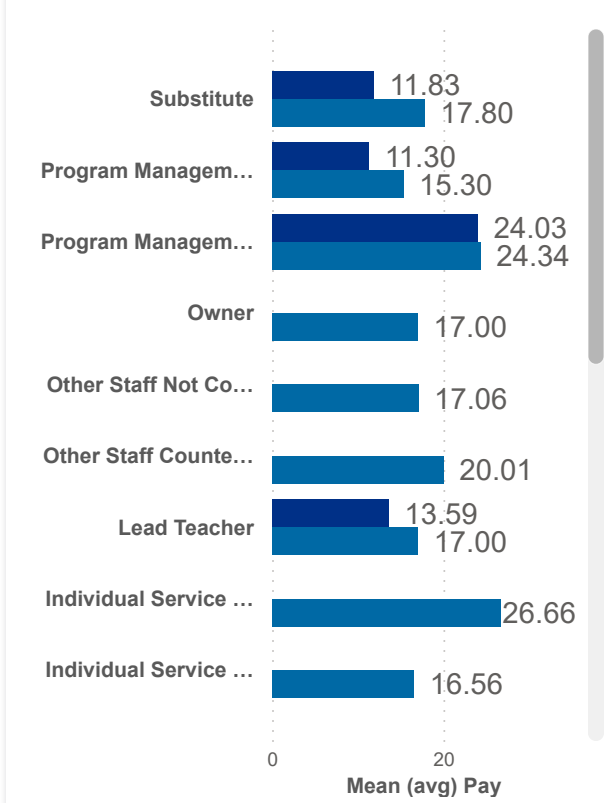
LEAVER	STAYER	COMBINED
<b>13.19</b>	<b>16.14</b>	<b>16.07</b>

### Salary Mean by Year and Worker Status

Worker status ● Leaver ● Stayer



Worker ... ● Leaver ● Stayer



### Combined Salary Mean by Year and Worker Status

