

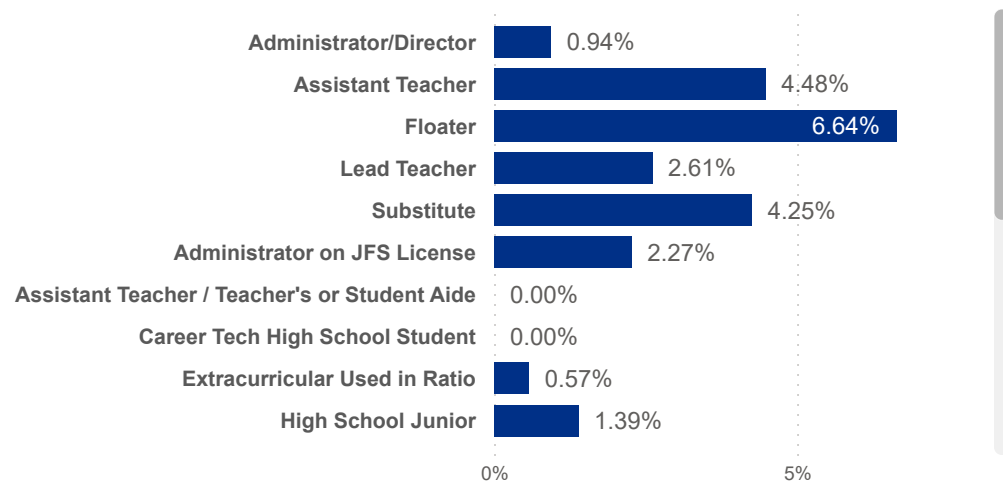


Date: Program Type:
 Job Title: Teacher Age Group: Education: TEACH Status:

Position Type:
 SUTQ Rating: Total Duration: Center Type: Publicly Funded: POWER Status:

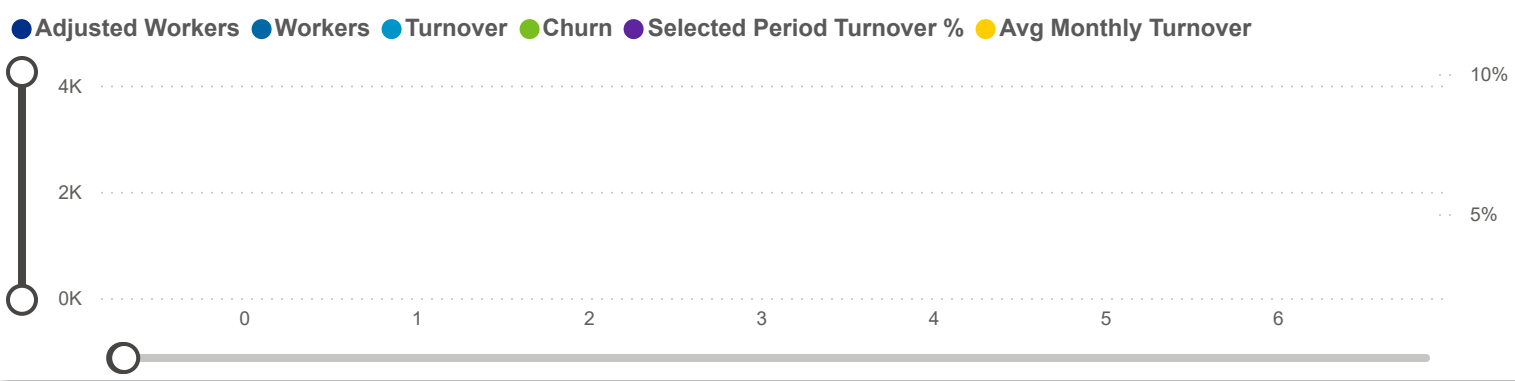
SDA>County:
 Beale Code: Student Age Group: POWER Levels:

Avg Monthly Turnover Rates by Job Title

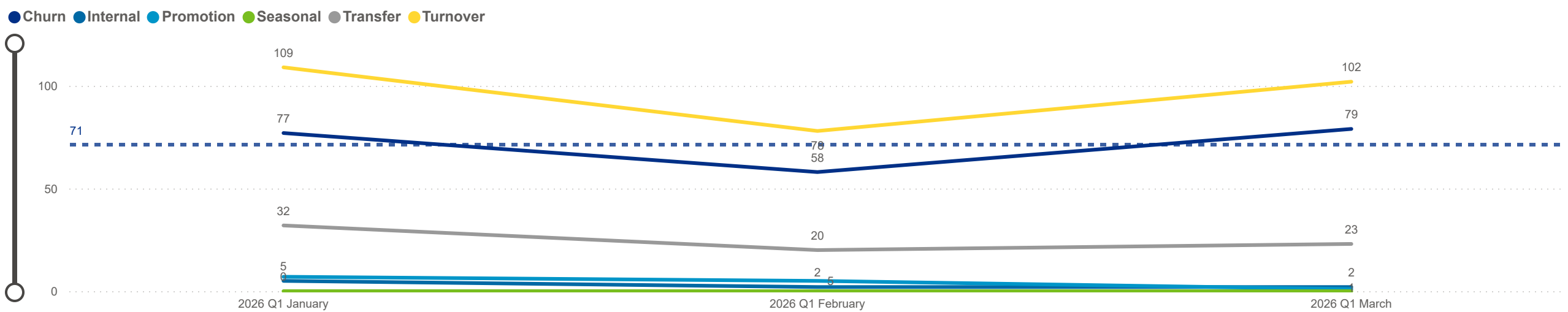


Avg Monthly Turnover	Adjusted Workers	Total Leaver	Total Stayer	Sel Period Turnover
2.88%	3,502	214	3,288	8.25%

Avg Monthly Turnover and Number of Workers



Categorization by Time Series





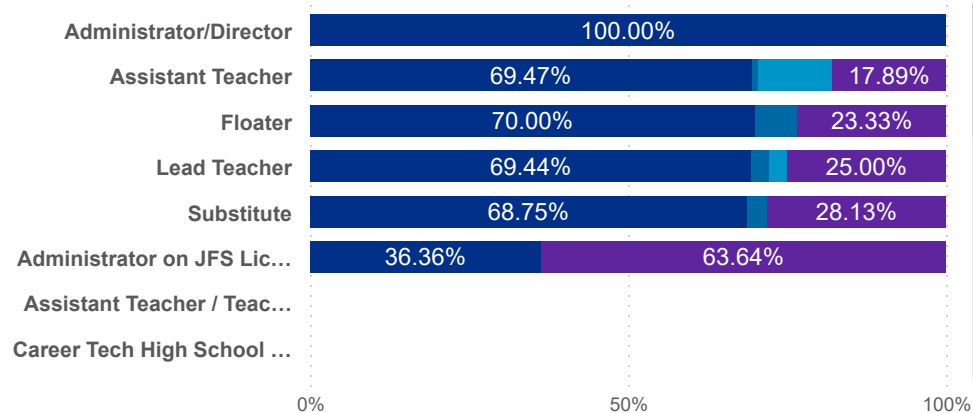
Date: Program Type:
 Job Title: Teacher Age Group: Education: TEACH Status:

Date: Position Type:
 SUTQ Rating: Total Duration: Center Type: Publicly Funded: POWER Status:

SDA>County: Beale Code: Student Age Group: POWER Levels:

Job Change Reasons by Job Title

● Churn ● Internal ● Promotion ● Seasonal ● Transfer



Avg Monthly Churn

2.13%

Adjusted Workers

3,502

Workload Median

4.88

Pay Median USD / hr

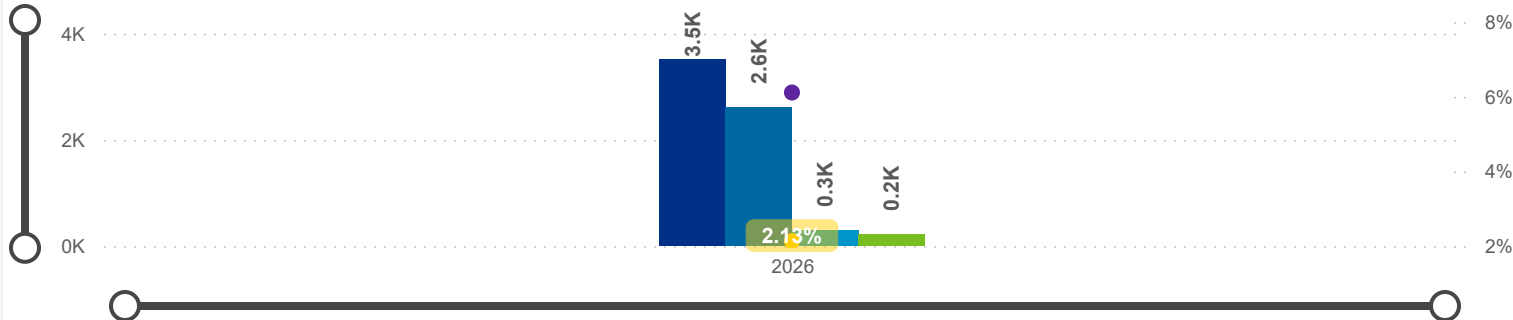
15.00

Avg ECE Duration

6.22

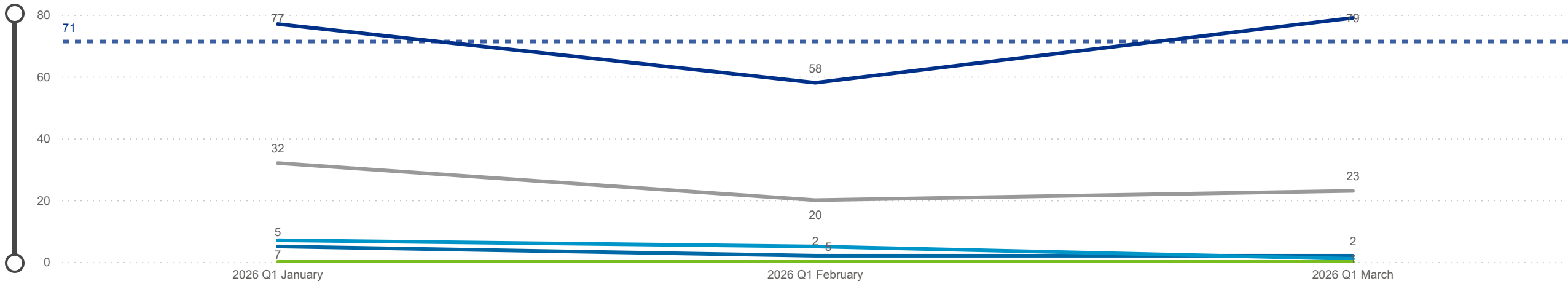
Avg Monthly Churn and Number of Workers

● Adjusted Workers ● Workers ● Turnover ● Churn ● Selected Period Churn % ● Avg Monthly Churn



Categorization by Time Series

● Churn ● Internal ● Promotion ● Seasonal ● Transfer



Date: 202601 | Program Type: Multiple select... | Job Title: All | Teacher Age Group: All | Education: All | TEACH Status: All
 202603 | Position Type: All | SUTQ Rating: All | Total Duration: 0.00 | Center Type: All | Publicly Funded: All | POWER Status: All
 SDA>County: SDA 11 | Beale Code: All | Student Age Group: All | POWER Levels: All

Low Leaver % | High Leaver %

ADJUSTED WORKERS

3,502

TOTAL LEAVER

214

TOTAL STAYER

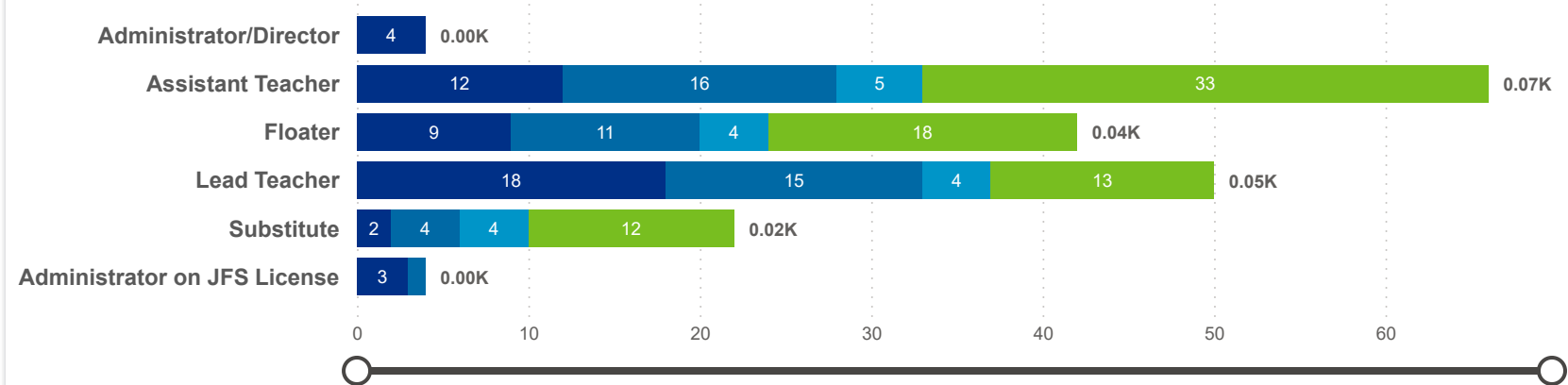
3,288

SELECTED PERIOD CHURN %

6.11%

Leaver by Job Title and Star Rating

Star Rating ● 0 ● 1 ● 2 ● 3



County	Adjusted Workers	Workers	Workers %	Total Leaver	Total Stayer	Selected Period Churn %	Stayer %	Avg Monthly Churn	Selected Period Turnover %	Avg Monthly Turnover	Workload Median	Avg Star Rating
Highland OH	265	216	8.30%	10	255	3.77%	96.23%	1.32%	4.53%	1.59%	4.06	2.16
Ross OH	521	403	15.49%	53	468	10.17%	89.83%	3.64%	12.67%	4.53%	6.00	2.13
Brown OH	282	187	7.19%	17	265	6.03%	93.97%	2.10%	8.51%	2.96%	3.50	1.98
Scioto OH	640	376	14.46%	28	612	4.38%	95.63%	1.55%	9.53%	3.38%	3.20	1.96
Pike OH	195	132	5.07%	18	177	9.23%	90.77%	3.35%	10.26%	3.72%	5.73	1.83
Meigs OH	100	85	3.27%	4	96	4.00%	96.00%	1.37%	5.00%	1.72%	4.57	1.66
Adams OH	149	101	3.88%	9	140	6.04%	93.96%	2.16%	6.71%	2.40%	4.73	1.47
Jackson OH	344	292	11.23%	23	321	6.69%	93.31%	2.26%	8.72%	2.95%	5.86	1.35
Lawrence OH	552	474	18.22%	35	517	6.34%	93.66%	2.18%	7.61%	2.62%	6.29	1.23
Gallia OH	343	272	10.46%	12	331	3.50%	96.50%	1.18%	3.50%	1.18%	6.44	0.84
Total	3,502	2,601	100.00%	214	3,288	6.11%	93.89%	2.13%	8.25%	2.88%	4.88	1.63

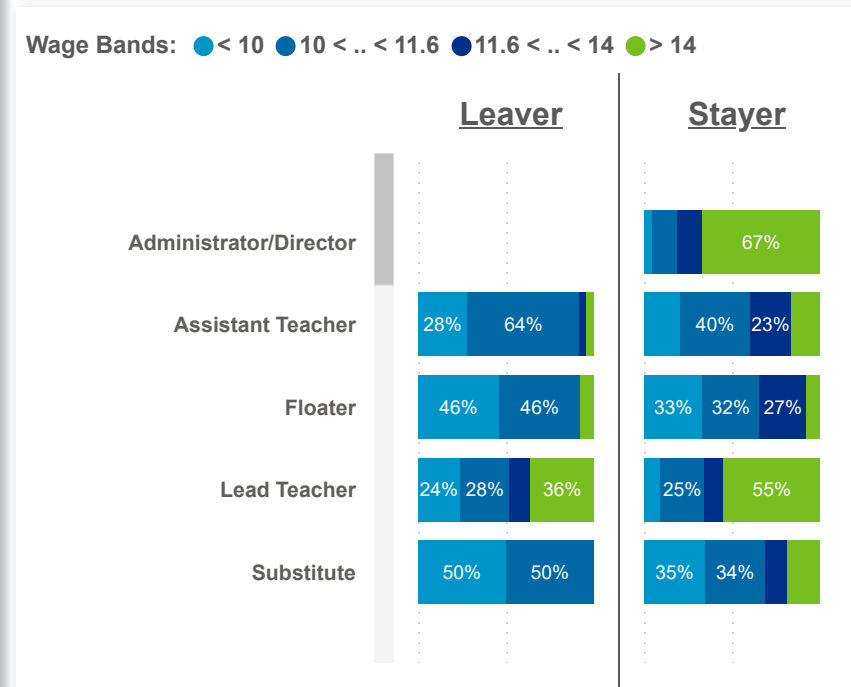
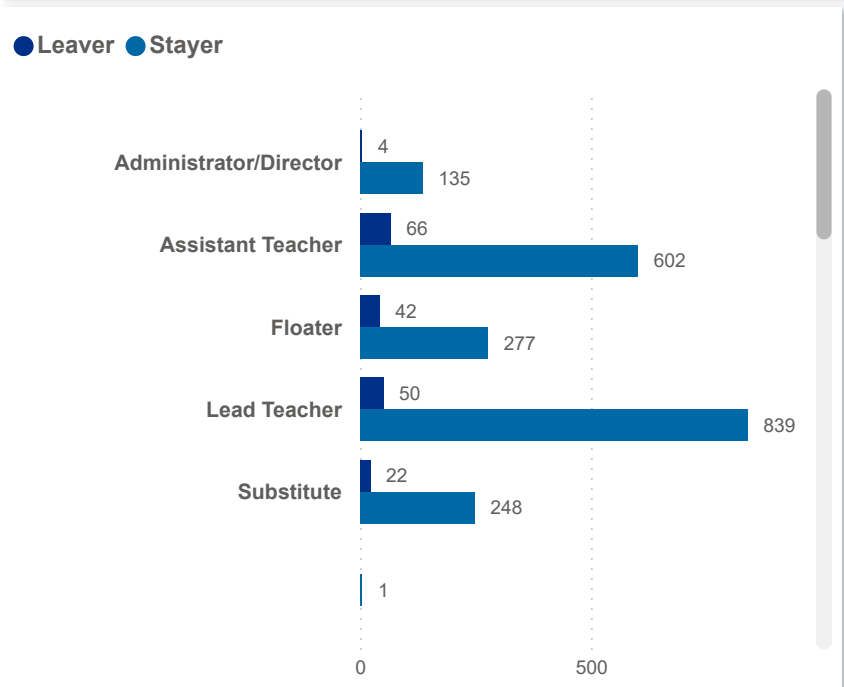
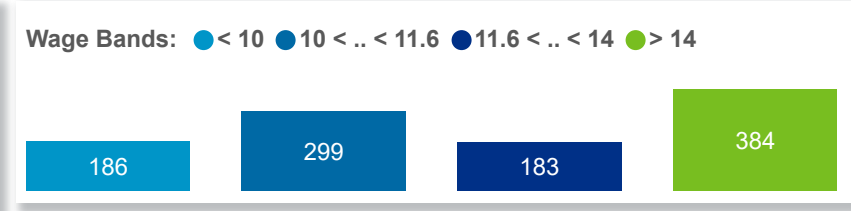
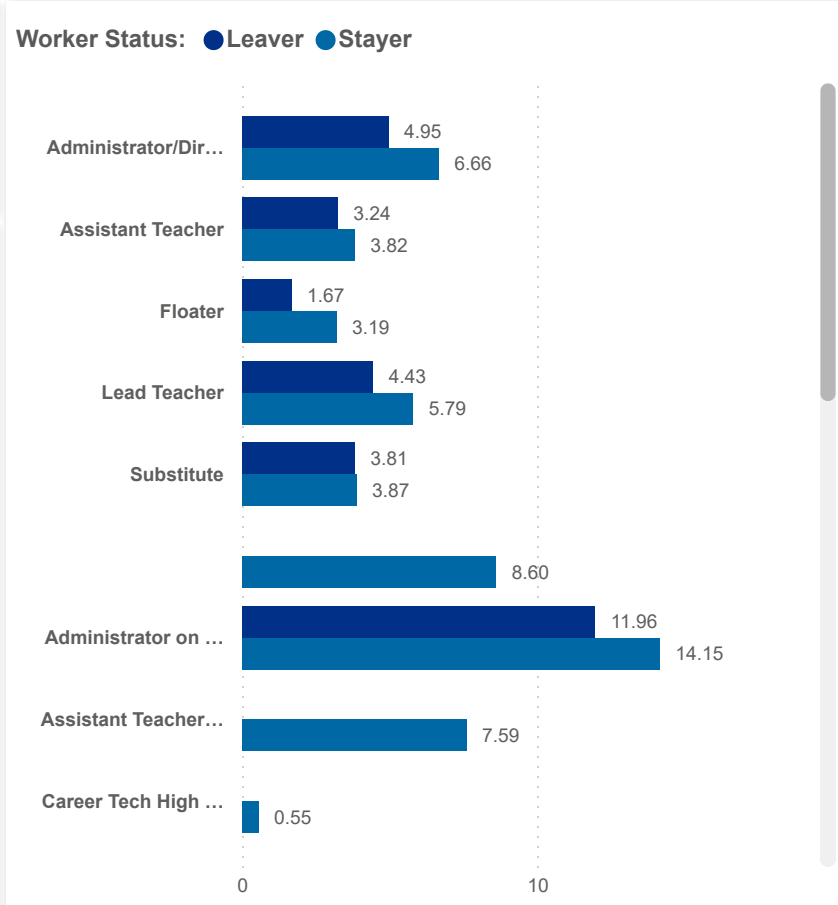



Date: Program Type: Job Title: Teacher Age Group: Education: TEACH Status:

Position Type: SUTQ Rating: Total Duration: Center Type: Publicly Funded: POWER Status:

SDA>County: Total Duration: Beale Code: Student Age Group: POWER Levels:

NUMBER OF WORKERS		AVG ECE DURATION (In Years)		HOURLY WAGE BANDS (USD)	
TOTAL LEAVER	TOTAL STAYER	LEAVER	STAYER	LEAVER (Hourly Wage MED)	STAYER (Hourly Wage MED)
214	3,288	3.60	6.34	12.20	15.00





Date: 202601 Program Type: Multiple select... Job Title: All Teacher Age Group: All Education: All TEACH Status: All
 202603 Position Type: All Credential: All TEACH Models: All
 SDA>County: SDA 11 SUTQ Rating: All Total Duration: 0.00 Center Type: All Publicly Funded: All POWER Status: All
 100.00 Beale Code: All Student Age Group: All POWER Levels: All

NUMBER OF WORKERS

AVG ECE DURATION (In Years)

HOURLY WAGE BANDS (USD)

LEAVER

STAYER

LEAVER

STAYER

LEAVER (Hourly Wage MED)

STAYER (Hourly Wage MED)

6.11%

93.89%

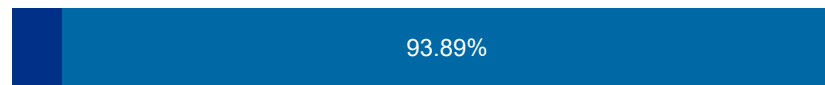
3.60

6.34

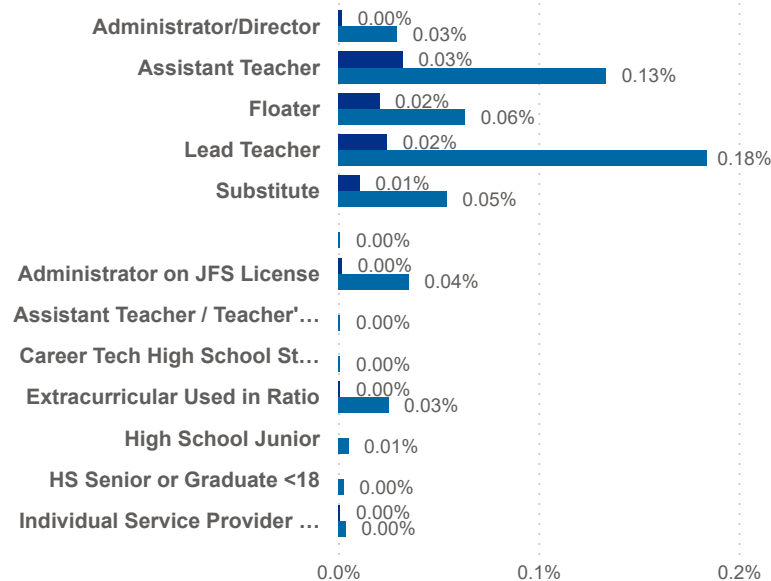
12.20

15.00

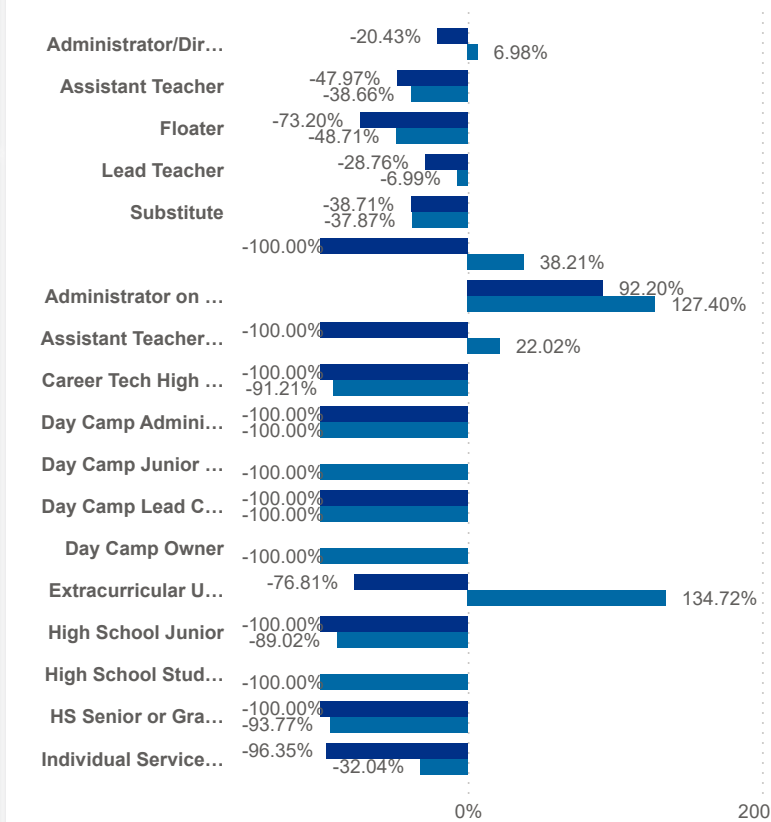
Leaver % Stayer %



Worker Status: Leaver Stayer



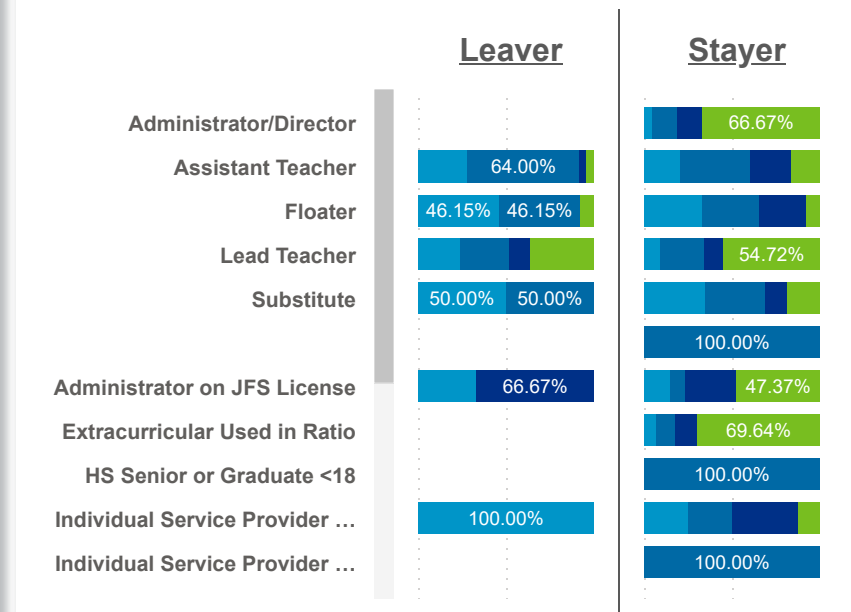
Worker Status: Leaver Stayer



Wage Bands: < 10 10 < .. < 11.6 11.6 < .. < 14 > 14



Wage Bands: < 10 10 < .. < 11.6 11.6 < .. < 14 > 14





Date: Program Type:
 Job Title: Teacher Age Group: Education: TEACH Status:

202603 Position Type: Credential: TEACH Models:

SDA>County: SUTQ Rating: Total Duration: Center Type: Publicly Funded: POWER Status:

Beale Code: Student Age Group: POWER Levels:

LEAVER (Avg Career Duration)

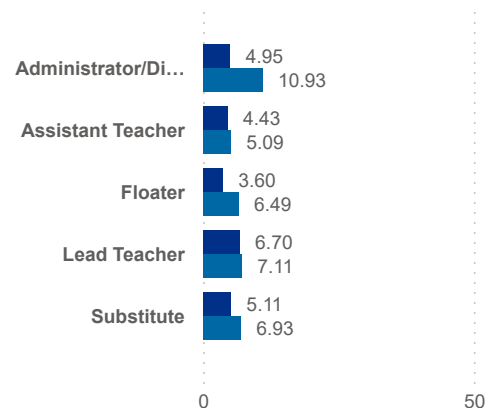
5.08

STAYER (Avg Career Duration)

13.13

Avg Career Duration by Job Title

Worker Status: ● Leaver ● Stayer



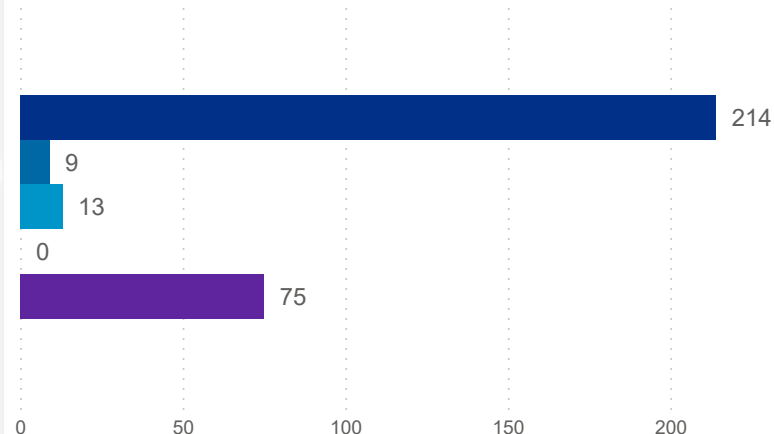
County	Job Title	Longest Serving Profile	\$ / hr	Seniority	Workload	Star Rating (Mea
Adams	Administrator/Director	2.79		Early	6.68	
Brown	Administrator/Director	3.50		Early	4.07	
Gallia	Administrator/Director	2.08		Early	12.42	
Highland	Administrator/Director	1.40		Early	3.12	
Jackson	Administrator/Director	4.08		Early	7.47	
Lawrence	Administrator/Director	2.16		Early	12.95	
Meigs	Administrator/Director	1.96		Early	3.38	
Pike	Administrator/Director	2.83		Early	2.47	
Ross	Administrator/Director	3.21		Early	8.23	
Scioto	Administrator/Director	1.95		Early	14.67	
Vinton	Administrator/Director	2.16		Early	18.55	

TOTAL STAYER

3,288

Turnover Reasons

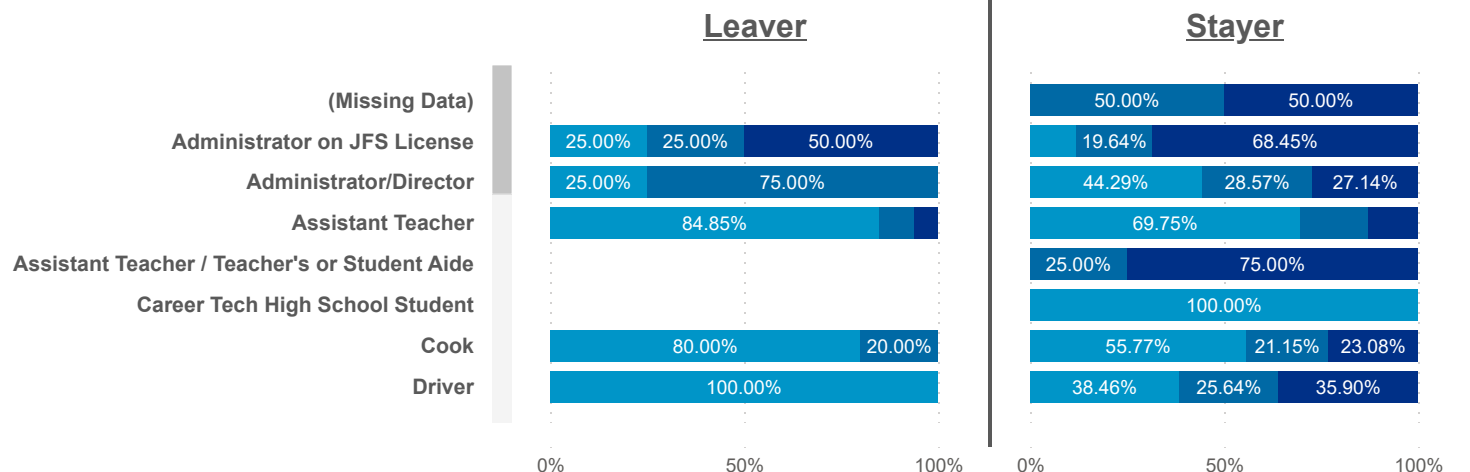
● Churn ● Internal ● Promotion ● Seasonal ● Transfer



STAYER (Promotion)

13

Seniority: ● Early ● Mid ● Senior





Date: Program Type:
 Job Title: Teacher Age Group: Education: TEACH Status:

Position Type:
 SUTQ Rating: Total Duration: Center Type: Publicly Funded: POWER Status:

SDA>County: Beale Code: Student Age Group: POWER Levels:

LEAVER (Avg Career Duration)

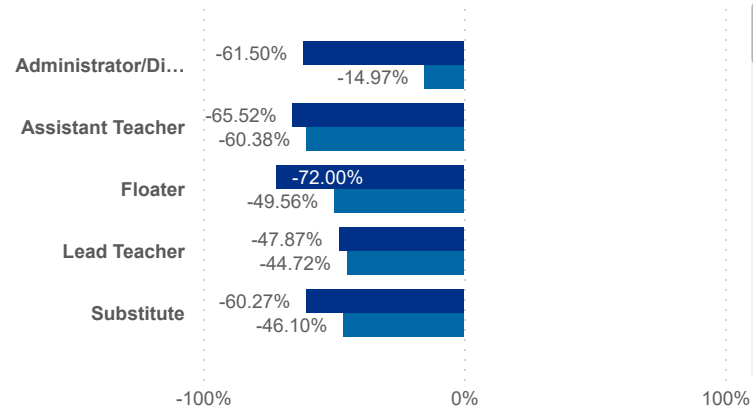
5.08

STAYER (Avg Career Duration)

13.13

Avg Career Duration by Job Title vs Mean

Worker Status: ● Leaver ● Stayer



County	Job Title	Longest Serving Profile	\$ / hr	Seniority	Workload	Star Rating (mean)
Pike	Extracurricular Not Used in Ratio	0.02	13.92	Early	4.40	3.0
Highland	Assistant Teacher	0.03	13.46	Early	2.50	3.0
Highland	Assistant Teacher	0.03	15.00	Early	4.31	1.0
Meigs	Floater	0.03	11.10	Early	4.17	0.0
Pike	Program Management Used in Ratio	0.03		Early	4.55	3.0
Pike	Substitute	0.03	12.00	Senior	6.30	1.0
Ross	Assistant Teacher	0.04	15.10	Early	7.37	3.0
Scioto	Administrator on JFS License	0.04		Early	2.10	1.0
Lawrence	Administrator on JFS License	0.04	16.25	Early	3.77	0.0
Ross	Substitute	0.05	12.00	Early	2.33	3.0
Pike	Assistant Teacher	0.05	15.07	Early	4.48	3.0

TOTAL STAYER

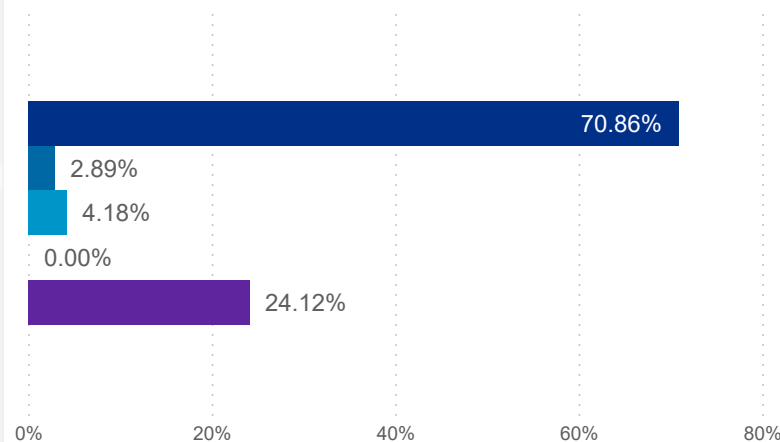
3,288

STAYER (Promotion)

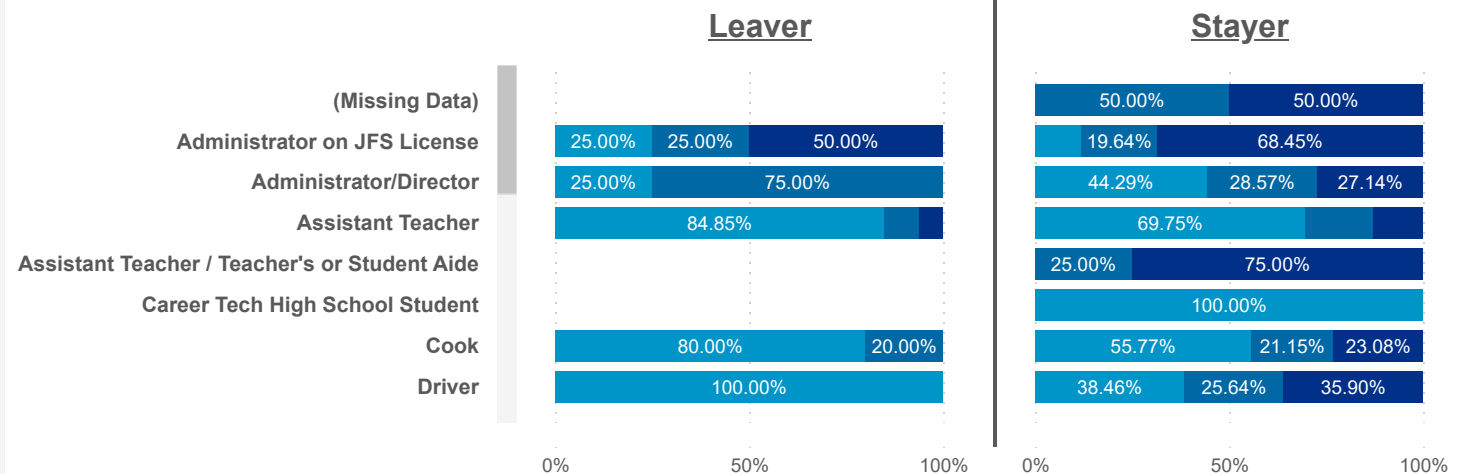
13

Turnover Reasons

● Churn ● Internal ● Promotion ● Seasonal ● Transfer



Seniority: ● Early ● Mid ● Senior





Date: Program Type:
 Job Title: Teacher Age Group: Education: TEACH Status:

Date: Position Type:
 SUTQ Rating: Total Duration: Center Type: Publicly Funded: POWER Status:

SDA>County: Beale Code: Student Age Group: POWER Levels:

PAY MEDIAN (USD)

PAY PROGRESSION (USD)

PAY & CAREER SENIORITY (USD)

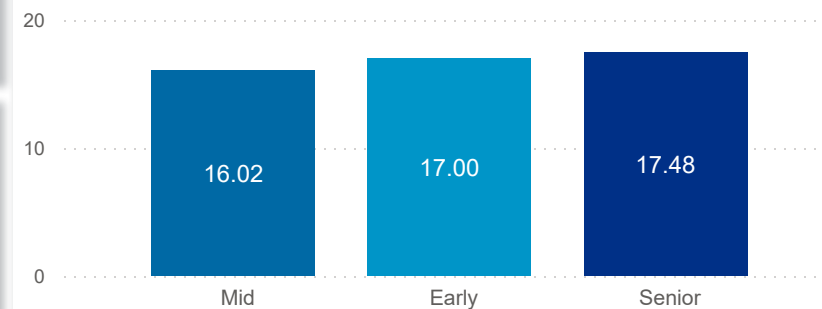
LEAVER
12.20

STAYER
15.00

LEAVER
0.61

STAYER
0.53

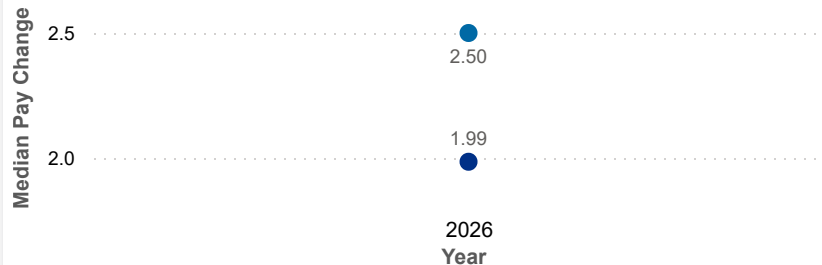
Seniority: ● Mid ● Early ● Senior



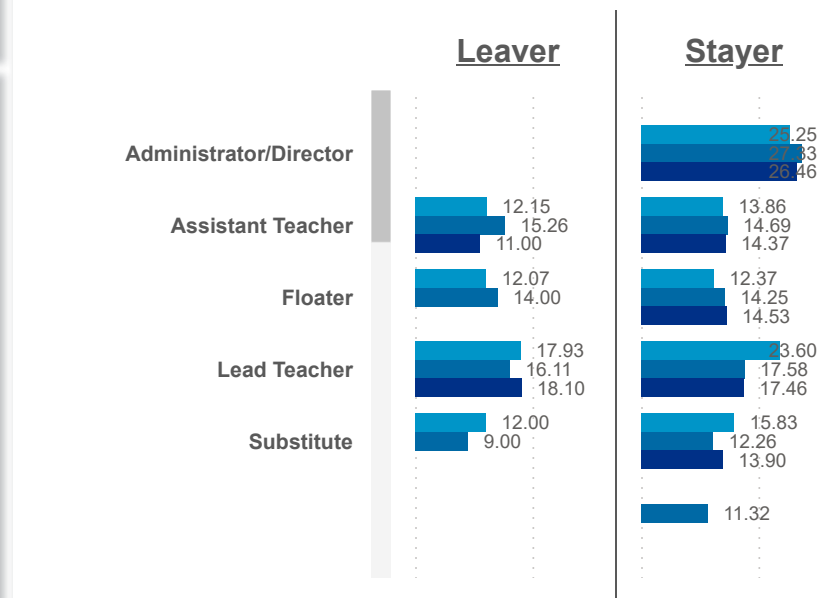
Worker Status: ● Leaver ● Stayer



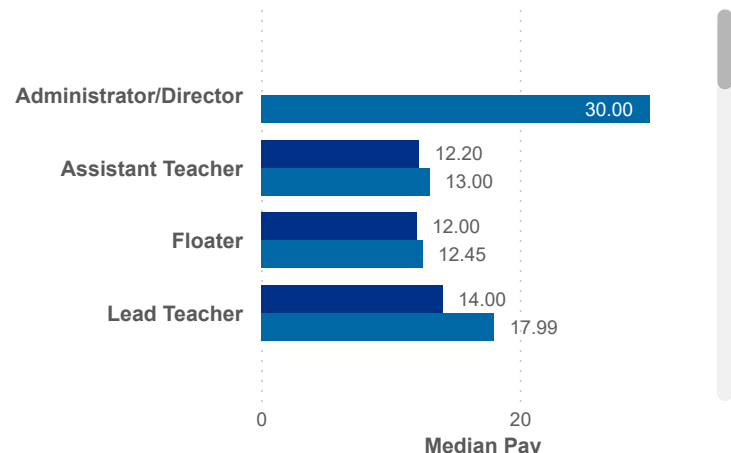
Worker Status: ● Leaver ● Stayer



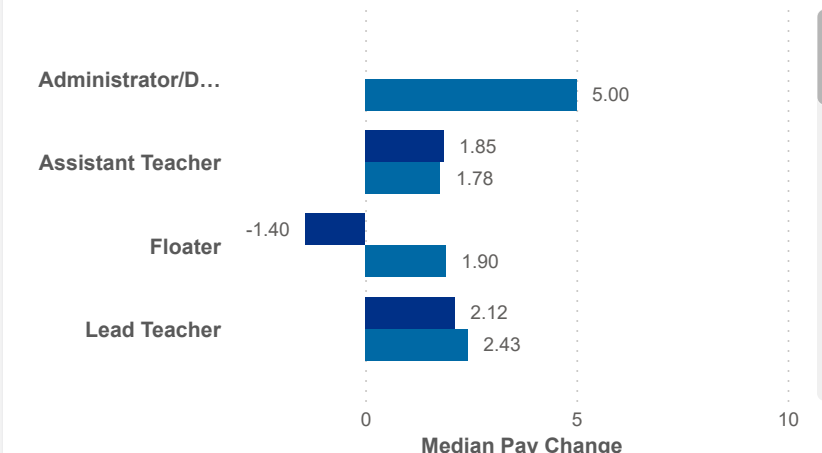
Seniority: ● Early ● Mid ● Senior



Worker Status: ● Leaver ● Stayer



Worker Status: ● Leaver ● Stayer





Date: Program Type:
 Job Title: Teacher Age Group: Education: TEACH Status:

Date: Position Type:
 SUTQ Rating: Total Duration: Center Type: Publicly Funded: POWER Status:

SDA>County: Total Duration: Beale Code: Student Age Group: POWER Levels:

PAY MEDIAN (USD)

LEAVER

12.20

STAYER

15.00

PAY PROGRESSION (USD)

LEAVER

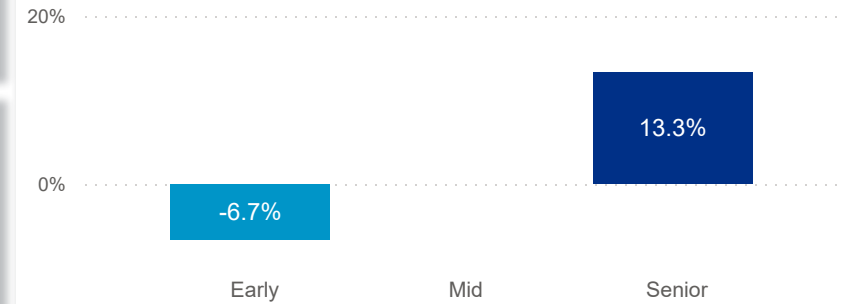
0.61

STAYER

0.53

PAY & CAREER SENIORITY (USD)

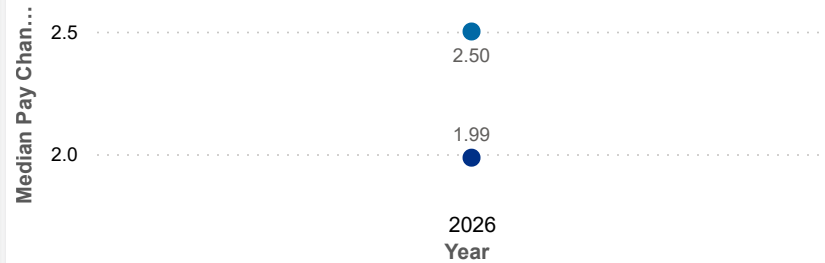
Seniority: ● Early ● Mid ● Senior



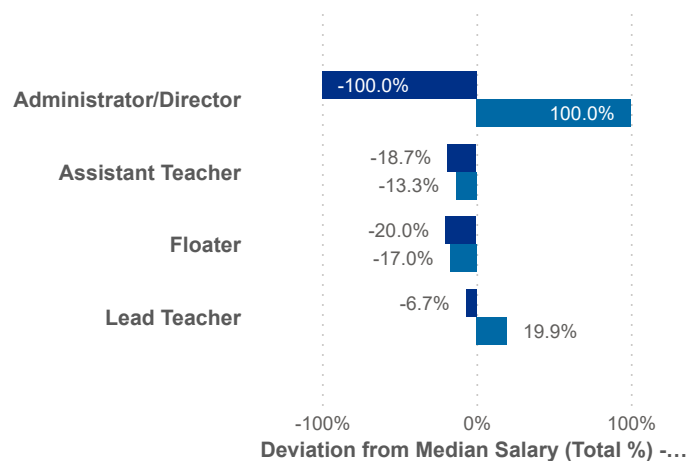
Worker Status: ● Leaver ● Stayer



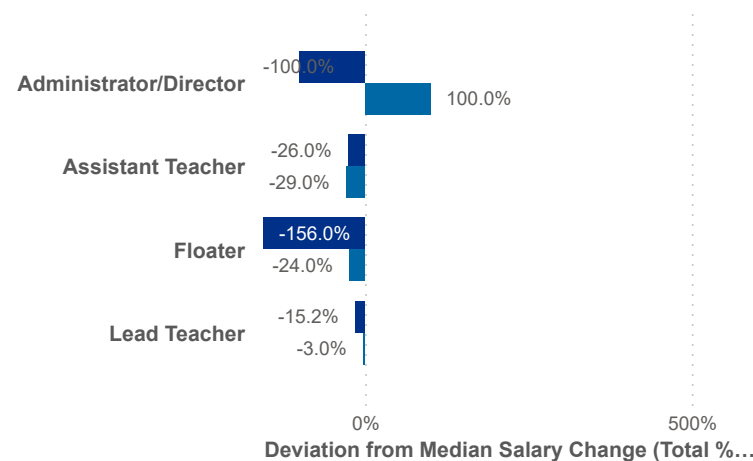
Worker Status: ● Leaver ● Stayer



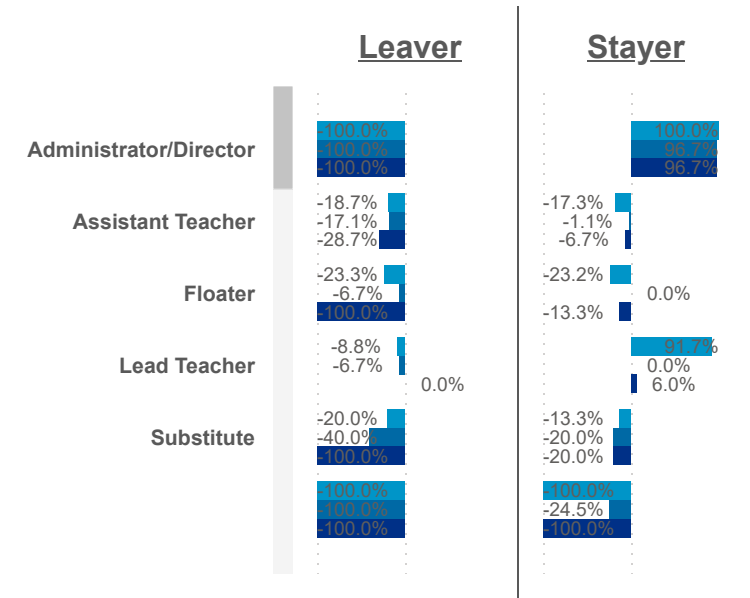
Worker Status: ● Leaver ● Stayer



Worker Status: ● Leaver ● Stayer



Seniority: ● Early ● Mid ● Senior





Date: Program Type:
 Job Title: Teacher Age Group: Education: TEACH Status:

Date: Position Type:
 SUTQ Rating: Total Duration: Center Type: Publicly Funded: POWER Status:

SDA>County: Beale Code: Student Age Group: POWER Levels:

Workload Median (Total)

4.88

Workload Median (Leaver)

5.73

Workload Median (Stayer)

4.86

Star Rating Mean (Total)

1.6

Star Rating Mean (Leaver)

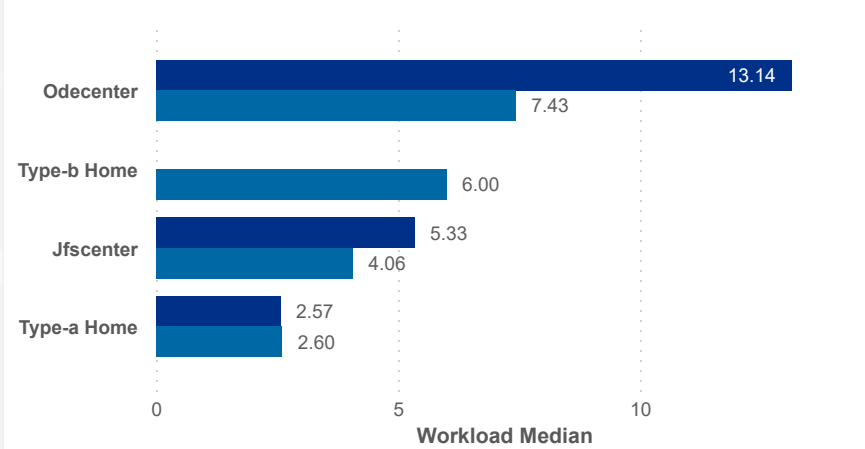
1.7

Star Rating Mean (Stayer)

1.6

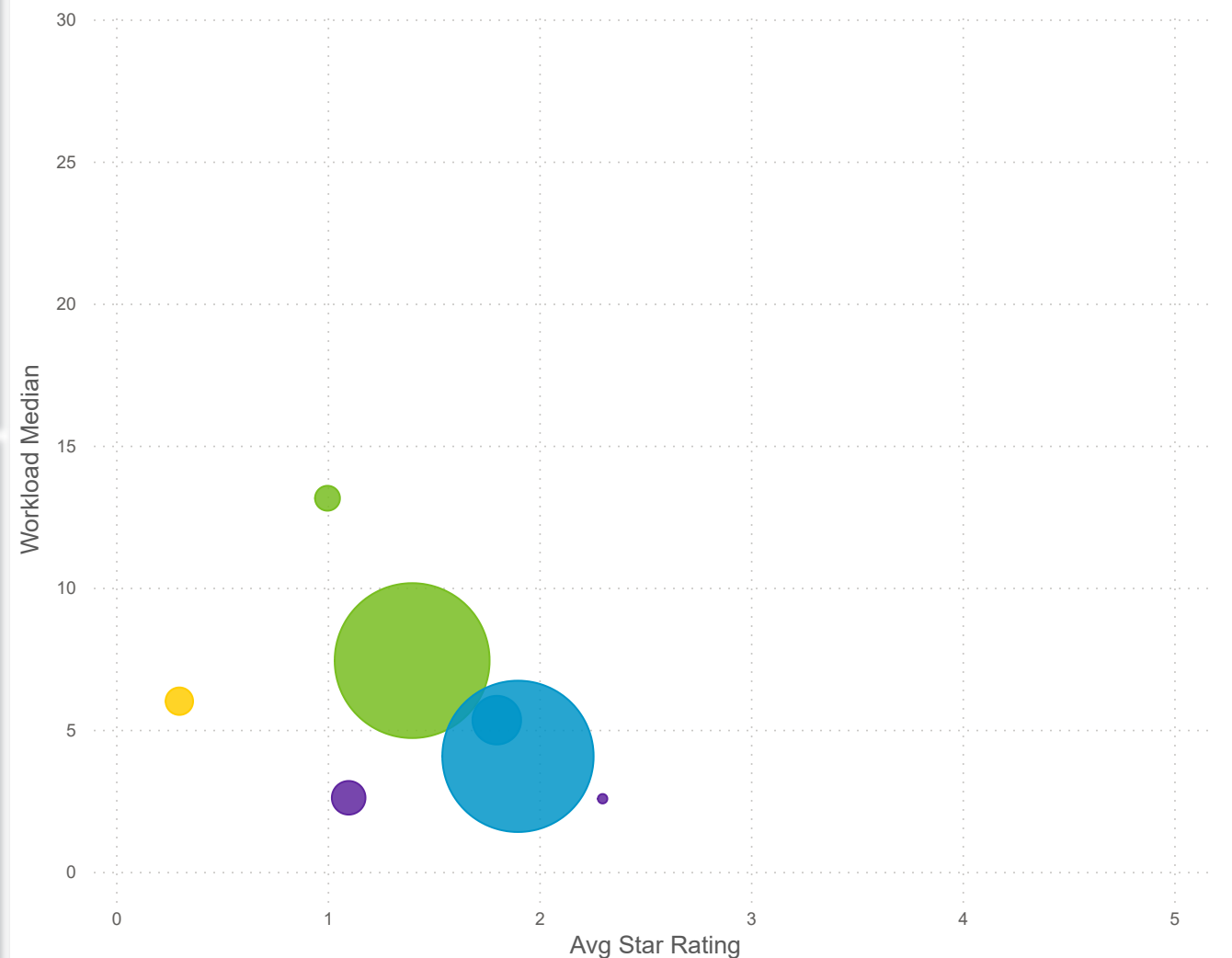
Workload Median

Worker status ● Leaver ● Stayer



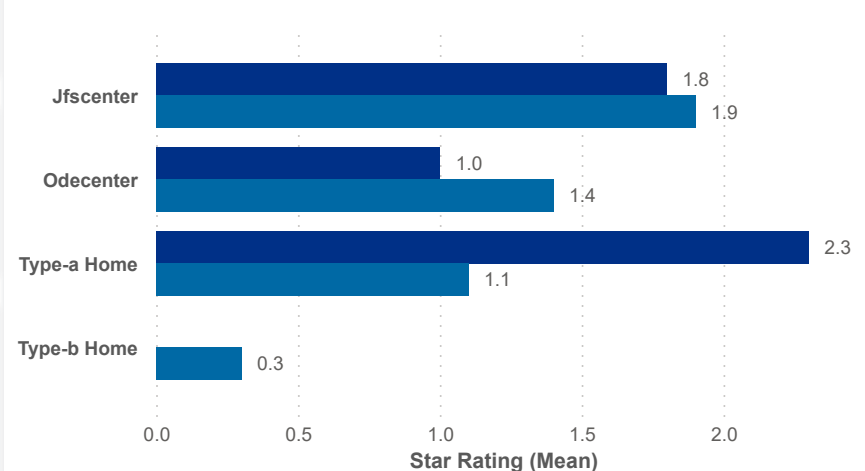
Star Rating Mean, Workload Median, and Number of Users by Worker Status and Center Type

Center Type: ● Jfscenter ● Odecenter ● Type-a Home ● Type-b Home



Star Rating Mean

Worker status ● Leaver ● Stayer





Date: Program Type:
 Job Title: Teacher Age Group: Education: TEACH Status:

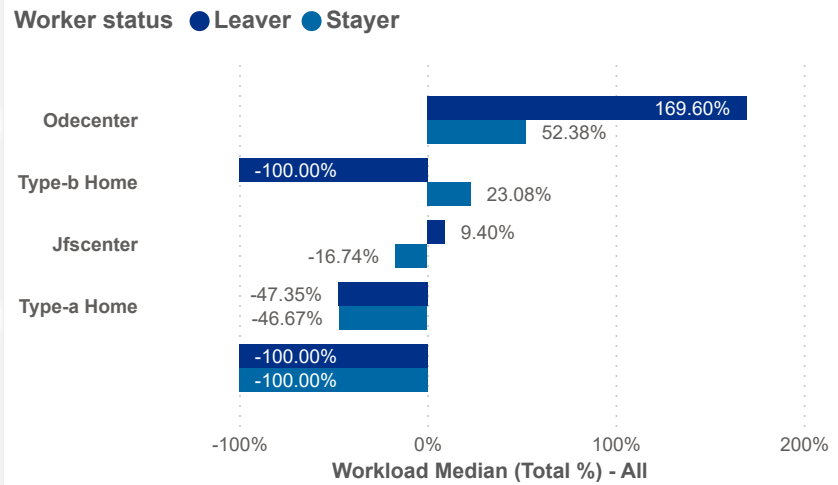
Position Type:
 SUTQ Rating: Total Duration: Center Type: Publicly Funded: POWER Status:

SDA>County: Beale Code: Student Age Group: POWER Levels:

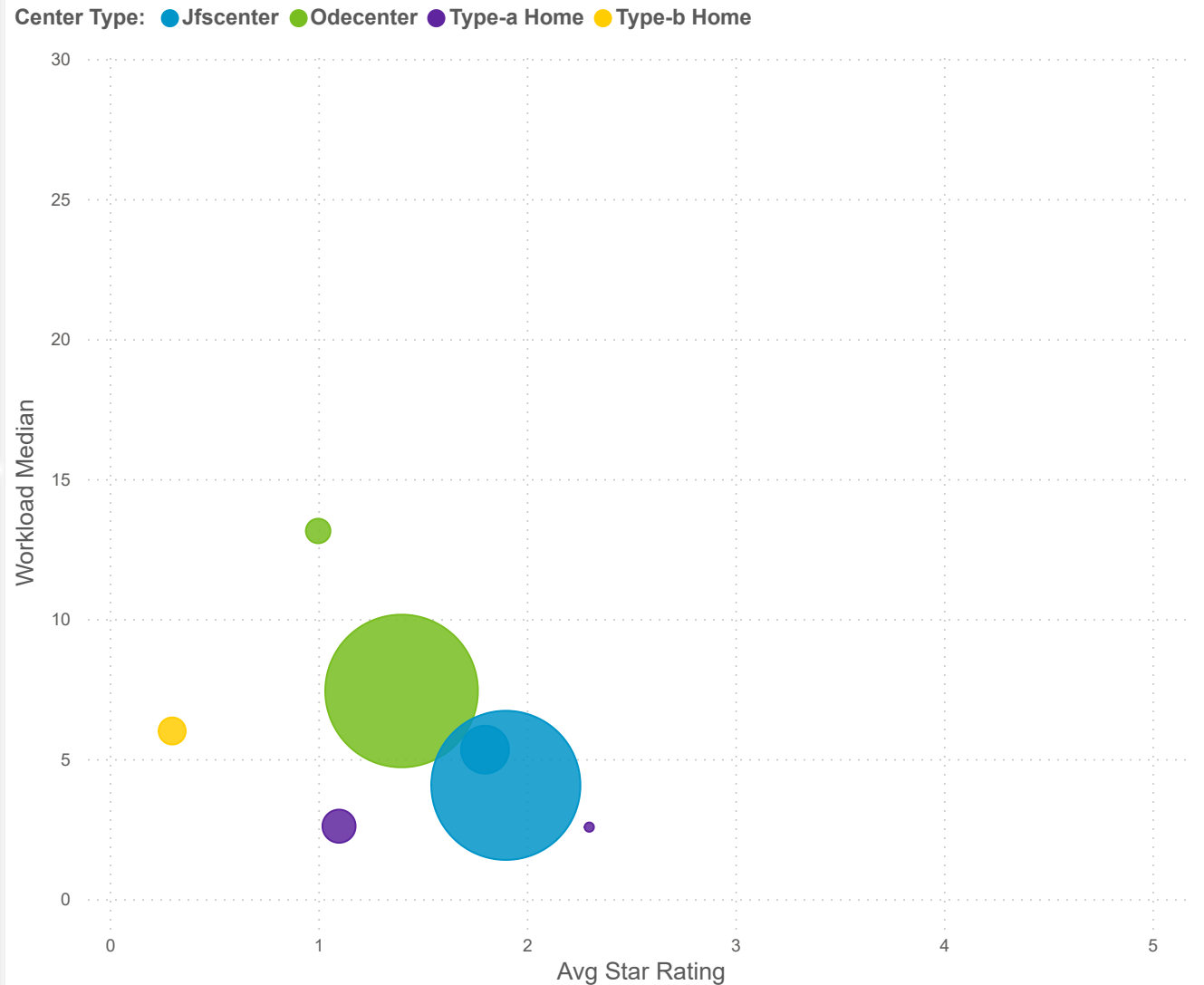
Workload Median (Total)

4.88

Workload Median (Total %)



Star Rating Mean, Workload Median, and Number of Users by Worker Status and Center Type



Workload Median (Leaver)

5.73

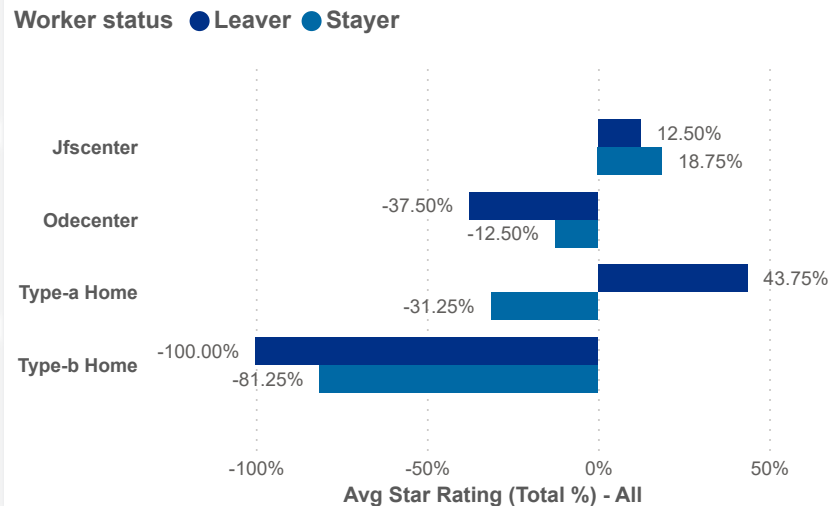
Workload Median (Stayer)

4.86

Star Rating Mean (Total)

1.6

Star Rating Mean (Total %)



Star Rating Mean (Leaver)

1.7

Star Rating Mean (Stayer)

1.6



Date: 202601 | Program Type: Multiple select... | Job Title: All | Teacher Age Group: All | Education: All | TEACH Status: All

202603 | Position Type: All | SUTQ Rating: All | Total Duration: 0.00 | Center Type: All | Publicly Funded: All | TEACH Models: All

SDA>County: SDA 11 | Total Duration: 100.00 | Beale Code: All | Student Age Group: All | POWER Status: All


POWER Levels: All

PAY MEAN (USD)

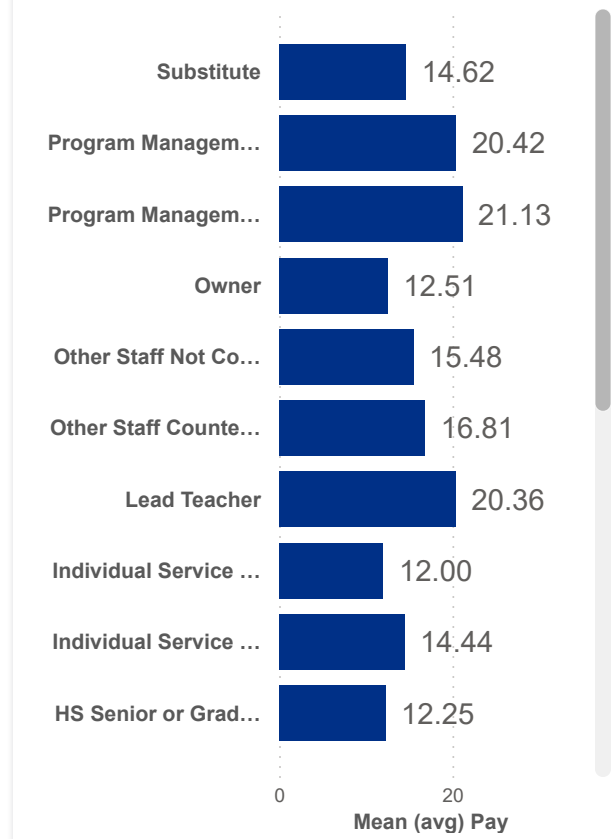
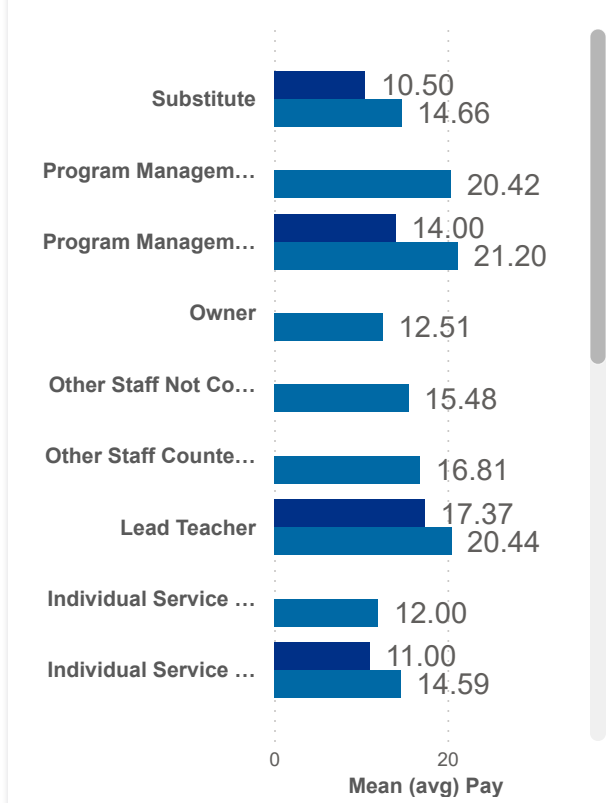
LEAVER	STAYER	COMBINED
14.06	17.03	16.97

Salary Mean by Year and Worker Status

Worker status ● Leaver ● Stayer



Worker ... ● Leaver ● Stayer



Combined Salary Mean by Year and Worker Status

