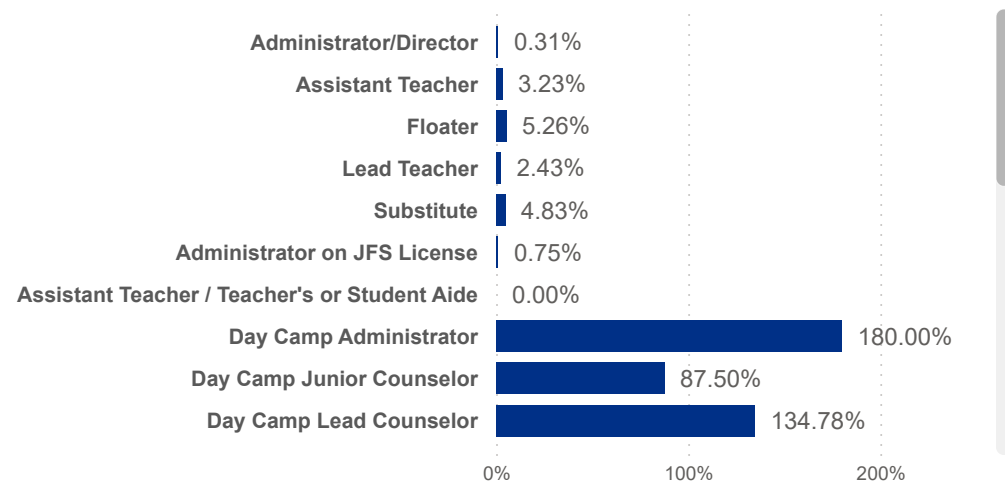




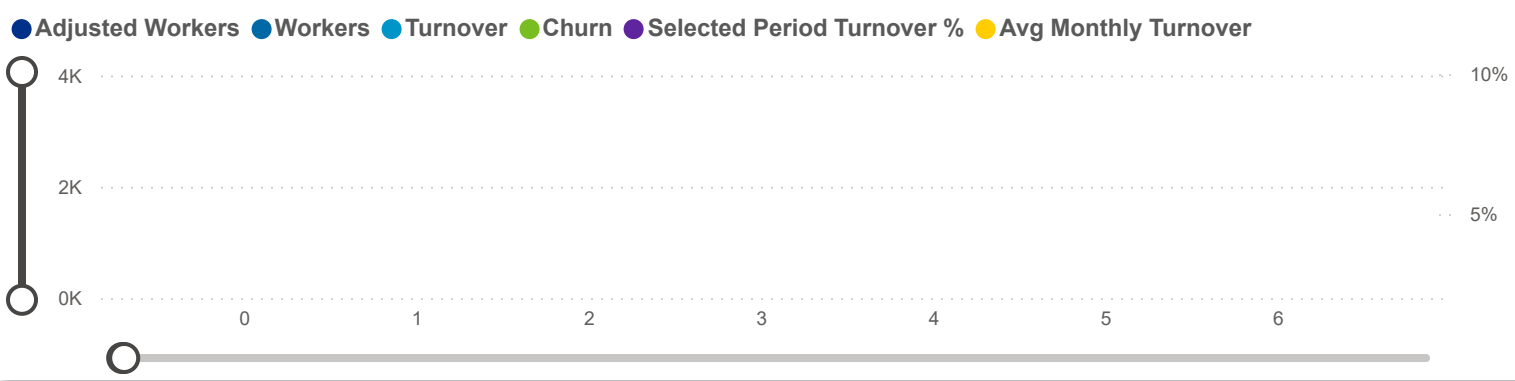
Date:  Program Type:  Job Title:  Teacher Age Group:  Education:  TEACH Status:   
 Position Type:  SUTQ Rating:  Total Duration:  Center Type:  Publicly Funded:  POWER Status:   
 SDA>County:  Total Duration:  Beale Code:  Student Age Group:  POWER Levels:

## Avg Monthly Turnover Rates by Job Title

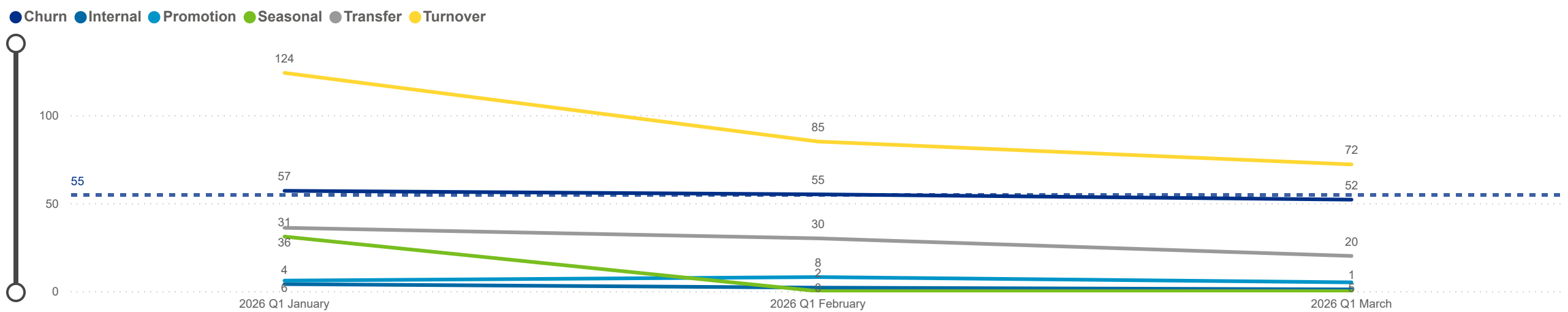


Avg Monthly Turnover	Adjusted Workers	Total Leaver	Total Stayer	Sel Period Turnover
<b>2.96%</b>	<b>3,311</b>	<b>162</b>	<b>3,149</b>	<b>8.49%</b>

## Avg Monthly Turnover and Number of Workers



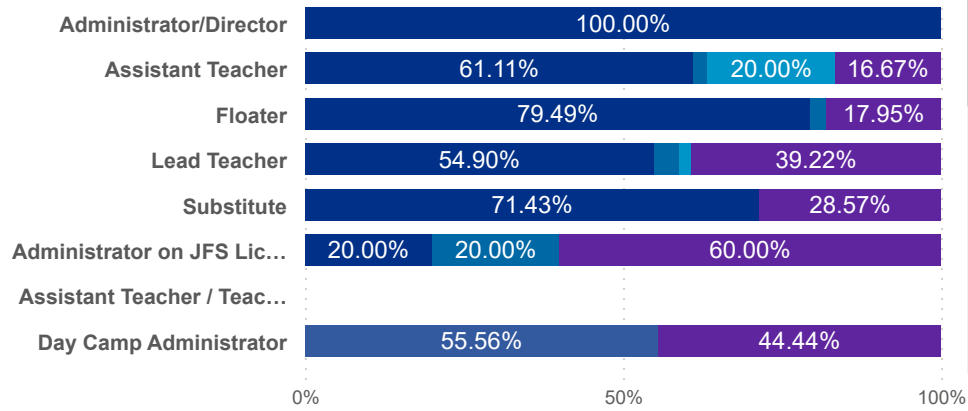
## Categorization by Time Series



Date: 202601 | Program Type: Multiple select... | Job Title: All | Teacher Age Group: All | Education: All | TEACH Status: All  
 202603 | Position Type: All | SUTQ Rating: All | Total Duration: 0.00 | Center Type: All | Publicly Funded: All | POWER Status: All  
 SDA>County: SDA 10 | Beale Code: All | Student Age Group: All | POWER Levels: All

**Job Change Reasons by Job Title**

● Churn ● Internal ● Promotion ● Seasonal ● Transfer



**Avg Monthly Churn**

**1.73%**

**Adjusted Workers**

**3,311**

**Workload Median**

**4.24**

**Pay Median USD / hr**

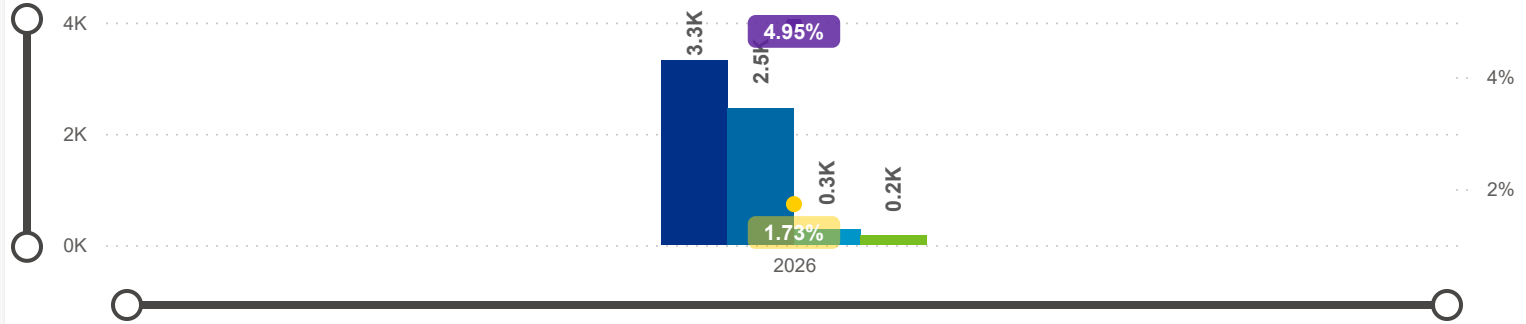
**14.50**

**Avg ECE Duration**

**5.64**

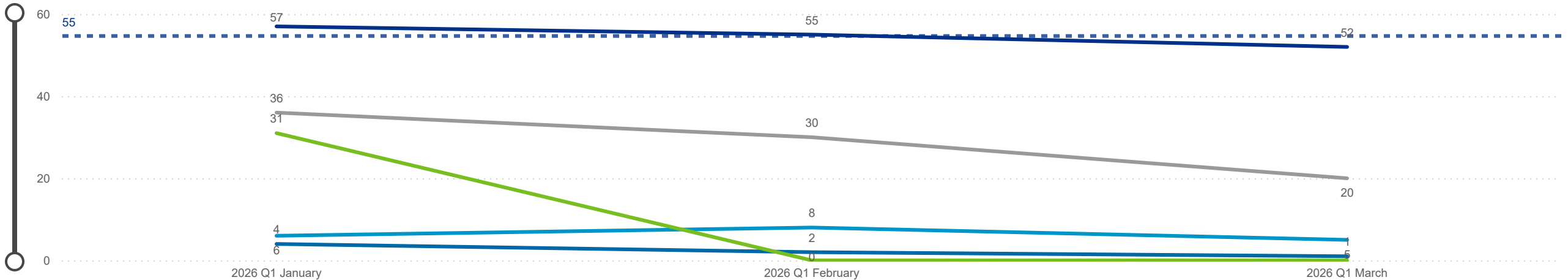
**Avg Monthly Churn and Number of Workers**

● Adjusted Workers ● Workers ● Turnover ● Churn ● Selected Period Churn % ● Avg Monthly Churn



**Categorization by Time Series**

● Churn ● Internal ● Promotion ● Seasonal ● Transfer

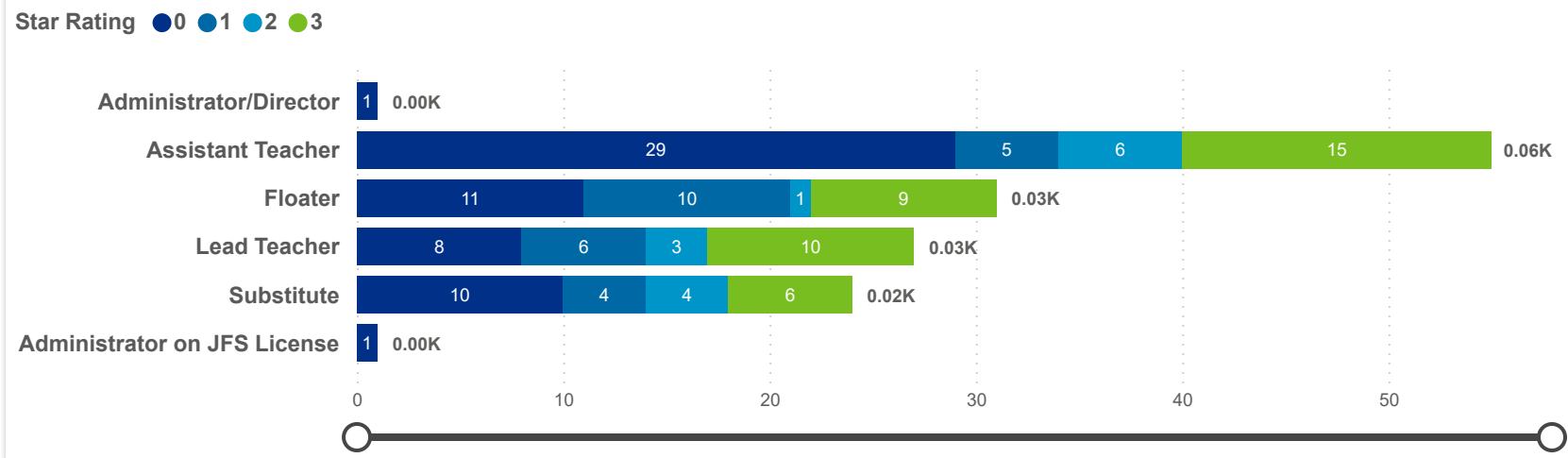


Date: 202601 | Program Type: Multiple select... | Job Title: All | Teacher Age Group: All | Education: All | TEACH Status: All  
 202603 | Position Type: All | SUTQ Rating: All | Total Duration: 0.00 | Center Type: All | Publicly Funded: All | POWER Status: All  
 SDA>County: SDA 10 | Beale Code: All | Student Age Group: All | POWER Levels: All

Low Leaver % | High Leaver %

<b>ADJUSTED WORKERS</b>	<b>TOTAL LEAVER</b>	<b>TOTAL STAYER</b>	<b>SELECTED PERIOD CHURN %</b>
<b>3,311</b>	<b>162</b>	<b>3,149</b>	<b>4.89%</b>

**Leaver by Job Title and Star Rating**



County	Adjusted Workers	Workers	Workers %	Total Leaver	Total Stayer	Selected Period Churn %	Stayer %	Avg Monthly Churn	Selected Period Turnover %	Avg Monthly Turnover	Workload Median	Avg Star Rating
Monroe OH	135	81	3.29%	4	131	2.96%	97.04%	0.98%	3.70%	1.22%	3.60	2.52
Noble OH	130	103	4.19%	9	121	6.92%	93.08%	2.45%	8.46%	2.99%	3.79	2.25
Guernsey OH	301	257	10.44%	21	280	6.98%	93.02%	2.47%	7.64%	2.71%	4.31	2.02
Belmont OH	365	278	11.30%	9	356	2.47%	97.53%	0.84%	4.38%	1.50%	4.50	1.80
Hocking OH	177	138	5.61%	5	172	2.82%	97.18%	0.93%	3.39%	1.12%	6.00	1.47
Perry OH	230	179	7.27%	10	220	4.35%	95.65%	1.52%	9.57%	3.34%	8.00	1.45
Athens OH	583	483	19.63%	27	556	4.63%	95.37%	1.75%	12.69%	4.63%	3.79	1.20
Muskingum OH	759	591	24.01%	50	709	6.59%	93.41%	2.38%	11.46%	4.05%	6.24	1.09
Washington OH	534	340	13.82%	25	509	4.68%	95.32%	1.60%	6.55%	2.25%	3.69	1.02
Morgan OH	97	78	3.17%	2	95	2.06%	97.94%	0.70%	2.06%	0.70%	5.00	0.86
<b>Total</b>	<b>3,311</b>	<b>2,461</b>	<b>100.00%</b>	<b>162</b>	<b>3,149</b>	<b>4.89%</b>	<b>95.11%</b>	<b>1.73%</b>	<b>8.49%</b>	<b>2.96%</b>	<b>4.24</b>	<b>1.41</b>

©2026 TomTom Feedback



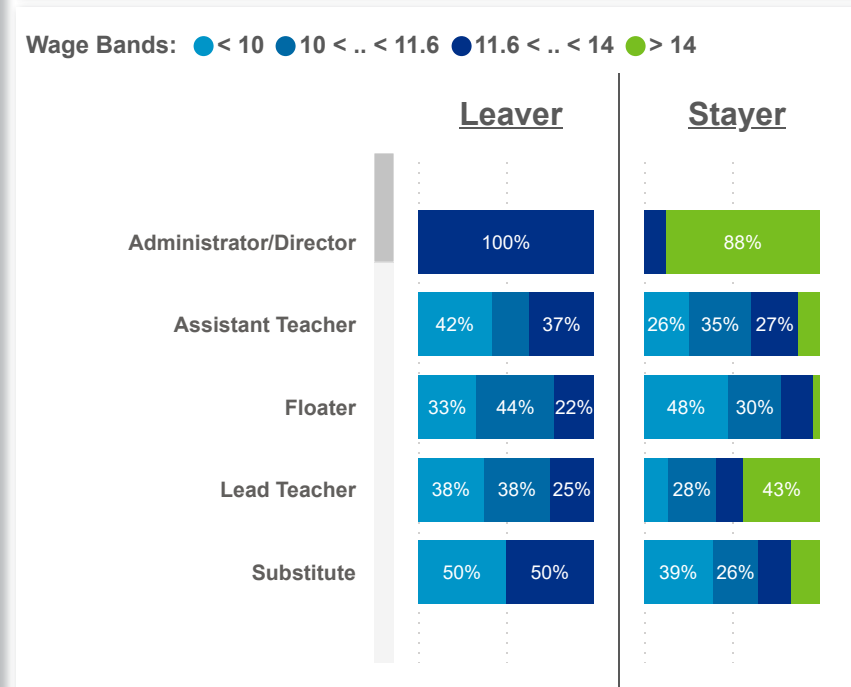
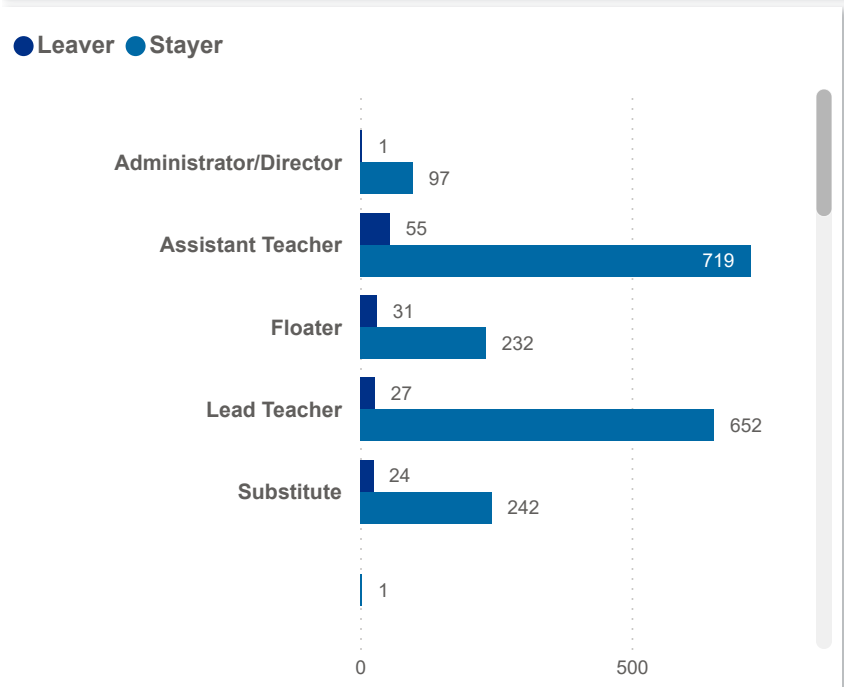

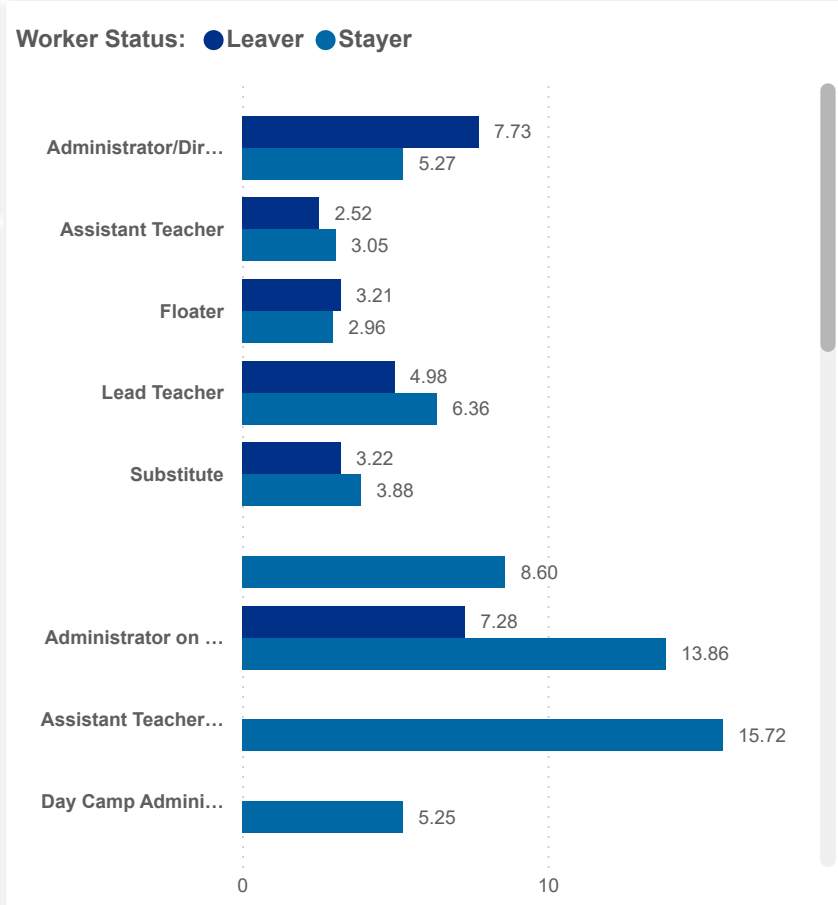

Date:  Program Type:  Job Title:  Teacher Age Group:  Education:  TEACH Status:

Position Type:  Credential:  TEACH Models:

SDA>County:  SUTQ Rating:  Total Duration:  Center Type:  Publicly Funded:  POWER Status:

Beale Code:  Student Age Group:  POWER Levels:

NUMBER OF WORKERS		AVG ECE DURATION (In Years)		HOURLY WAGE BANDS (USD)	
TOTAL LEAVER	TOTAL STAYER	LEAVER	STAYER	LEAVER (Hourly Wage MED)	STAYER (Hourly Wage MED)
<b>162</b>	<b>3,149</b>	<b>3.27</b>	<b>5.73</b>	<b>13.70</b>	<b>14.50</b>





Date:  Program Type: 
 Job Title:  Teacher Age Group:  Education:  TEACH Status:

Date:  Position Type: 
 SUTQ Rating:  Total Duration:  Center Type:  Publicly Funded:  POWER Status:

SDA>County:  Beale Code:  Student Age Group:  POWER Levels:

### NUMBER OF WORKERS

### AVG ECE DURATION (In Years)

### HOURLY WAGE BANDS (USD)

LEAVER

STAYER

# 4.89%

# 95.11%

LEAVER

STAYER

# 3.27

# 5.73

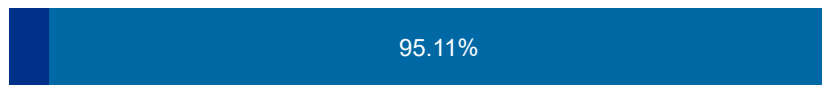
LEAVER (Hourly Wage MED)

STAYER (Hourly Wage MED)

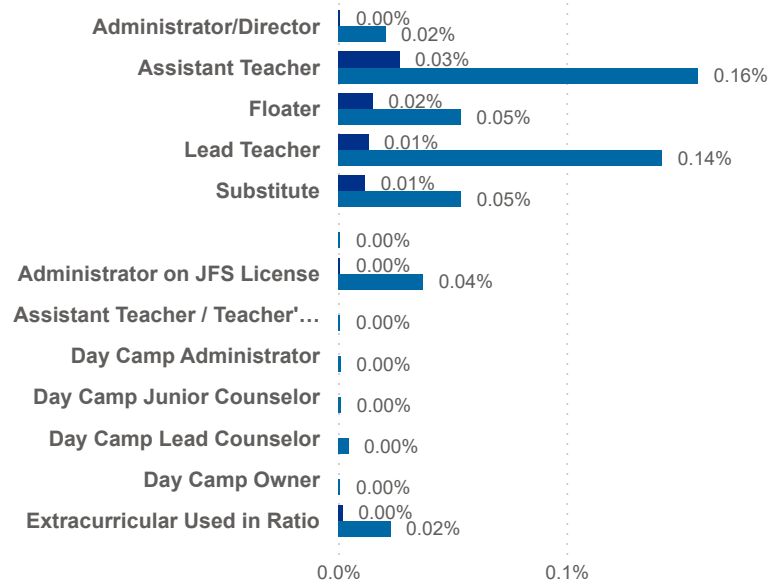
# 13.70

# 14.50

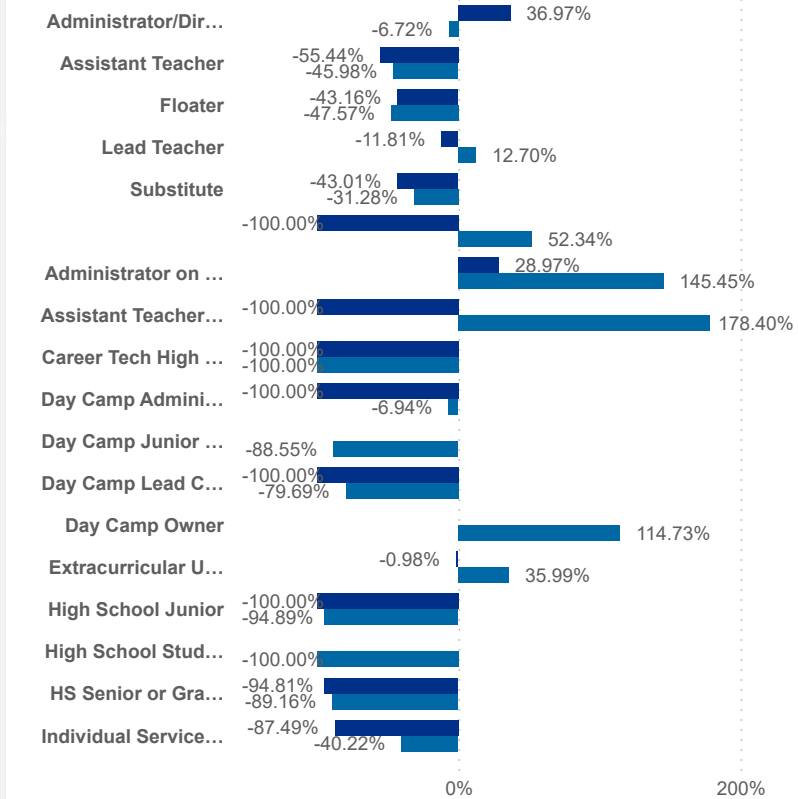
Leaver % Stayer %



Worker Status: Leaver Stayer



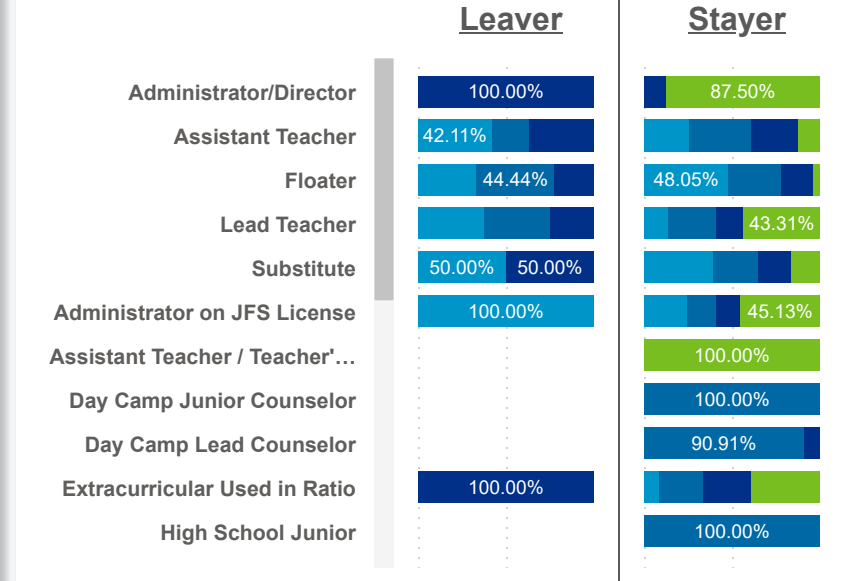
Worker Status: Leaver Stayer



Wage Bands: < 10 10 < .. < 11.6 11.6 < .. < 14 > 14



Wage Bands: < 10 10 < .. < 11.6 11.6 < .. < 14 > 14





Date:  Program Type: 
 Job Title:  Teacher Age Group:  Education:  TEACH Status:

Position Type: 
 SUTQ Rating:  Total Duration:  Center Type:  Publicly Funded:  POWER Status:

SDA>County:  Beale Code:  Student Age Group:  POWER Levels:

### LEAVER (Avg Career Duration)

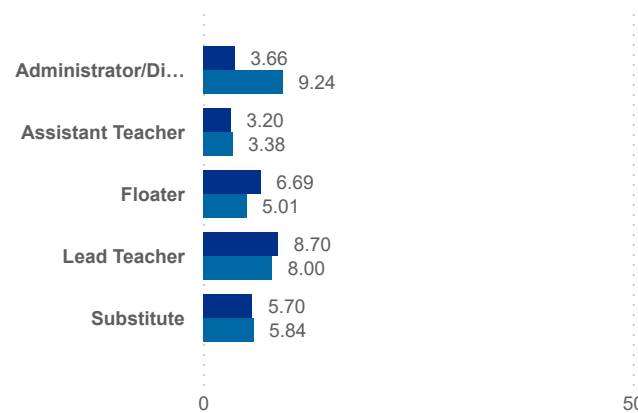
# 5.32

### STAYER (Avg Career Duration)

# 10.54

## Avg Career Duration by Job Title

Worker Status: ● Leaver ● Stayer



County	Job Title	Longest Serving Profile	\$ / hr	Seniority	Workload	Star Rating (M
Athens	Administrator/Director	1.96		Early	3.79	
Belmont	Administrator/Director	1.95		Early	3.24	
Guernsey	Administrator/Director	0.51		Early	3.83	
Hocking	Administrator/Director	4.09		Early	7.83	
Monroe	Administrator/Director	2.99		Early	1.07	
Morgan	Administrator/Director	1.50		Early	6.50	
Muskingum	Administrator/Director	2.92		Early	15.57	
Noble	Administrator/Director	0.50		Early	6.80	
Perry	Administrator/Director	1.48		Early	7.00	
Washington	Administrator/Director	2.49		Early	3.69	
Perry	Administrator/Director	3.28	17.00	Early	42.66	

### TOTAL STAYER

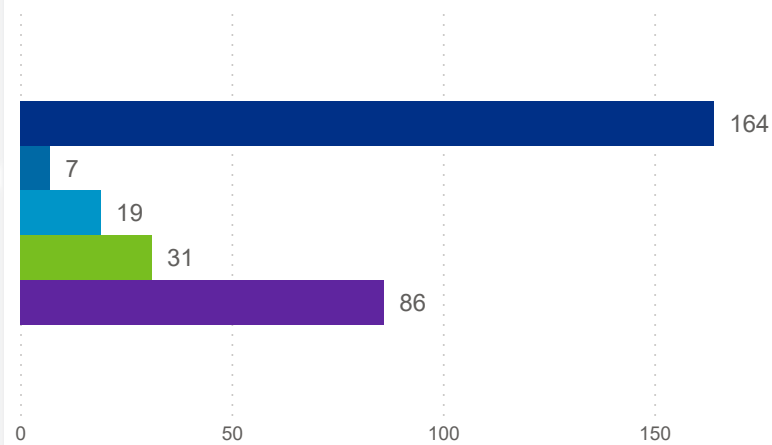
# 3,149

### STAYER (Promotion)

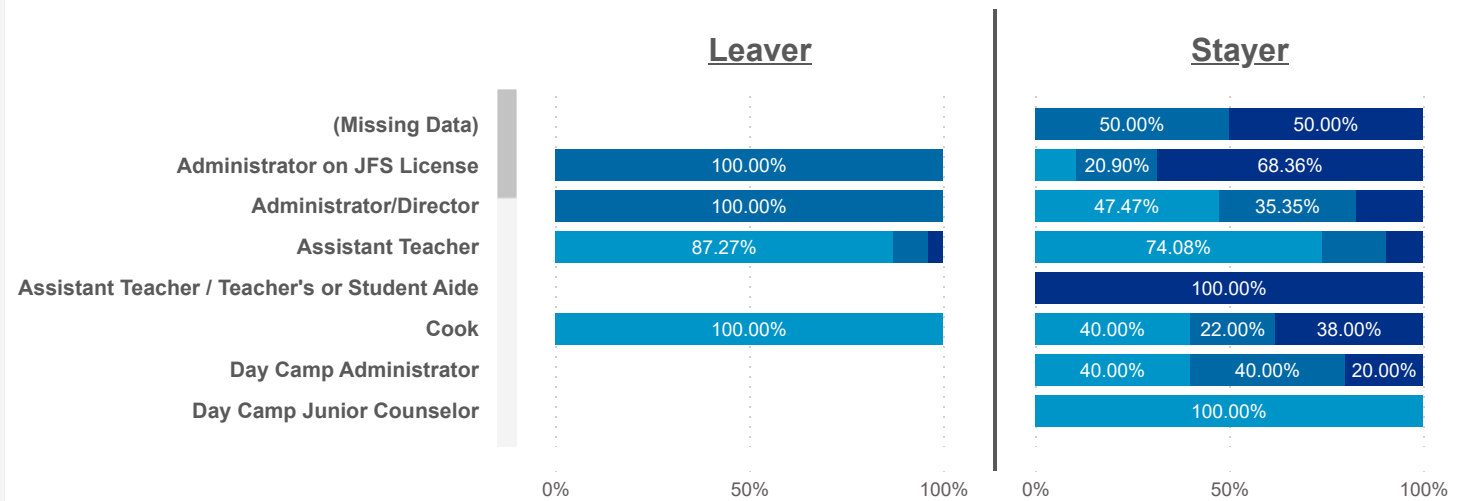
# 19

## Turnover Reasons

● Churn ● Internal ● Promotion ● Seasonal ● Transfer



Seniority: ● Early ● Mid ● Senior





Date: 202601 Program Type: Multiple select... Job Title: All Teacher Age Group: All Education: All TEACH Status: All  
 202603 Position Type: All Credential: All TEACH Models: All  
 SDA>County: SDA 10 SUTQ Rating: All Total Duration: 0.00 Center Type: All Publicly Funded: All POWER Status: All  
 100.00 Beale Code: All Student Age Group: All POWER Levels: All

### LEAVER (Avg Career Duration)

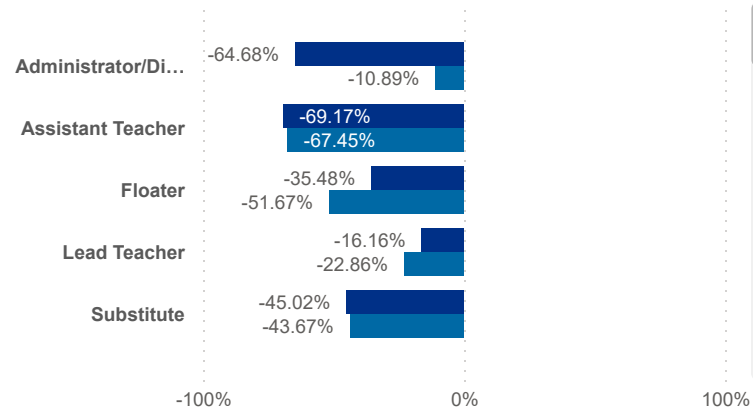
# 5.32

### STAYER (Avg Career Duration)

# 10.54

## Avg Career Duration by Job Title vs Mean

Worker Status: ● Leaver ● Stayer



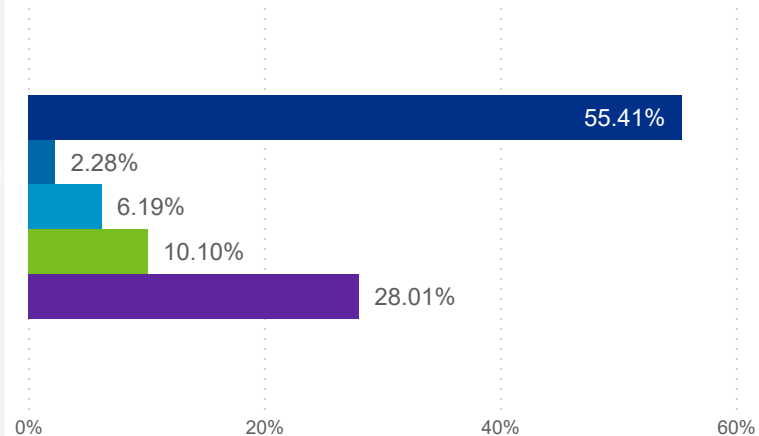
County	Job Title	Longest Serving Profile	\$ / hr	Seniority	Workload	Star Rating (mean)
Hocking	Assistant Teacher	0.01	11.50	Early	8.25	0.0
Noble	Lead Teacher	0.01	18.00	Mid	3.51	3.0
Guernsey	Assistant Teacher	0.02	19.36	Early	4.17	3.0
Washington	Lead Teacher	0.02	20.25	Early	3.39	0.0
Athens	Substitute	0.03	11.10	Early	4.41	0.0
Belmont	Extracurricular Used in Ratio	0.03		Early	4.55	3.0
Morgan	Substitute	0.04	15.40	Early	9.38	3.0
Belmont	Floater	0.05	10.97	Early	3.39	3.0
Guernsey	Assistant Teacher	0.07	11.50	Early	6.57	3.0
Muskingum	Assistant Teacher	0.07	15.93	Mid	9.59	0.0
Athens	Extracurricular Used in Ratio	0.07	11.10	Early	3.85	0.0

### TOTAL STAYER

# 3,149

## Turnover Reasons

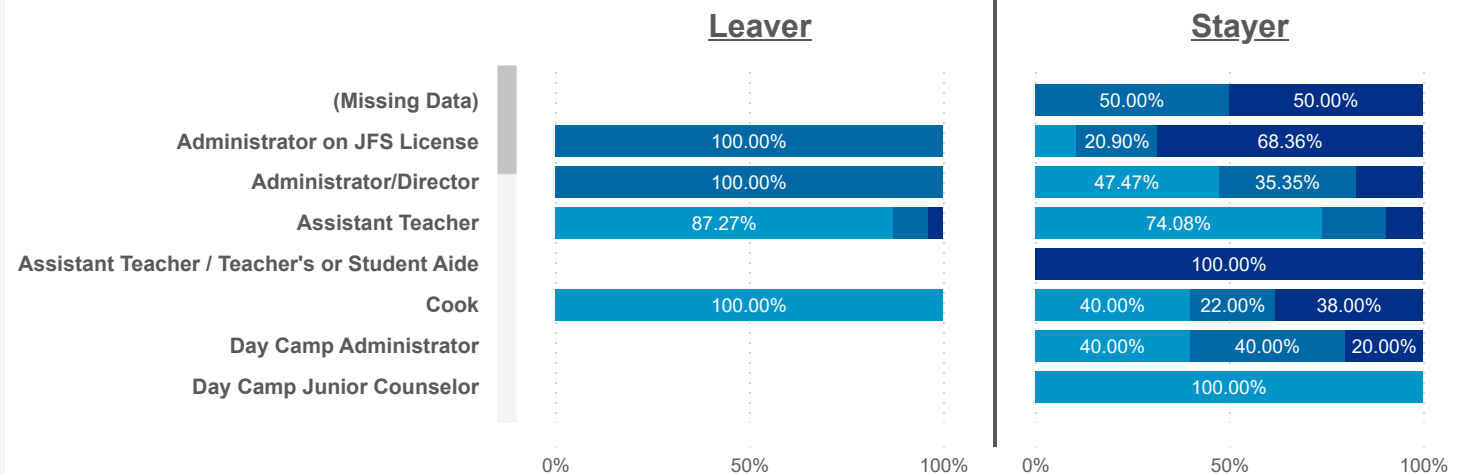
● Churn ● Internal ● Promotion ● Seasonal ● Transfer



### STAYER (Promotion)

# 19

Seniority: ● Early ● Mid ● Senior





Date:  Program Type: 
 Job Title:  Teacher Age Group:  Education:  TEACH Status:

Position Type: 
 SUTQ Rating:  Total Duration:  Center Type:  Publicly Funded:  POWER Status:

SDA>County: 
 Beale Code:  Student Age Group:  POWER Levels:

### PAY MEDIAN (USD)

### PAY PROGRESSION (USD)

### PAY & CAREER SENIORITY (USD)

**LEAVER**

**13.70**

**STAYER**

**14.50**

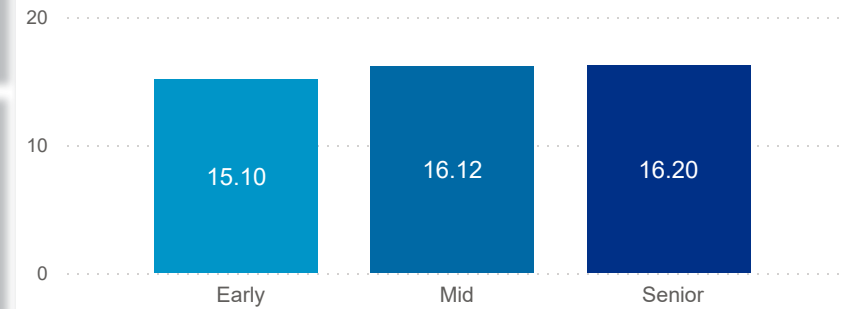
**LEAVER**

**0.97**

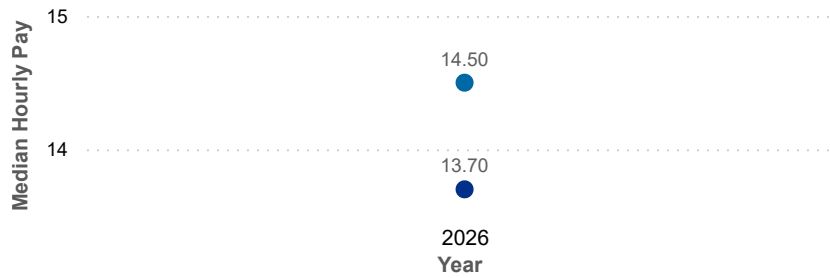
**STAYER**

**0.73**

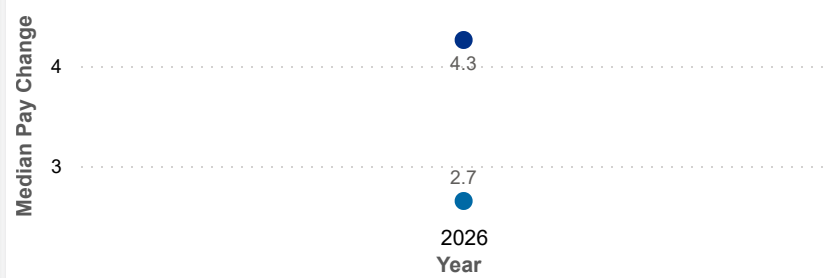
Seniority: ● Early ● Mid ● Senior



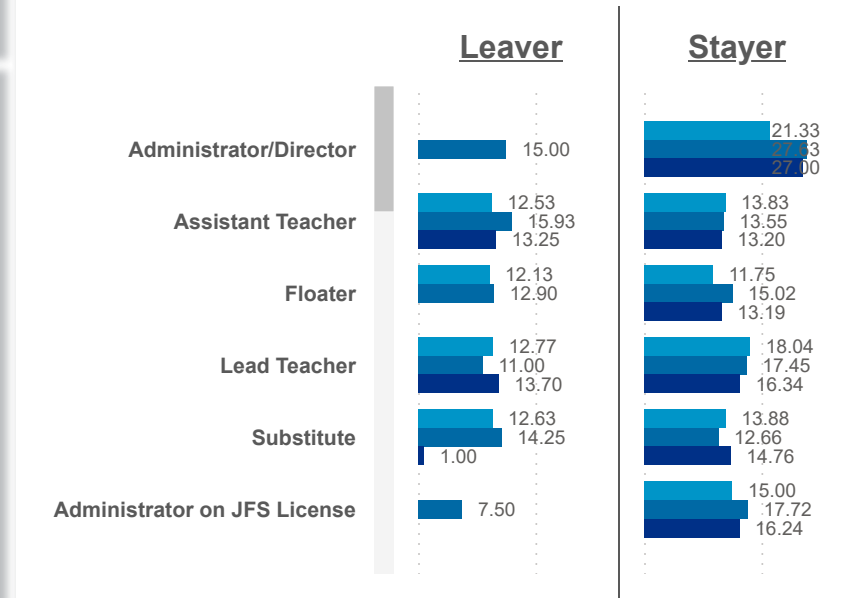
Worker Status: ● Leaver ● Stayer



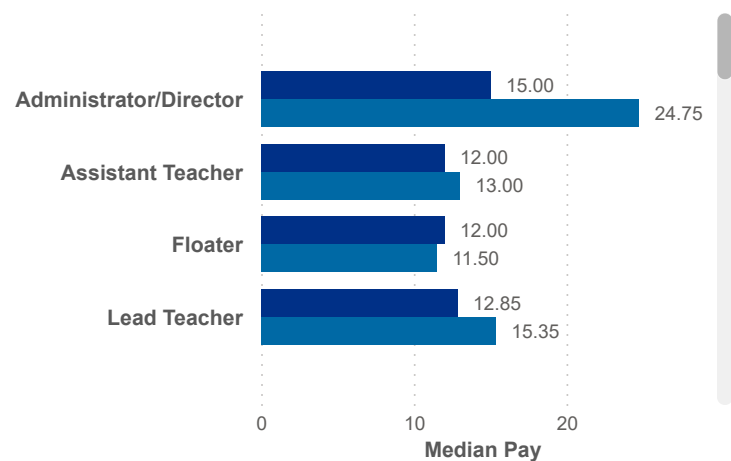
Worker Status: ● Leaver ● Stayer



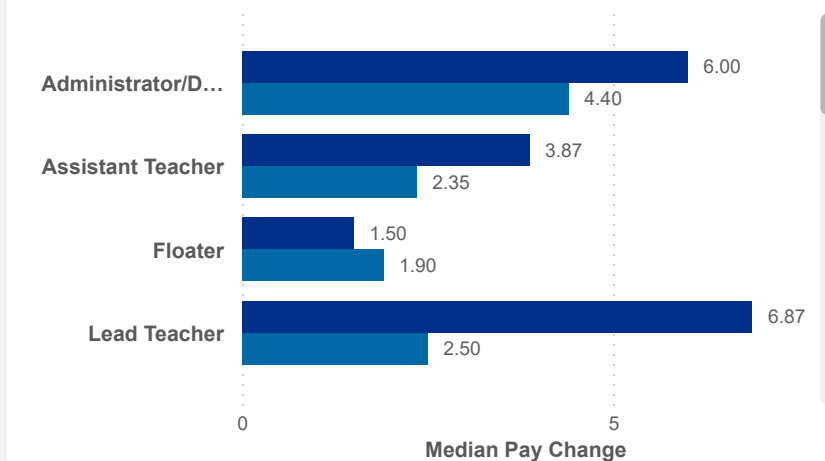
Seniority: ● Early ● Mid ● Senior



Worker Status: ● Leaver ● Stayer



Worker Status: ● Leaver ● Stayer





Date:  Program Type: 
 Job Title:  Teacher Age Group:  Education:  TEACH Status:

Date:  Position Type: 
 SUTQ Rating:  Total Duration:  Center Type:  Publicly Funded:  POWER Status:

SDA>County:  Total Duration:  Beale Code:  Student Age Group:  POWER Levels:

### PAY MEDIAN (USD)

LEAVER

# 13.70

STAYER

# 14.50

### PAY PROGRESSION (USD)

LEAVER

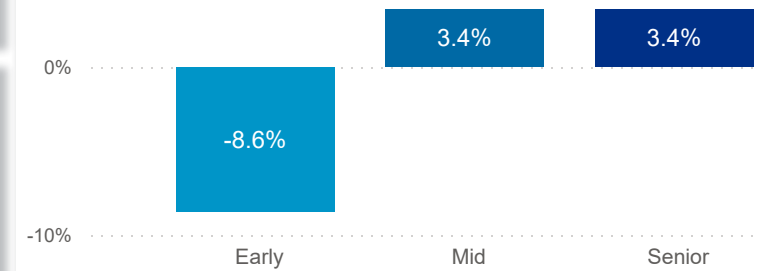
# 0.97

STAYER


# 0.73

### PAY & CAREER SENIORITY (USD)

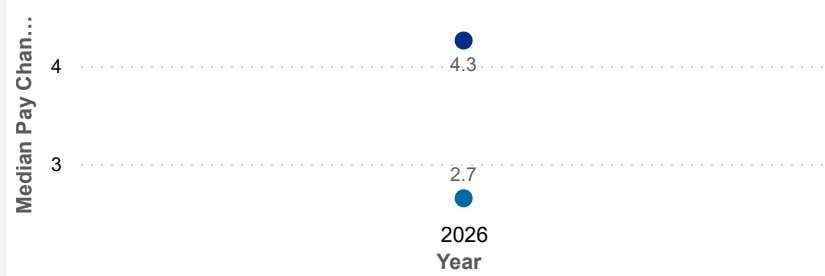
Seniority: ● Early ● Mid ● Senior



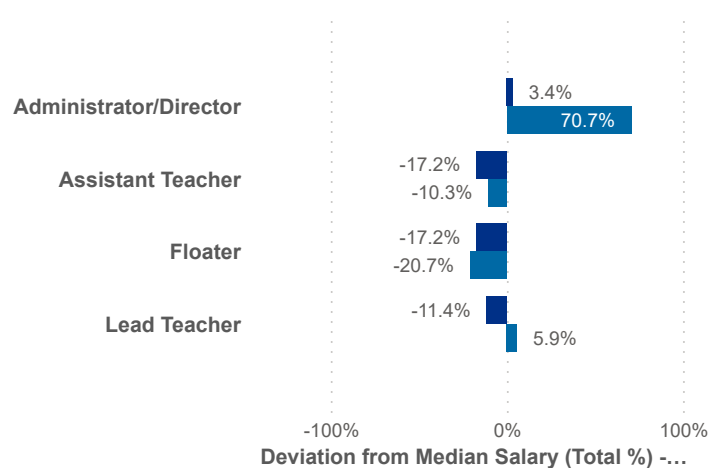
Worker Status: ● Leaver ● Stayer



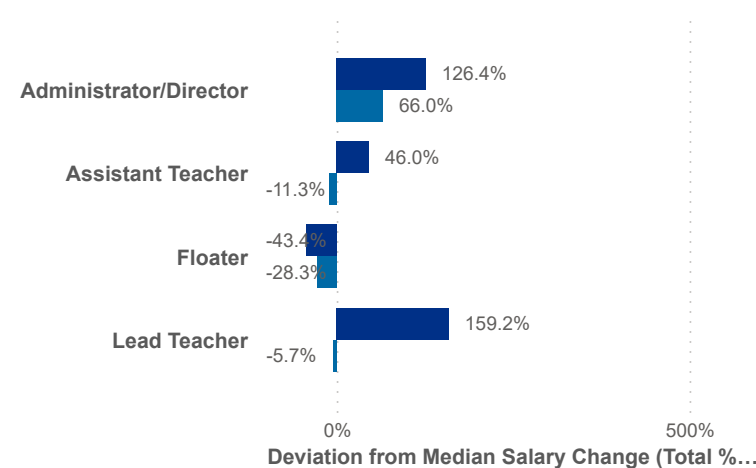
Worker Status: ● Leaver ● Stayer



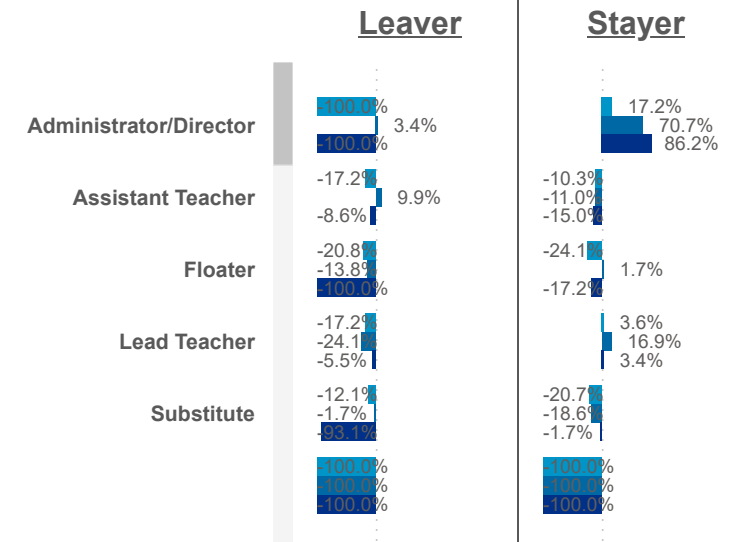
Worker Status: ● Leaver ● Stayer



Worker Status: ● Leaver ● Stayer



Seniority: ● Early ● Mid ● Senior





Date: 202601 Program Type: Multiple select... Job Title: All Teacher Age Group: All Education: All TEACH Status: All  
 202603 Position Type: All Credential: All TEACH Models: All  
 SDA>County: SDA 10 SUTQ Rating: All Total Duration: 0.00 Center Type: All Publicly Funded: All POWER Status: All  
 100.00 Beale Code: All Student Age Group: All POWER Levels: All

Workload Median (Total)

4.24

Workload Median (Leaver)

3.85

Workload Median (Stayer)

4.24

Star Rating Mean (Total)

1.4

Star Rating Mean (Leaver)

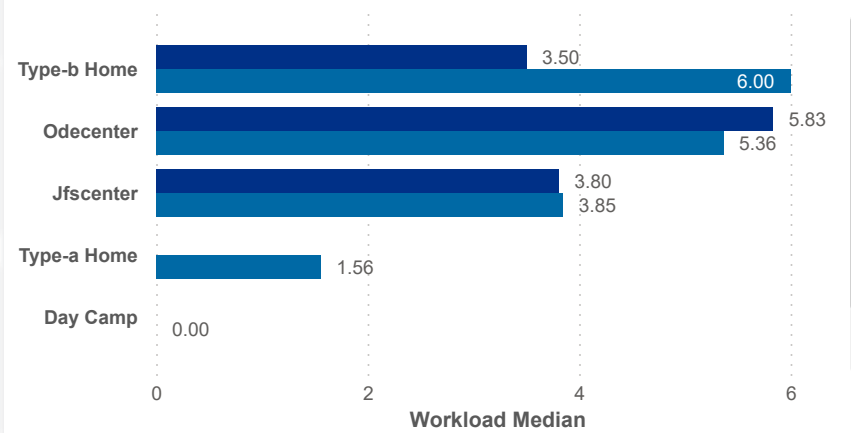
1.3

Star Rating Mean (Stayer)

1.4

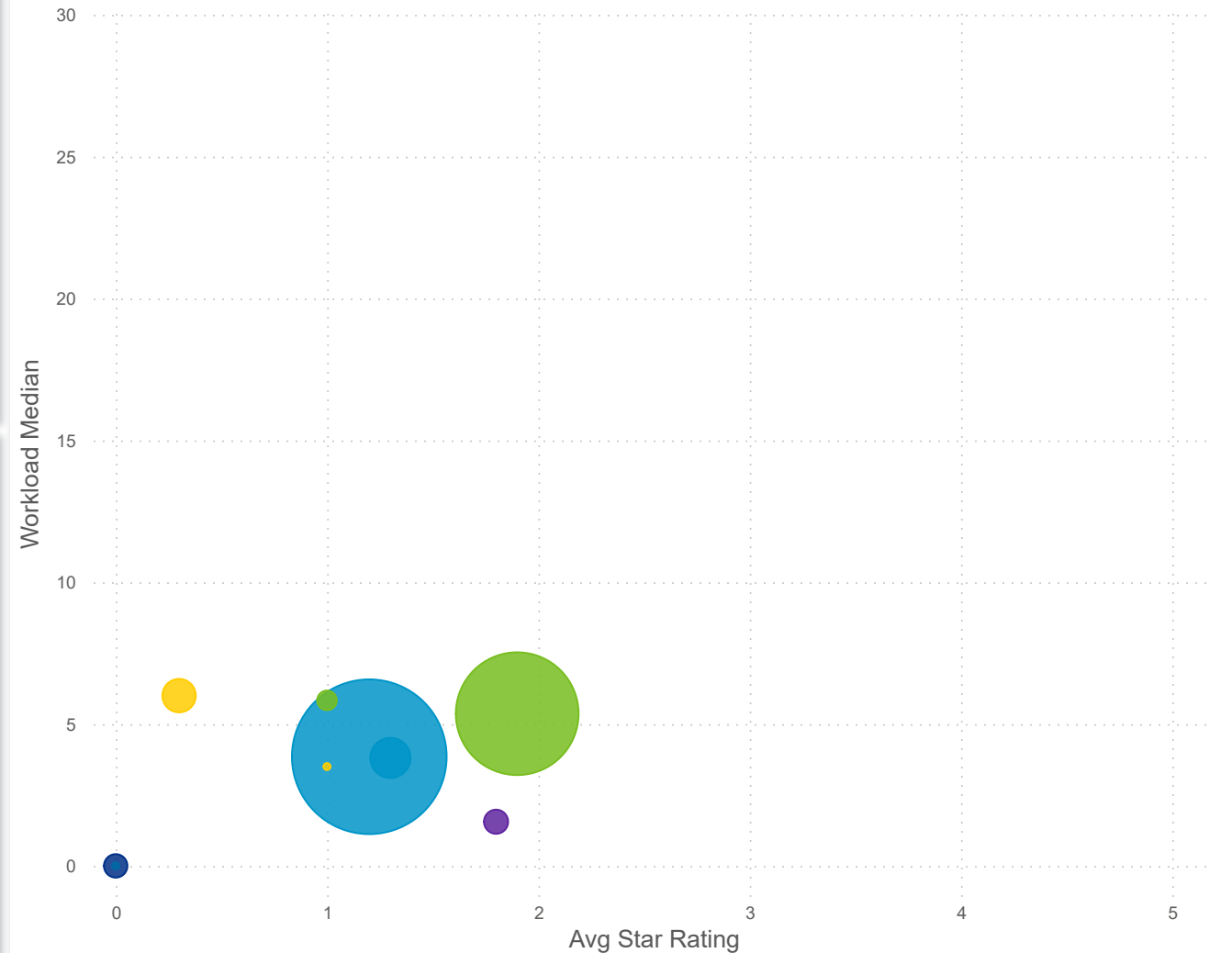
Workload Median

Worker status ● Leaver ● Stayer



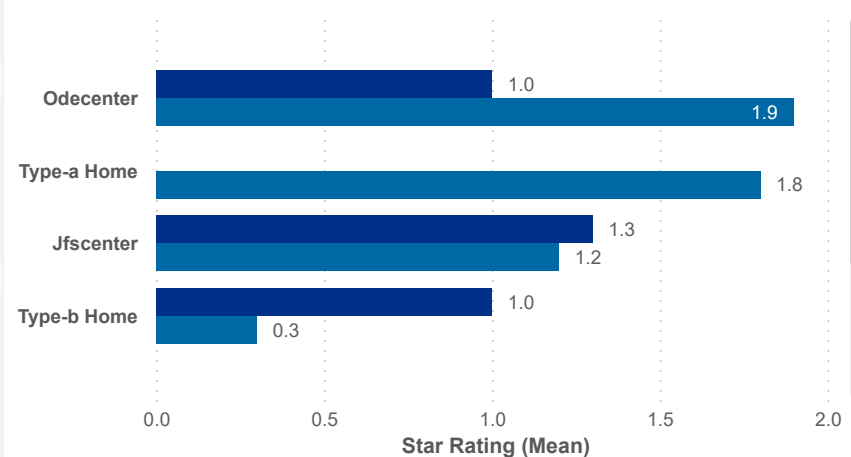
Star Rating Mean, Workload Median, and Number of Users by Worker Status and Center Type

Center Type: ● Day Camp ● Inhome Aide ● Jfscenter ● Odecenter ● Type-a Home ● Type-b Home



Star Rating Mean

Worker status ● Leaver ● Stayer





Date:  Program Type: 
 Job Title:  Teacher Age Group:  Education:  TEACH Status:

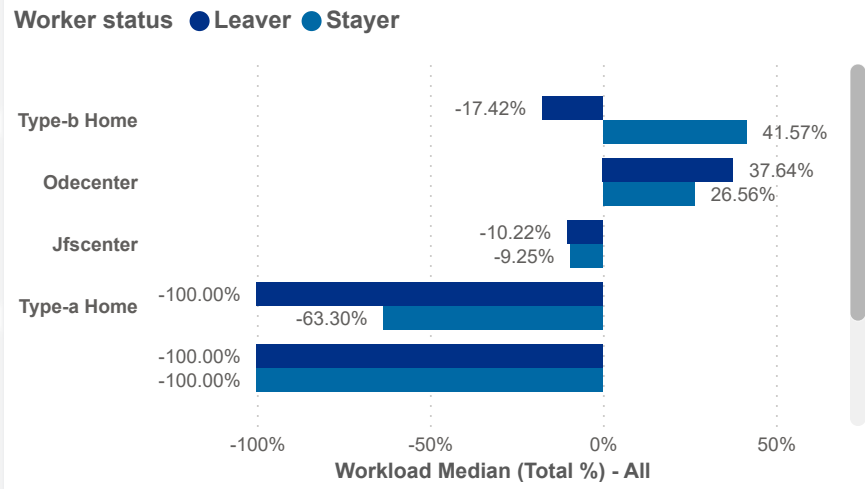
Position Type: 
 SUTQ Rating:  Total Duration:  Center Type:  Publicly Funded:  POWER Status:

SDA>County:  Beale Code:  Student Age Group:  POWER Levels:

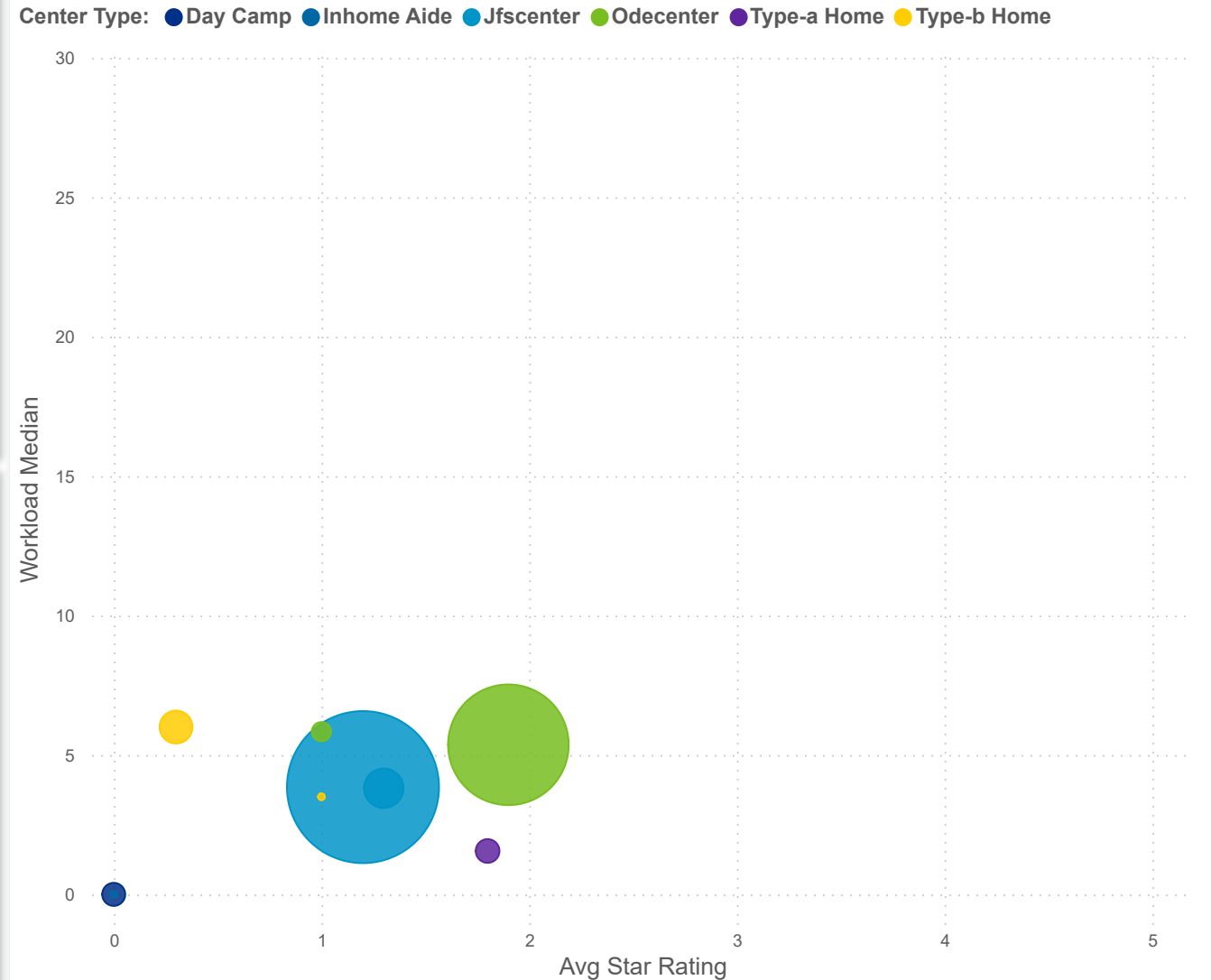
### Workload Median (Total)

# 4.24

### Workload Median (Total %)



### Star Rating Mean, Workload Median, and Number of Users by Worker Status and Center Type



### Workload Median (Leaver)

# 3.85

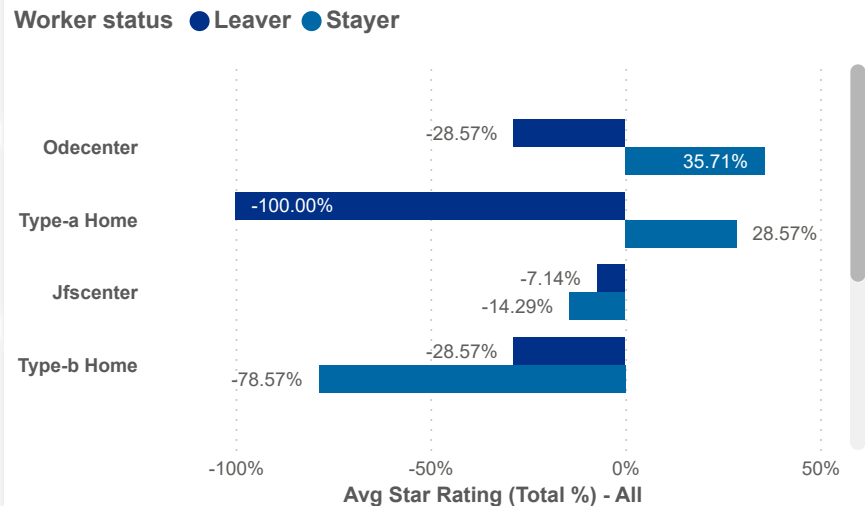
### Workload Median (Stayer)

# 4.24

### Star Rating Mean (Total)

# 1.4

### Star Rating Mean (Total %)



### Star Rating Mean (Leaver)

# 1.3

### Star Rating Mean (Stayer)

# 1.4



Date:  Program Type:  Job Title:  Teacher Age Group:  Education:  TEACH Status:

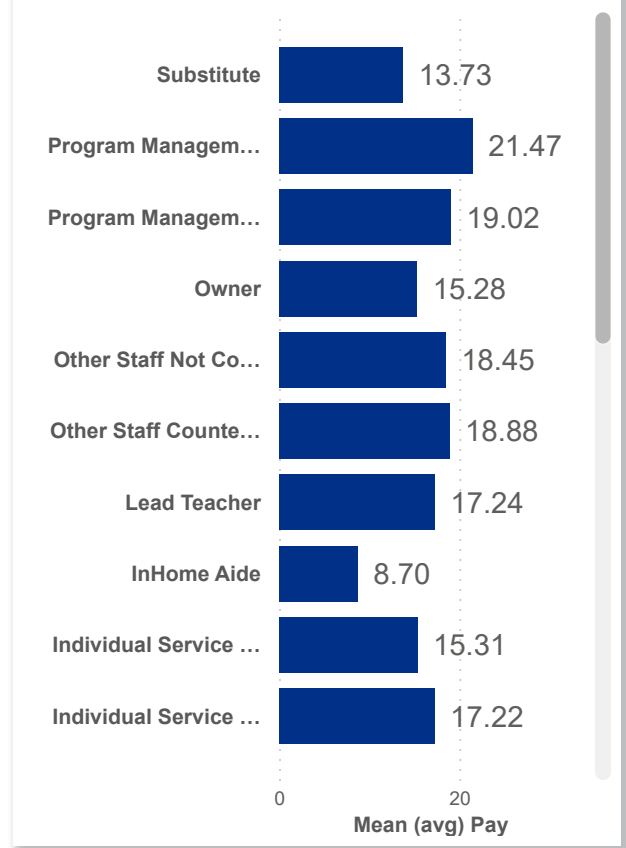
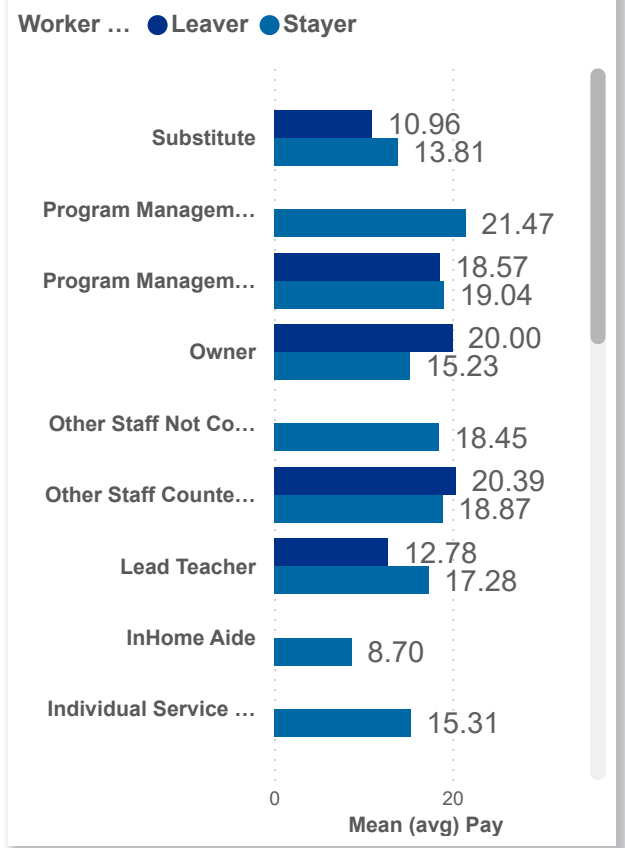
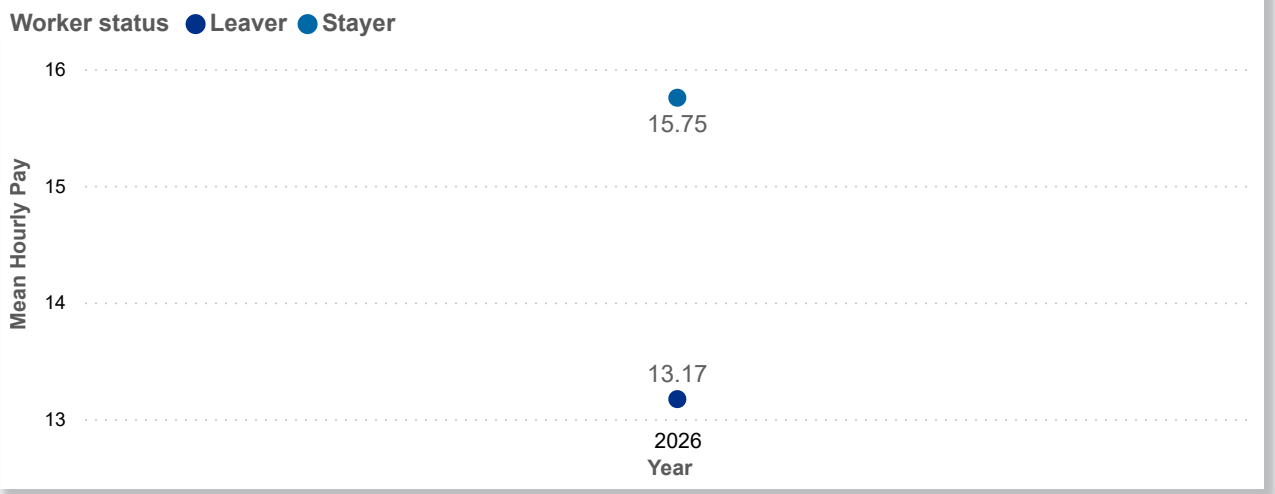
Position Type:  SUTQ Rating:  Total Duration:  Center Type:  Publicly Funded:  POWER Status:

SDA>County:  Beale Code:  Student Age Group:  POWER Levels:

### PAY MEAN (USD)

LEAVER	STAYER	COMBINED
<b>13.17</b>	<b>15.75</b>	<b>15.71</b>

### Salary Mean by Year and Worker Status



### Combined Salary Mean by Year and Worker Status

