

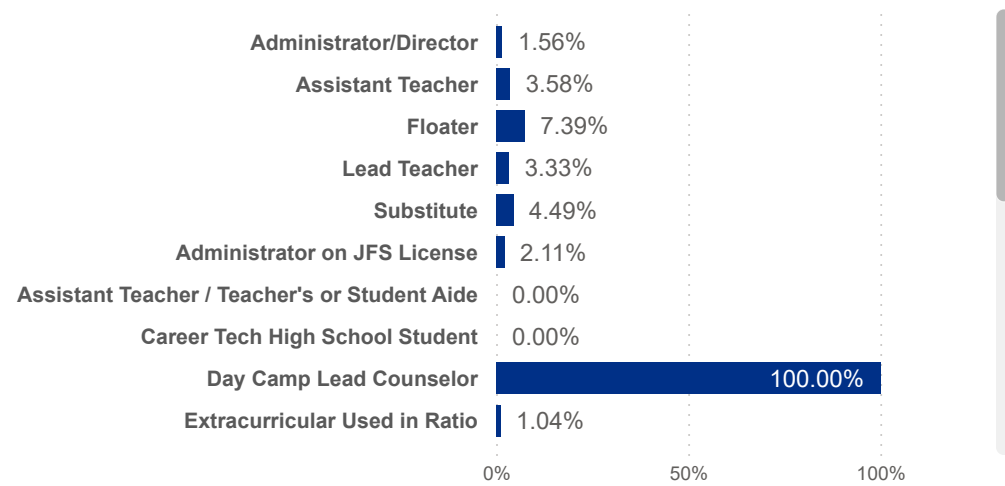


Date:  Program Type: 
 Job Title:  Teacher Age Group:  Education:  TEACH Status:

Date:  Position Type: 
 SUTQ Rating:  Total Duration:  Center Type:  Publicly Funded:  POWER Status:

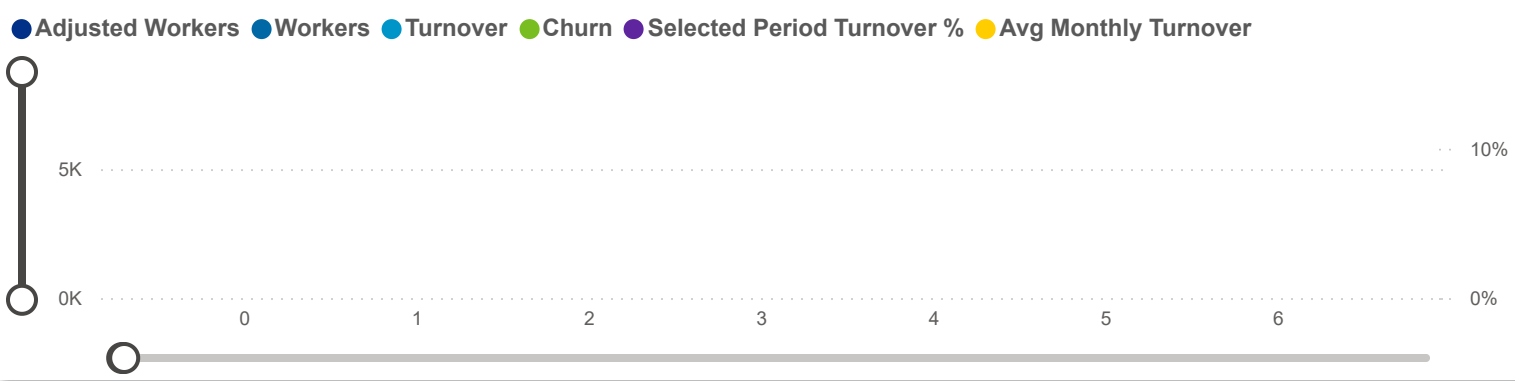
SDA>County:  Total Duration:  Beale Code:  Student Age Group:  POWER Levels:

## Avg Monthly Turnover Rates by Job Title

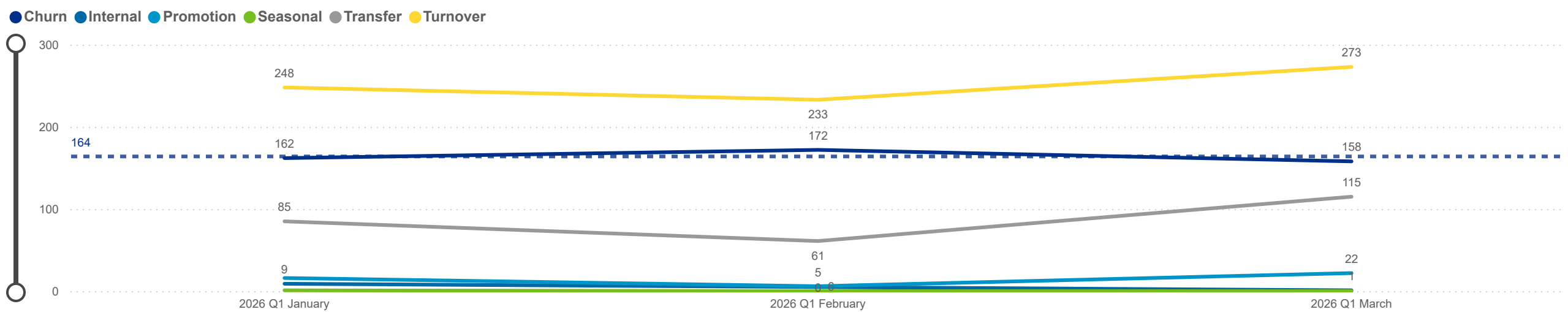


Avg Monthly Turnover	Adjusted Workers	Total Leaver	Total Stayer	Sel Period Turnover
<b>3.68%</b>	<b>7,260</b>	<b>487</b>	<b>6,773</b>	<b>10.39%</b>

## Avg Monthly Turnover and Number of Workers



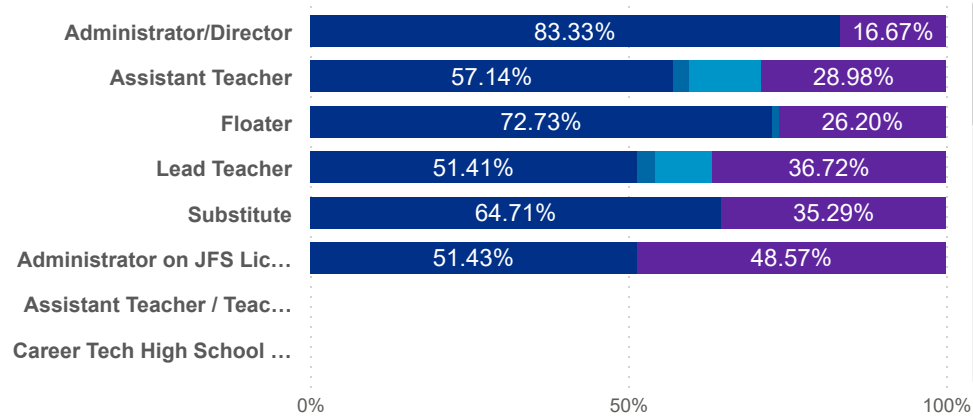
## Categorization by Time Series



Date: 202601 | Program Type: Multiple select... | Job Title: All | Teacher Age Group: All | Education: All | TEACH Status: All  
 202603 | Position Type: All | SUTQ Rating: All | Total Duration: 0.00 | Center Type: All | Publicly Funded: All | POWER Status: All  
 SDA>County: SDA 1 | Beale Code: All | Student Age Group: All | POWER Levels: All

### Job Change Reasons by Job Title

● Churn ● Internal ● Promotion ● Seasonal ● Transfer



Avg Monthly Churn

2.40%

Adjusted Workers

7,260

Workload Median

5.45

Pay Median USD / hr

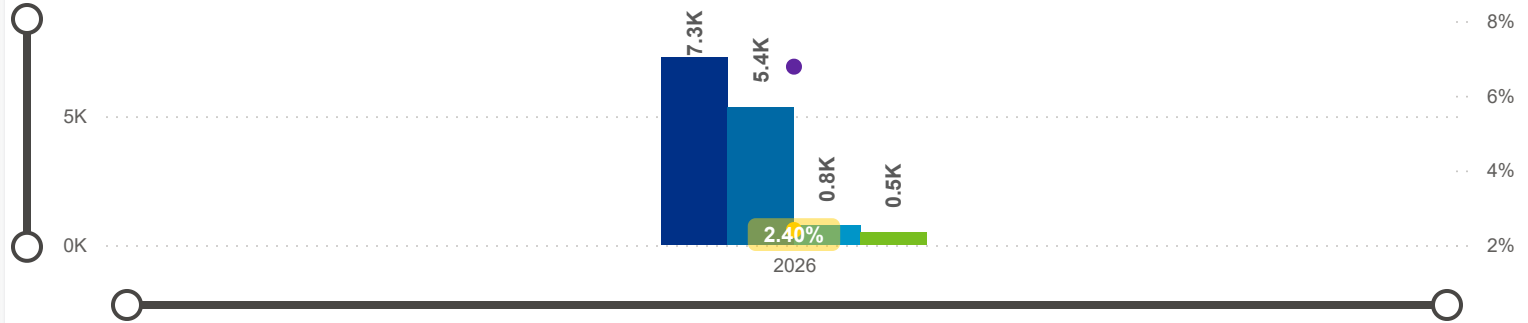
15.00

Avg ECE Duration

5.72

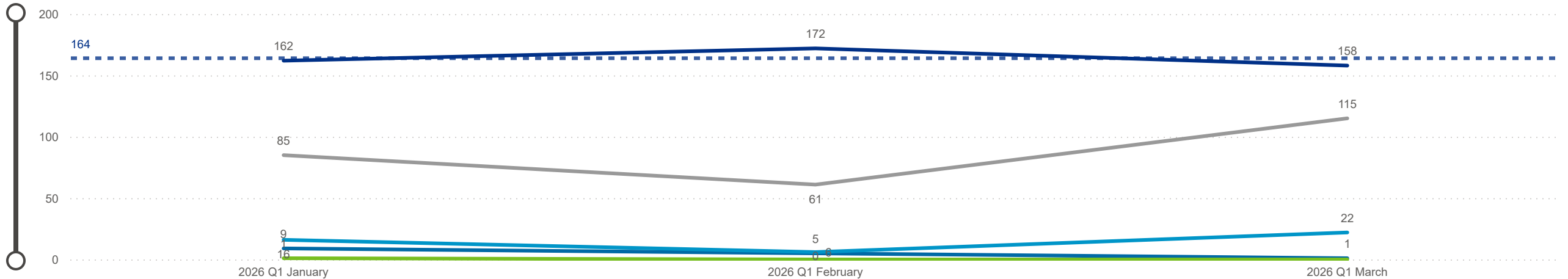
### Avg Monthly Churn and Number of Workers

● Adjusted Workers ● Workers ● Turnover ● Churn ● Selected Period Churn % ● Avg Monthly Churn



### Categorization by Time Series

● Churn ● Internal ● Promotion ● Seasonal ● Transfer



Date: 202601 | Program Type: Multiple select... | Job Title: All | Teacher Age Group: All | Education: All | TEACH Status: All  
 202603 | Position Type: All | SUTQ Rating: All | Total Duration: 0.00 | Center Type: All | Publicly Funded: All | POWER Status: All  
 SDA>County: SDA 1 | Beale Code: All | Student Age Group: All | POWER Levels: All

Low Leaver % | High Leaver %

ADJUSTED WORKERS

7,260

TOTAL LEAVER

487

TOTAL STAYER

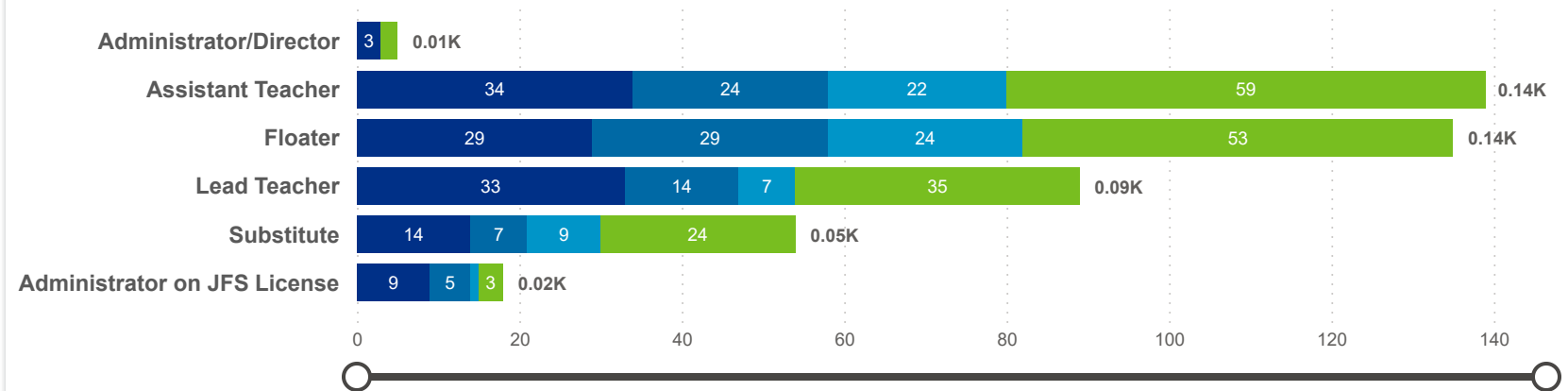
6,773

SELECTED PERIOD CHURN %

6.71%

Leaver by Job Title and Star Rating

Star Rating ● 0 ● 1 ● 2 ● 3



County	Adjusted Workers	Workers	Workers %	Total Leaver	Total Stayer	Selected Period Churn %	Stayer %	Avg Monthly Churn	Selected Period Turnover %	Avg Monthly Turnover	Workload Median	Avg Star Rating
Henry OH	177	151	2.82%	2	175	1.13%	98.87%	0.38%	1.69%	0.56%	6.43	1.86
Lucas OH	4,583	3,317	61.99%	350	4,233	7.64%	92.36%	2.73%	10.87%	3.85%	5.70	1.73
Williams OH	125	108	2.02%	6	119	4.80%	95.20%	1.65%	4.80%	1.65%	6.88	1.41
Defiance OH	330	246	4.60%	39	291	11.82%	88.18%	4.24%	24.24%	8.71%	4.20	1.41
Paulding OH	93	72	1.35%	7	86	7.53%	92.47%	2.54%	7.53%	2.54%	4.07	1.35
Fulton OH	193	147	2.75%	9	184	4.66%	95.34%	1.62%	6.22%	2.17%	7.83	1.31
Ottawa OH	204	165	3.08%	5	199	2.45%	97.55%	0.87%	5.39%	1.92%	6.15	1.24
Wood OH	1,556	1,233	23.04%	69	1,487	4.43%	95.57%	1.64%	8.80%	3.16%	4.02	1.10
<b>Total</b>	<b>7,260</b>	<b>5,351</b>	<b>100.00%</b>	<b>487</b>	<b>6,773</b>	<b>6.71%</b>	<b>93.29%</b>	<b>2.40%</b>	<b>10.39%</b>	<b>3.68%</b>	<b>5.45</b>	<b>1.55</b>

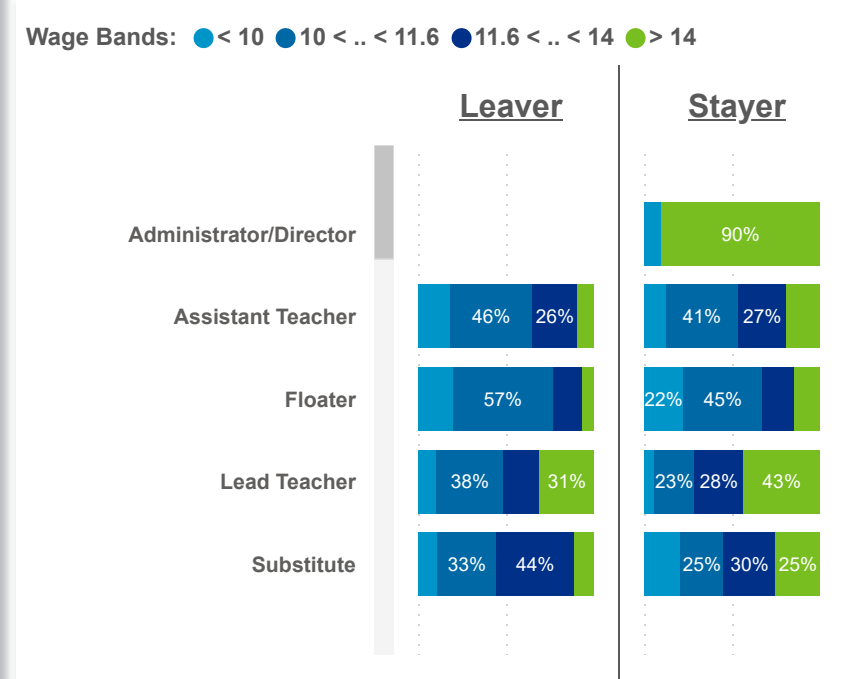
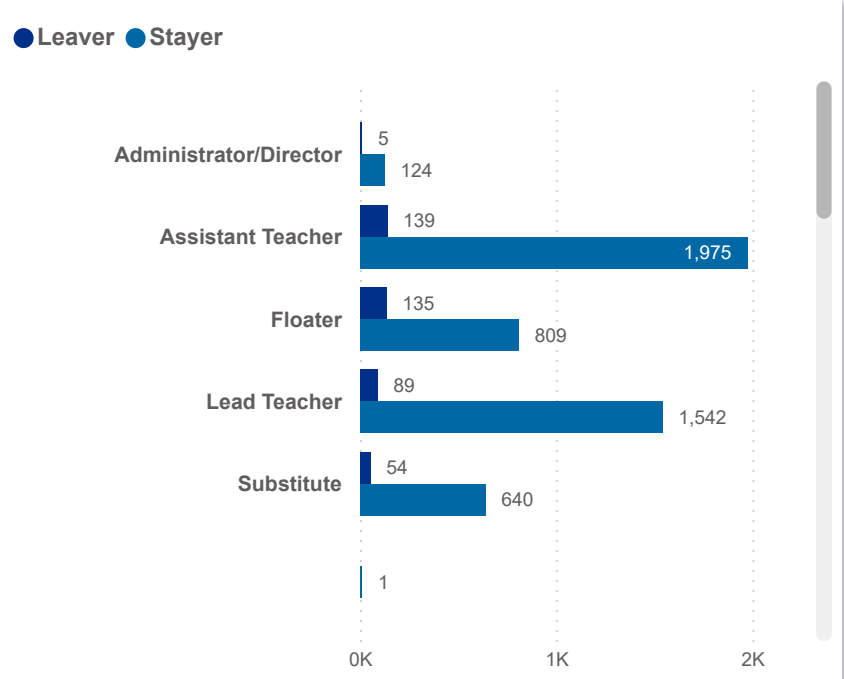

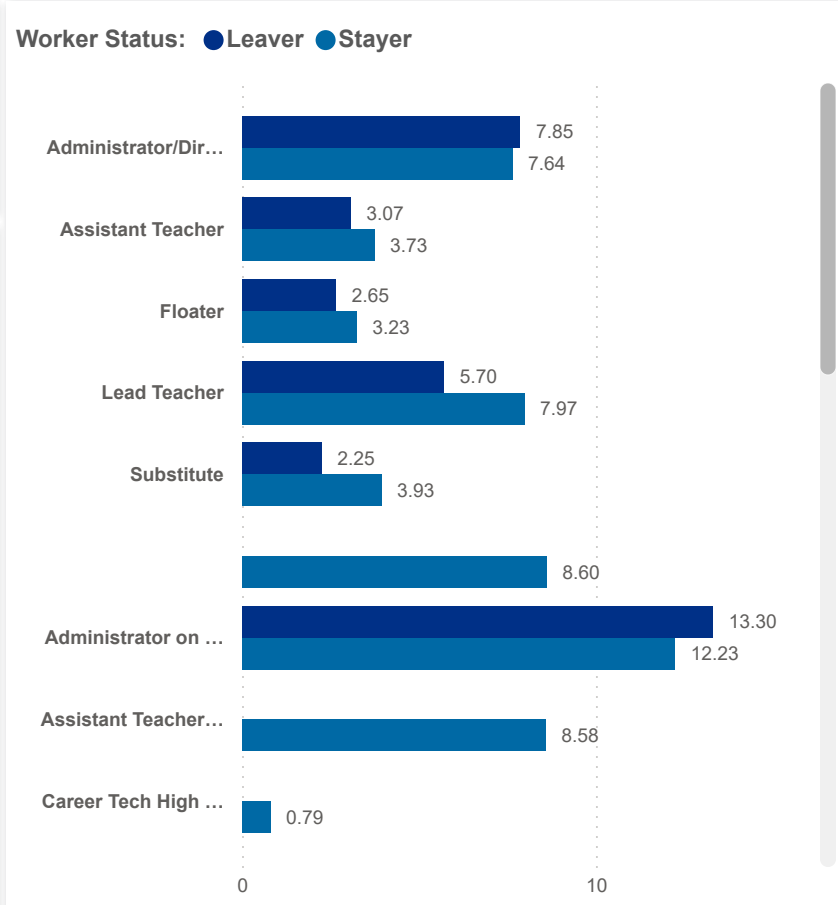



Date: 202601 | Program Type: Multiple select... | Job Title: All | Teacher Age Group: All | Education: All | TEACH Status: All

202603 | Position Type: All | SUTQ Rating: All | Total Duration: 0.00 | Center Type: All | Publicly Funded: All | POWER Status: All

SDA>County: SDA 1 | Beale Code: All | Student Age Group: All | POWER Levels: All

NUMBER OF WORKERS		AVG ECE DURATION (In Years)		HOURLY WAGE BANDS (USD)	
TOTAL LEAVER	TOTAL STAYER	LEAVER	STAYER	LEAVER (Hourly Wage MED)	STAYER (Hourly Wage MED)
<b>487</b>	<b>6,773</b>	<b>3.97</b>	<b>5.80</b>	<b>14.00</b>	<b>15.00</b>





Date:  Program Type:  Job Title:  Teacher Age Group:  Education:  TEACH Status:

Position Type:  SUTQ Rating:  Total Duration:  Center Type:  Publicly Funded:  POWER Status:

SDA>County:  Beale Code:  Student Age Group:  POWER Levels:

### NUMBER OF WORKERS

### AVG ECE DURATION (In Years)

### HOURLY WAGE BANDS (USD)

LEAVER

STAYER

LEAVER

STAYER

LEAVER (Hourly Wage MED)

STAYER (Hourly Wage MED)

# 6.71%

# 93.29%

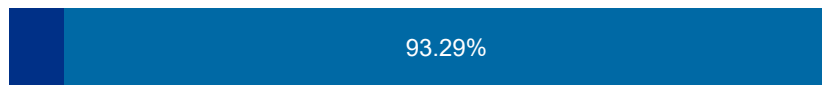
# 3.97

# 5.80

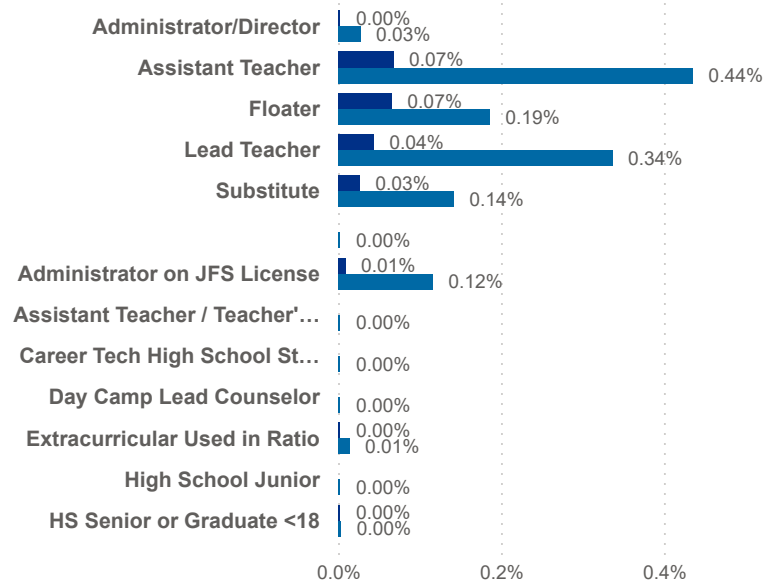
# 14.00

# 15.00

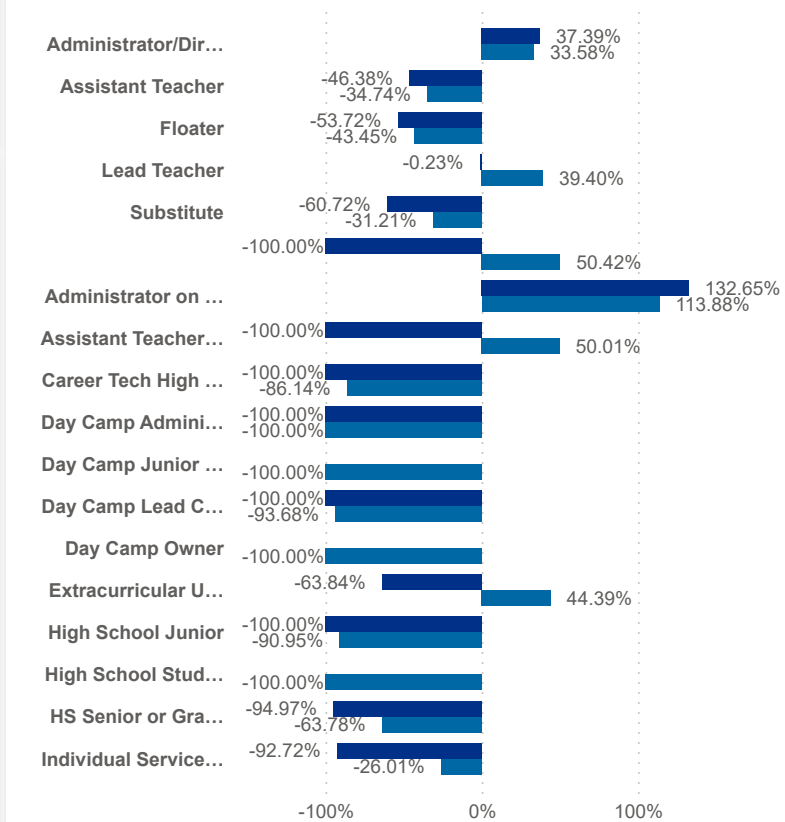
● Leaver % ● Stayer %



Worker Status: ● Leaver ● Stayer



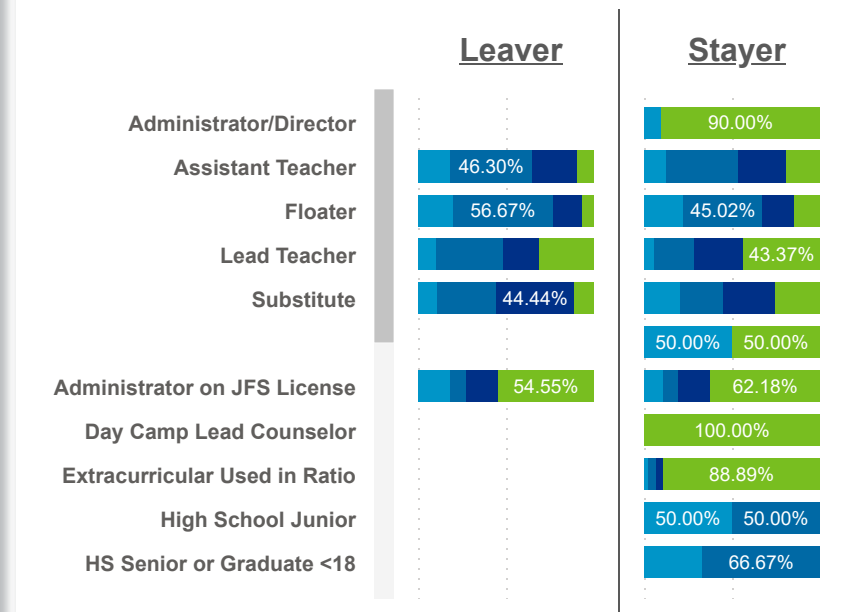
Worker Status: ● Leaver ● Stayer



Wage Bands: ● < 10 ● 10 < .. < 11.6 ● 11.6 < .. < 14 ● > 14



Wage Bands: ● < 10 ● 10 < .. < 11.6 ● 11.6 < .. < 14 ● > 14





Date:  Program Type: 
 Job Title:  Teacher Age Group:  Education:  TEACH Status:

Position Type: 
 SUTQ Rating:  Total Duration:  Center Type:  Publicly Funded:  POWER Status:

SDA>County: 
 Beale Code:  Student Age Group:  POWER Levels:

### LEAVER (Avg Career Duration)

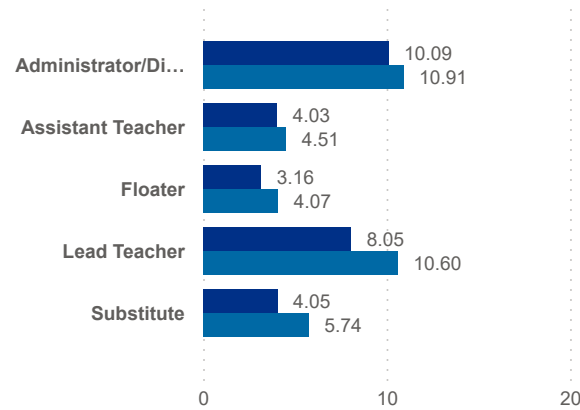
# 5.79

### STAYER (Avg Career Duration)

# 8.54

## Avg Career Duration by Job Title

Worker Status: ● Leaver ● Stayer



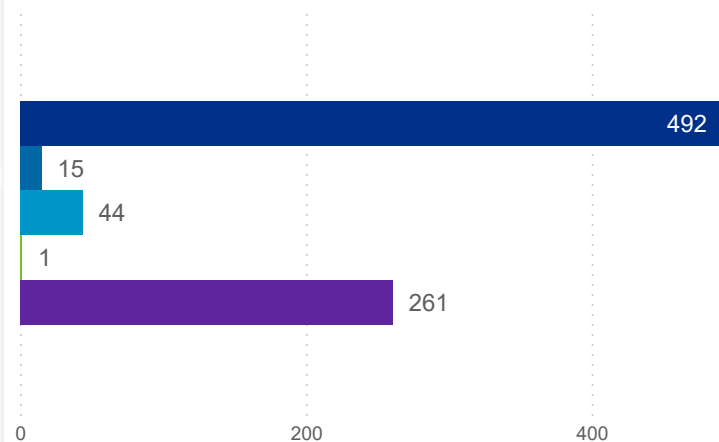
County	Job Title	Longest Serving Profile	\$ / hr	Seniority	Workload	Star Rating (Mean)
Defiance	Administrator/Director	2.48		Early	14.33	3
Fulton	Administrator/Director	2.41		Early	50.33	0
Henry	Administrator/Director	2.82		Early	7.67	2
Lucas	Administrator/Director	2.06		Early	7.09	2
Ottawa	Administrator/Director	4.59		Early	73.00	0
Paulding	Administrator/Director	3.25		Early	7.43	0
Williams	Administrator/Director	2.47		Early	15.25	1
Wood	Administrator/Director	2.15		Early	6.00	1
Defiance	Administrator/Director	3.34	20.00	Early	10.00	0
Fulton	Administrator/Director	2.46	20.00	Early	10.00	3
Defiance	Administrator/Director	3.42	25.00	Early	12.00	3

### TOTAL STAYER

# 6,773

## Turnover Reasons

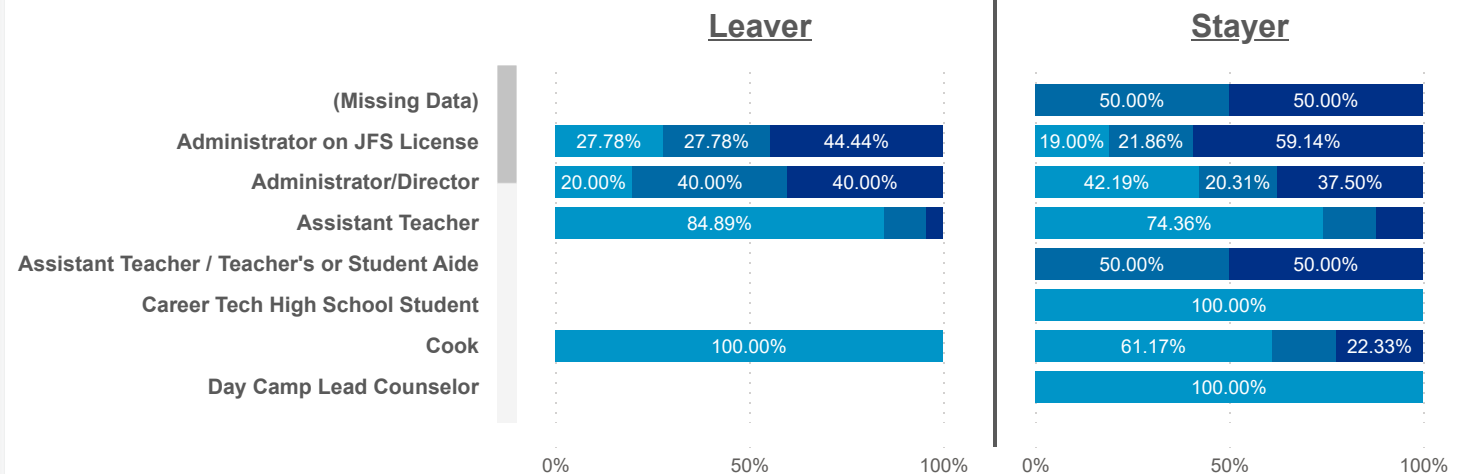
● Churn ● Internal ● Promotion ● Seasonal ● Transfer



### STAYER (Promotion)

# 44

Seniority: ● Early ● Mid ● Senior





Date:  Program Type: 
 Job Title:  Teacher Age Group:  Education:  TEACH Status:

Date:  Position Type: 
 SUTQ Rating:  Total Duration:  Center Type:  Publicly Funded:  POWER Status:

SDA>County:  Beale Code:  Student Age Group:  POWER Levels:

### LEAVER (Avg Career Duration)

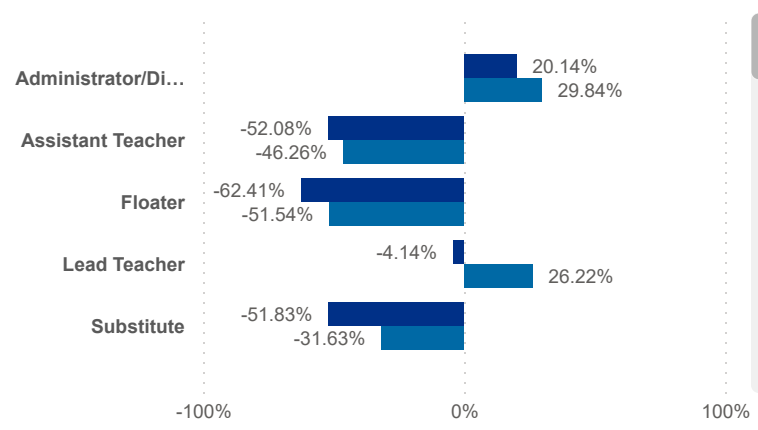
# 5.79

### STAYER (Avg Career Duration)

# 8.54

## Avg Career Duration by Job Title vs Mean

Worker Status: ● Leaver ● Stayer



County	Job Title	Longest Serving Profile	\$ / hr	Seniority	Workload	Star Rating (mean)
Lucas	Lead Teacher	0.01	18.25	Mid	7.67	3.0
Wood	Substitute	0.01	14.25	Early	9.88	3.0
Fulton	Substitute	0.01		Senior	10.11	2.0
Lucas	Floater	0.02	16.25	Early	7.67	3.0
Lucas	Lead Teacher	0.02	17.10	Early	12.45	3.0
Williams	High School Junior	0.02		Early	6.47	0.0
Lucas	Program Management Used in Ratio	0.02	19.00	Early	5.89	1.0
Lucas	Cook	0.02	18.50	Early	5.10	0.0
Lucas	Floater	0.03	17.50	Early	11.14	3.0
Ottawa	Assistant Teacher	0.04		Mid	5.29	2.0
Wood	Substitute	0.05	17.82	Early	1.82	3.0

### TOTAL STAYER

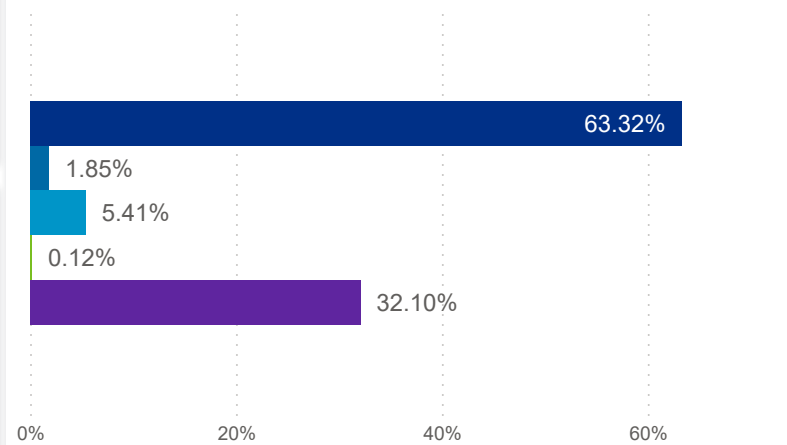
# 6,773

### STAYER (Promotion)

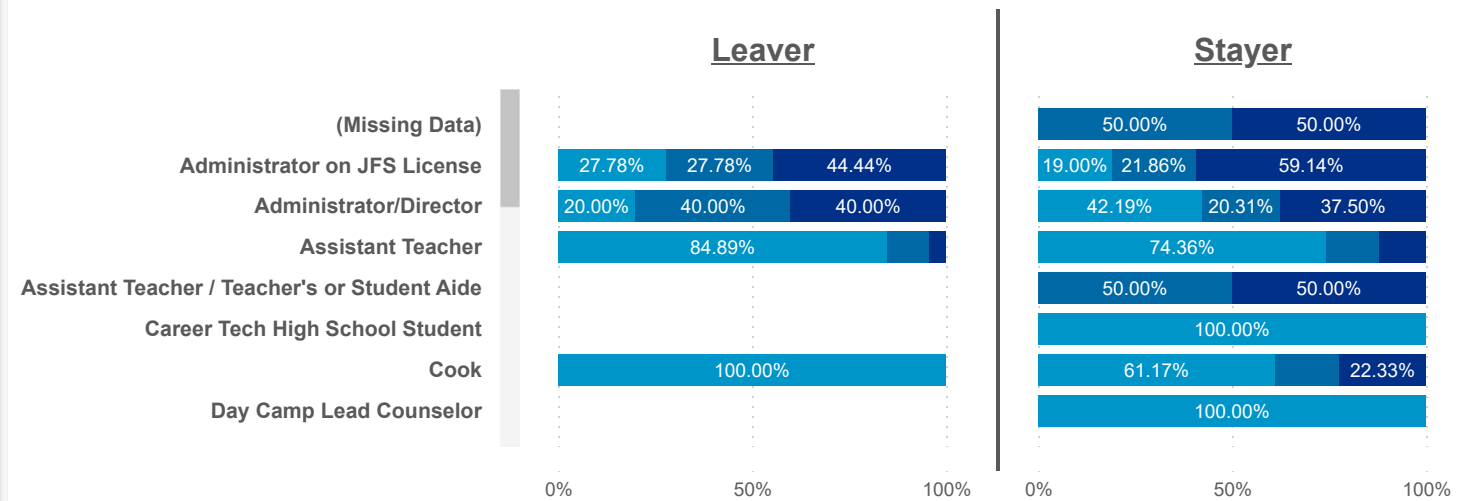
# 44

## Turnover Reasons

● Churn ● Internal ● Promotion ● Seasonal ● Transfer



Seniority: ● Early ● Mid ● Senior





Date:  Program Type: 
 Job Title:  Teacher Age Group:  Education:  TEACH Status:

Date:  Position Type: 
 SUTQ Rating:  Total Duration:  Center Type:  Publicly Funded:  POWER Status:

SDA>County:  Beale Code:  Student Age Group:  POWER Levels:

### PAY MEDIAN (USD)

### PAY PROGRESSION (USD)

### PAY & CAREER SENIORITY (USD)

LEAVER

STAYER

14.00

15.00

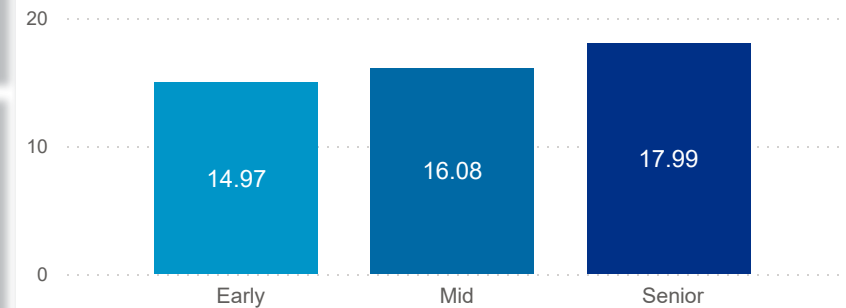
LEAVER

STAYER

0.49

0.76


Seniority: ● Early ● Mid ● Senior



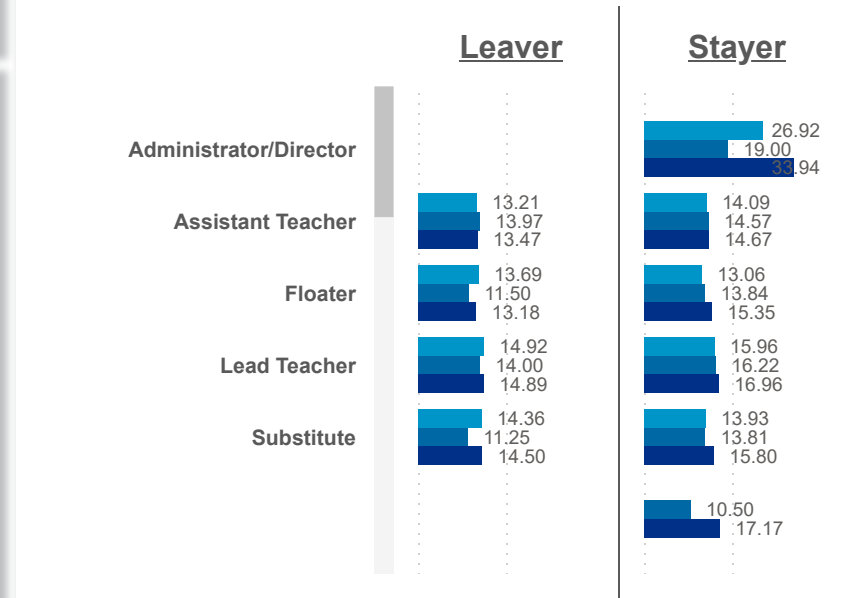
Worker Status: ● Leaver ● Stayer



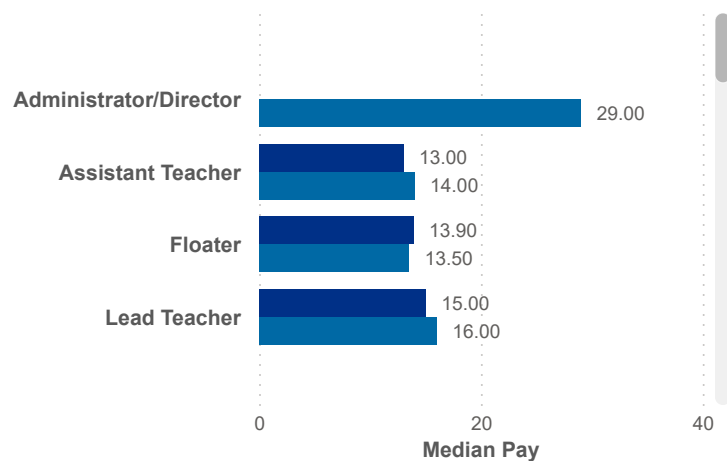
Worker Status: ● Leaver ● Stayer



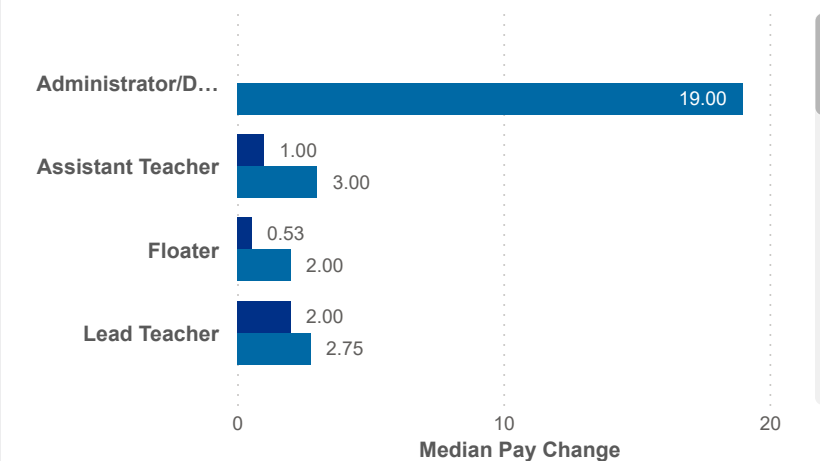
Seniority: ● Early ● Mid ● Senior



Worker Status: ● Leaver ● Stayer



Worker Status: ● Leaver ● Stayer





Date:  Program Type: 
 Job Title:  Teacher Age Group:  Education:  TEACH Status:

Date:  Position Type: 
 SUTQ Rating:  Total Duration:  Center Type:  Publicly Funded:  POWER Status:

SDA>County:  Beale Code:  Student Age Group:  POWER Levels:

### PAY MEDIAN (USD)

### PAY PROGRESSION (USD)

### PAY & CAREER SENIORITY (USD)

LEAVER

STAYER

# 14.00

# 15.00

LEAVER

STAYER


# 0.49

# 0.76

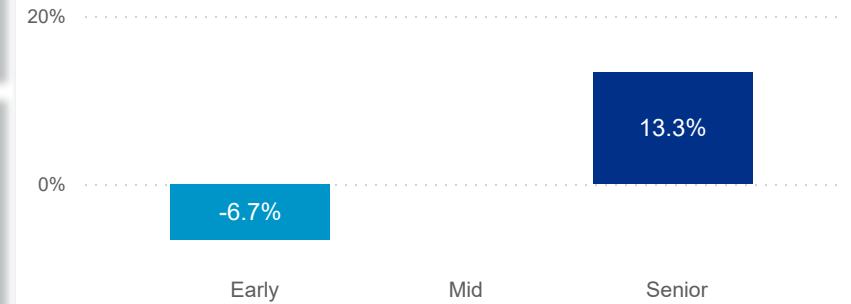
Worker Status: ● Leaver ● Stayer



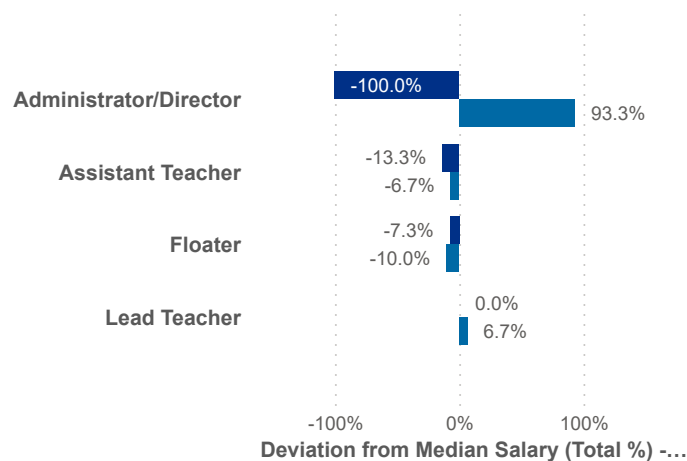
Worker Status: ● Leaver ● Stayer



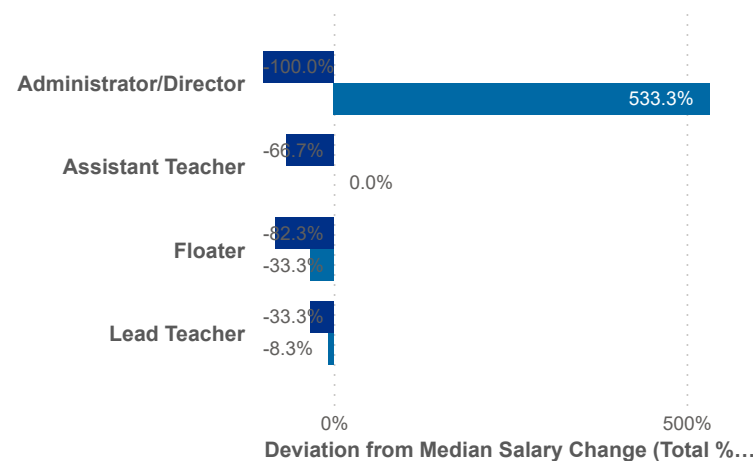
Seniority: ● Early ● Mid ● Senior



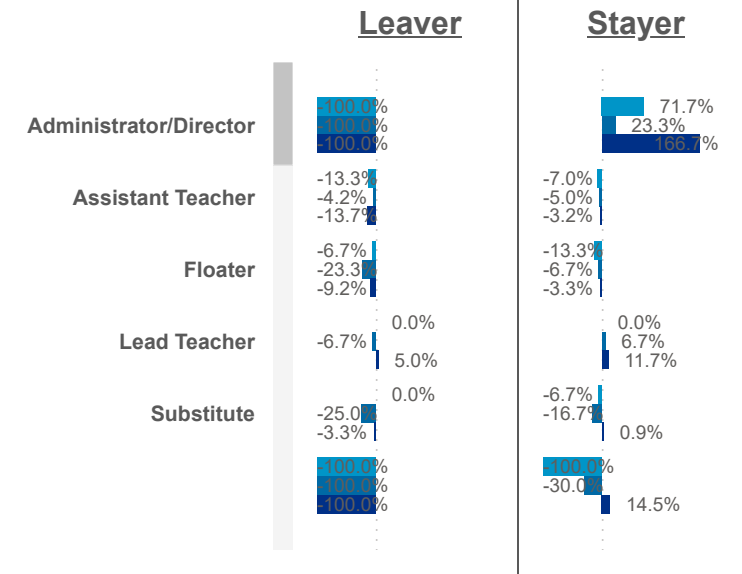
Worker Status: ● Leaver ● Stayer



Worker Status: ● Leaver ● Stayer



Seniority: ● Early ● Mid ● Senior





Date: 202601 | Program Type: Multiple select... | Job Title: All | Teacher Age Group: All | Education: All | TEACH Status: All

202603 | Position Type: All | SUTQ Rating: All | Total Duration: 0.00 | Center Type: All | Publicly Funded: All | POWER Status: All

SDA>County: SDA 1 | Beale Code: All | Student Age Group: All | POWER Levels: All

SDA>County: SDA 1 | SUTQ Rating: All | Total Duration: 0.00 | Center Type: All | Publicly Funded: All | POWER Status: All

Beale Code: All | Student Age Group: All | POWER Levels: All

### Workload Median (Total)

# 5.45

### Workload Median (Leaver)

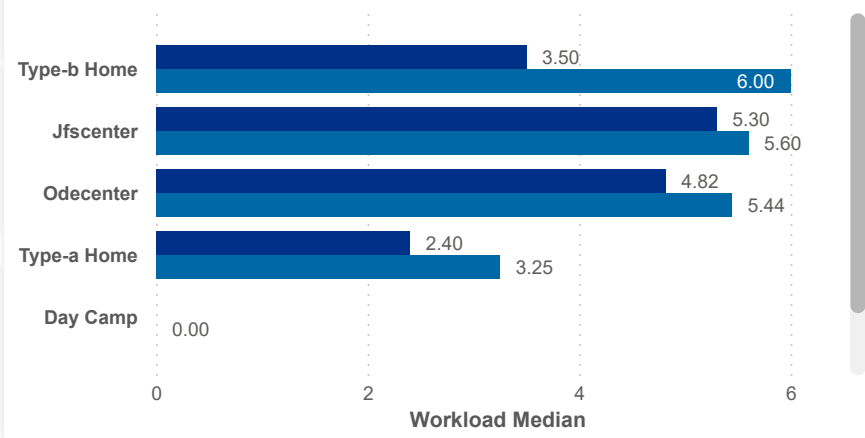
# 5.20

### Workload Median (Stayer)

# 5.46

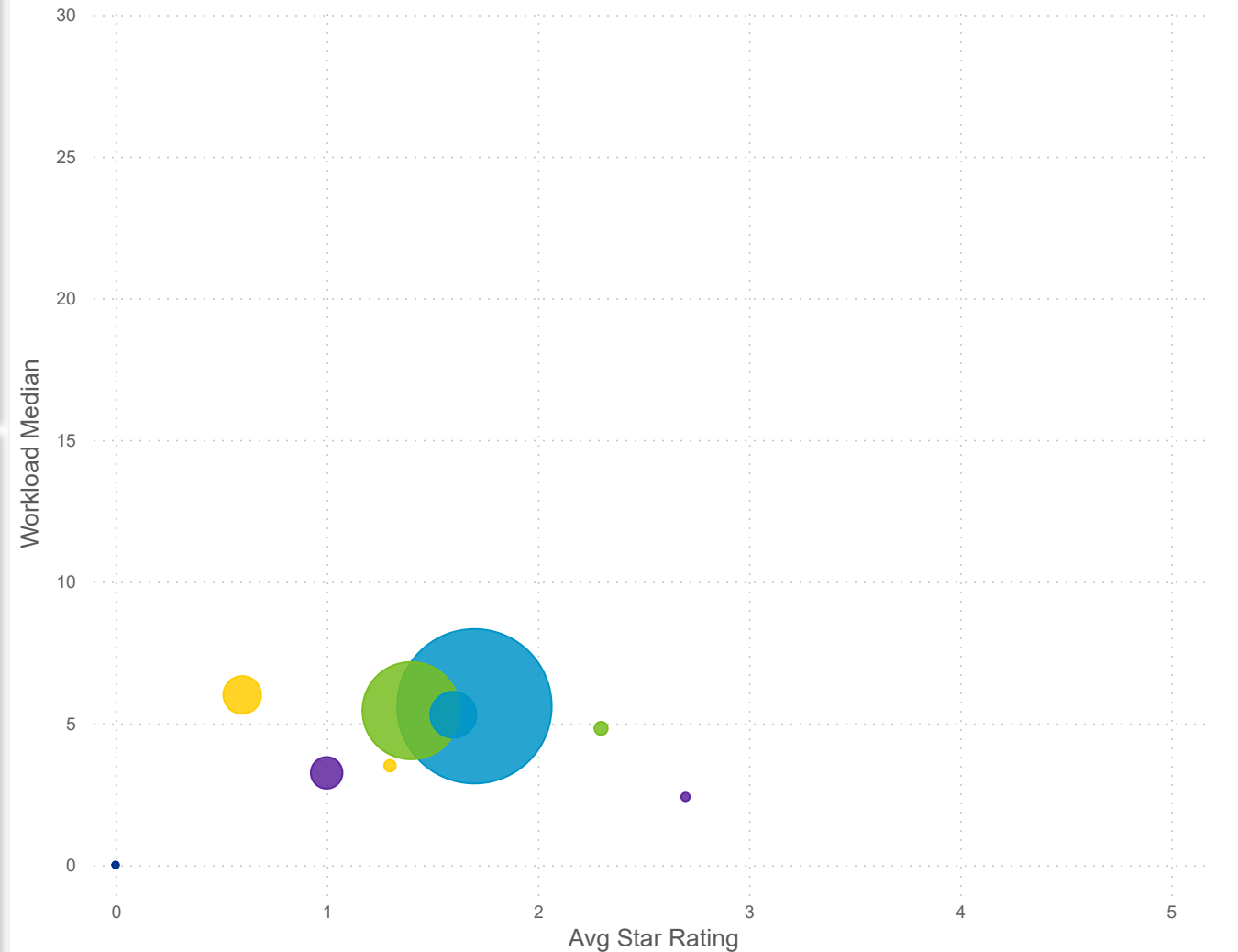
### Workload Median

Worker status ● Leaver ● Stayer



### Star Rating Mean, Workload Median, and Number of Users by Worker Status and Center Type

Center Type: ● Day Camp ● Inhome Aide ● Jfscenter ● Odecenter ● Type-a Home ● Type-b Home



### Star Rating Mean (Total)

# 1.6

### Star Rating Mean (Leaver)

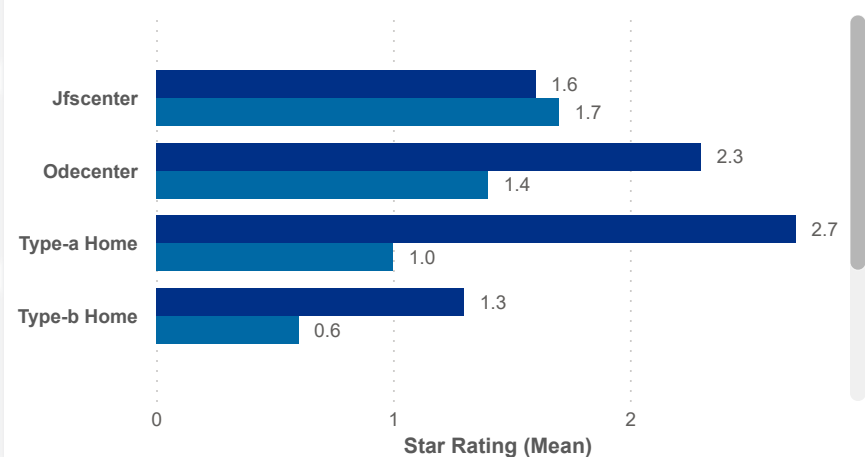
# 1.7

### Star Rating Mean (Stayer)

# 1.5

### Star Rating Mean

Worker status ● Leaver ● Stayer





Date: 202601 | Program Type: Multiple select... | Job Title: All | Teacher Age Group: All | Education: All | TEACH Status: All

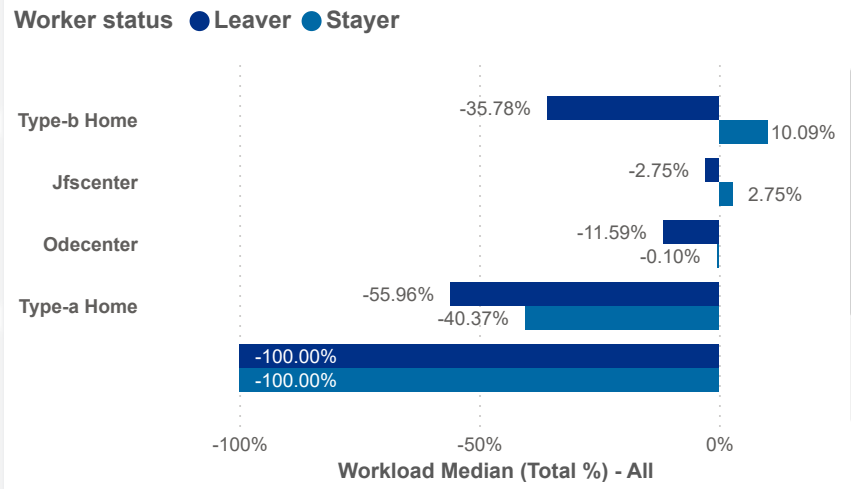
202603 | Position Type: All | SUTQ Rating: All | Total Duration: 0.00 | Center Type: All | Publicly Funded: All | POWER Status: All

SDA>County: SDA 1 | Beale Code: All | Student Age Group: All | POWER Levels: All

### Workload Median (Total)

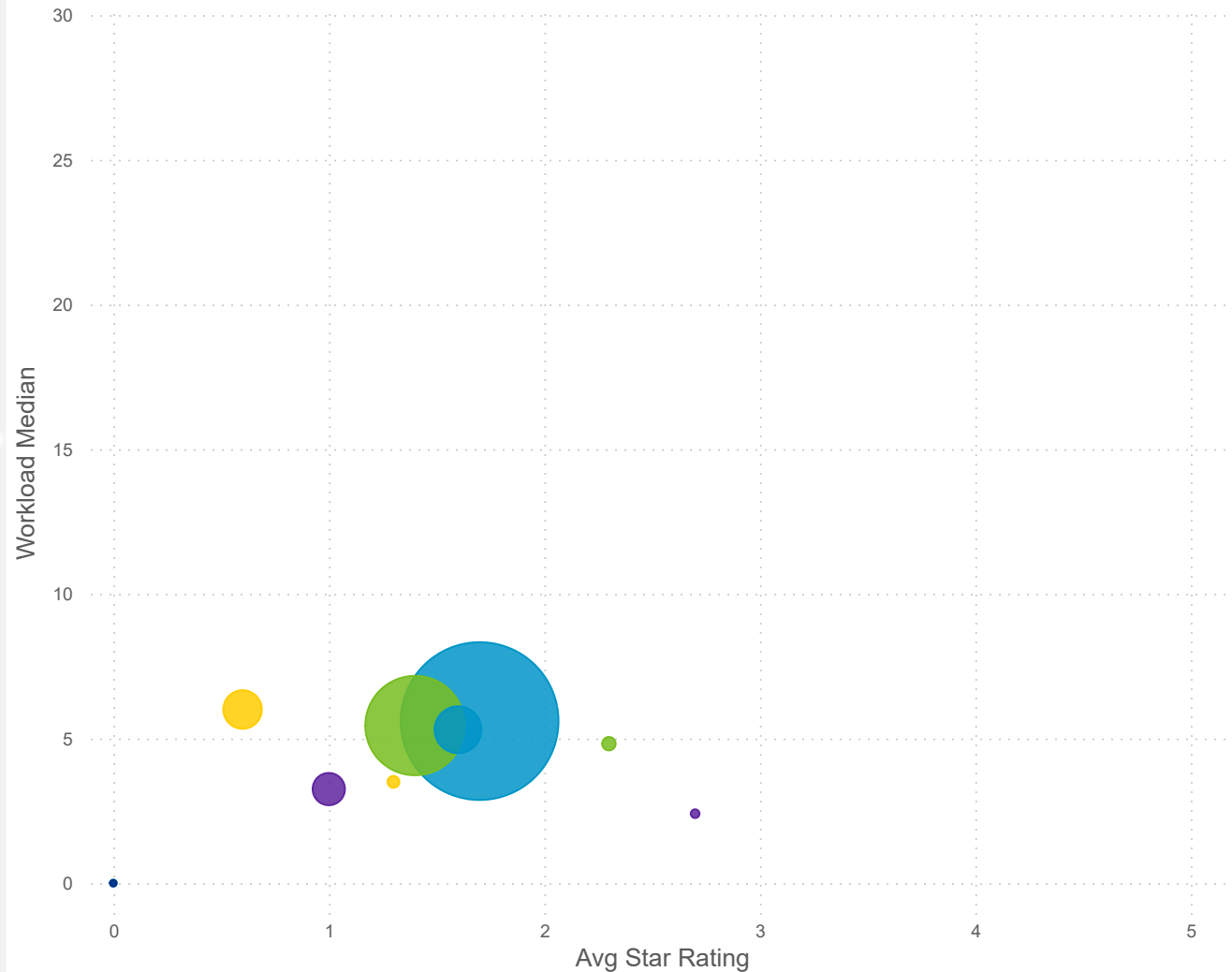
# 5.45

### Workload Median (Total %)



### Star Rating Mean, Workload Median, and Number of Users by Worker Status and Center Type

Center Type: ● Day Camp ● Inhome Aide ● Jfscenter ● Odecenter ● Type-a Home ● Type-b Home



### Workload Median (Leaver)

# 5.20

### Workload Median (Stayer)

# 5.46

### Star Rating Mean (Total)

# 1.6

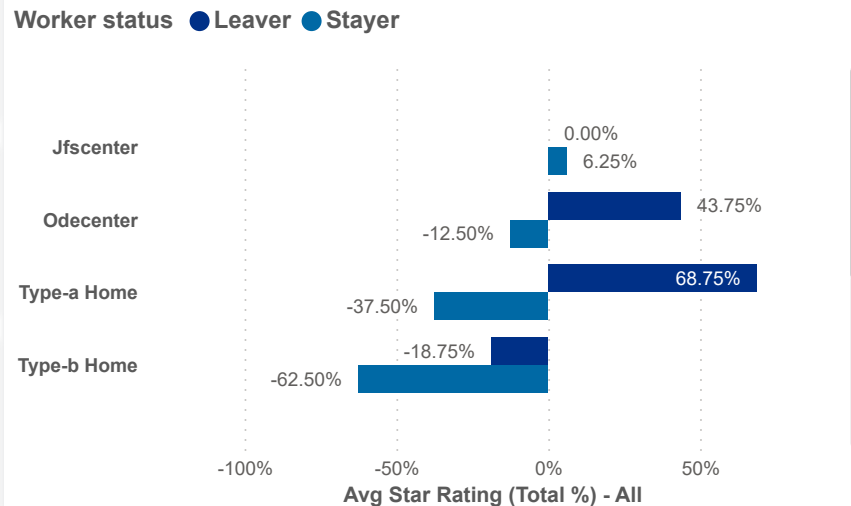
### Star Rating Mean (Leaver)

# 1.7

### Star Rating Mean (Stayer)

# 1.5

### Star Rating Mean (Total %)



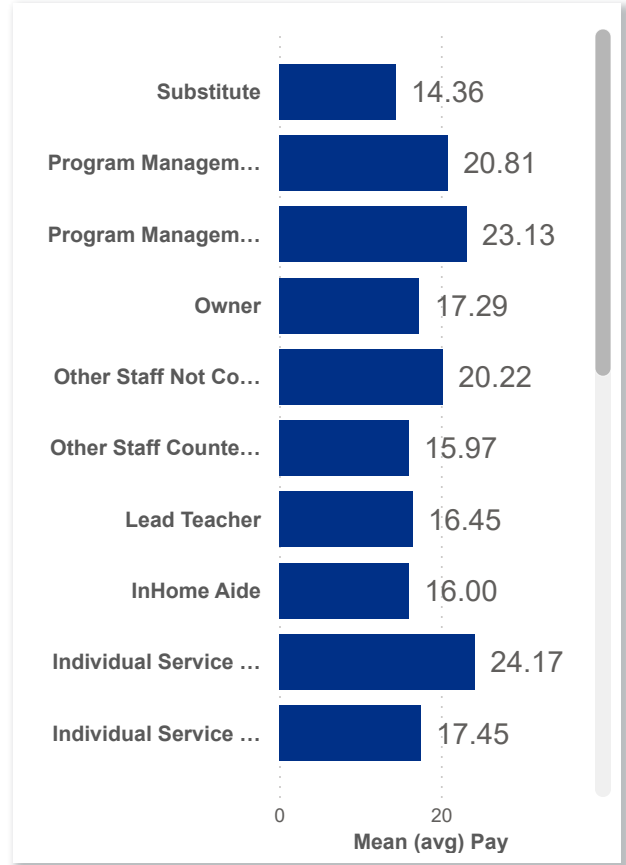
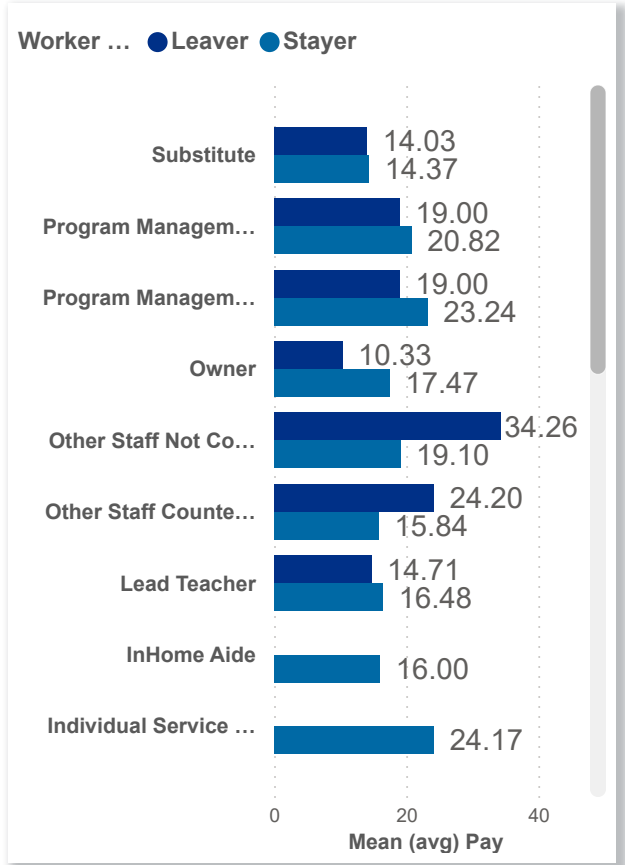
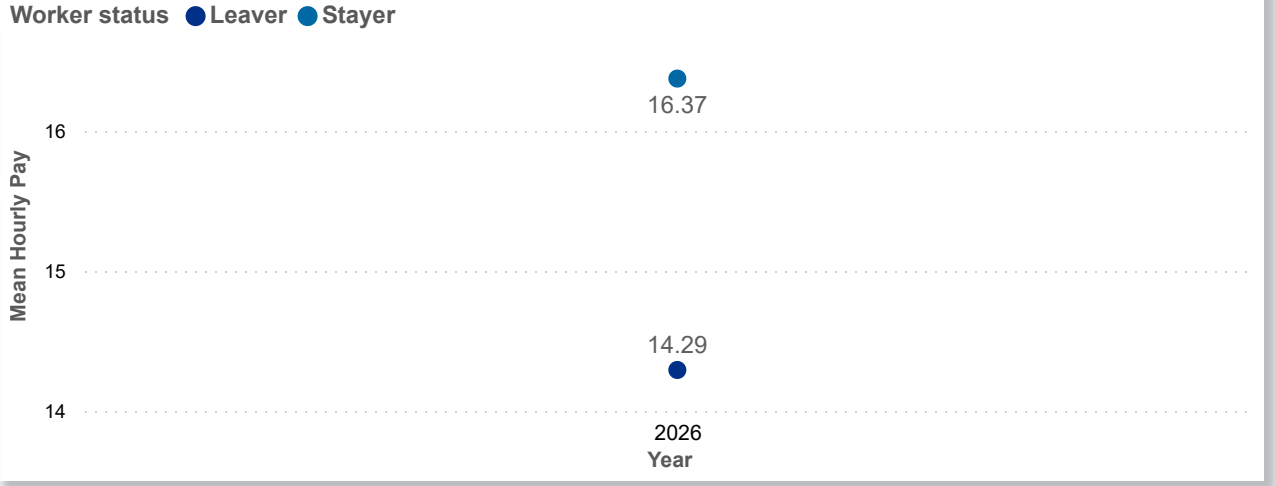


Date: 202601 Program Type: Multiple select...  
 202603 Position Type: All  
 Job Title: All Teacher Age Group: All  
 Education: All  
 Credential: All  
 TEACH Status: All  
 TEACH Models: All  
 SDA>County: SDA 1 SUTQ Rating: All Total Duration: 0.00  
 Center Type: All Publicly Funded: All  
 Beale Code: All Student Age Group: All  
 POWER Status: All  
 POWER Levels: All

PAY MEAN (USD)

LEAVER	STAYER	COMBINED
14.29	16.37	16.33

Salary Mean by Year and Worker Status



Combined Salary Mean by Year and Worker Status

