

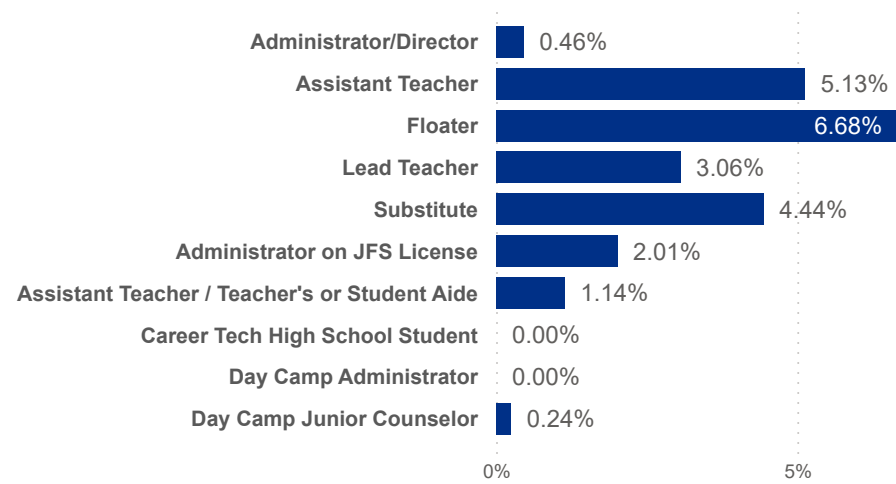


Date:  Program Type: 
 Job Title:  Teacher Age Group:  Education:  TEACH Status:

Date:  Position Type: 
 SUTQ Rating:  Total Duration:  Center Type:  Publicly Funded:  POWER Status:

SDA>County:  Beale Code:  Student Age Group:  POWER Levels:

## Avg Monthly Turnover Rates by Job Title



### Avg Monthly Turnover

3.91%

### Adjusted Workers

125,963

### Total Leaver

7,411

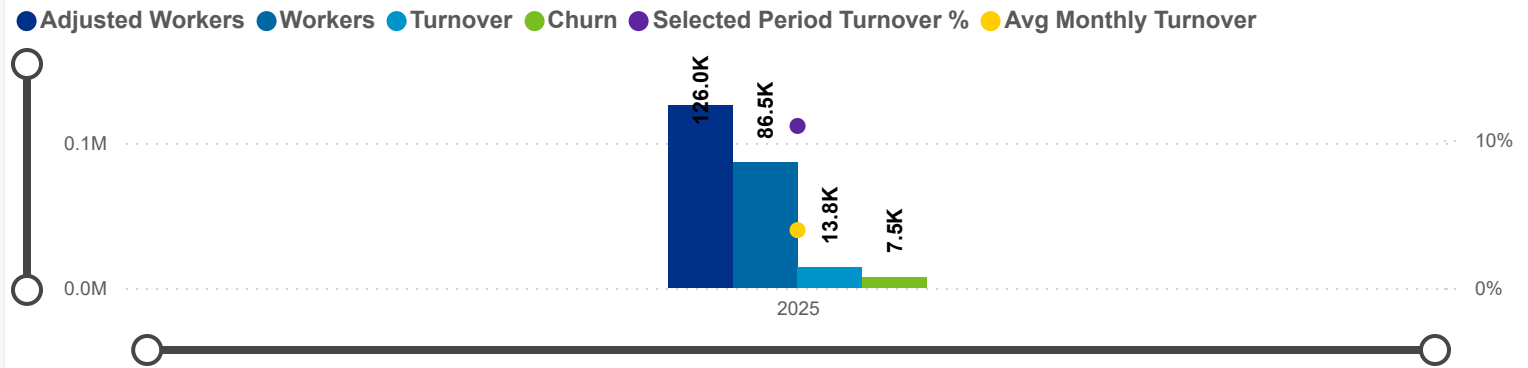
### Total Stayer

118,552

### Sel Period Turnover

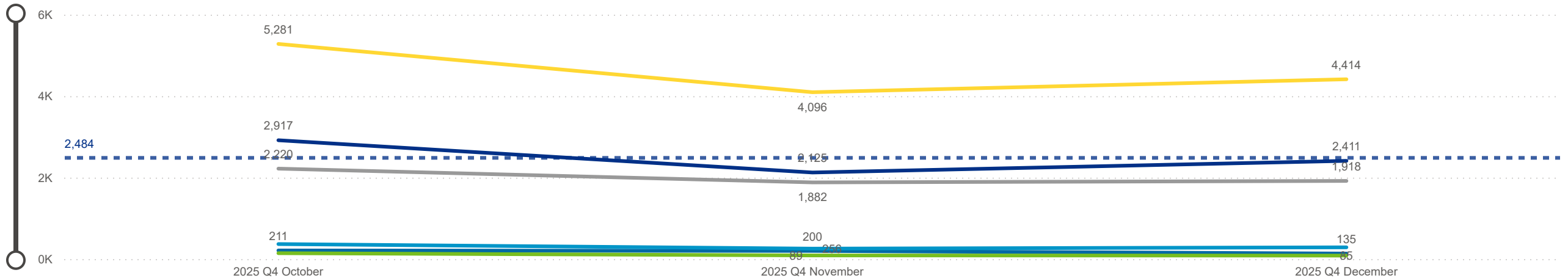
10.95%

## Avg Monthly Turnover and Number of Workers



## Categorization by Time Series

Churn (Dark Blue), Internal (Light Blue), Promotion (Cyan), Seasonal (Green), Transfer (Grey), Turnover (Yellow)





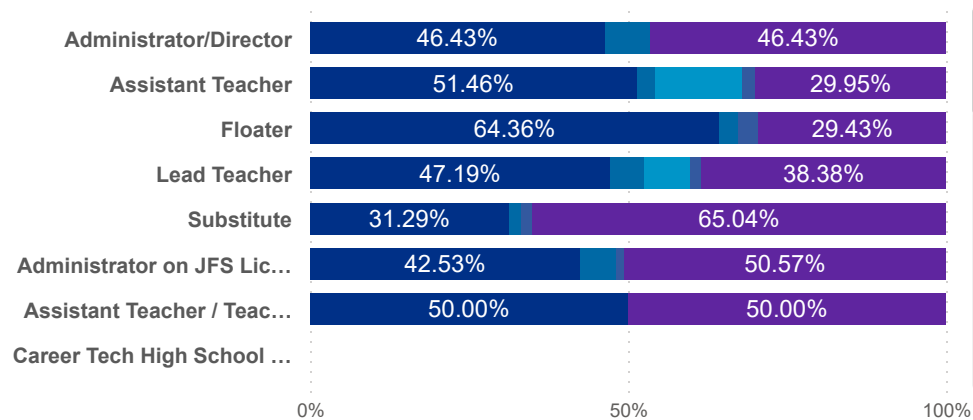
Date:  Program Type: 
 Job Title:  Teacher Age Group:  Education:  TEACH Status:

Date:  Position Type: 
 SUTQ Rating:  Total Duration:  Center Type:  Publicly Funded:  POWER Status:

SDA>County:  Beale Code:  Student Age Group:  POWER Levels:

## Job Change Reasons by Job Title

● Churn ● Internal ● Promotion ● Seasonal ● Transfer



Avg Monthly Churn

2.11%

Adjusted Workers

125,963

Workload Median

5.10

Pay Median USD / hr

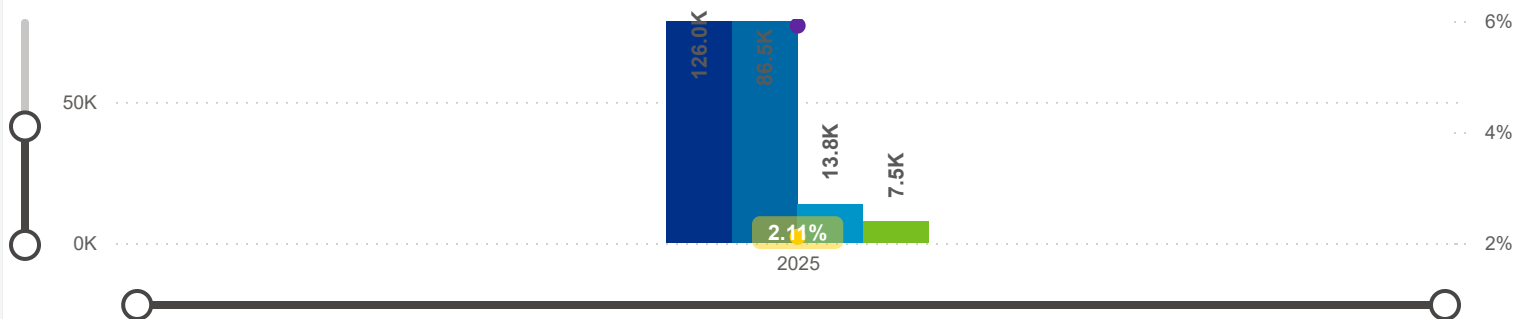
15.00

Avg ECE Duration

5.83

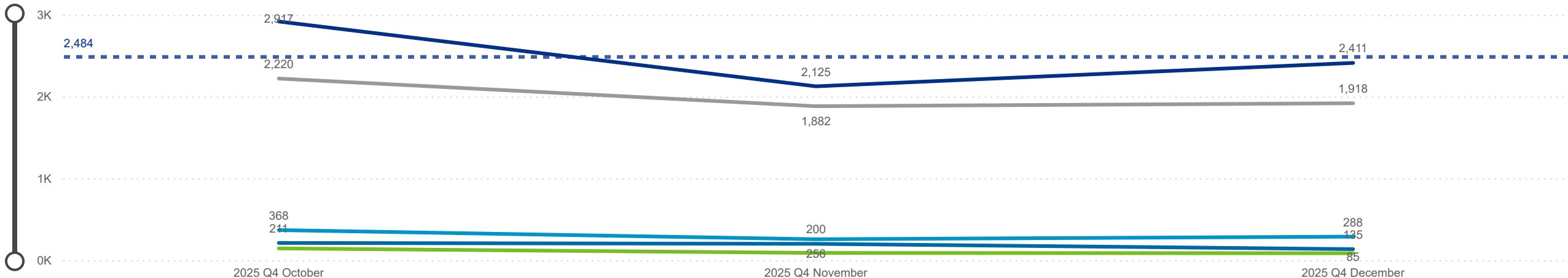
## Avg Monthly Churn and Number of Workers

● Adjusted Workers ● Workers ● Turnover ● Churn ● Selected Period Churn % ● Avg Monthly Churn



## Categorization by Time Series

● Churn ● Internal ● Promotion ● Seasonal ● Transfer



Date: 202510 Program Type: Multiple select...  
 202512 Position Type: All Job Title: All Teacher Age Group: All Education: All TEACH Status: All  
 SUTQ Rating: All Total Duration: 0.00 Center Type: All Publicly Funded: All POWER Status: All  
 SDA>County: All Beale Code: All Student Age Group: All POWER Levels: All

Low Leaver % High Leaver %

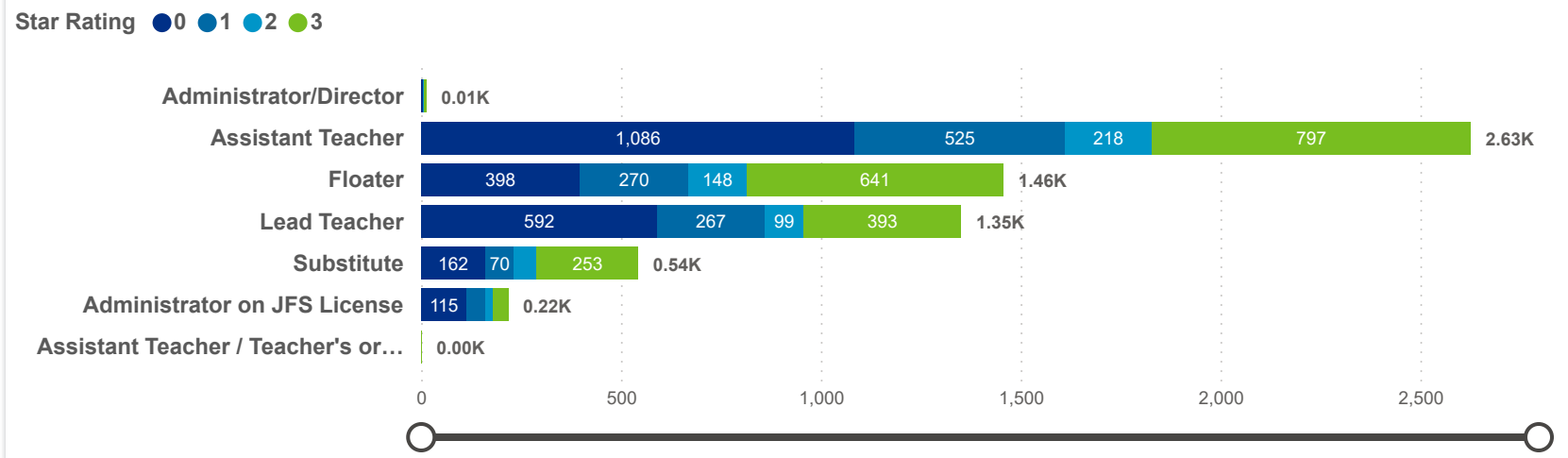
**ADJUSTED WORKERS**  
**125,963**

**TOTAL LEAVER**  
**7,411**

**TOTAL STAYER**  
**118,552**

**SELECTED PERIOD CHURN %**  
**5.88%**

Leaver by Job Title and Star Rating



County	Adjusted Workers	Workers	Workers %	Total Leaver	Total Stayer	Selected Period Churn %	Stayer %	Avg Monthly Churn	Selected Period Turnover %	Avg Monthly Turnover	Workload Median	Avg Star Rating
Carroll OH	68	64	0.07%		68		100.00%	0.00%	1.47%	0.50%	6.57	2.56
Monroe OH	145	86	0.10%	9	136	6.21%	93.79%	2.16%	6.90%	2.40%	2.00	2.55
Fayette OH	236	174	0.20%	14	222	5.93%	94.07%	2.16%	10.59%	3.86%	3.26	2.49
Harrison OH	49	44	0.05%		49		100.00%	0.00%	0.00%	0.00%	6.86	2.35
Hardin OH	241	164	0.19%	16	225	6.64%	93.36%	2.45%	7.88%	2.73%	4.94	2.28
Highland OH	318	218	0.25%	23	295	7.23%	92.77%	2.76%	18.24%	6.95%	3.80	2.24
Columbiana OH	846	514	0.59%	33	813	3.90%	96.10%	1.39%	5.91%	2.05%	3.50	2.22
Knox OH	466	330	0.38%	14	452	3.00%	97.00%	1.05%	6.01%	2.11%	2.77	2.22
Seneca OH	264	208	0.24%	26	238	9.85%	90.15%	3.64%	14.77%	5.45%	5.13	2.14
Ashtabula OH	804	559	0.65%	56	748	6.97%	93.03%	2.46%	10.07%	3.57%	5.00	2.13
<b>Total</b>	<b>125,963</b>	<b>86,462</b>	<b>100.00%</b>	<b>7,411</b>	<b>118,552</b>	<b>5.88%</b>	<b>94.12%</b>	<b>2.11%</b>	<b>10.95%</b>	<b>3.91%</b>	<b>5.10</b>	<b>1.41</b>

©2026 TomTom Feedback



Date:	202510	Program Type:	Multiple select... ▾	Job Title:	All ▾	Teacher Age Group:	All ▾	Education:	All ▾	TEACH Status:	All ▾
	202512	Position Type:	All ▾					Credential:	All ▾	TEACH Models:	All ▾
SDA>County:	All ▾	SUTQ Rating:	All ▾	Total Duration:	0.00	Center Type:	All ▾	Publicly Funded:	All ▾	POWER Status:	All ▾
					100.00	Beale Code:	All ▾	Student Age Group:	All ▾	POWER Levels:	All ▾

NUMBER OF WORKERS		AVG ECE DURATION (In Years)		HOURLY WAGE BANDS (USD)	
TOTAL LEAVER	TOTAL STAYER	LEAVER	STAYER	LEAVER (Hourly Wage MED)	STAYER (Hourly Wage MED)
<b>7,411</b>	<b>118,552</b>	.	.	.	.
.	.	.	.	.	.
.	.	.	.	.	.



Date:  Program Type: 
 Job Title:  Teacher Age Group:  Education:  TEACH Status:

Date:  Position Type: 
 SUTQ Rating:  Total Duration:  Center Type:  Publicly Funded:  POWER Status:

SDA>County:  Beale Code:  Student Age Group:  POWER Levels:

### NUMBER OF WORKERS

### AVG ECE DURATION (In Years)

### HOURLY WAGE BANDS (USD)

LEAVER

STAYER

# 5.88%

# 94.12%

LEAVER

STAYER

# 3.74

# 5.92

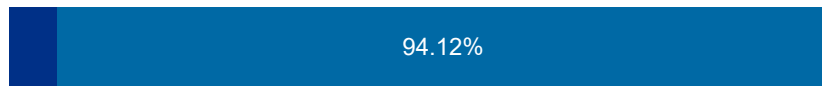
LEAVER (Hourly Wage MED)

STAYER (Hourly Wage MED)

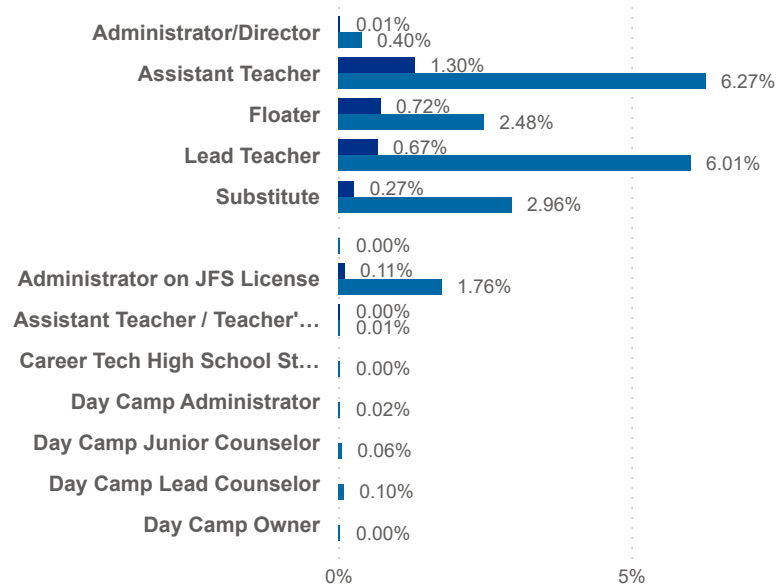
# 14.00

# 15.00

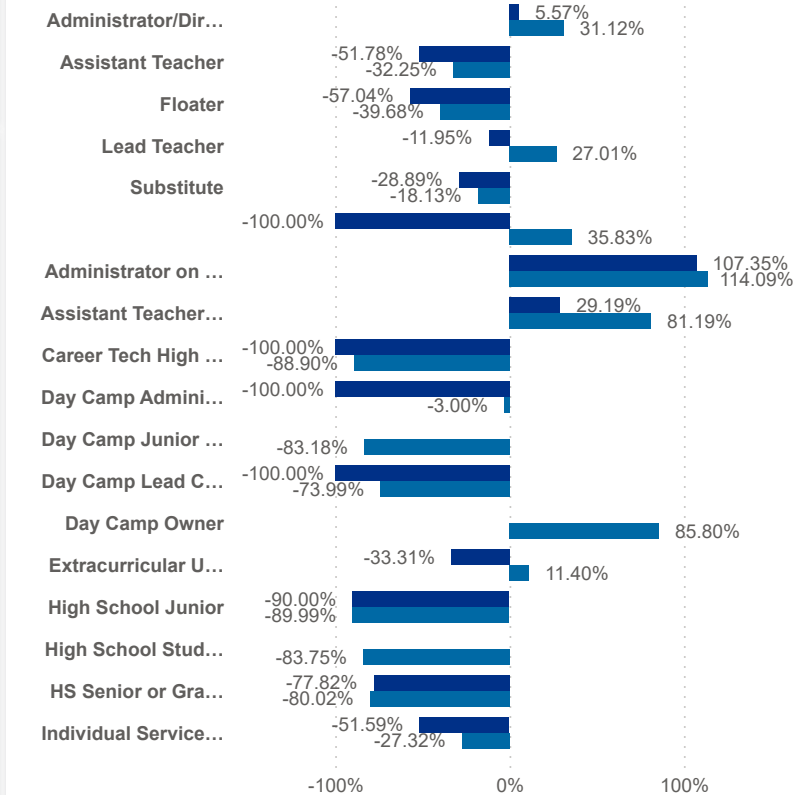
● Leaver % ● Stayer %



Worker Status: ● Leaver ● Stayer



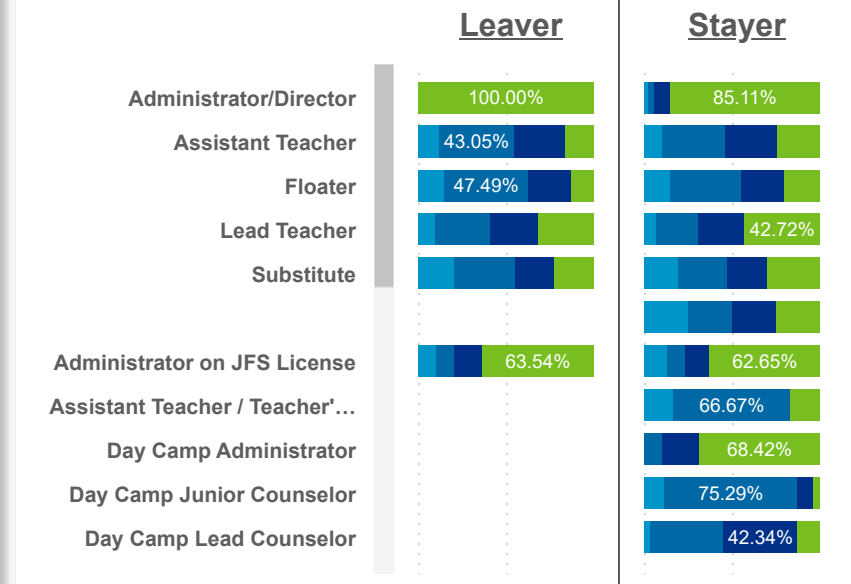
Worker Status: ● Leaver ● Stayer



Wage Bands: ● < 10 ● 10 < .. < 11.6 ● 11.6 < .. < 14 ● > 14



Wage Bands: ● < 10 ● 10 < .. < 11.6 ● 11.6 < .. < 14 ● > 14





Date:  Program Type: 
 Job Title:  Teacher Age Group:  Education:  TEACH Status:

Date:  Position Type: 
 SUTQ Rating:  Total Duration:  Center Type:  Publicly Funded:  POWER Status:

SDA>County:  Beale Code:  Student Age Group:  POWER Levels:

### LEAVER (Avg Career Duration)

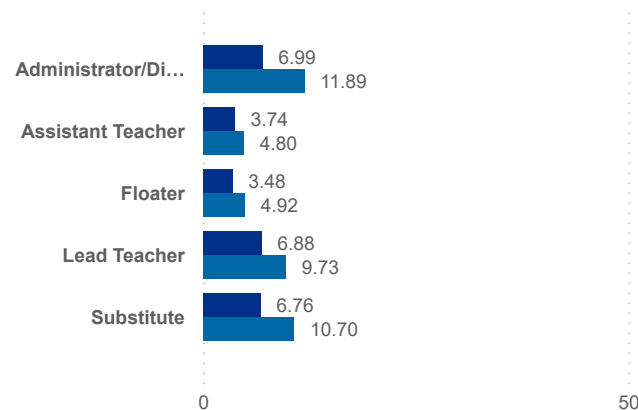
# 5.81

### STAYER (Avg Career Duration)

# 10.49

## Avg Career Duration by Job Title

Worker Status: ● Leaver ● Stayer



County	Job Title	Longest Serving Profile	\$ / hr	Seniority	Workload	Star Rating (M
Adams	Administrator/Director	2.54		Early	6.68	
Allen	Administrator/Director	4.25		Early	16.20	
Ashland	Administrator/Director	1.71		Early	12.40	
Ashtabula	Administrator/Director	1.80		Early	8.25	
Athens	Administrator/Director	2.05		Early	3.60	
Auglaize	Administrator/Director	1.50		Early	7.36	
Belmont	Administrator/Director	1.70		Early	3.42	
Brown	Administrator/Director	3.25		Early	4.07	
Butler	Administrator/Director	1.88		Early	5.17	
Carroll	Administrator/Director	2.72		Early	7.43	
Champaign	Administrator/Director	2.48		Early	8.52	

### TOTAL STAYER

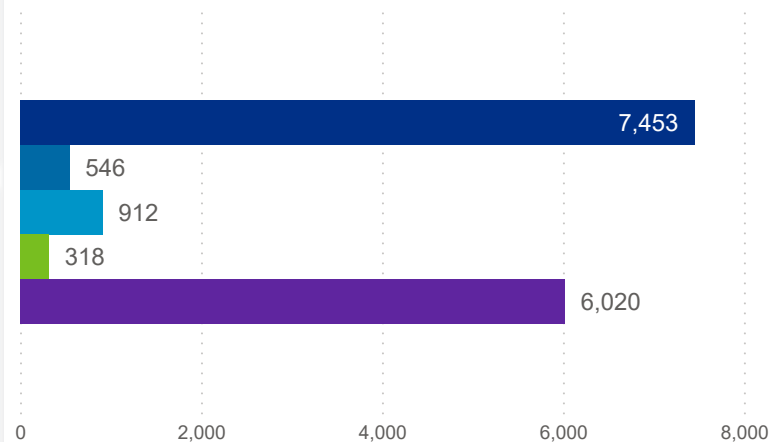
# 118,552

### STAYER (Promotion)

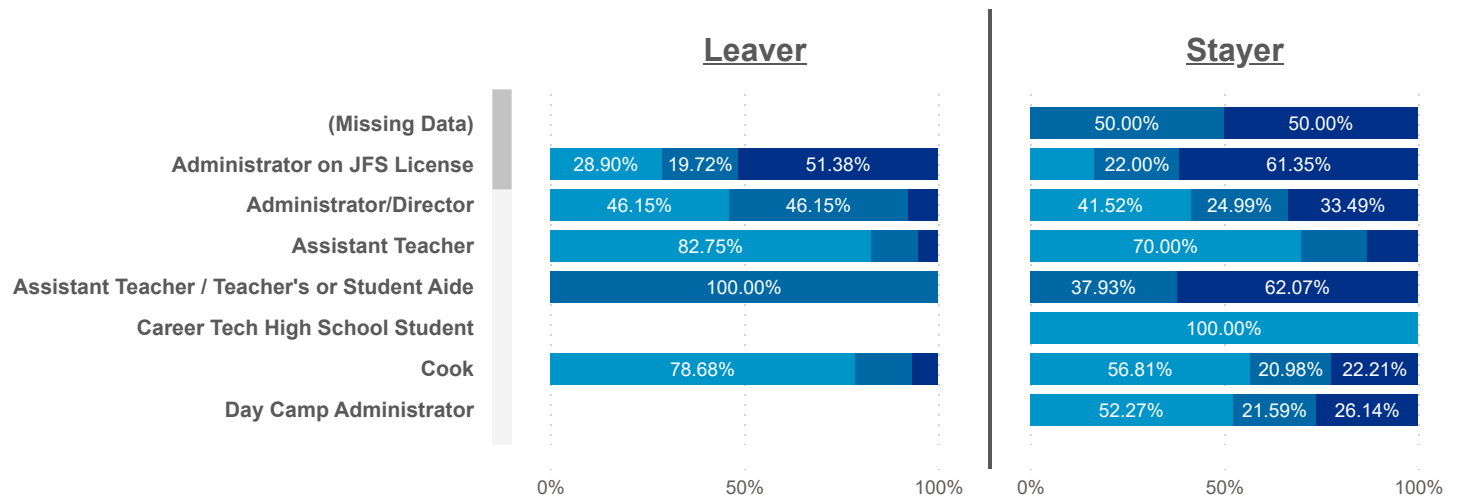
# 912

## Turnover Reasons

● Churn ● Internal ● Promotion ● Seasonal ● Transfer



Seniority: ● Early ● Mid ● Senior





Date: 202510 Program Type: Multiple select... Job Title: All Teacher Age Group: All Education: All TEACH Status: All

Date: 202512 Position Type: All SUTQ Rating: All Total Duration: 0.00 Center Type: All Publicly Funded: All TEACH Models: All

SDA>County: All Total Duration: 100.00 Beale Code: All Student Age Group: All POWER Status: All

POWER Levels: All

LEAVER (Avg Career Duration)

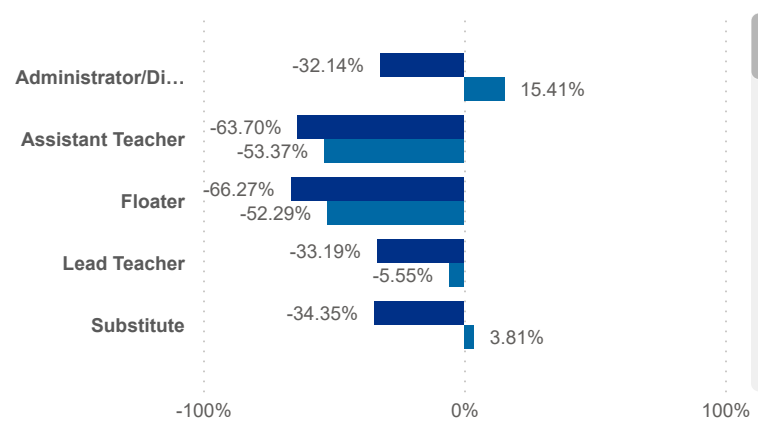
5.81

STAYER (Avg Career Duration)

10.49

Avg Career Duration by Job Title vs Mean

Worker Status: ● Leaver ● Stayer



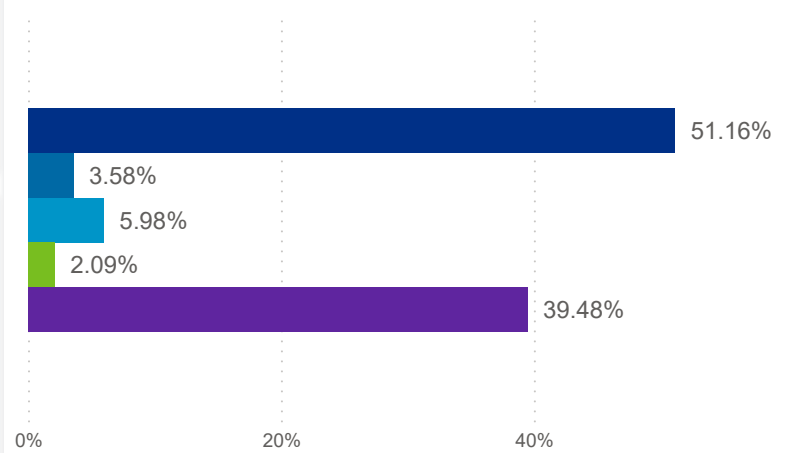
County	Job Title	Longest Serving Profile	\$ / hr	Seniority	Workload	Star Rating (mean)
Seneca	Assistant Teacher	0.00	11.25	Early	6.88	1.0
Lucas	Assistant Teacher	0.00	13.87	Early	5.81	1.0
Ottawa	Assistant Teacher	0.00	14.50	Early	7.80	1.0
Warren	Assistant Teacher	0.00	16.75	Early	6.68	0.0
Summit	Assistant Teacher	0.00	17.90	Early	10.43	3.0
Lorain	Assistant Teacher	0.00	16.61	Mid	1.11	3.0
Cuyahoga	Floater	0.00	13.89	Early	4.36	3.0
Stark	Floater	0.00	17.00	Mid	3.54	2.0
Union	Floater	0.00	19.00	Mid	9.70	0.0
Mahoning	Lead Teacher	0.00	10.00	Early	6.43	0.0
Richland	Lead Teacher	0.00	12.83	Early	5.65	3.0

TOTAL STAYER

118,552

Turnover Reasons

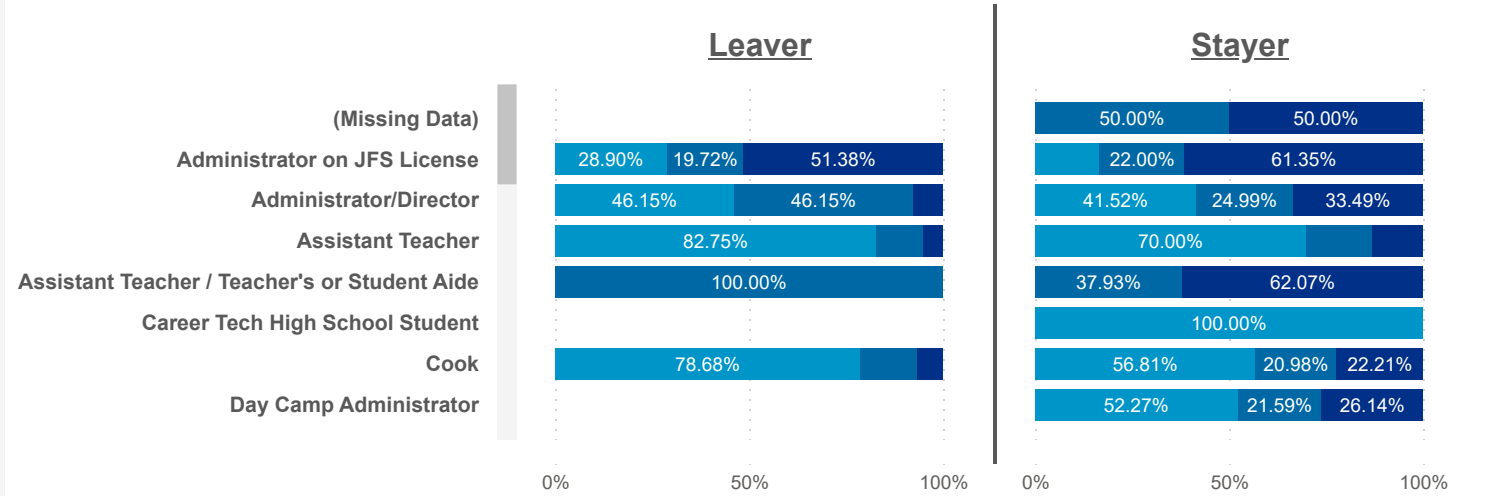
● Churn ● Internal ● Promotion ● Seasonal ● Transfer



STAYER (Promotion)

912

Seniority: ● Early ● Mid ● Senior





Date:  Program Type: 
 Job Title:  Teacher Age Group:  Education:  TEACH Status:

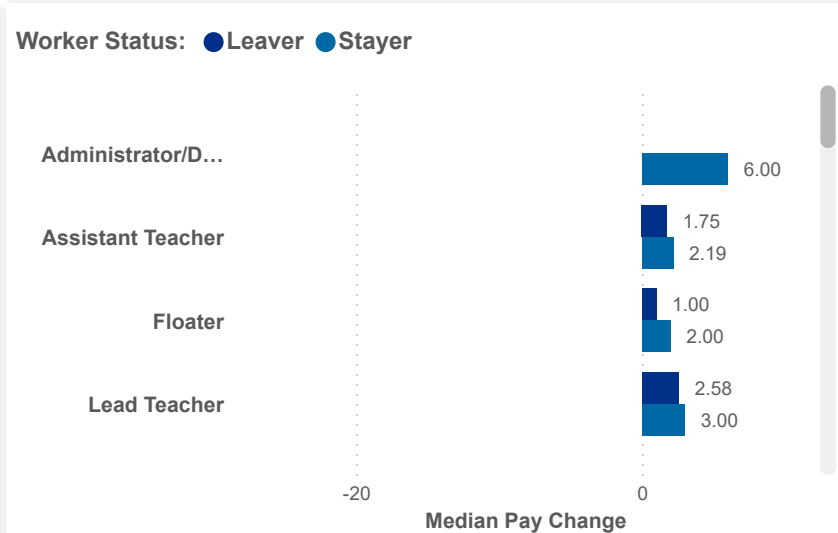
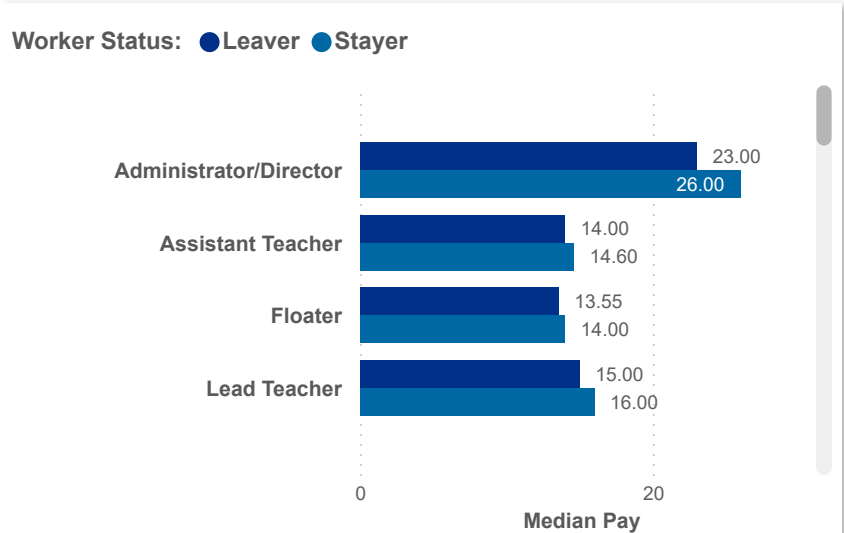
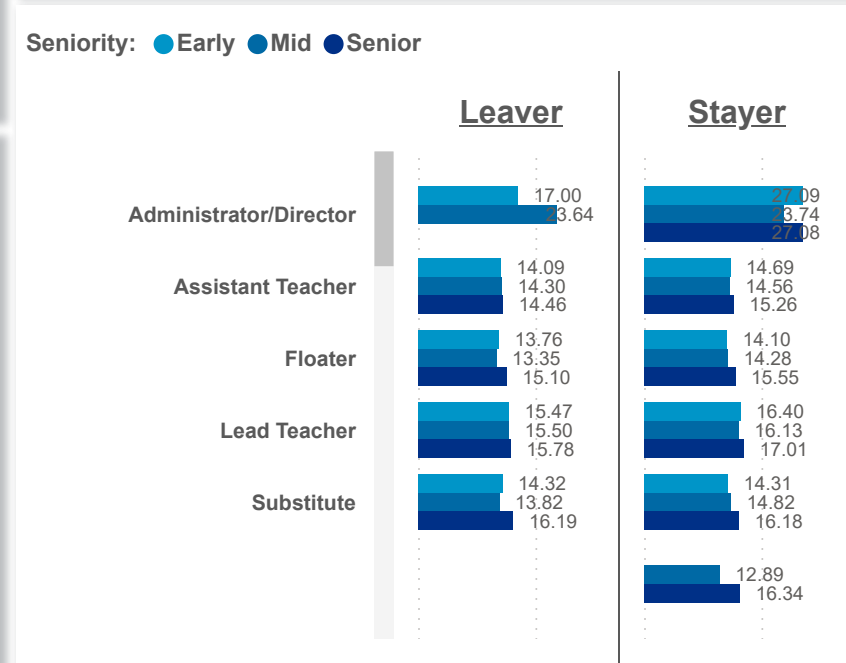
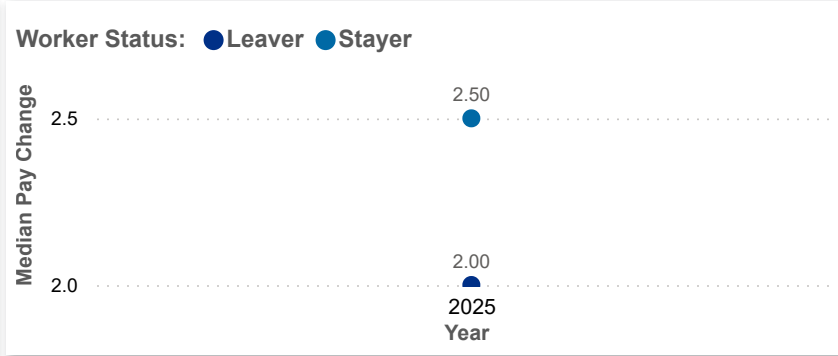
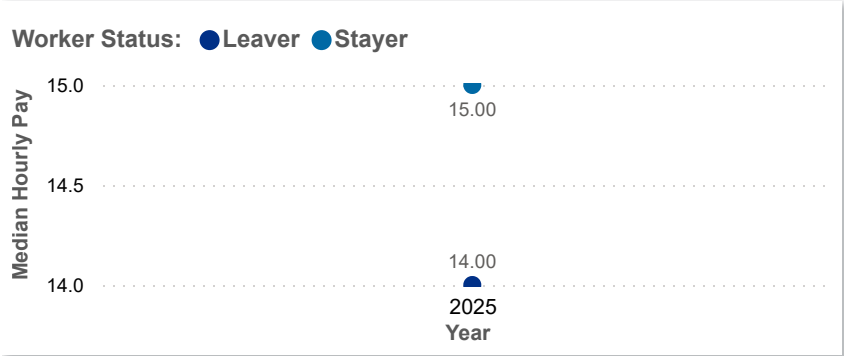
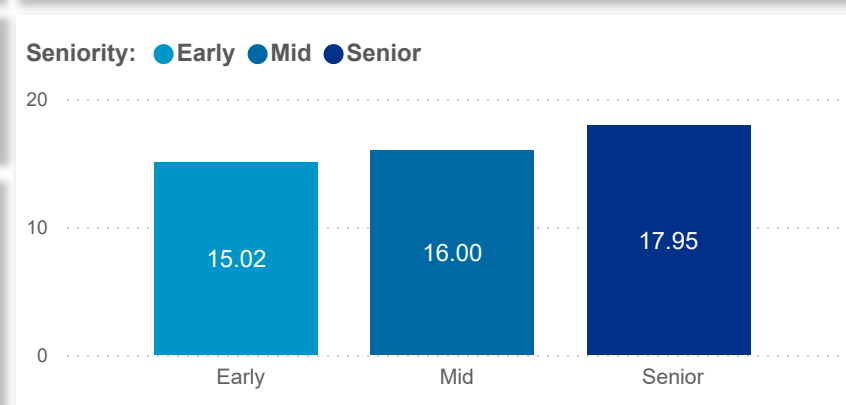
Date:  Position Type: 
 SUTQ Rating:  Total Duration:  Center Type:  Publicly Funded:  POWER Status:

SDA>County:  Total Duration:  Beale Code:  Student Age Group:  POWER Levels:

### PAY MEDIAN (USD)

### PAY PROGRESSION (USD)

### PAY & CAREER SENIORITY (USD)





Date:  Program Type: 
 Job Title:  Teacher Age Group:  Education:  TEACH Status:

Date:  Position Type: 
 SUTQ Rating:  Total Duration:  Center Type:  Publicly Funded:  POWER Status:

SDA>County:  Total Duration:  Beale Code:  Student Age Group:  POWER Levels:

### PAY MEDIAN (USD)

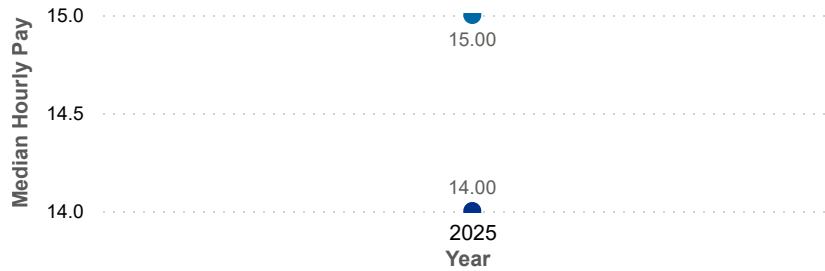
LEAVER

# 14.00

STAYER

# 15.00

Worker Status:  Leaver  Stayer



### PAY PROGRESSION (USD)

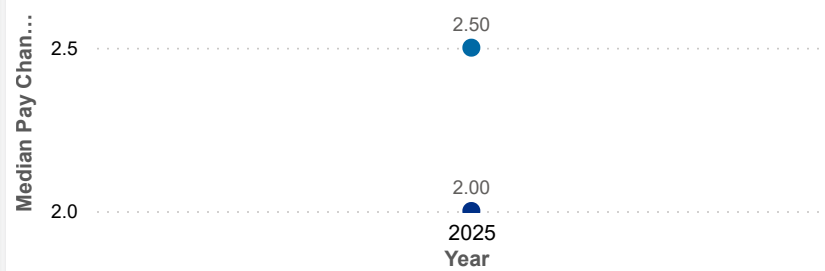
LEAVER

# 0.58

STAYER

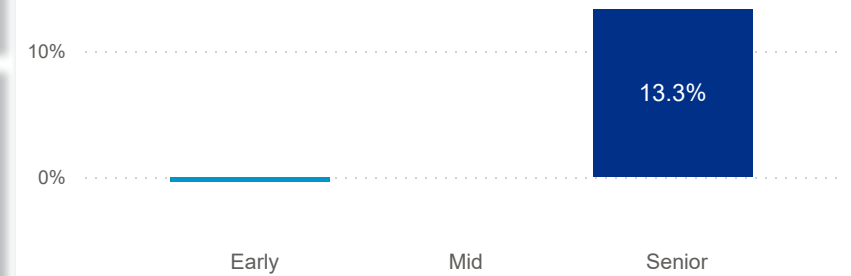
# 0.74

Worker Status:  Leaver  Stayer



### PAY & CAREER SENIORITY (USD)

Seniority:  Early  Mid  Senior



Seniority:  Early  Mid  Senior

Worker Status:  Leaver  Stayer

Administrator/Director

53.3%  
73.3%

Assistant Teacher

-6.7%  
-2.7%

Floater

-9.7%  
-6.7%

Lead Teacher

0.0%  
6.7%

Deviation from Median Salary (Total %) ...

Worker Status:  Leaver  Stayer

Administrator/Director

-100.0%  
140.0%

Assistant Teacher

-30.0%  
-12.4%

Floater

-60.0%  
-20.0%

Lead Teacher

3.0%  
20.0%

Deviation from Median Salary Change (Total %) ...

Leaver

Stayer

Administrator/Director

13.3%  
-6.7%

Assistant Teacher

-3.3%  
-3.3%  
0.0%

Floater

-10.0%  
-6.7%  
2.0%  
0.0%

Lead Teacher

0.0%  
0.0%  
0.0%  
1.7%  
3.3%  
9.0%

Substitute

-6.7%  
-9.4%  
-6.5%  
-100.0%  
100.0%  
100.0%

-6.7%  
0.0%  
3.3%  
-13.3%  
9.7%



Date: 202510 Program Type: Multiple select...  
 202512 Position Type: All Job Title: All Teacher Age Group: All Education: All TEACH Status: All  
 Credential: All TEACH Models: All

SDA>County: All SUTQ Rating: All Total Duration: 0.00  
 100.00 Center Type: All Publicly Funded: All POWER Status: All  
 Beale Code: All Student Age Group: All POWER Levels: All

Workload Median (Total)

5.10

Workload Median (Leaver)

5.21

Workload Median (Stayer)

5.09

Star Rating Mean (Total)

1.4

Star Rating Mean (Leaver)

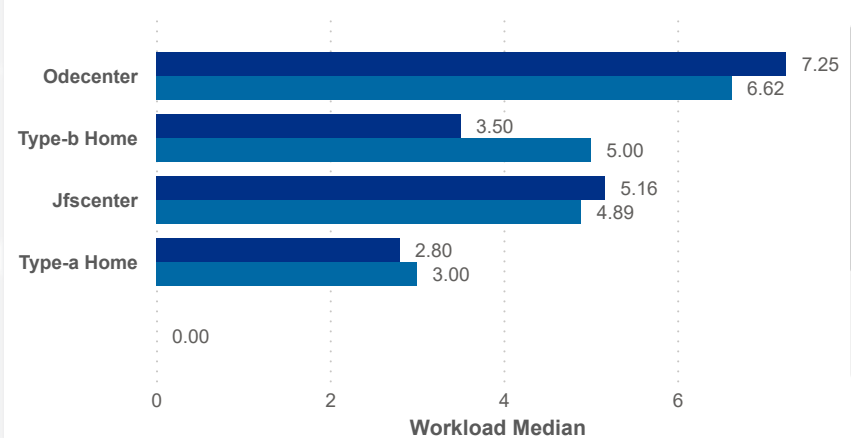
1.4

Star Rating Mean (Stayer)

1.4

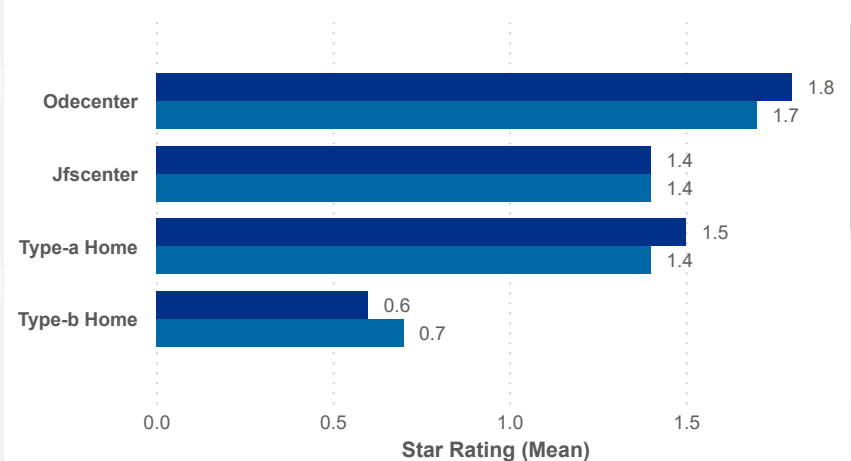
Workload Median

Worker status ● Leaver ● Stayer



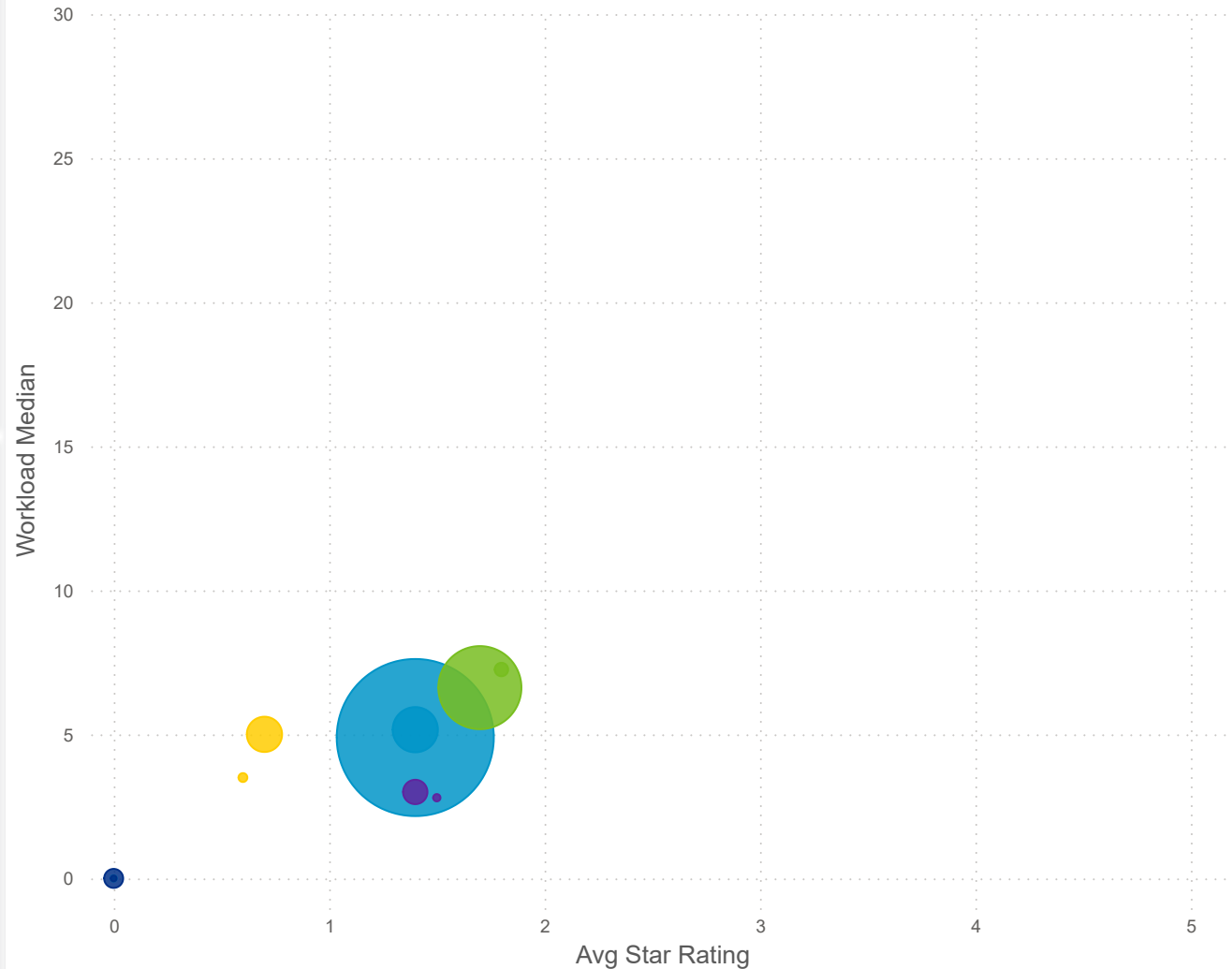
Star Rating Mean

Worker status ● Leaver ● Stayer



Star Rating Mean, Workload Median, and Number of Users by Worker Status and Center Type

Center Type: ● Day Camp ● Inhome Aide ● Jfscenter ● Odecenter ● Type-a Home ● Type-b Home





Date:  Program Type: 
 Job Title:  Teacher Age Group:  Education:  TEACH Status:

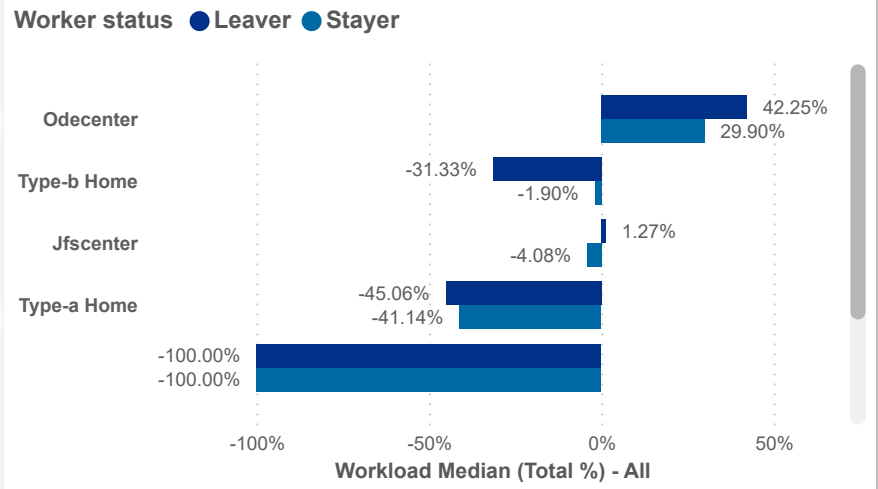
Date:  Position Type: 
 SUTQ Rating:  Total Duration:  Center Type:  Publicly Funded:  POWER Status:

SDA>County:  Beale Code:  Student Age Group:  POWER Levels:

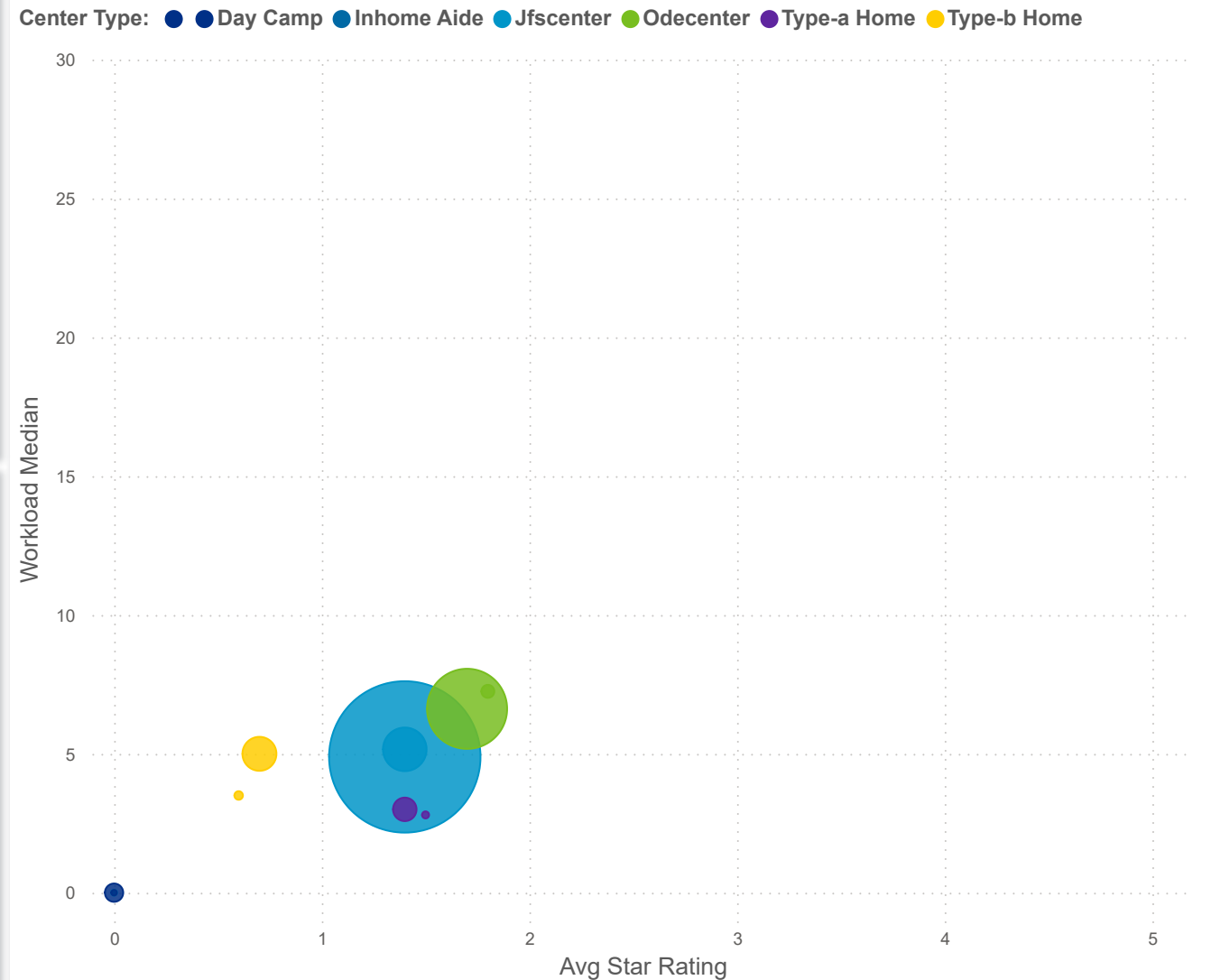
### Workload Median (Total)

# 5.10

### Workload Median (Total %)



### Star Rating Mean, Workload Median, and Number of Users by Worker Status and Center Type



### Workload Median (Leaver)

# 5.21

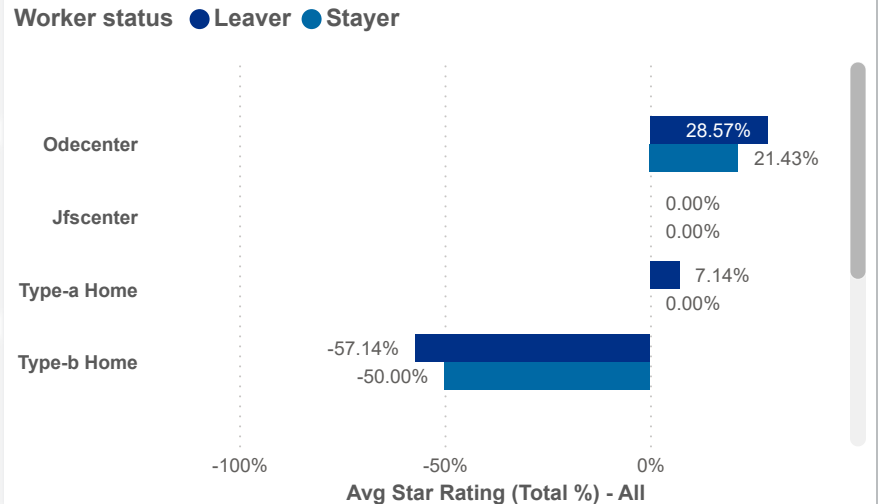
### Workload Median (Stayer)

# 5.09

### Star Rating Mean (Total)

# 1.4

### Star Rating Mean (Total %)



### Star Rating Mean (Leaver)

# 1.4

### Star Rating Mean (Stayer)

# 1.4



Date: 202510 | Program Type: Multiple select... | Job Title: All | Teacher Age Group: All | Education: All | TEACH Status: All

Date: 202512 | Position Type: All | SUTQ Rating: All | Total Duration: 0.00 | Center Type: All | Publicly Funded: All | TEACH Models: All

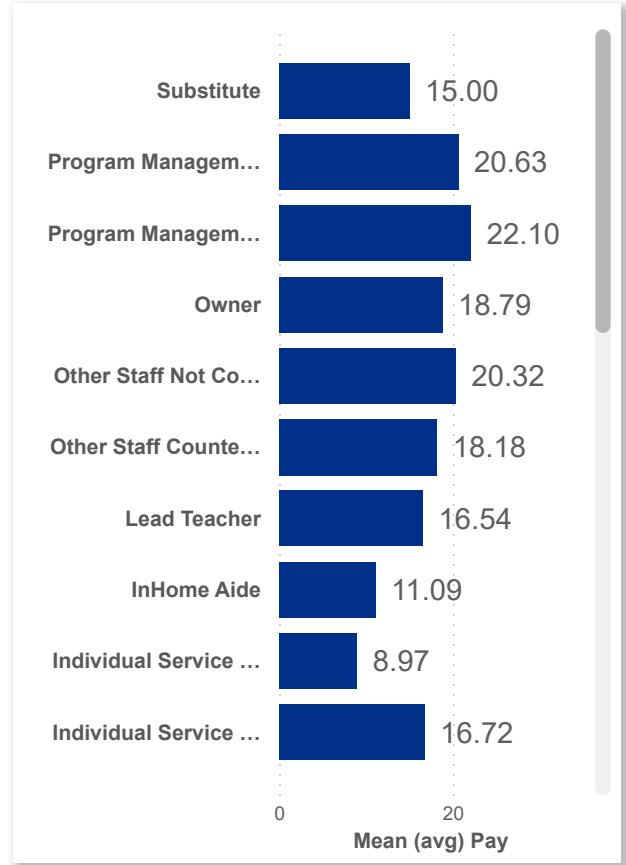
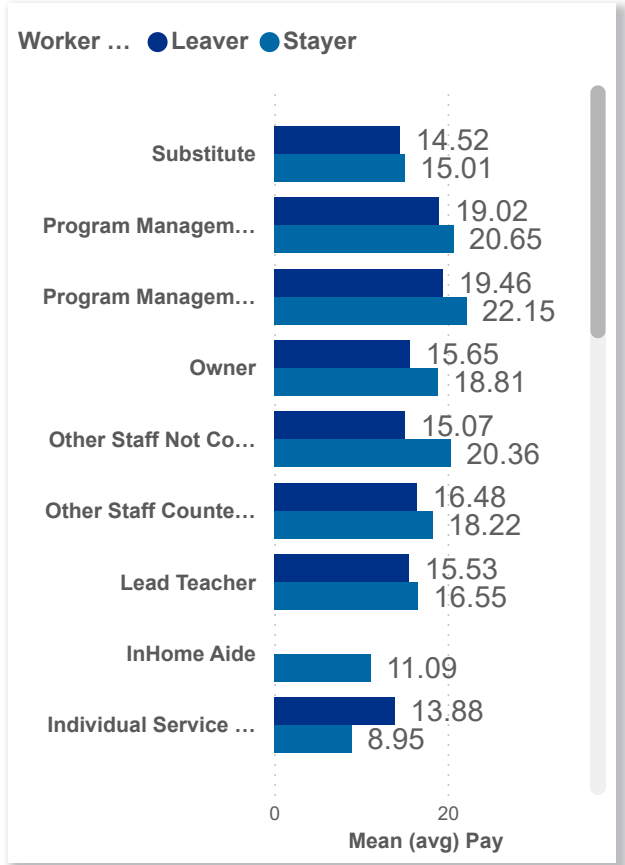
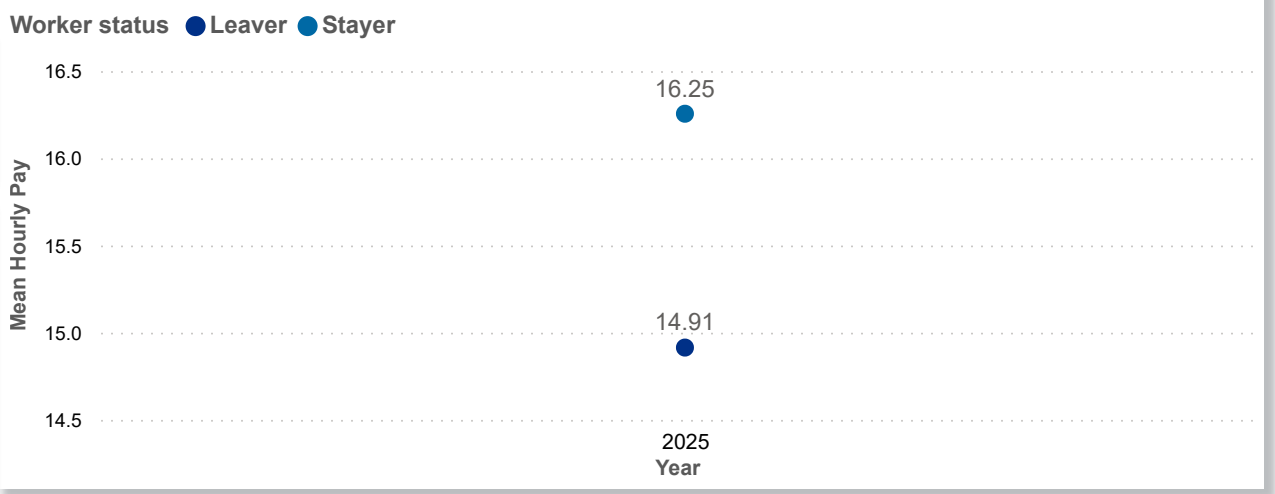
SDA>County: All | Total Duration: 100.00 | Beale Code: All | Student Age Group: All | POWER Status: All

POWER Levels: All

### PAY MEAN (USD)

<b>LEAVER</b>	<b>STAYER</b>	<b>COMBINED</b>
<b>14.91</b>	<b>16.25</b>	<b>16.23</b>

### Salary Mean by Year and Worker Status



### Combined Salary Mean by Year and Worker Status

