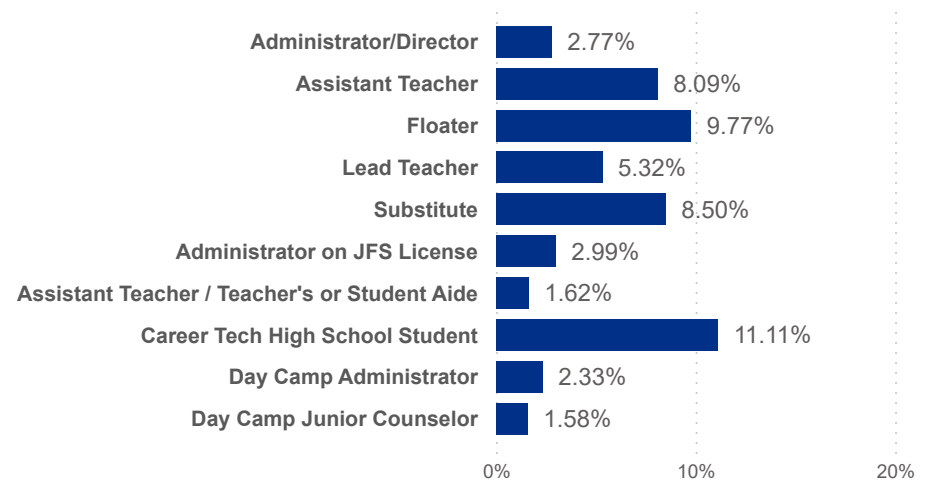




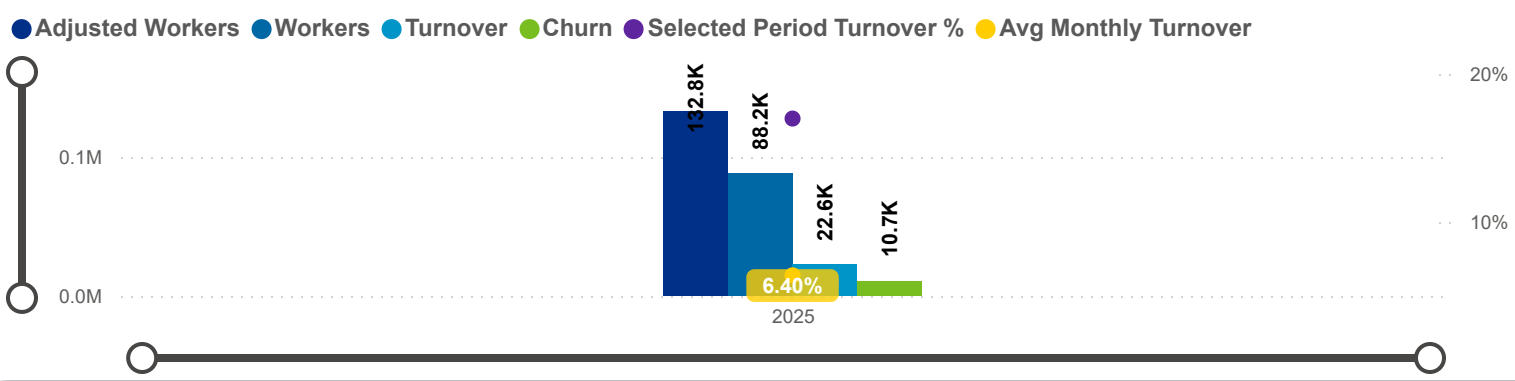
Date:
 Program Type:
 Job Title:
 Teacher Age Group:
 Education:
 TEACH Status:
 Position Type:
 Credential:
 TEACH Models:
 SDA>County:
 SUTQ Rating:
 Total Duration:
 Center Type:
 Publicly Funded:
 POWER Status:
 Beale Code:
 Student Age Group:
 POWER Levels:

Avg Monthly Turnover Rates by Job Title

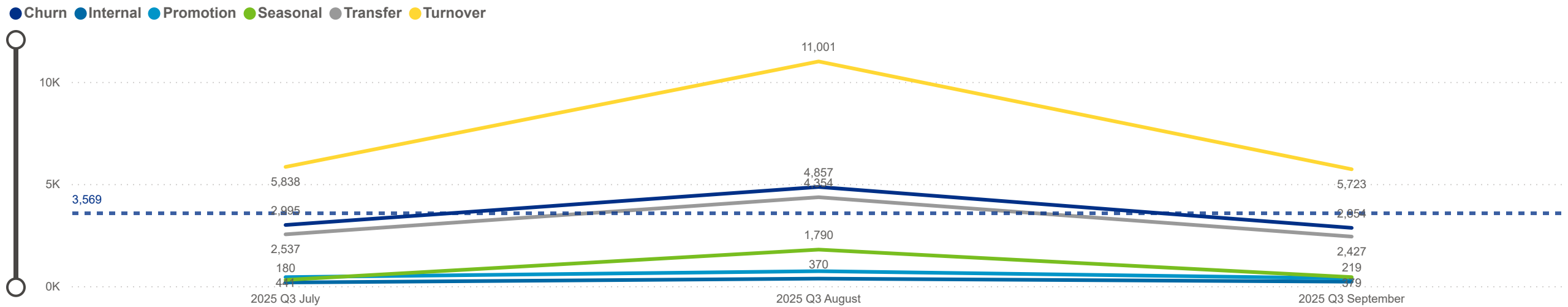


Avg Monthly Turnover	Adjusted Workers	Total Leaver	Total Stayer	Sel Period Turnover
6.40%	132,804	10,614	122,190	16.99%

Avg Monthly Turnover and Number of Workers



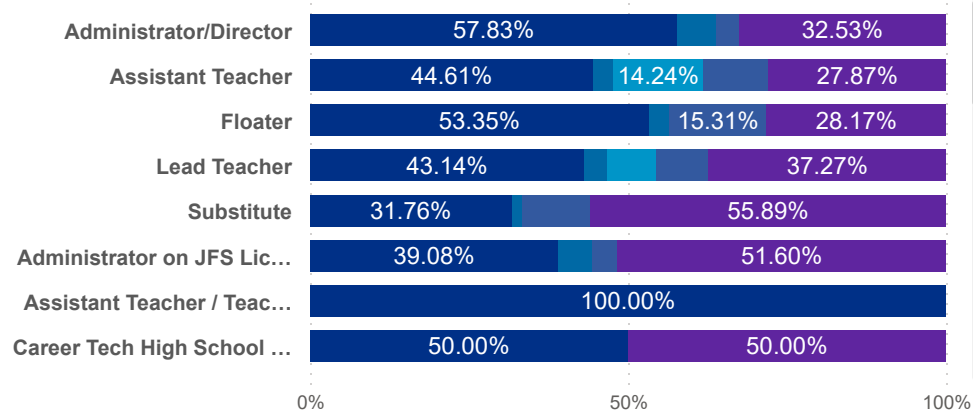
Categorization by Time Series



Date: 202507 | Program Type: Multiple select... | Job Title: All | Teacher Age Group: All | Education: All | TEACH Status: All
 202509 | Position Type: All | SUTQ Rating: All | Total Duration: 0.00 | Center Type: All | Publicly Funded: All | POWER Status: All
 SDA>County: All | Beale Code: All | Student Age Group: All | POWER Levels: All

Job Change Reasons by Job Title

● Churn ● Internal ● Promotion ● Seasonal ● Transfer



Avg Monthly Churn

3.04%

Adjusted Workers

132,804

Workload Median

5.19

Pay Median USD / hr

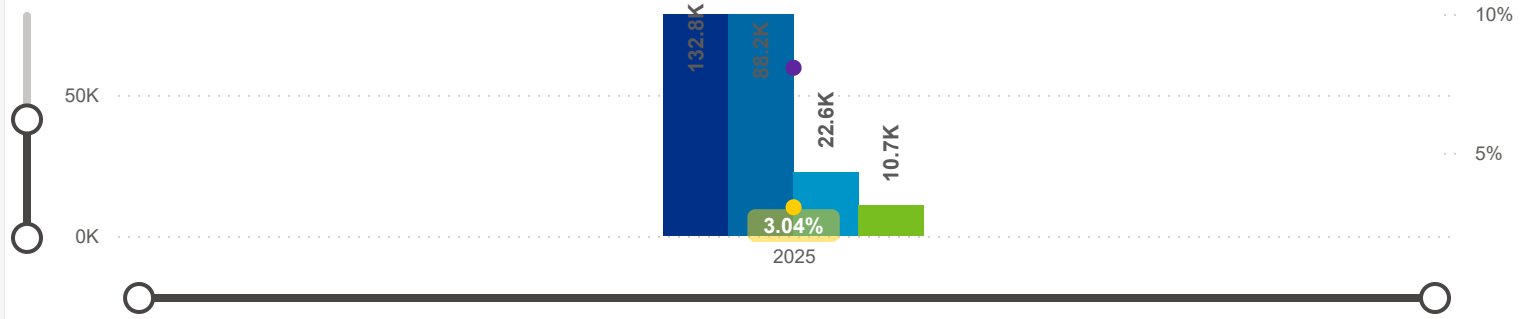
15.00

Avg ECE Duration

5.82

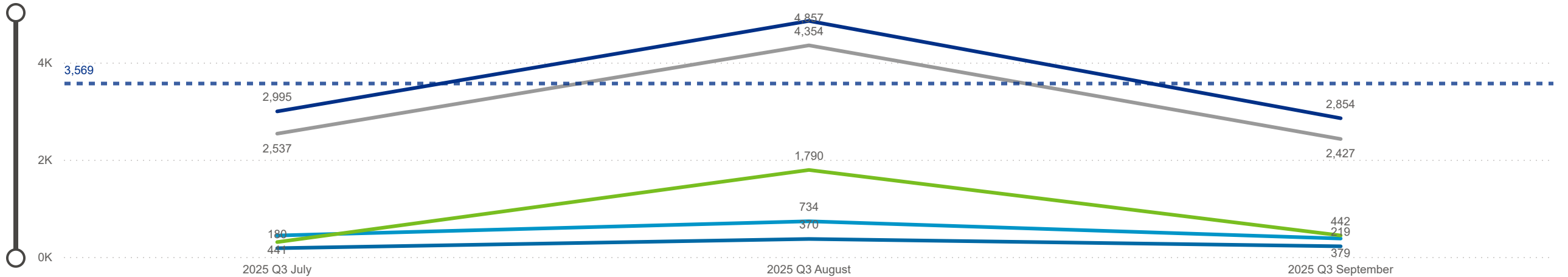
Avg Monthly Churn and Number of Workers

● Adjusted Workers ● Workers ● Turnover ● Churn ● Selected Period Churn % ● Avg Monthly Churn

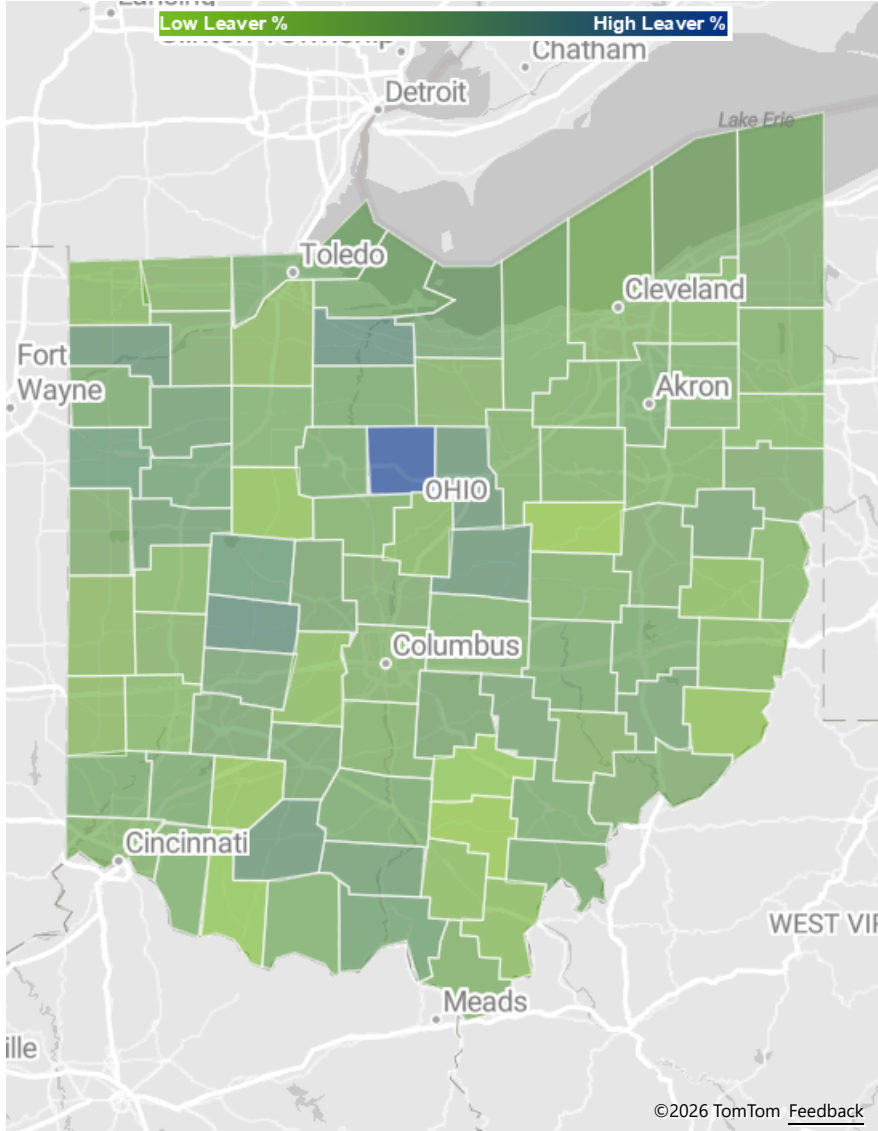


Categorization by Time Series

● Churn ● Internal ● Promotion ● Seasonal ● Transfer

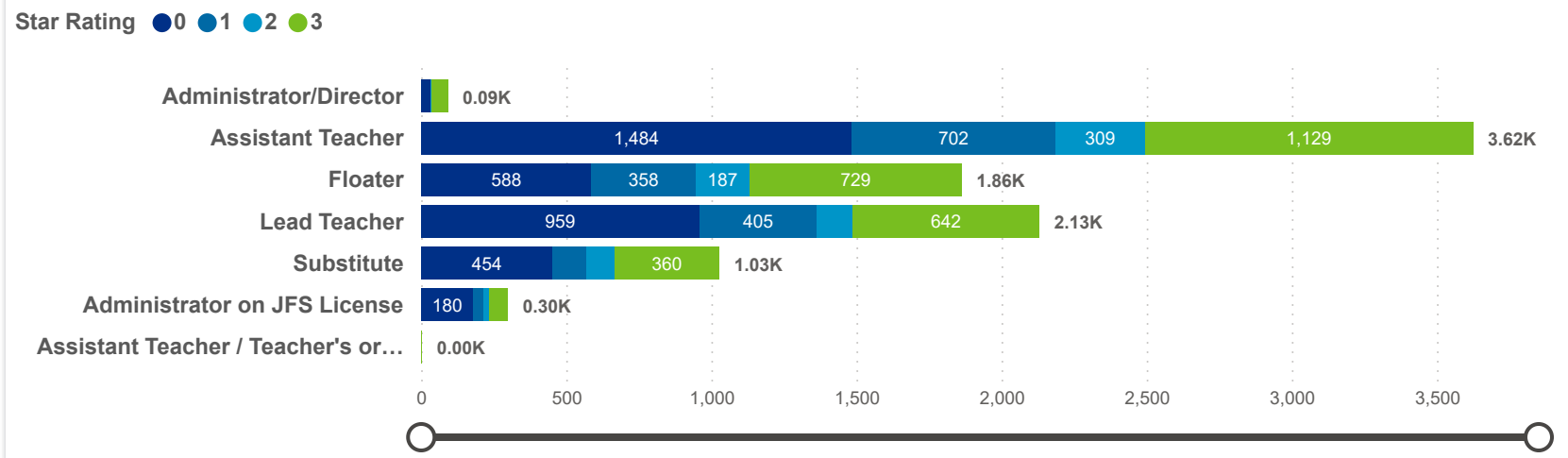


Date: 202507 | Program Type: Multiple select... | Job Title: All | Teacher Age Group: All | Education: All | TEACH Status: All
 202509 | Position Type: All | SUTQ Rating: All | Total Duration: 0.00 | Center Type: All | Publicly Funded: All | POWER Status: All
 SDA>County: All | Beale Code: All | Student Age Group: All | POWER Levels: All



ADJUSTED WORKERS	TOTAL LEAVER	TOTAL STAYER	SELECTED PERIOD CHURN %
132,804	10,614	122,190	7.99%

Leaver by Job Title and Star Rating



County	Adjusted Workers	Workers	Workers %	Total Leaver	Total Stayer	Selected Period Churn %	Stayer %	Avg Monthly Churn	Selected Period Turnover %	Avg Monthly Turnover	Workload Median	Avg Star Rating
Harrison OH	48	42	0.05%	2	46	4.17%	95.83%	1.49%	12.50%	4.48%	6.86	2.62
Carroll OH	78	71	0.08%	8	70	10.26%	89.74%	3.85%	15.38%	5.77%	6.57	2.58
Fayette OH	263	182	0.21%	26	237	9.89%	90.11%	3.91%	20.15%	7.97%	3.00	2.56
Monroe OH	142	83	0.09%	5	137	3.52%	96.48%	1.20%	6.34%	2.15%	2.00	2.56
Highland OH	363	237	0.27%	47	316	12.95%	87.05%	4.70%	19.83%	7.19%	3.20	2.44
Columbiana OH	965	528	0.60%	83	882	8.60%	91.40%	3.37%	18.86%	7.38%	3.50	2.22
Hardin OH	231	157	0.18%	7	224	3.03%	96.97%	1.13%	6.49%	2.42%	5.71	2.16
Ashtabula OH	890	571	0.65%	74	816	8.31%	91.69%	3.25%	17.87%	6.81%	5.09	2.16
Knox OH	533	365	0.41%	73	460	13.70%	86.30%	5.88%	24.77%	10.48%	3.00	2.15
Richland OH	1,193	787	0.89%	154	1,039	12.91%	87.09%	5.18%	23.64%	9.30%	5.91	2.14
Total	132,804	88,185	100.00%	10,614	122,190	7.99%	92.01%	3.04%	16.99%	6.40%	5.19	1.42



Date:	202507	Program Type:	Multiple select... ▾	Job Title:	All ▾	Teacher Age Group:	All ▾	Education:	All ▾	TEACH Status:	All ▾
	202509	Position Type:	All ▾					Credential:	All ▾	TEACH Models:	All ▾
SDA>County:	All ▾	SUTQ Rating:	All ▾	Total Duration:	0.00	Center Type:	All ▾	Publicly Funded:	All ▾	POWER Status:	All ▾
					100.00	Beale Code:	All ▾	Student Age Group:	All ▾	POWER Levels:	All ▾

NUMBER OF WORKERS		AVG ECE DURATION (In Years)		HOURLY WAGE BANDS (USD)	
TOTAL LEAVER	TOTAL STAYER	LEAVER	STAYER	LEAVER (Hourly Wage MED)	STAYER (Hourly Wage MED)
10,614	122,190				



Date: Program Type:
 Job Title: Teacher Age Group: Education: TEACH Status:

Date: Position Type:
 SUTQ Rating: Total Duration: Center Type: Publicly Funded: POWER Status:

SDA>County: Beale Code: Student Age Group: POWER Levels:

NUMBER OF WORKERS

AVG ECE DURATION (In Years)

HOURLY WAGE BANDS (USD)

LEAVER

STAYER

7.99%

92.01%

LEAVER

STAYER

4.09

5.90

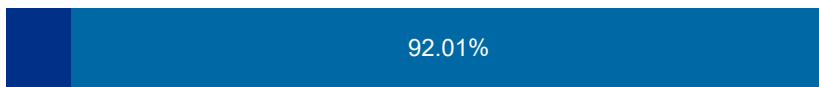
LEAVER (Hourly Wage MED)

STAYER (Hourly Wage MED)

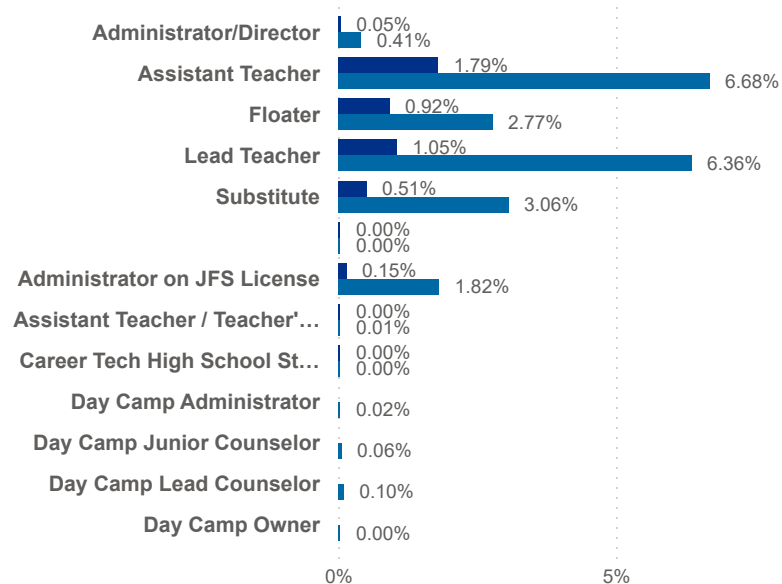
14.05

15.00

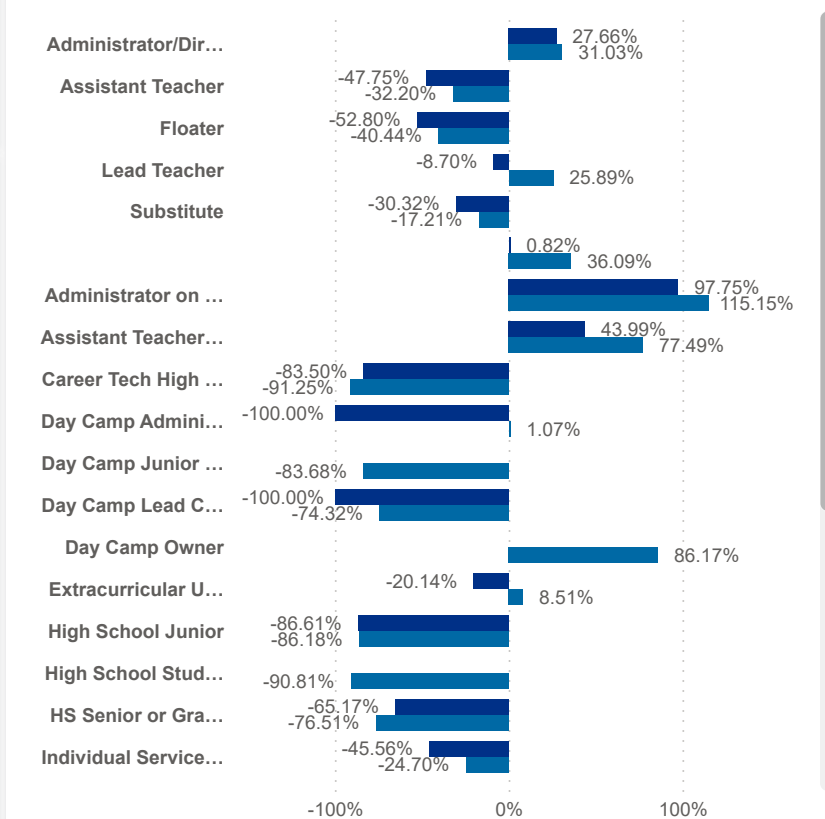
Leaver % Stayer %



Worker Status: Leaver Stayer



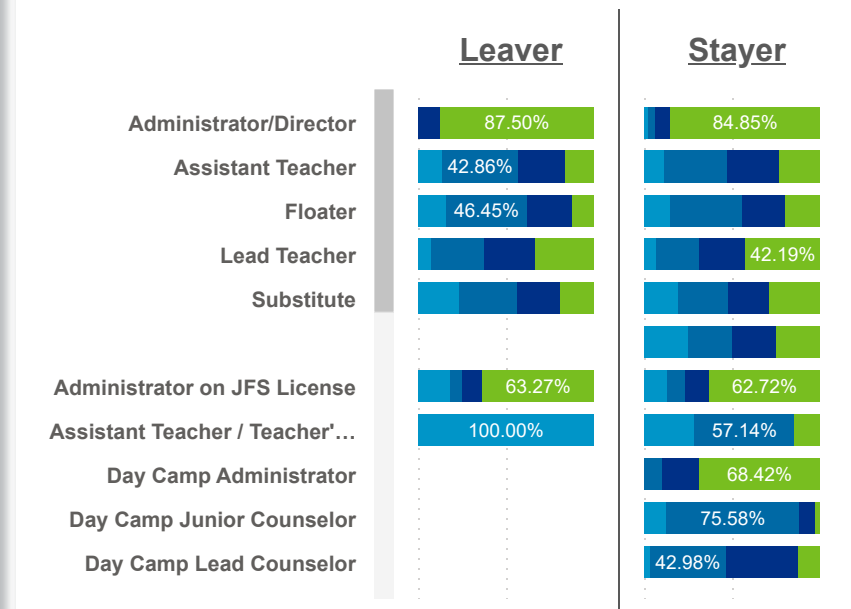
Worker Status: Leaver Stayer



Wage Bands: < 10 10 < .. < 11.6 11.6 < .. < 14 > 14



Wage Bands: < 10 10 < .. < 11.6 11.6 < .. < 14 > 14





Date: Program Type:
 Job Title: Teacher Age Group: Education: TEACH Status:

Date: Position Type:
 SUTQ Rating: Total Duration: Center Type: Publicly Funded: POWER Status:

SDA>County: Beale Code: Student Age Group: POWER Levels:

LEAVER (Avg Career Duration)

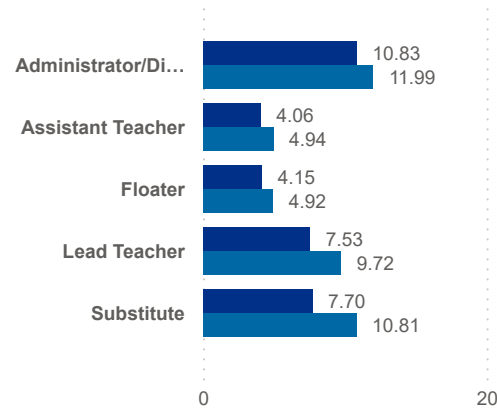
6.44

STAYER (Avg Career Duration)

10.56

Avg Career Duration by Job Title

Worker Status: ● Leaver ● Stayer



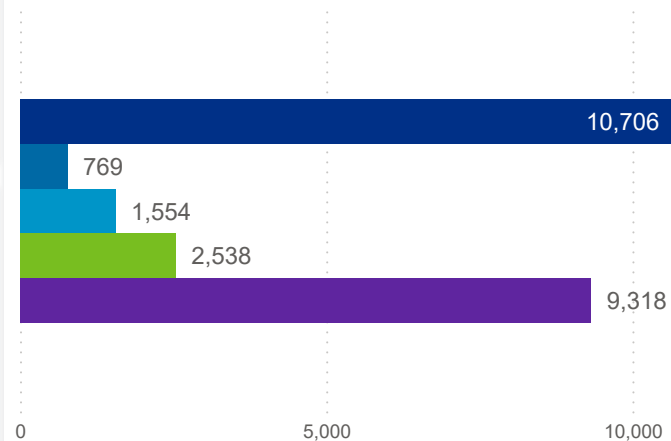
County	Job Title	Longest Serving Profile	\$ / hr	Seniority	Workload	Star Rating (M)
Adams	Administrator/Director	2.30		Early	7.63	
Allen	Administrator/Director	4.00		Early	20.25	
Ashland	Administrator/Director	1.46		Early	12.80	
Ashtabula	Administrator/Director	1.96		Early	8.25	
Athens	Administrator/Director	2.33		Early	3.60	
Auglaize	Administrator/Director	1.31		Early	8.22	
Belmont	Administrator/Director	2.16		Early	3.86	
Brown	Administrator/Director	3.00		Early	4.49	
Butler	Administrator/Director	1.90		Early	5.64	
Carroll	Administrator/Director	2.47		Early	7.43	
Champaign	Administrator/Director	2.23		Early	7.16	

TOTAL STAYER

122,190

Turnover Reasons

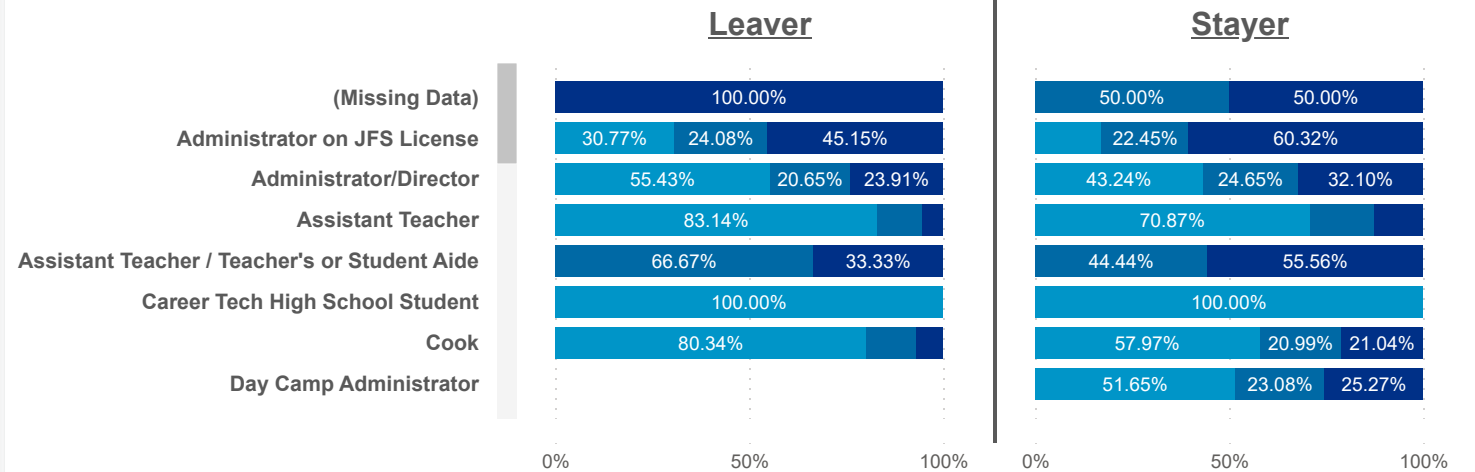
● Churn ● Internal ● Promotion ● Seasonal ● Transfer



STAYER (Promotion)

1,554

Seniority: ● Early ● Mid ● Senior





Date: Program Type:
 Job Title: Teacher Age Group: Education: TEACH Status:

Date: Position Type:
 SUTQ Rating: Total Duration: Center Type: Publicly Funded: POWER Status:

SDA>County: Beale Code: Student Age Group: POWER Levels:

LEAVER (Avg Career Duration)

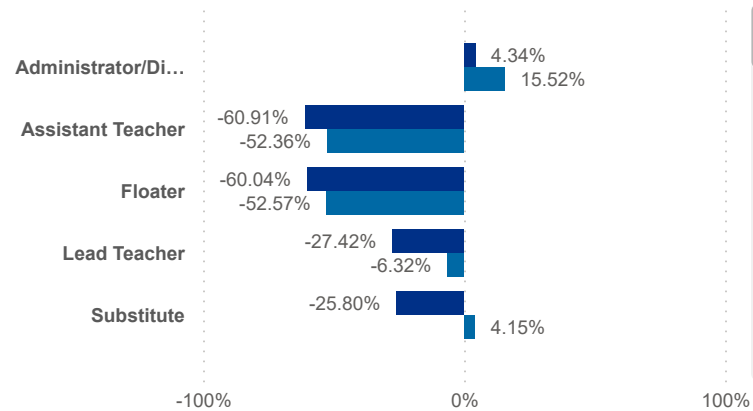
6.44

STAYER (Avg Career Duration)

10.56

Avg Career Duration by Job Title vs Mean

Worker Status: ● Leaver ● Stayer



County	Job Title	Longest Serving Profile	\$ / hr	Seniority	Workload	Star Rating (mean)
Mahoning	Assistant Teacher	0.00	11.45	Early	5.33	0.0
Summit	Assistant Teacher	0.00	14.70	Early	5.60	3.0
Delaware	Assistant Teacher	0.00	17.25	Early	2.66	0.0
Lawrence	Assistant Teacher	0.00	12.12	Mid	5.02	0.0
Ross	Assistant Teacher	0.00	13.50	Mid	5.11	3.0
Columbiana	Floater	0.00	13.00	Early	7.10	3.0
Fairfield	Floater	0.00	14.22	Early	3.77	3.0
Fayette	Floater	0.00	40.00	Early	1.21	3.0
Seneca	Lead Teacher	0.00	14.50	Early	7.86	3.0
Delaware	Lead Teacher	0.00	23.50	Early	25.63	0.0
Richland	Lead Teacher	0.00	11.50	Mid	6.47	1.0

TOTAL STAYER

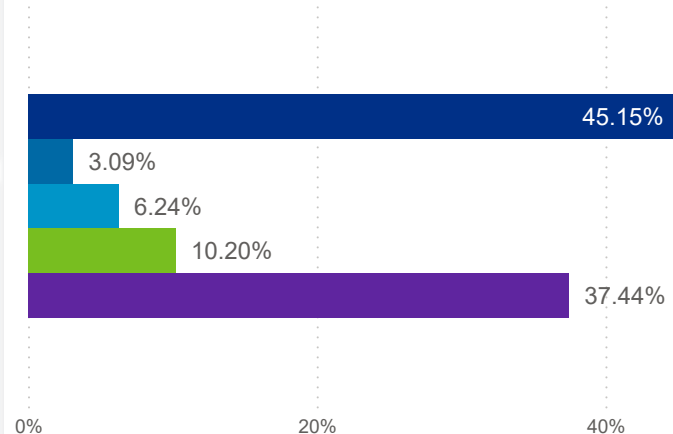
122,190

STAYER (Promotion)

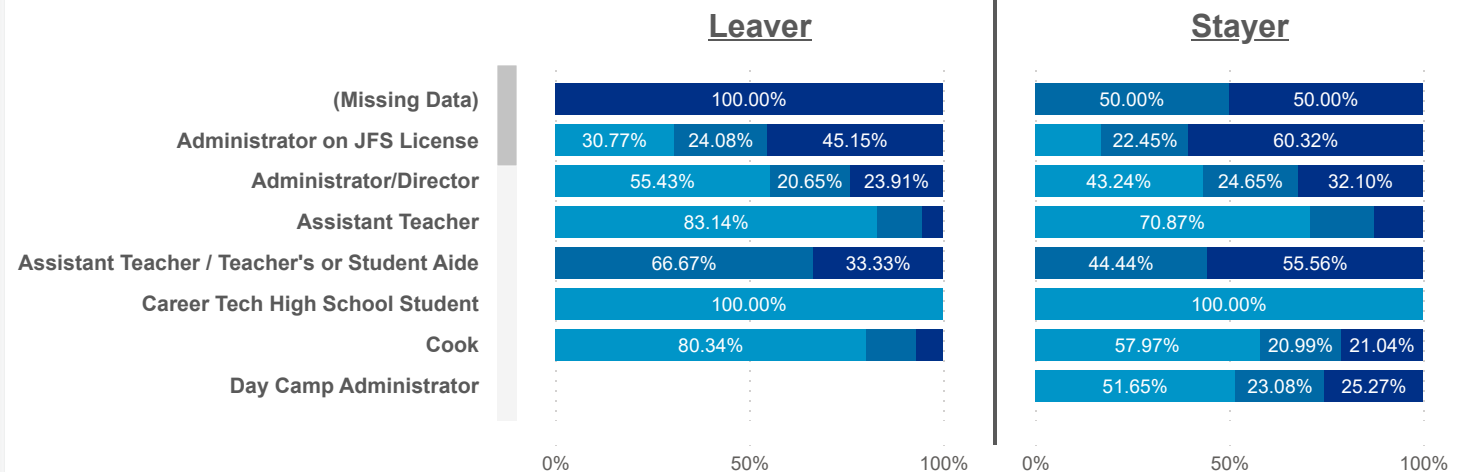
1,554

Turnover Reasons

● Churn ● Internal ● Promotion ● Seasonal ● Transfer



Seniority: ● Early ● Mid ● Senior





Date: Program Type:
 Job Title: Teacher Age Group: Education: TEACH Status:

Date: Position Type:
 SUTQ Rating: Total Duration: Center Type: Publicly Funded: POWER Status:

SDA>County: Total Duration: Beale Code: Student Age Group: POWER Levels:

PAY MEDIAN (USD)

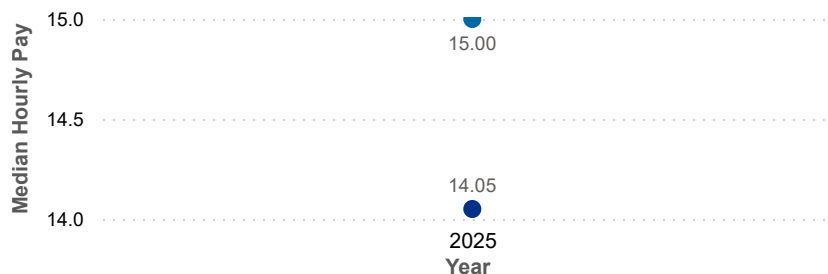
LEAVER

14.05

STAYER

15.00

Worker Status: ● Leaver ● Stayer



PAY PROGRESSION (USD)


LEAVER

0.50

STAYER

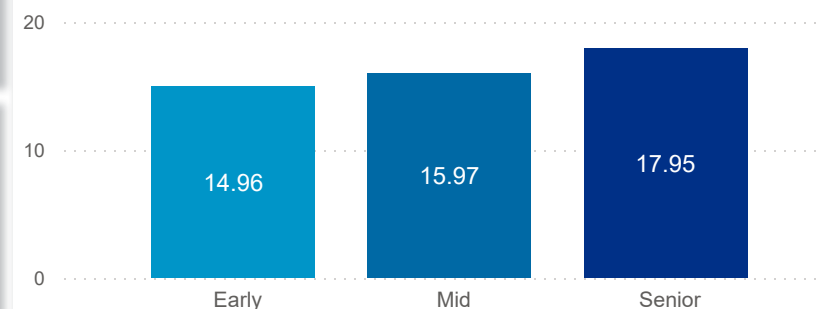
0.73

Worker Status: ● Leaver ● Stayer



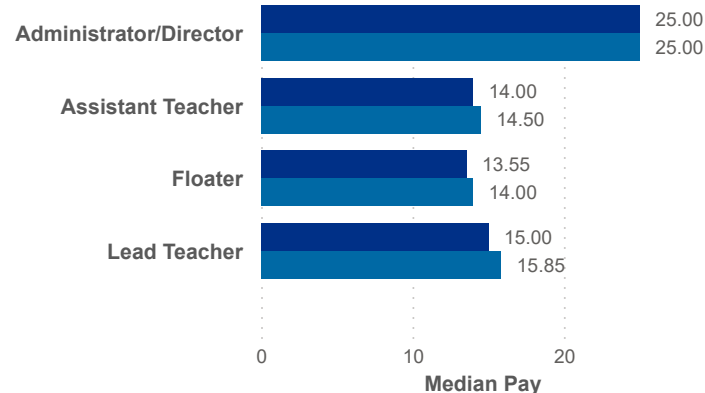
PAY & CAREER SENIORITY (USD)

Seniority: ● Early ● Mid ● Senior




Seniority: ● Early ● Mid ● Senior

Worker Status: ● Leaver ● Stayer

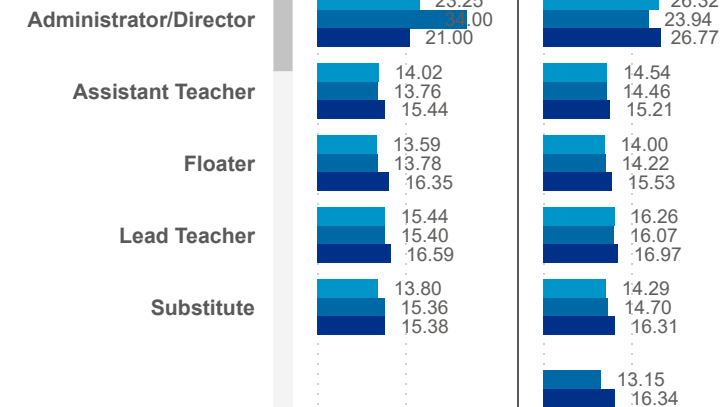


Worker Status: ● Leaver ● Stayer



Leaver

Stayer





Date: Program Type:
 Job Title: Teacher Age Group: Education: TEACH Status:

Date: Position Type:
 SUTQ Rating: Total Duration: Center Type: Publicly Funded: POWER Status:

SDA>County: Total Duration: Beale Code: Student Age Group: POWER Levels:

PAY MEDIAN (USD)

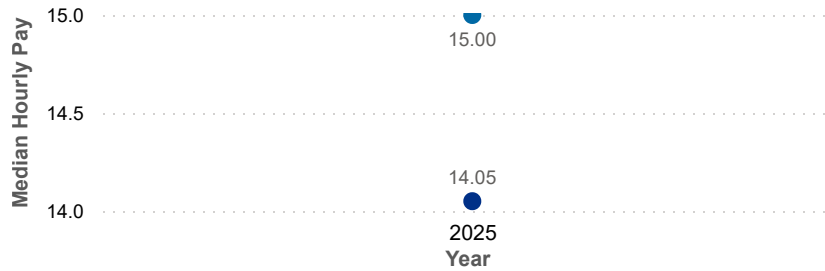
LEAVER

14.05

STAYER

15.00

Worker Status: ● Leaver ● Stayer



PAY PROGRESSION (USD)

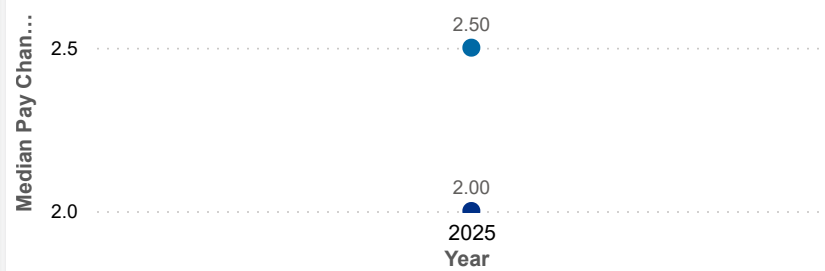
LEAVER

0.50

STAYER

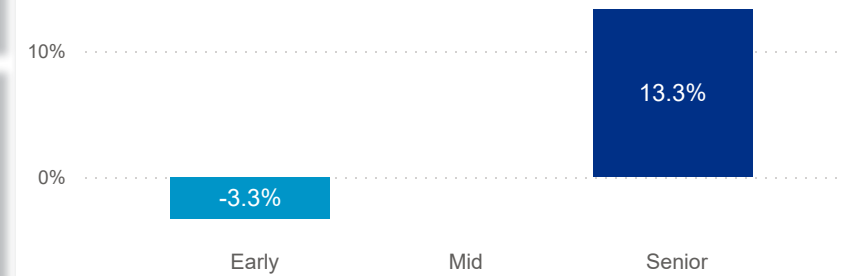
0.73

Worker Status: ● Leaver ● Stayer



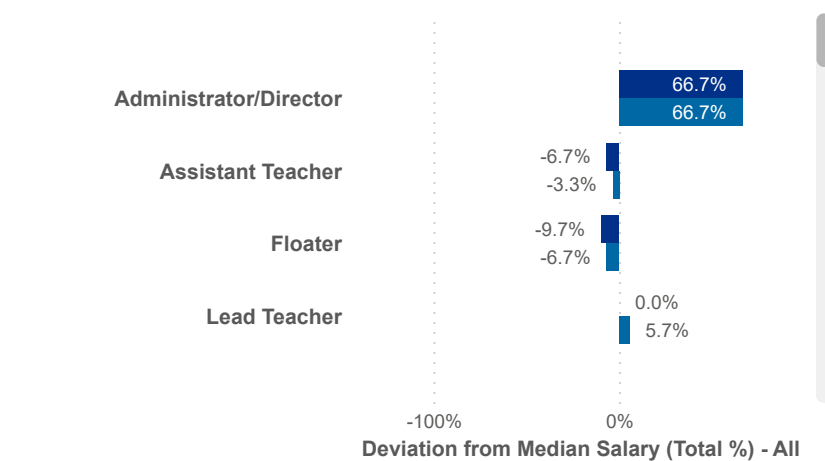
PAY & CAREER SENIORITY (USD)

Seniority: ● Early ● Mid ● Senior

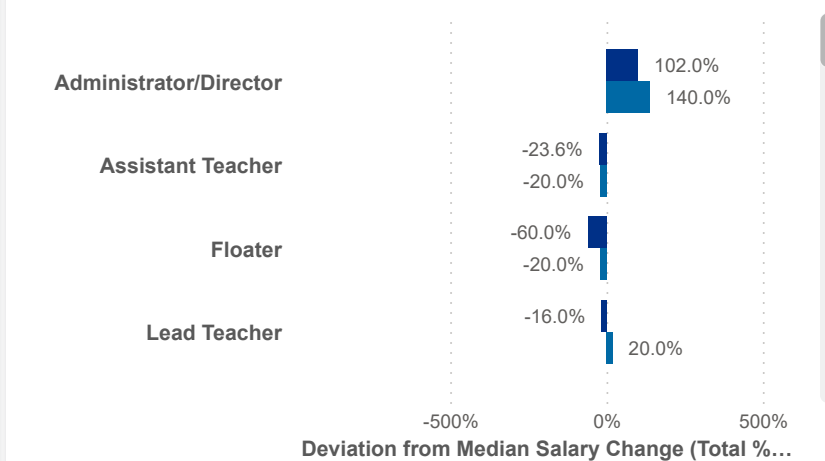


Seniority: ● Early ● Mid ● Senior

Worker Status: ● Leaver ● Stayer

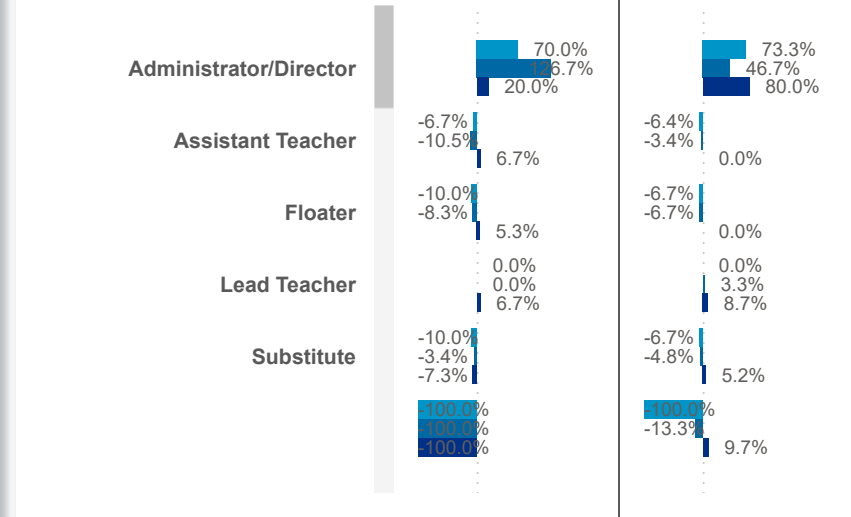


Worker Status: ● Leaver ● Stayer



Leaver

Stayer





Date: Program Type:
 Job Title: Teacher Age Group: Education: TEACH Status:

Date: Position Type:
 SUTQ Rating: Total Duration: Center Type: Publicly Funded: POWER Status:

SDA>County: Total Duration: Beale Code: Student Age Group: POWER Levels:

Workload Median (Total)

5.19

Workload Median (Leaver)

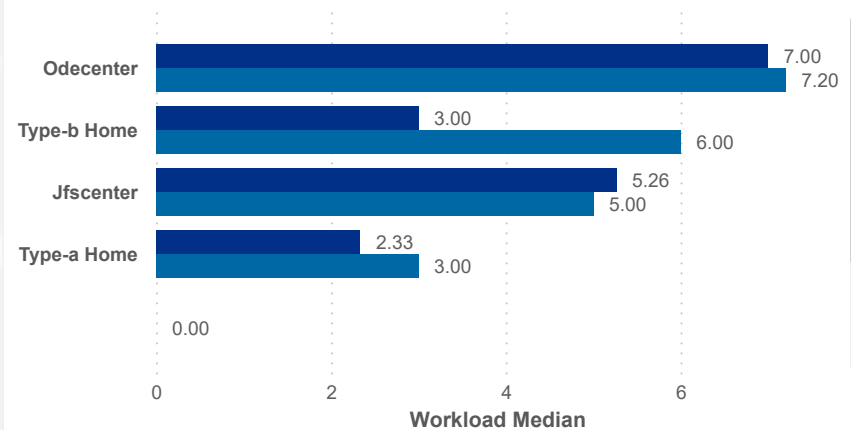
5.37

Workload Median (Stayer)

5.18

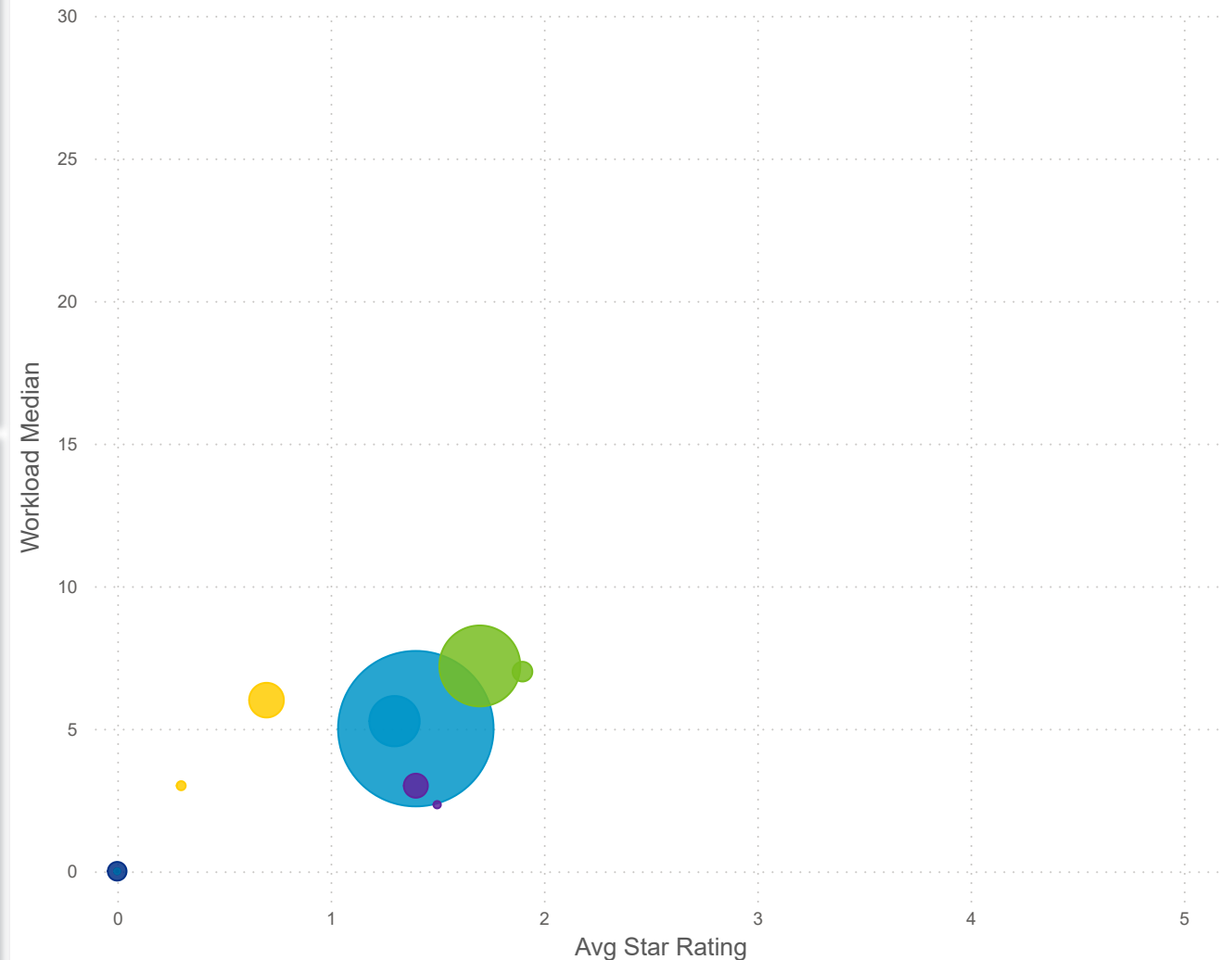
Workload Median

Worker status ● Leaver ● Stayer



Star Rating Mean, Workload Median, and Number of Users by Worker Status and Center Type

Center Type: ● Day Camp ● Inhome Aide ● Jfscenter ● Odecenter ● Type-a Home ● Type-b Home

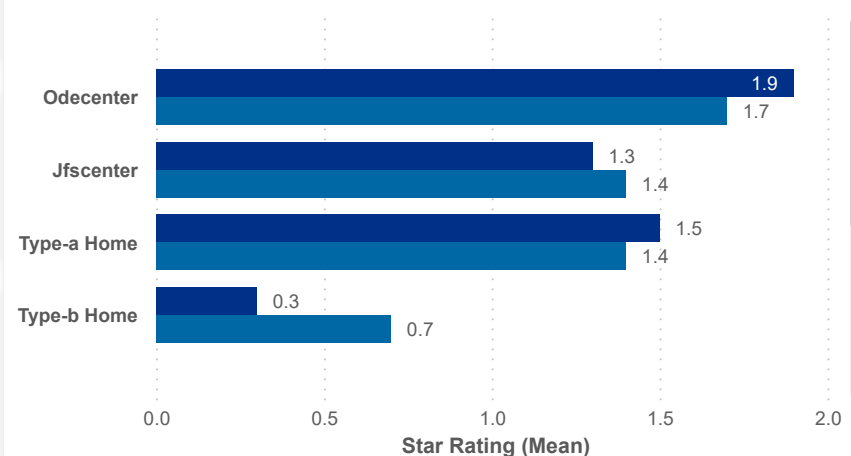


Star Rating Mean (Total)

1.4

Star Rating Mean

Worker status ● Leaver ● Stayer



Star Rating Mean (Leaver)

1.4

Star Rating Mean (Stayer)

1.4



Date: Program Type:
 Job Title: Teacher Age Group: Education: TEACH Status:

Date: Position Type:
 Beale Code: Publicly Funded: Credential: TEACH Models:

SDA>County: SUTQ Rating: Total Duration:
 Center Type: Publicly Funded: POWER Status:

Total Duration: Beale Code: Student Age Group: POWER Levels:

Workload Median (Total)

5.19

Workload Median (Leaver)

5.37

Workload Median (Stayer)

5.18

Star Rating Mean (Total)

1.4

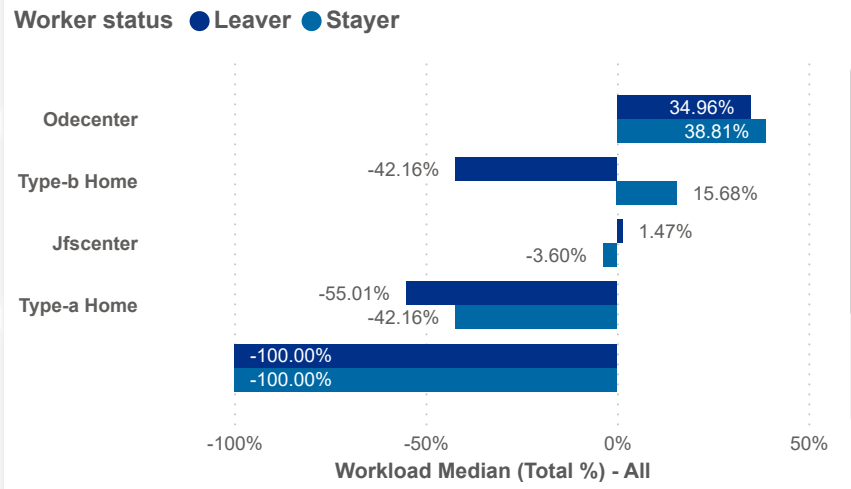
Star Rating Mean (Leaver)

1.4

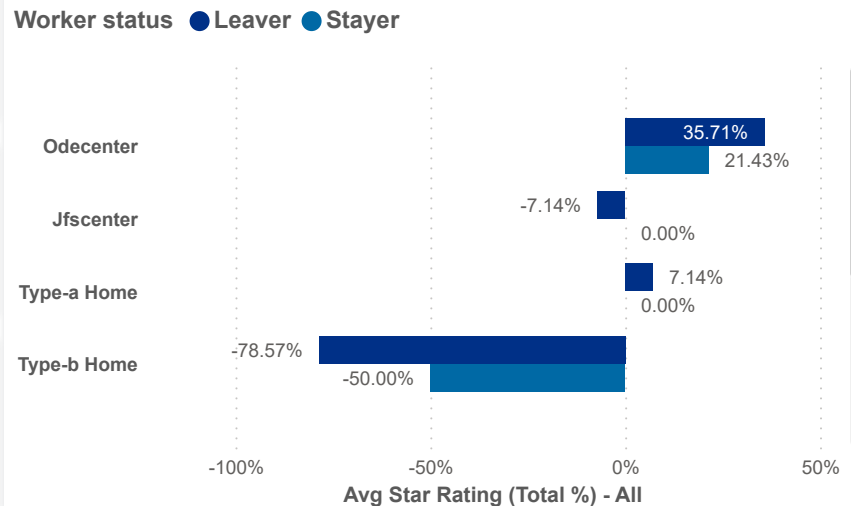
Star Rating Mean (Stayer)

1.4

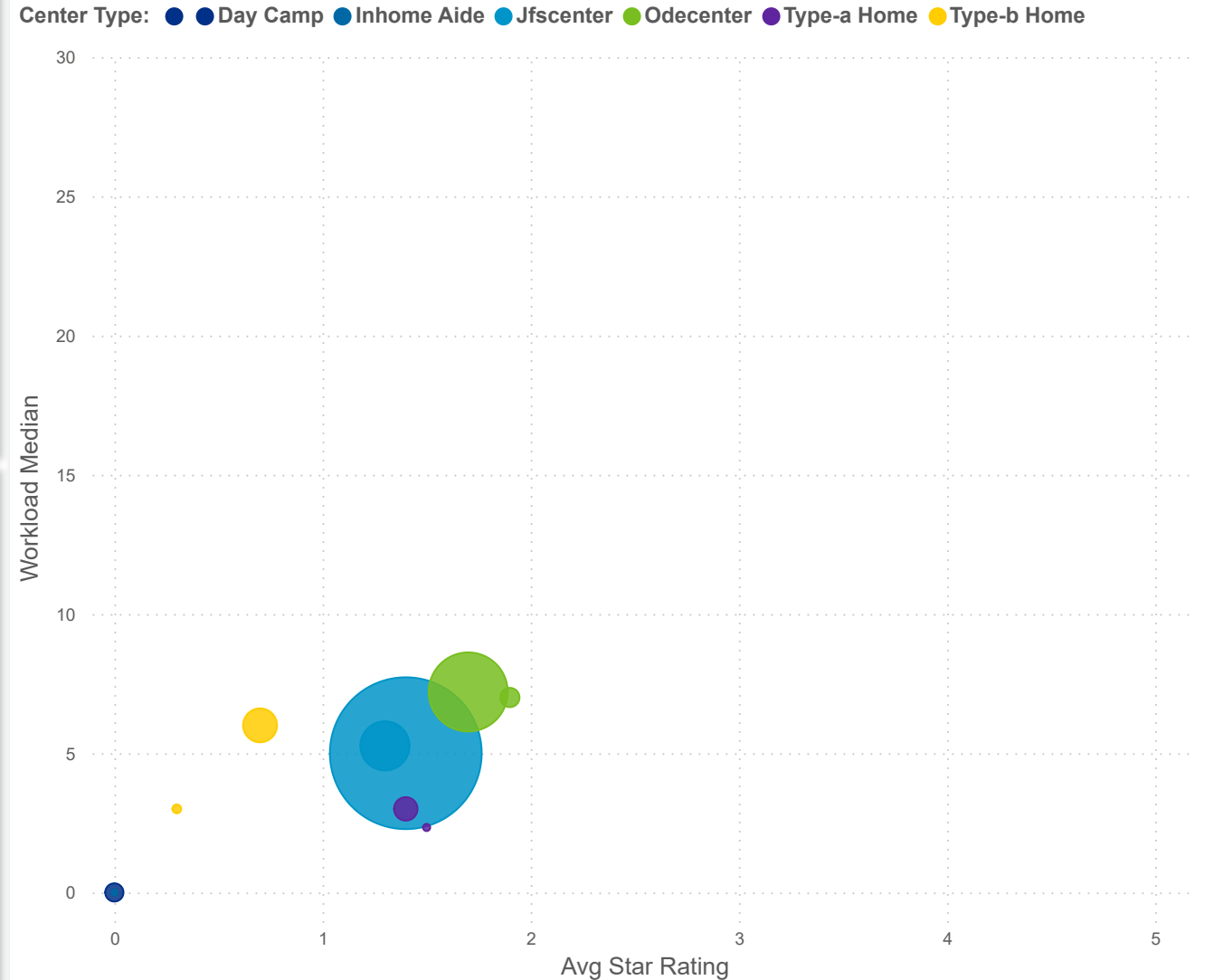
Workload Median (Total %)



Star Rating Mean (Total %)



Star Rating Mean, Workload Median, and Number of Users by Worker Status and Center Type





Date: Program Type: Job Title: Teacher Age Group: Education: TEACH Status:

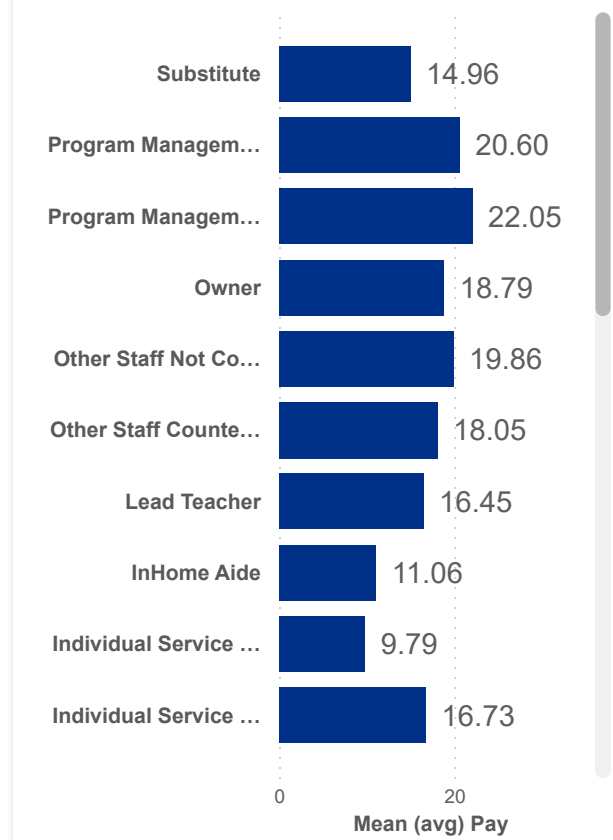
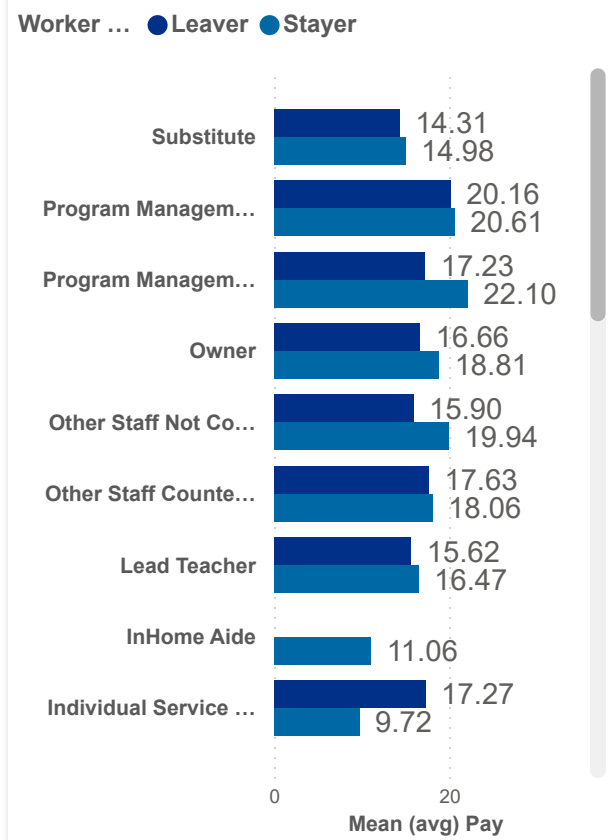
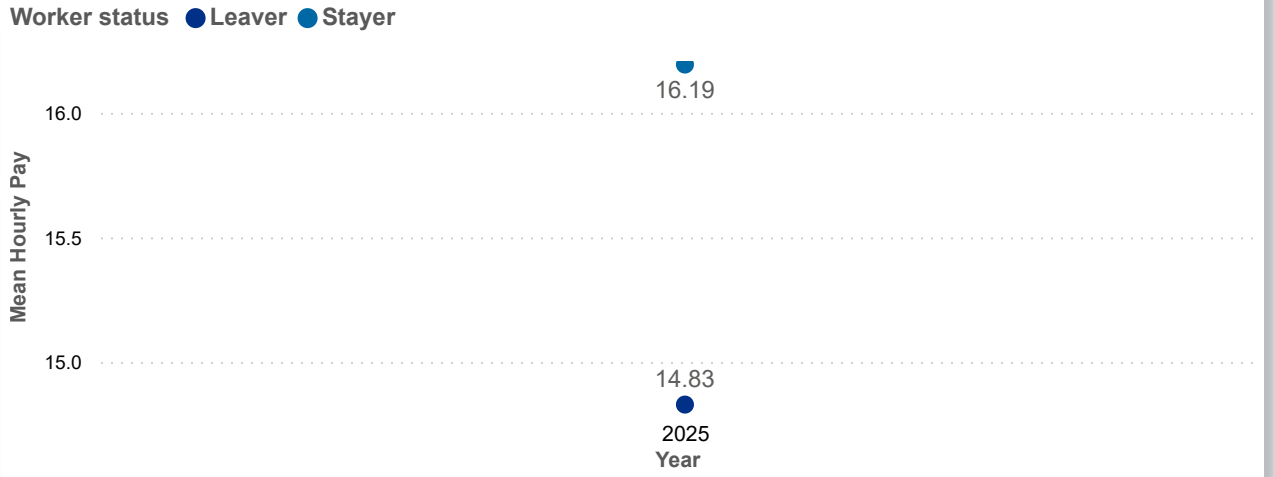
Position Type: SUTQ Rating: Total Duration: Center Type: Publicly Funded: POWER Status:

SDA>County: Beale Code: Student Age Group: POWER Levels:

PAY MEAN (USD)

LEAVER	STAYER	COMBINED
14.83	16.19	16.16

Salary Mean by Year and Worker Status



Combined Salary Mean by Year and Worker Status

