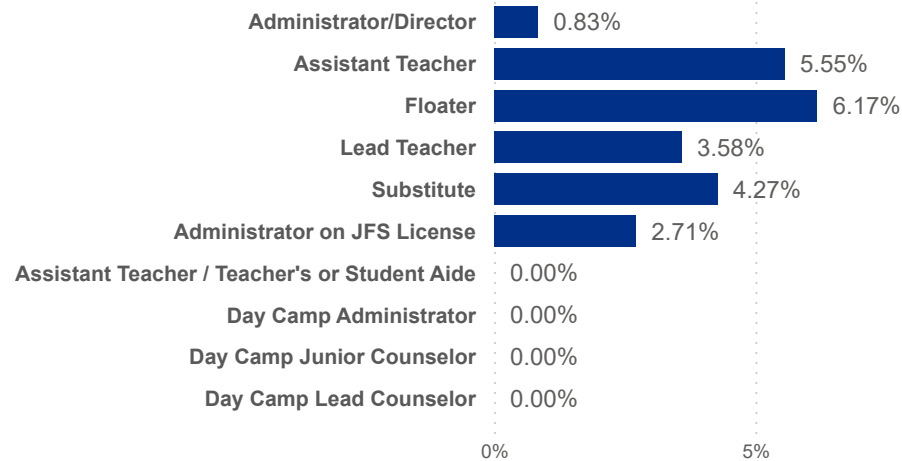




Date: 202510 | Program Type: Multiple select... | Job Title: All | Teacher Age Group: All | Education: All | TEACH Status: All  
 202512 | Position Type: All | SUTQ Rating: All | Total Duration: 0.00 | Center Type: All | Publicly Funded: All | POWER Status: All  
 SDA>County: SDA 9 | Beale Code: All | Student Age Group: All | POWER Levels: All

## Avg Monthly Turnover Rates by Job Title



### Avg Monthly Turnover

4.37%

### Adjusted Workers

29,835

### Total Leaver

1,701

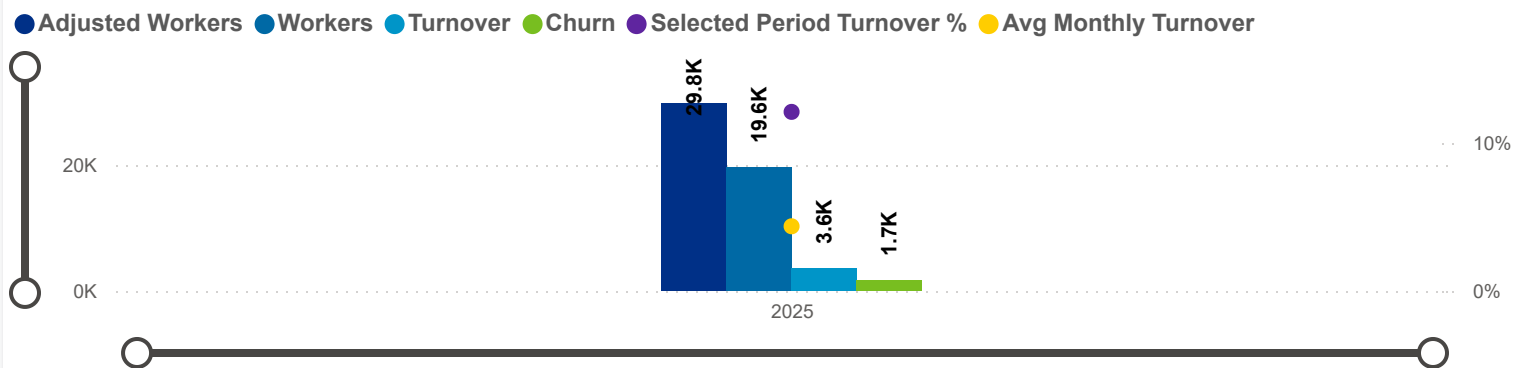
### Total Stayer

28,134

### Sel Period Turnover

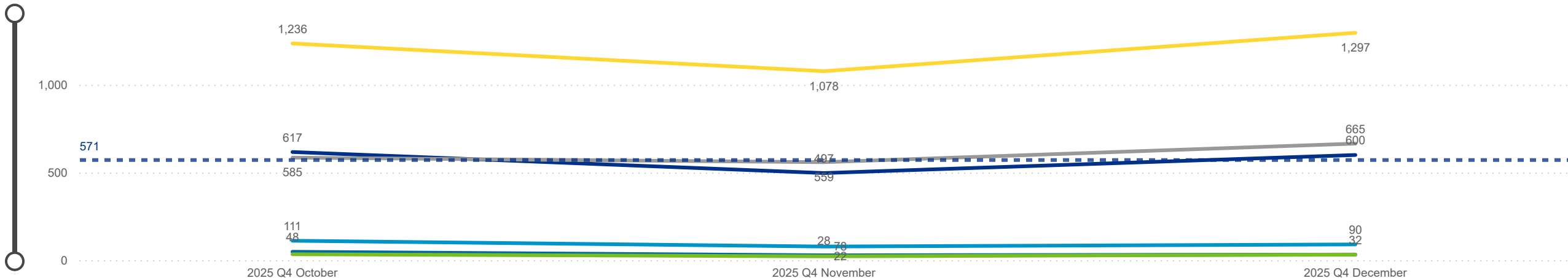
12.10%

## Avg Monthly Turnover and Number of Workers



## Categorization by Time Series

Churn (dark blue), Internal (medium blue), Promotion (light blue), Seasonal (green), Transfer (grey), Turnover (yellow)

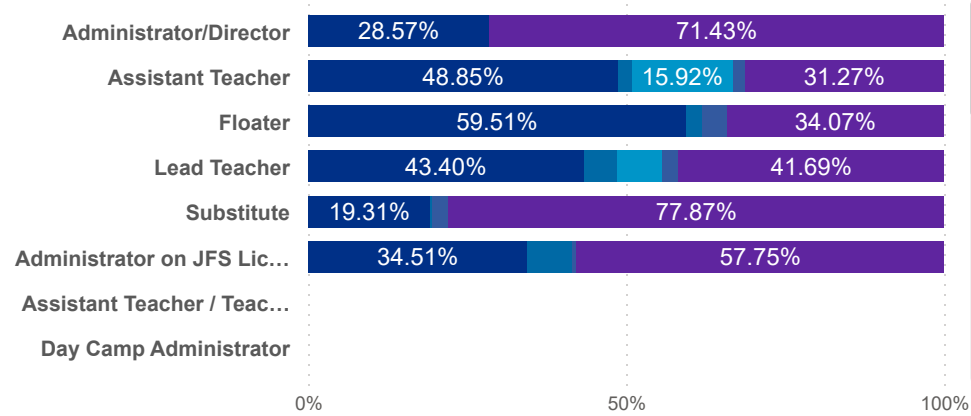




Date: 202510 | Program Type: Multiple select... | Job Title: All | Teacher Age Group: All | Education: All | TEACH Status: All  
 202512 | Position Type: All | SUTQ Rating: All | Total Duration: 0.00 | Center Type: All | Publicly Funded: All | POWER Status: All  
 SDA>County: SDA 9 | Beale Code: All | Student Age Group: All | POWER Levels: All

## Job Change Reasons by Job Title

● Churn ● Internal ● Promotion ● Seasonal ● Transfer



Avg Monthly Churn

2.08%

Adjusted Workers

29,835

Workload Median

4.65

Pay Median USD / hr

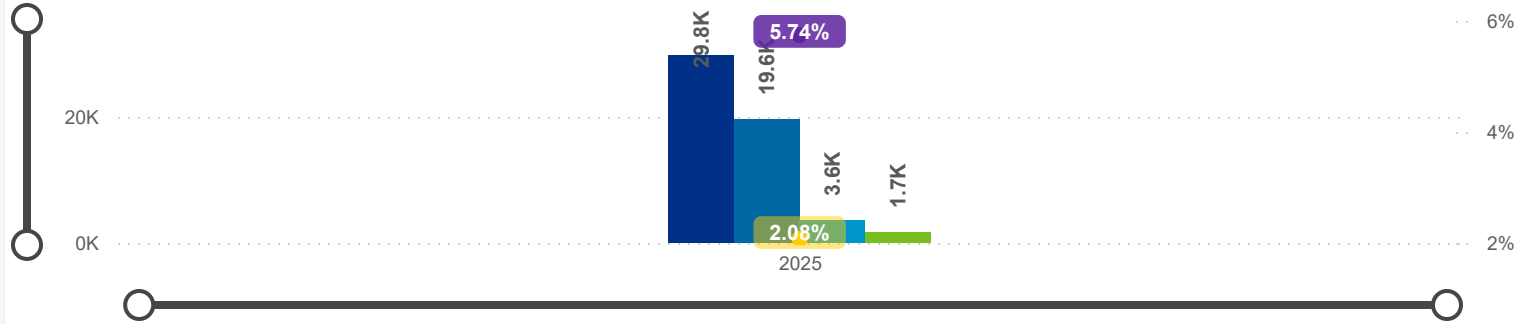
16.00

Avg ECE Duration

5.37

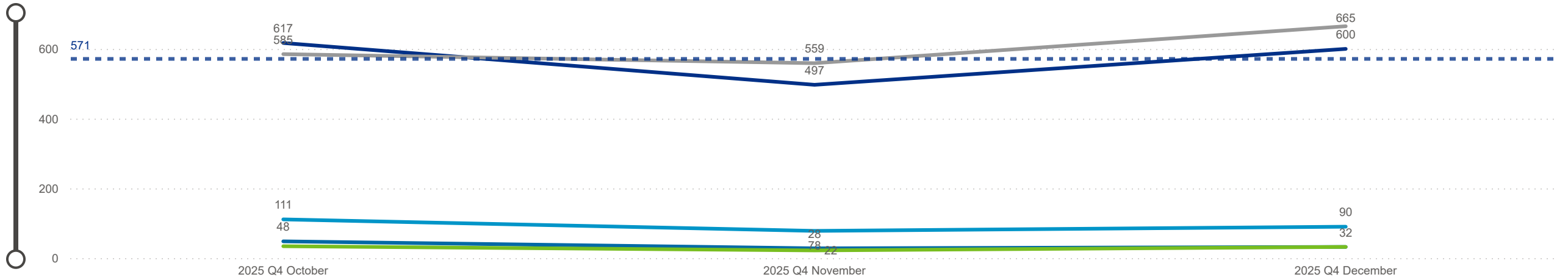
## Avg Monthly Churn and Number of Workers

● Adjusted Workers ● Workers ● Turnover ● Churn ● Selected Period Churn % ● Avg Monthly Churn



## Categorization by Time Series

● Churn ● Internal ● Promotion ● Seasonal ● Transfer



Date: 202510 | Program Type: Multiple select... | Job Title: All | Teacher Age Group: All | Education: All | TEACH Status: All  
 202512 | Position Type: All | SUTQ Rating: All | Total Duration: 0.00 | Center Type: All | Publicly Funded: All | POWER Status: All  
 SDA>County: SDA 9 | Beale Code: All | Student Age Group: All | POWER Levels: All

Low Leaver % | High Leaver %

ADJUSTED WORKERS

29,835

TOTAL LEAVER

1,701

TOTAL STAYER

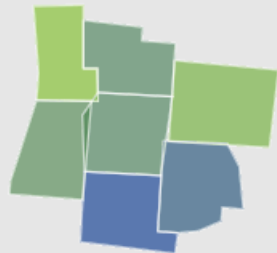
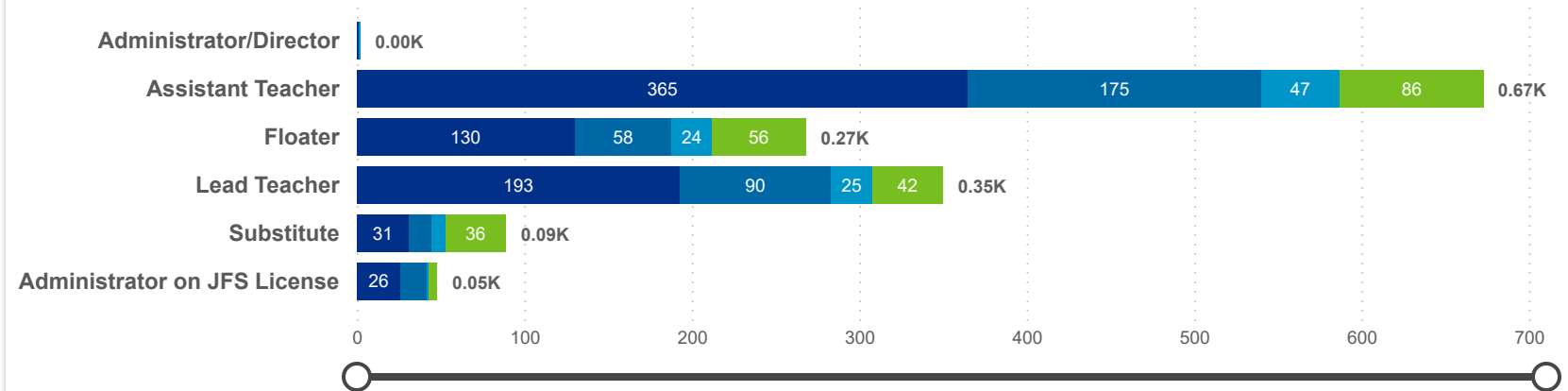
28,134

SELECTED PERIOD CHURN %

5.70%

Leaver by Job Title and Star Rating

Star Rating ● 0 ● 1 ● 2 ● 3



County	Adjusted Workers	Workers	Workers %	Total Leaver	Total Stayer	Selected Period Churn %	Stayer %	Avg Monthly Churn	Selected Period Turnover %	Avg Monthly Turnover	Workload Median	Avg Star Rating
Pickaway OH	303	217	1.11%	21	282	6.93%	93.07%	2.48%	11.55%	4.14%	4.83	1.73
Madison OH	200	158	0.80%	11	189	5.50%	94.50%	1.93%	6.50%	2.28%	6.82	1.58
Franklin OH	22,516	14,720	74.99%	1,290	21,226	5.73%	94.27%	2.09%	12.71%	4.59%	4.41	1.03
Licking OH	1,559	1,134	5.78%	76	1,483	4.87%	95.13%	1.71%	7.76%	2.73%	5.70	0.90
Fairfield OH	1,326	987	5.03%	86	1,240	6.49%	93.51%	2.43%	11.69%	4.28%	6.45	0.86
Union OH	524	434	2.21%	24	500	4.58%	95.42%	1.65%	7.82%	2.82%	6.13	0.57
Delaware OH	3,411	2,603	13.26%	193	3,218	5.66%	94.34%	2.08%	11.29%	4.11%	5.36	0.51
<b>Total</b>	<b>29,835</b>	<b>19,630</b>	<b>100.00%</b>	<b>1,701</b>	<b>28,134</b>	<b>5.70%</b>	<b>94.30%</b>	<b>2.08%</b>	<b>12.10%</b>	<b>4.37%</b>	<b>4.65</b>	<b>0.96</b>



Date:	202510	Program Type:	Multiple select... ▾	Job Title:	All ▾	Teacher Age Group:	All ▾	Education:	All ▾	TEACH Status:	All ▾
	202512	Position Type:	All ▾					Credential:	All ▾	TEACH Models:	All ▾
SDA>County:	SDA 9 ▾	SUTQ Rating:	All ▾	Total Duration:	0.00	Center Type:	All ▾	Publicly Funded:	All ▾	POWER Status:	All ▾
					100.00	Beale Code:	All ▾	Student Age Group:	All ▾	POWER Levels:	All ▾

NUMBER OF WORKERS		AVG ECE DURATION (In Years)		HOURLY WAGE BANDS (USD)	
TOTAL LEAVER	TOTAL STAYER	LEAVER	STAYER	LEAVER (Hourly Wage MED)	STAYER (Hourly Wage MED)
<b>1,701</b>	<b>28,134</b>				
.		.		.	
.		.		.	



Date: 202510 Program Type: Multiple select... Job Title: All Teacher Age Group: All Education: All TEACH Status: All  
 202512 Position Type: All Credential: All TEACH Models: All  
 SDA>County: SDA 9 SUTQ Rating: All Total Duration: 0.00 Center Type: All Publicly Funded: All POWER Status: All  
 100.00 Beale Code: All Student Age Group: All POWER Levels: All

### NUMBER OF WORKERS

### AVG ECE DURATION (In Years)

### HOURLY WAGE BANDS (USD)

LEAVER

STAYER

# 5.70%

# 94.30%

LEAVER

STAYER

# 3.69

# 5.43

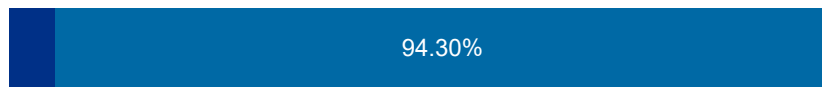
LEAVER (Hourly Wage MED)

STAYER (Hourly Wage MED)

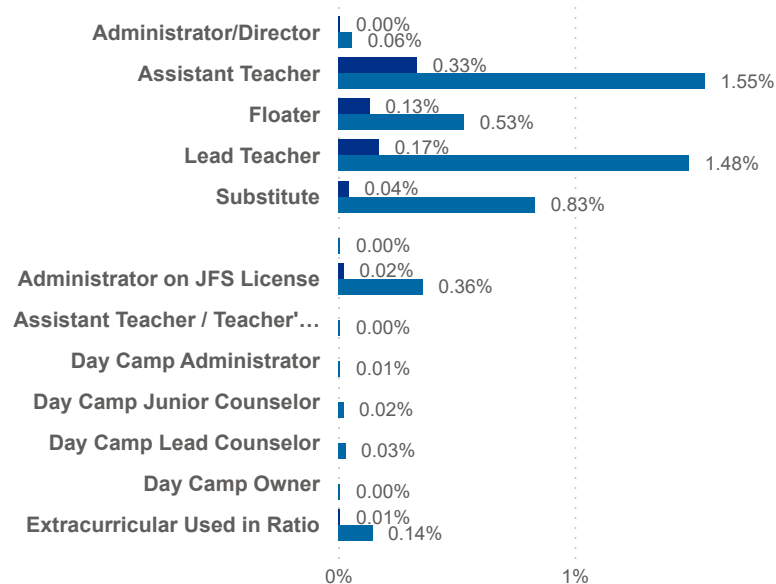
# 15.00

# 16.00

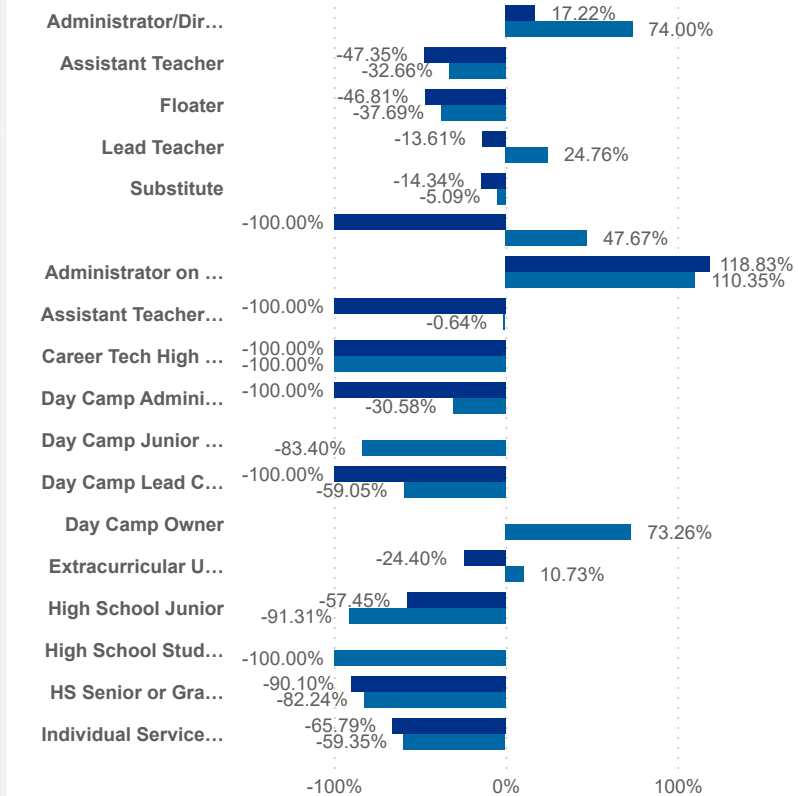
Leaver % Stayer %



Worker Status: Leaver Stayer



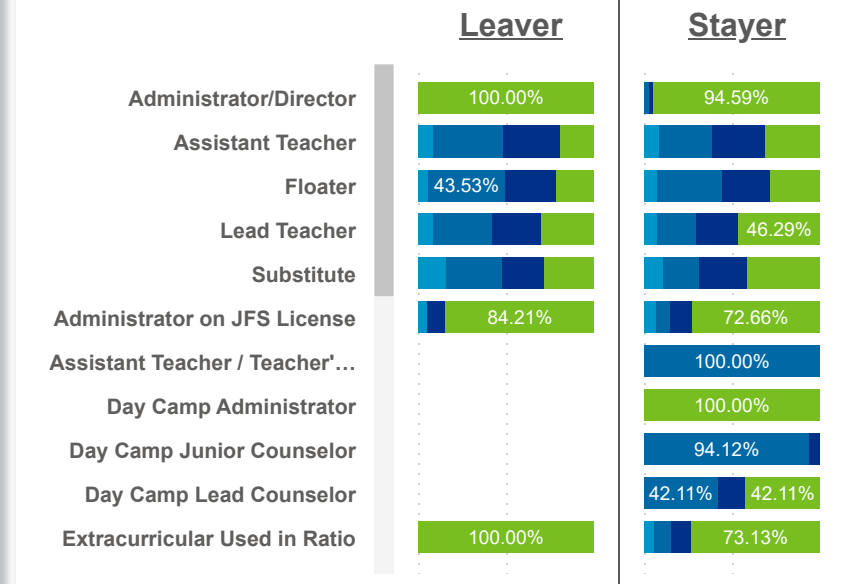
Worker Status: Leaver Stayer



Wage Bands: < 10 10 < .. < 11.6 11.6 < .. < 14 > 14



Wage Bands: < 10 10 < .. < 11.6 11.6 < .. < 14 > 14





Date:  Program Type: 
 Job Title:  Teacher Age Group:  Education:  TEACH Status:

Date:  Position Type: 
 SUTQ Rating:  Total Duration:  Center Type:  Publicly Funded:  POWER Status:

SDA>County:  Beale Code:  Student Age Group:  POWER Levels:

### LEAVER (Avg Career Duration)

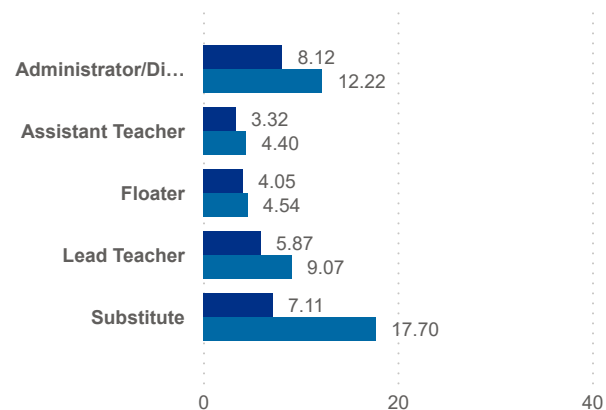
# 5.28

### STAYER (Avg Career Duration)

# 11.50

## Avg Career Duration by Job Title

Worker Status: ● Leaver ● Stayer



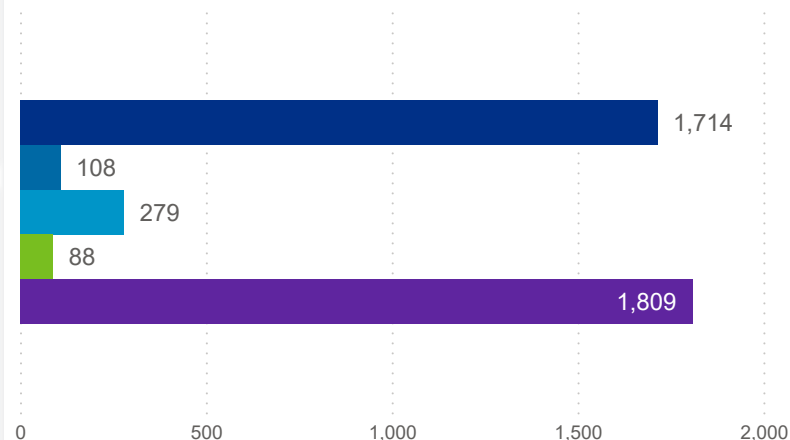
County	Job Title	Longest Serving Profile	\$ / hr	Seniority	Workload	Star Rating (Mea
Delaware	Administrator/Director	2.62		Early	4.40	
Fairfield	Administrator/Director	2.08		Early	6.57	
Franklin	Administrator/Director	1.45		Early	10.80	
Licking	Administrator/Director	2.03		Early	7.00	
Madison	Administrator/Director	2.07		Early	8.00	
Pickaway	Administrator/Director	1.01		Early	5.46	
Union	Administrator/Director	1.59		Early	8.00	
Franklin	Administrator/Director	0.30	20.00	Early	32.83	
Franklin	Administrator/Director	3.23	22.00	Early	17.67	
Franklin	Administrator/Director	4.21	24.02	Early	12.30	
Franklin	Administrator/Director	4.93	30.00	Early	2.29	

### TOTAL STAYER

# 28,134

## Turnover Reasons

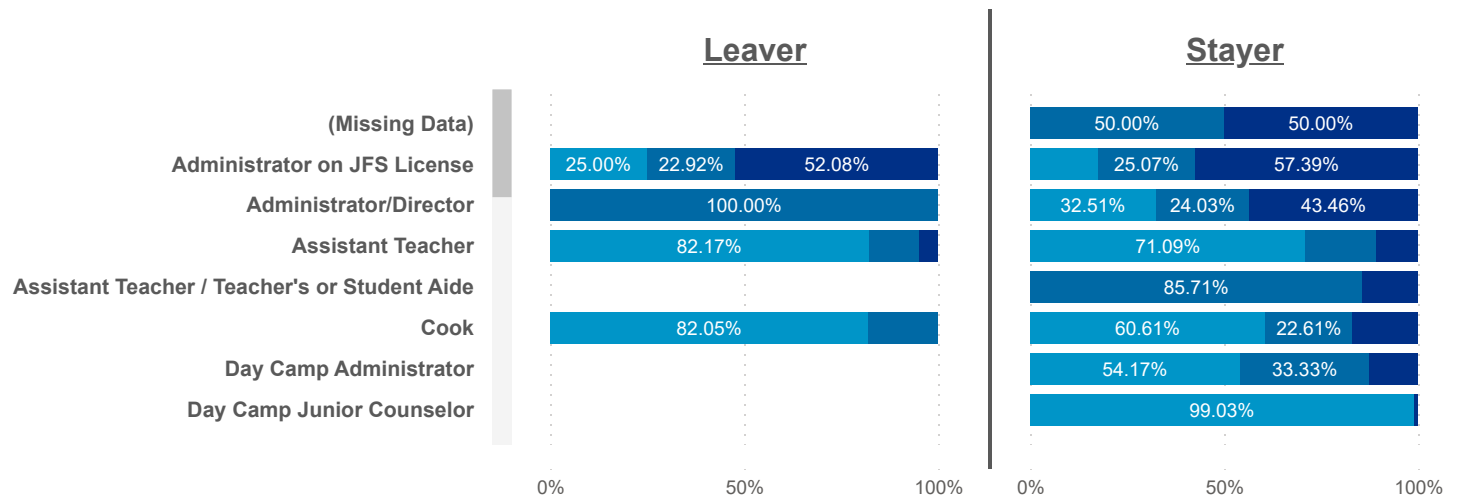
● Churn ● Internal ● Promotion ● Seasonal ● Transfer



### STAYER (Promotion)

# 279

Seniority: ● Early ● Mid ● Senior





Date: 202510 | Program Type: Multiple select... | Job Title: All | Teacher Age Group: All | Education: All | TEACH Status: All  
 202512 | Position Type: All | SUTQ Rating: All | Total Duration: 0.00 | Center Type: All | Publicly Funded: All | POWER Status: All  
 SDA>County: SDA 9 | Beale Code: All | Student Age Group: All | POWER Levels: All

### LEAVER (Avg Career Duration)

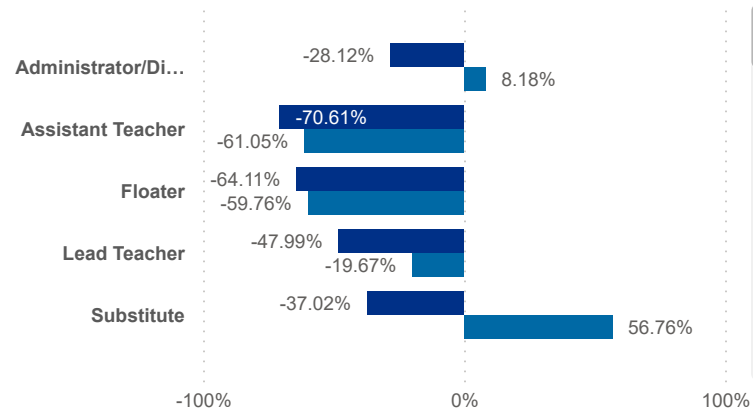
# 5.28

### STAYER (Avg Career Duration)

# 11.50

## Avg Career Duration by Job Title vs Mean

Worker Status: ● Leaver ● Stayer



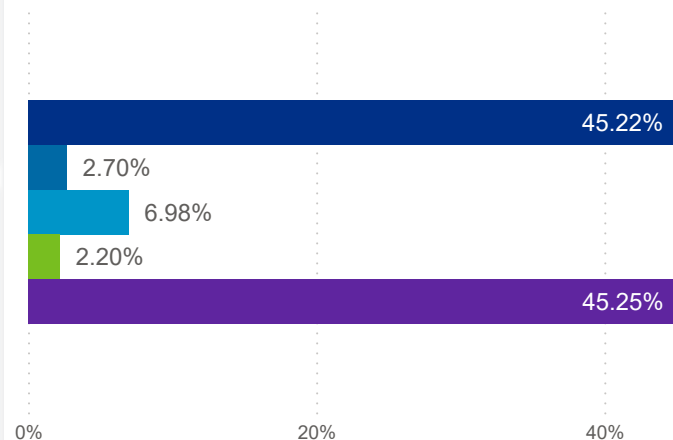
County	Job Title	Longest Serving Profile	\$ / hr	Seniority	Workload	Star Rating (mean)
Union	Floater	0.00	19.00	Mid	9.70	0.0
Franklin	Individual Service Provider Not Used in Ratio	0.00	20.00	Mid	11.88	0.0
Franklin	Floater	0.01	18.98	Mid	5.47	3.0
Franklin	HS Senior or Graduate <18	0.01	10.00	Early	3.88	0.0
Fairfield	Administrator on JFS License	0.02	16.50	Early	19.86	1.0
Franklin	Individual Service Provider Not Used in Ratio	0.02	4.00	Senior	5.13	3.0
Fairfield	Floater	0.03	12.00	Mid	7.29	0.0
Delaware	Lead Teacher	0.03	21.63	Early	15.33	0.0
Franklin	Other Staff Not Counted in Ratio	0.03	13.50	Early	3.03	3.0
Franklin	Assistant Teacher	0.04	15.87	Early	3.03	0.0

### TOTAL STAYER

# 28,134

## Turnover Reasons

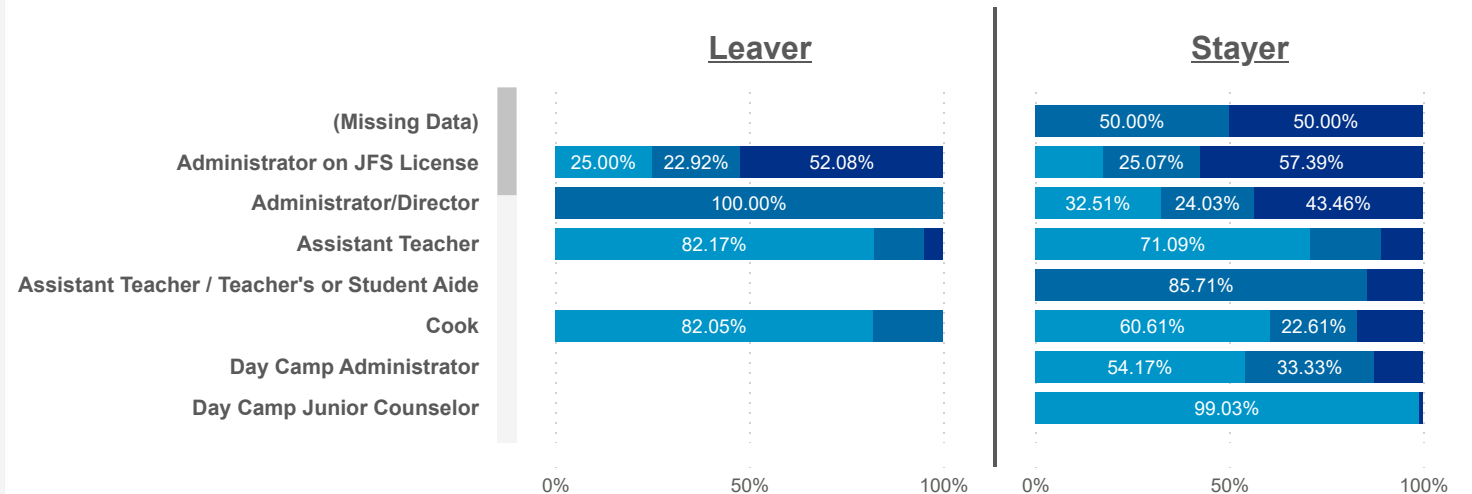
● Churn ● Internal ● Promotion ● Seasonal ● Transfer



### STAYER (Promotion)

# 279

Seniority: ● Early ● Mid ● Senior





Date:  Program Type: 
 Job Title:  Teacher Age Group:  Education:  TEACH Status:

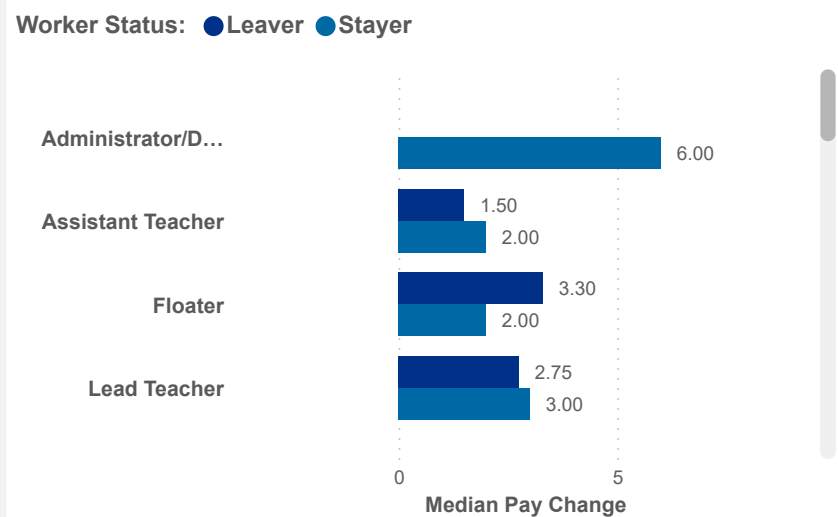
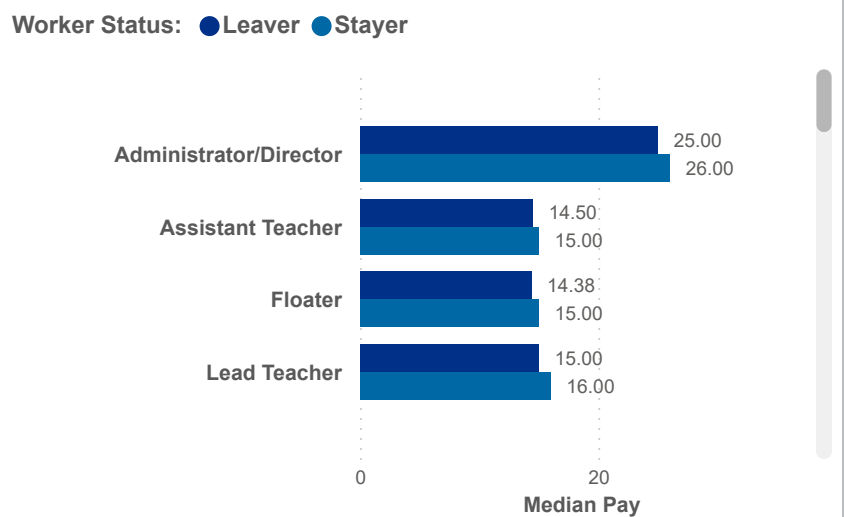
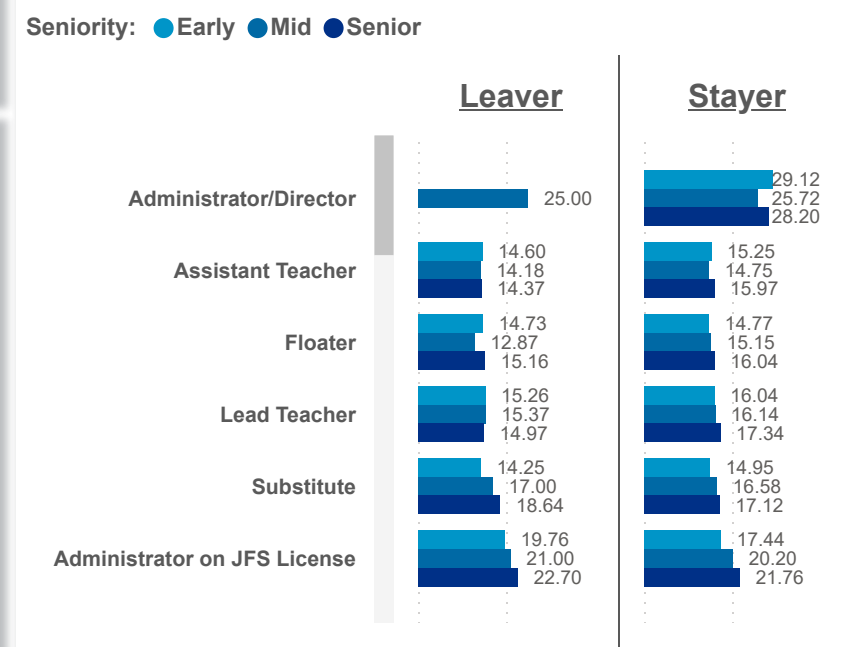
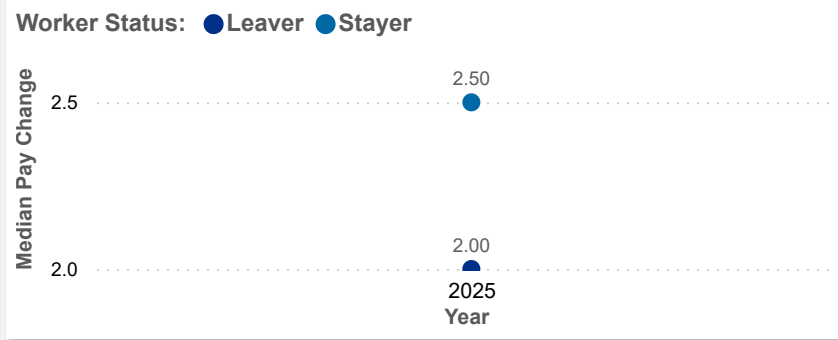
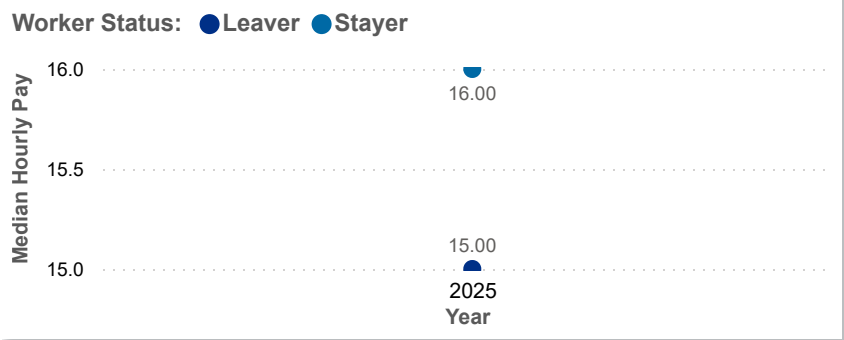
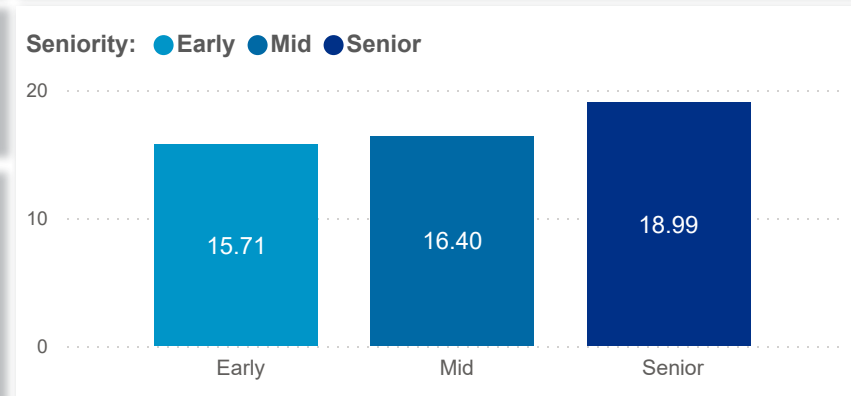


Date:  Position Type: 
 SUTQ Rating:  Total Duration:  Center Type:  Publicly Funded:  POWER Status:

SDA>County: 
 Total Duration:  Beale Code:  Student Age Group:  POWER Levels:

### PAY MEDIAN (USD)

### PAY PROGRESSION (USD)

### PAY & CAREER SENIORITY (USD)





Date:  Program Type: 
 Job Title:  Teacher Age Group:  Education:  TEACH Status:

Date:  Position Type: 
 SUTQ Rating:  Total Duration:  Center Type:  Publicly Funded:  POWER Status:

SDA>County:  Total Duration:  Beale Code:  Student Age Group:  POWER Levels:

### PAY MEDIAN (USD)

LEAVER

# 15.00

STAYER

# 16.00

### PAY PROGRESSION (USD)

LEAVER

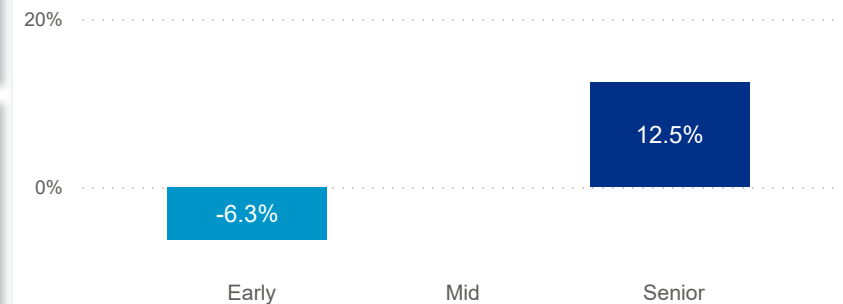
# 0.64

STAYER


# 0.91

### PAY & CAREER SENIORITY (USD)

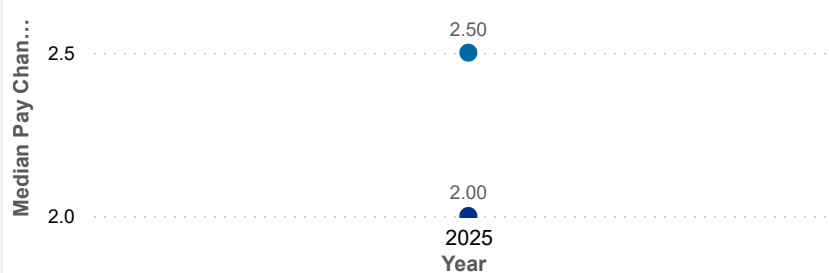
Seniority: ● Early ● Mid ● Senior



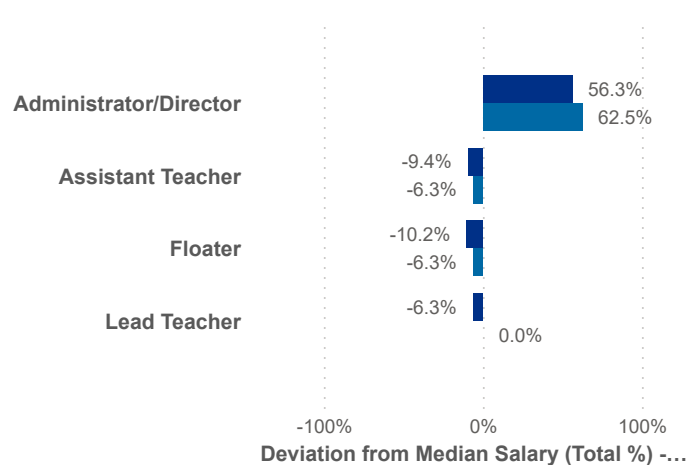
Worker Status: ● Leaver ● Stayer



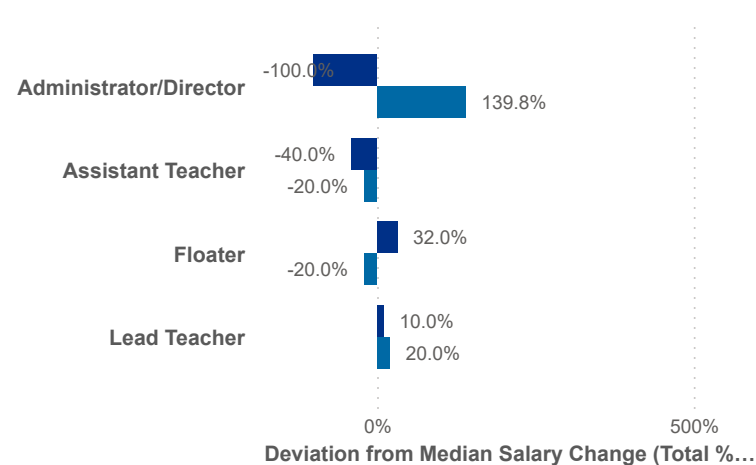
Worker Status: ● Leaver ● Stayer



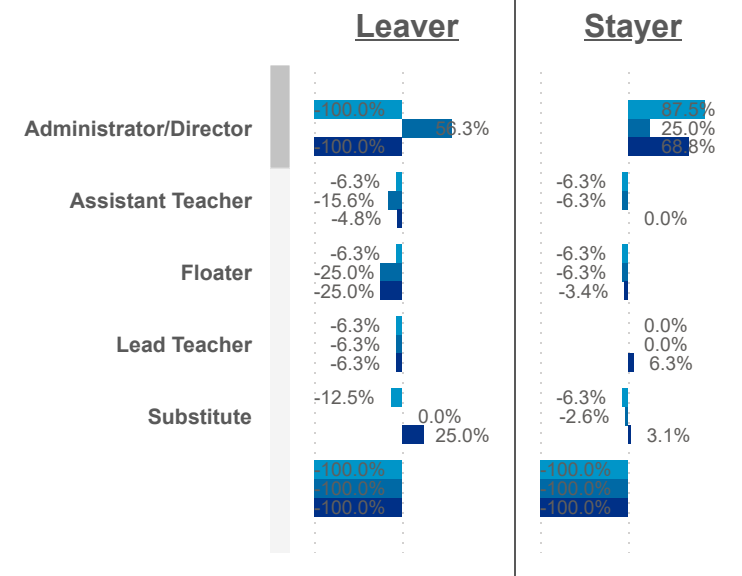
Worker Status: ● Leaver ● Stayer



Worker Status: ● Leaver ● Stayer



Seniority: ● Early ● Mid ● Senior





Date:  Program Type:  Job Title:  Teacher Age Group:  Education:  TEACH Status:

Position Type:  SUTQ Rating:  Total Duration:  Center Type:  Publicly Funded:  POWER Status:

SDA>County:  Beale Code:  Student Age Group:  POWER Levels:

SDA>County:  SUTQ Rating:  Total Duration:  Center Type:  Publicly Funded:  POWER Status:

Beale Code:  Student Age Group:  POWER Levels:

### Workload Median (Total)

# 4.65

### Workload Median (Leaver)

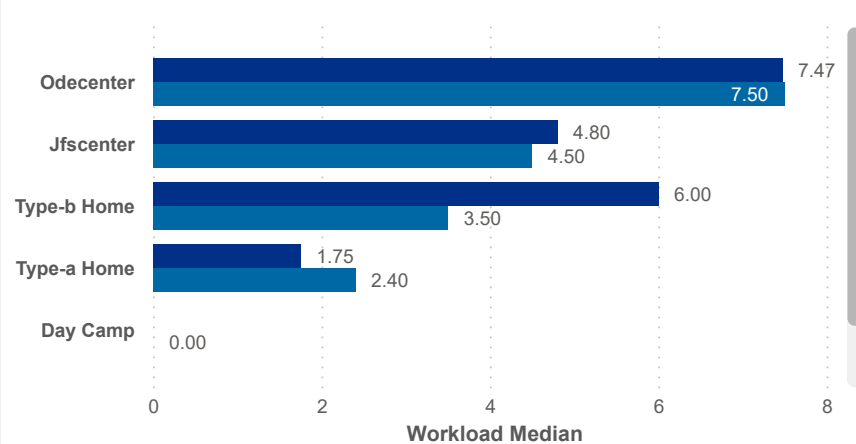
# 4.86

### Workload Median (Stayer)

# 4.65

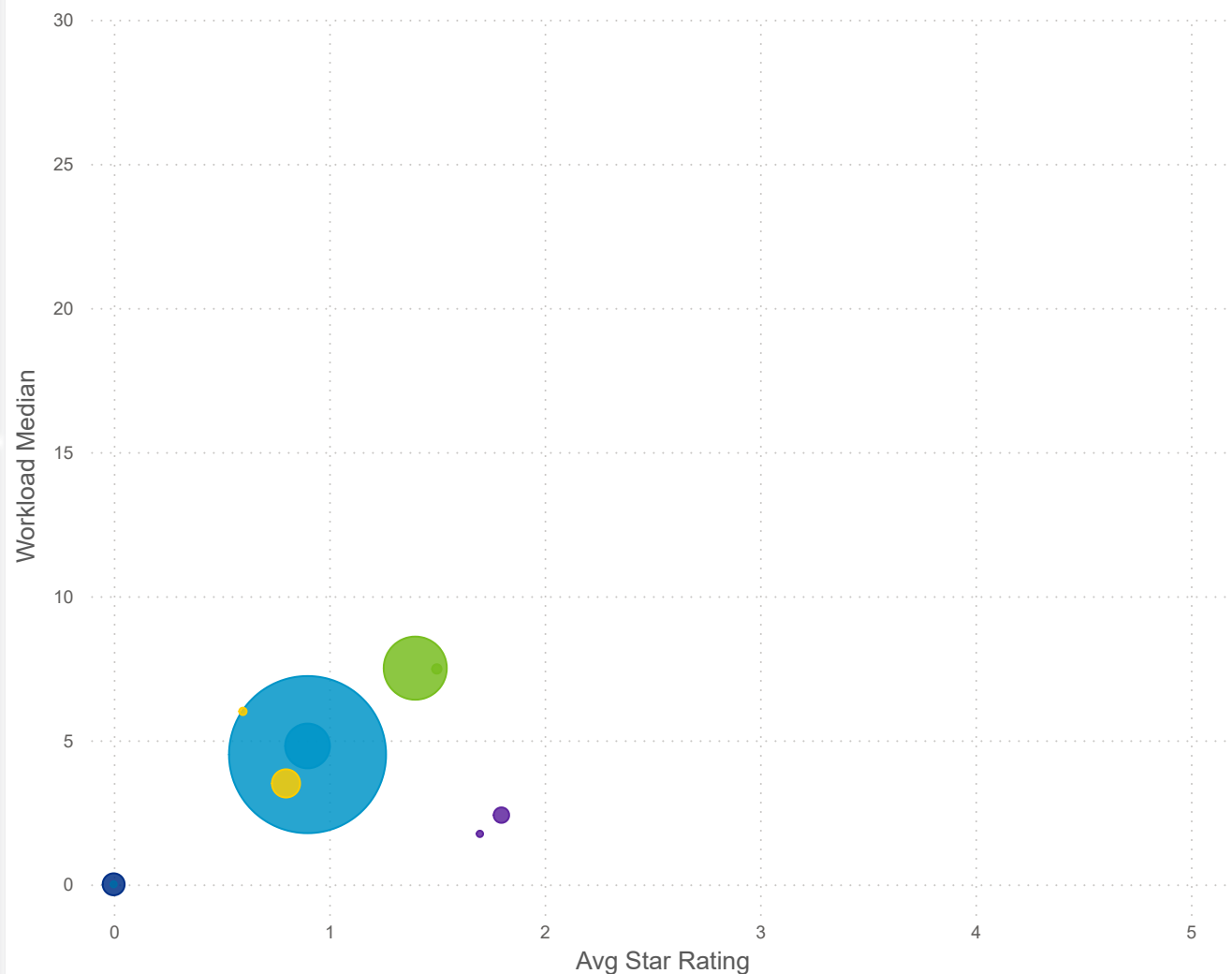
### Workload Median

Worker status ● Leaver ● Stayer



### Star Rating Mean, Workload Median, and Number of Users by Worker Status and Center Type

Center Type: ● Day Camp ● Inhome Aide ● Jfscenter ● Odecenter ● Type-a Home ● Type-b Home



### Star Rating Mean (Total)

# 1.0

### Star Rating Mean (Leaver)

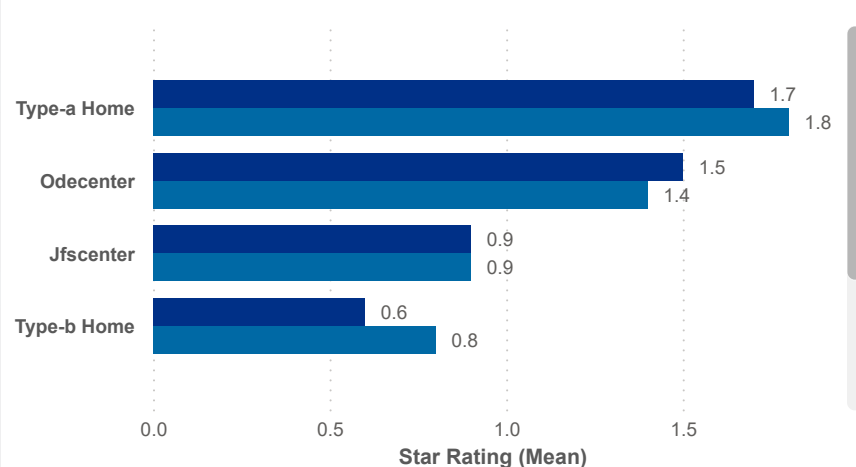
# 0.9

### Star Rating Mean (Stayer)

# 1.0

### Star Rating Mean

Worker status ● Leaver ● Stayer





Date:  Program Type: 
 Job Title:  Teacher Age Group:  Education:  TEACH Status:

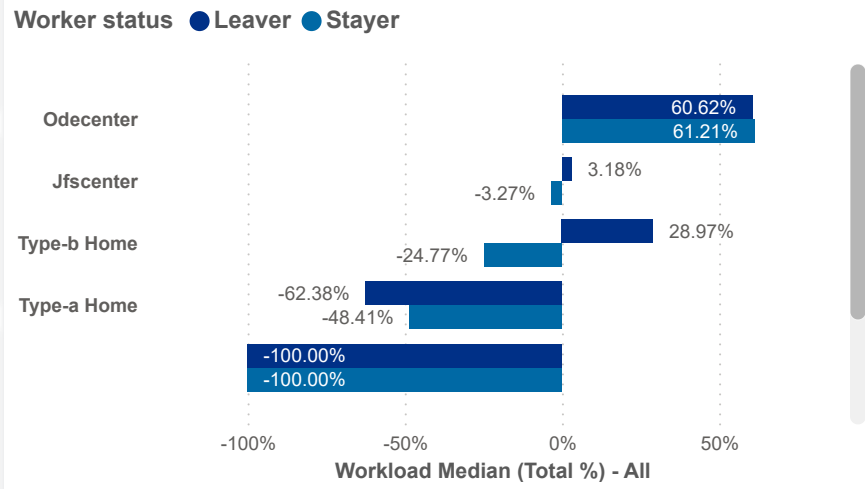
Date:  Position Type: 
 SUTQ Rating:  Total Duration:  Center Type:  Publicly Funded:  POWER Status:

SDA>County:  Beale Code:  Student Age Group:  POWER Levels:

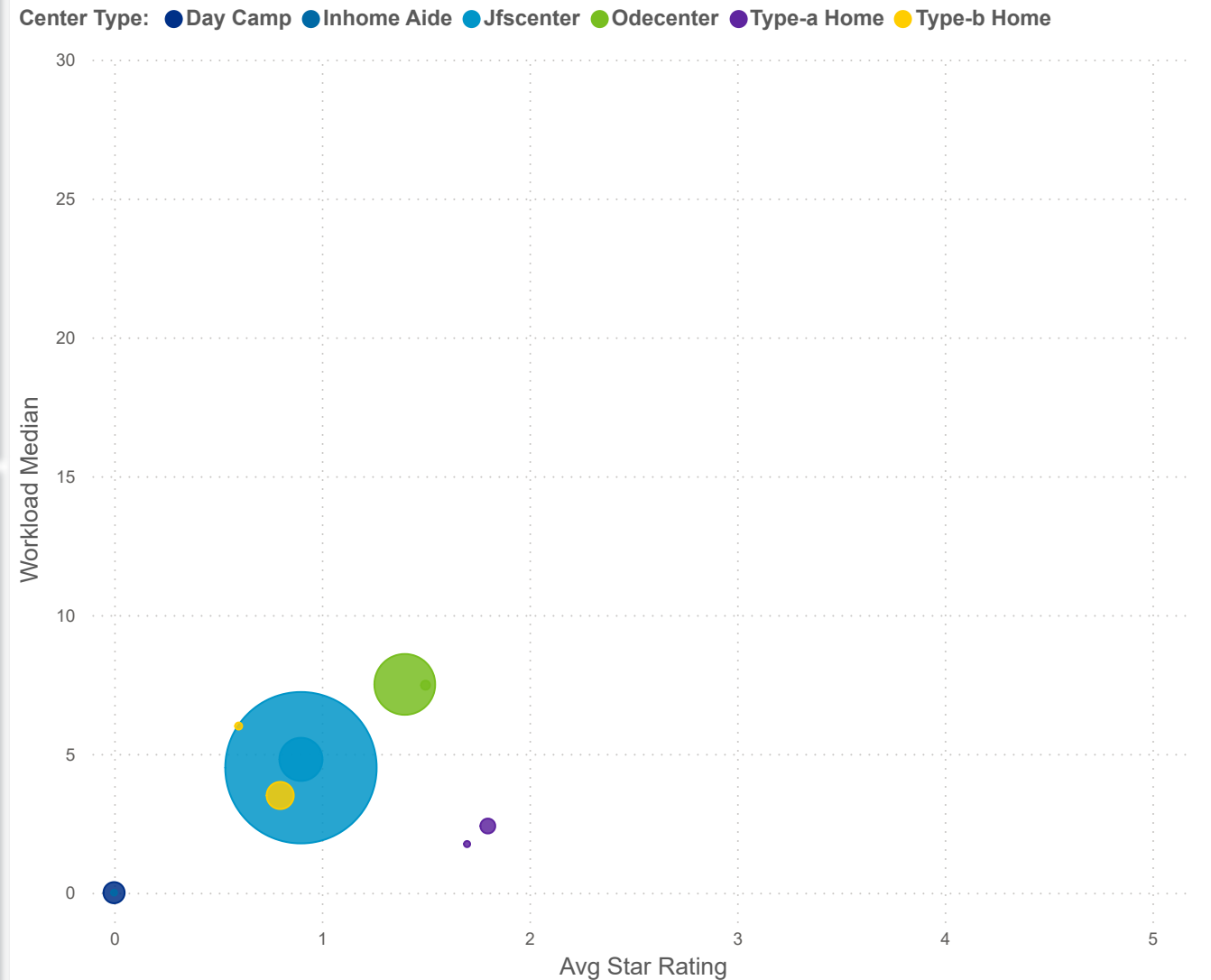
### Workload Median (Total)

4.65

### Workload Median (Total %)



### Star Rating Mean, Workload Median, and Number of Users by Worker Status and Center Type



### Workload Median (Leaver)

4.86

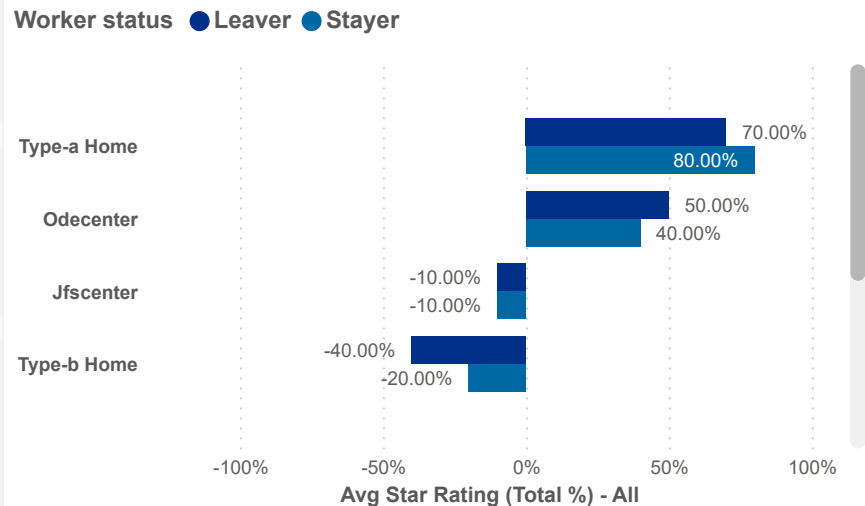
### Workload Median (Stayer)

4.65

### Star Rating Mean (Total)

1.0

### Star Rating Mean (Total %)



### Star Rating Mean (Leaver)

0.9

### Star Rating Mean (Stayer)

1.0



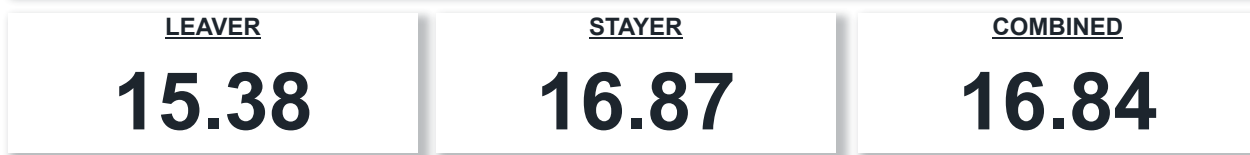
Date: 202510 | Program Type: Multiple select... | Job Title: All | Teacher Age Group: All | Education: All | TEACH Status: All

202512 | Position Type: All | SUTQ Rating: All | Total Duration: 0.00 | Center Type: All | Publicly Funded: All | TEACH Models: All

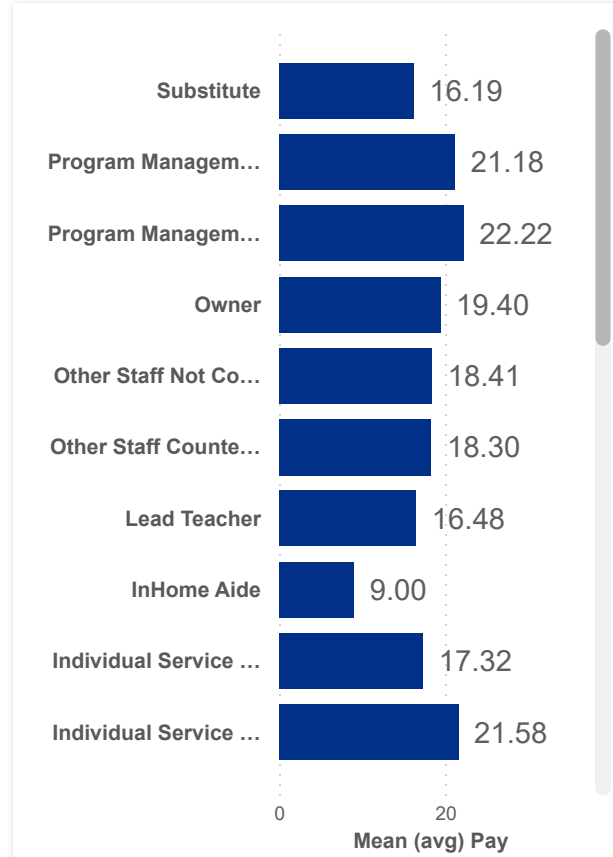
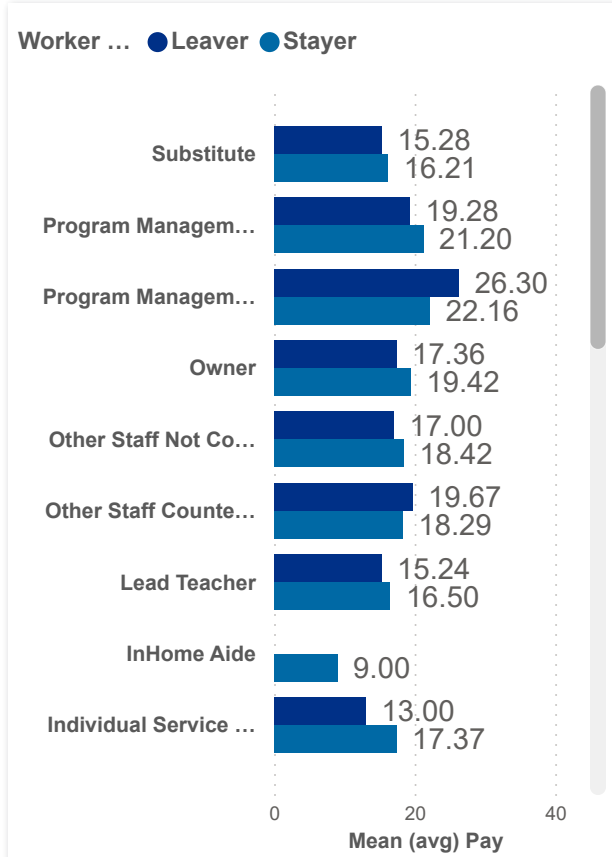
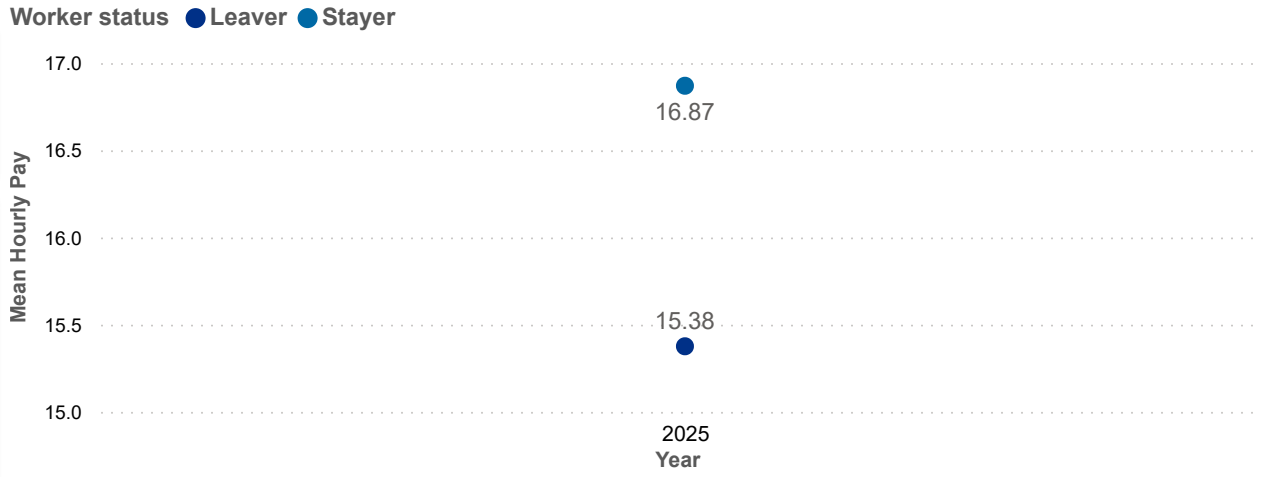
SDA>County: SDA 9 | Total Duration: 100.00 | Beale Code: All | Student Age Group: All | POWER Status: All

POWER Levels: All

### PAY MEAN (USD)



### Salary Mean by Year and Worker Status



### Combined Salary Mean by Year and Worker Status

