

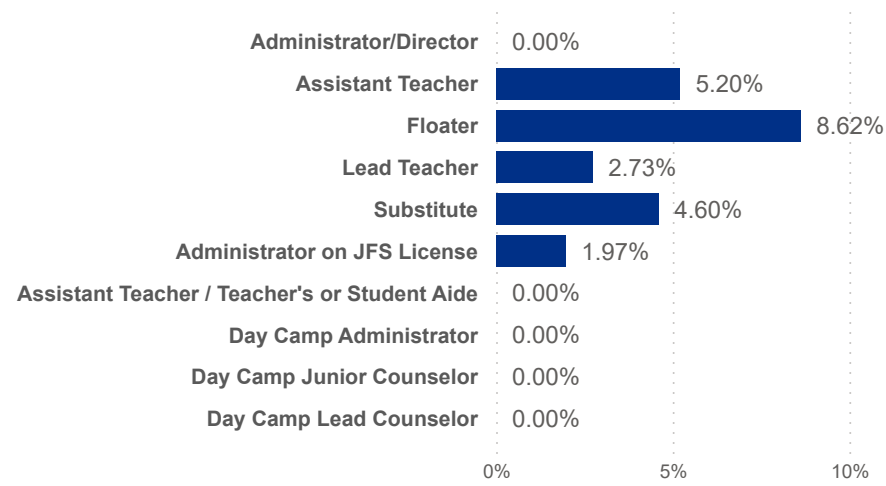


Date:  Program Type: 
 Job Title:  Teacher Age Group:  Education:  TEACH Status:

Date:  Position Type: 
 SUTQ Rating:  Total Duration:  Center Type:  Publicly Funded:  POWER Status:

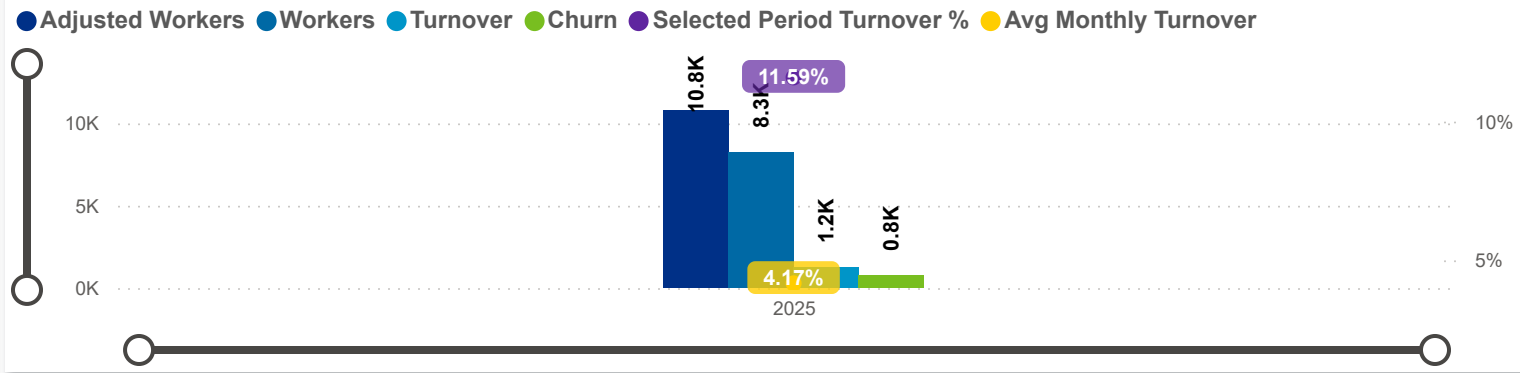
SDA>County:  Beale Code:  Student Age Group:  POWER Levels:

## Avg Monthly Turnover Rates by Job Title

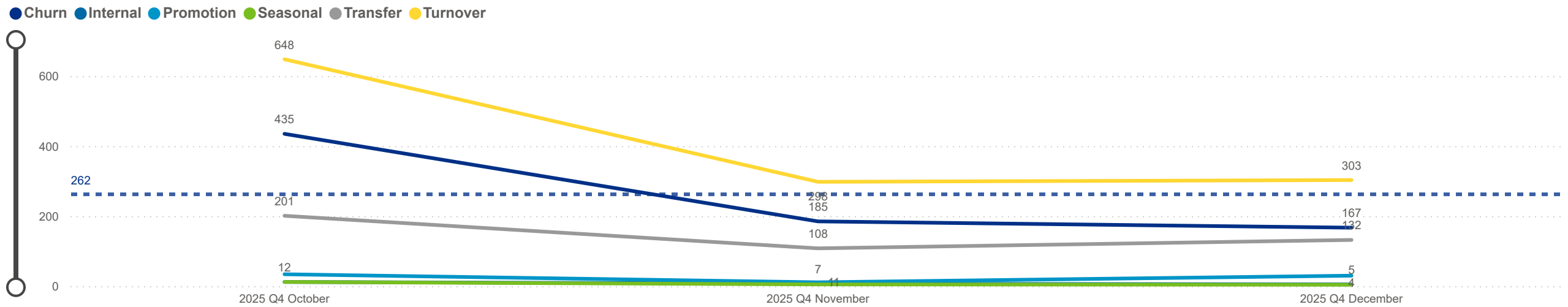


Avg Monthly Turnover	Adjusted Workers	Total Leaver	Total Stayer	Sel Period Turnover
4.17%	10,777	787	9,990	11.59%

## Avg Monthly Turnover and Number of Workers



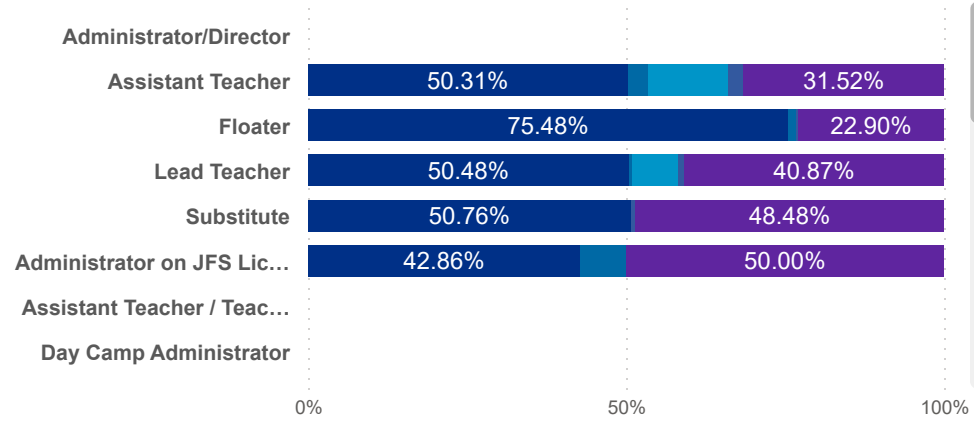
## Categorization by Time Series



Date: 202510 | Program Type: Multiple select... | Job Title: All | Teacher Age Group: All | Education: All | TEACH Status: All  
 202512 | Position Type: All | SUTQ Rating: All | Total Duration: 0.00 | Center Type: All | Publicly Funded: All | POWER Status: All  
 SDA>County: SDA 8 | Beale Code: All | Student Age Group: All | POWER Levels: All

**Job Change Reasons by Job Title**

● Churn ● Internal ● Promotion ● Seasonal ● Transfer



**Avg Monthly Churn**

**2.63%**

**Adjusted Workers**

**10,777**

**Workload Median**

**5.50**

**Pay Median USD / hr**

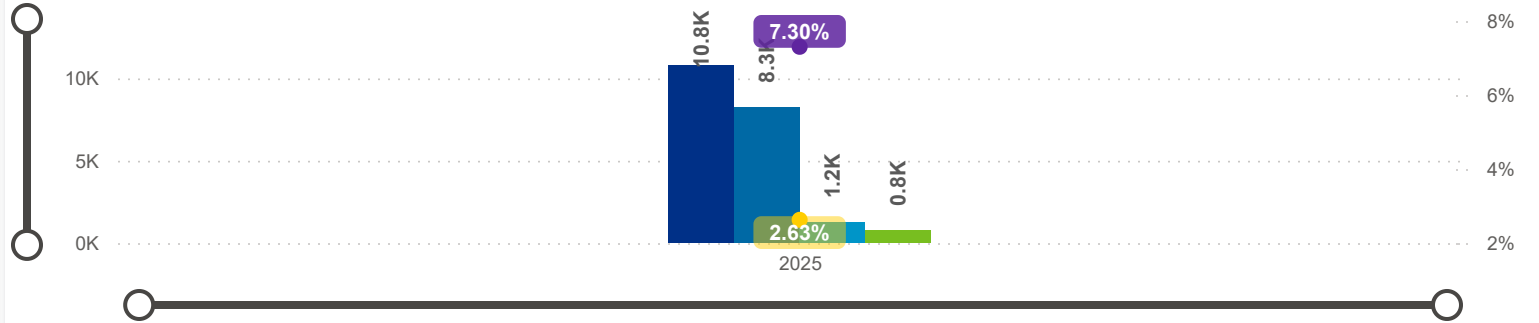
**15.22**

**Avg ECE Duration**

**5.93**

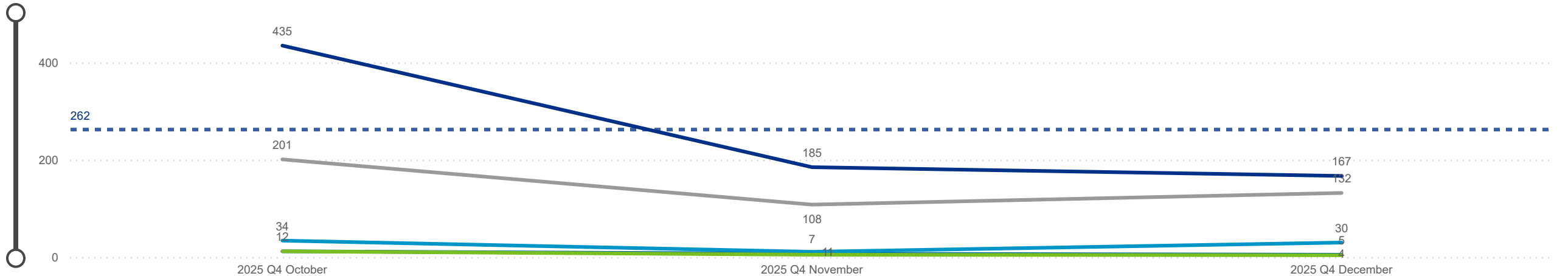
**Avg Monthly Churn and Number of Workers**

● Adjusted Workers ● Workers ● Turnover ● Churn ● Selected Period Churn % ● Avg Monthly Churn

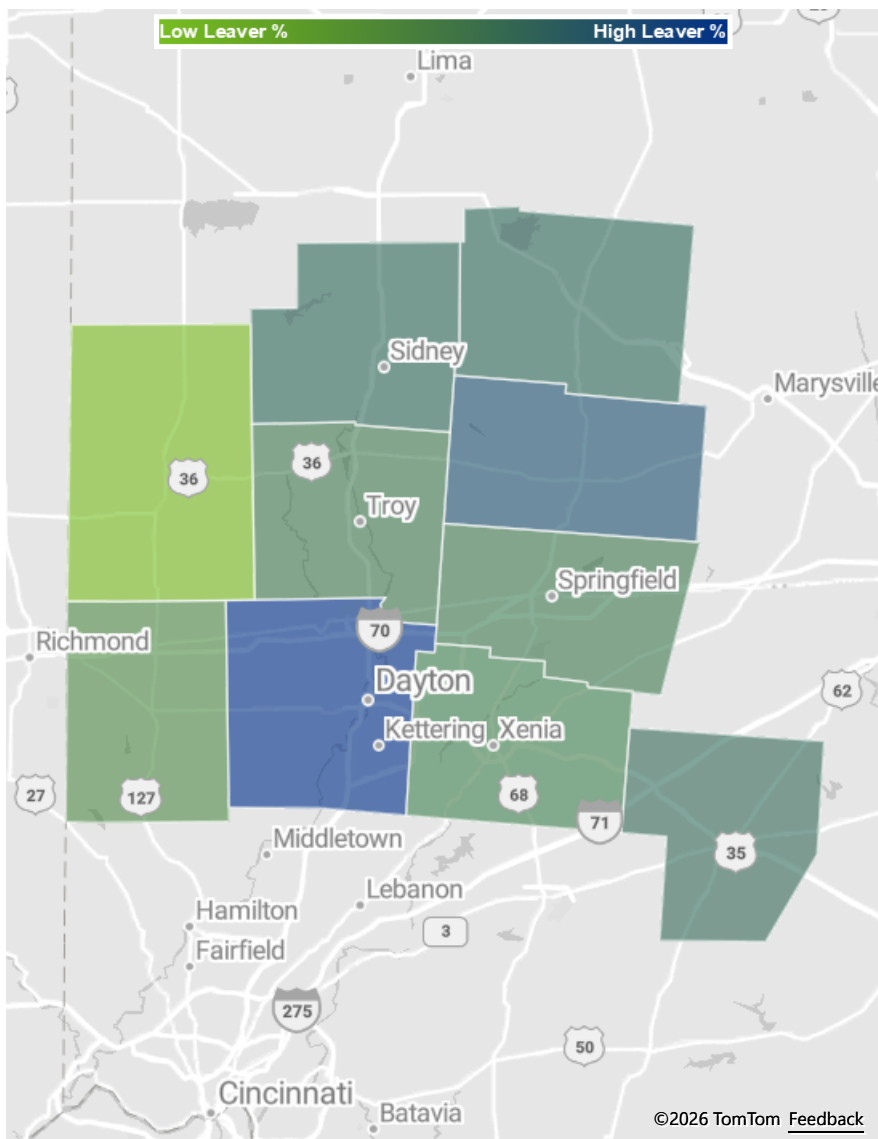


**Categorization by Time Series**

● Churn ● Internal ● Promotion ● Seasonal ● Transfer

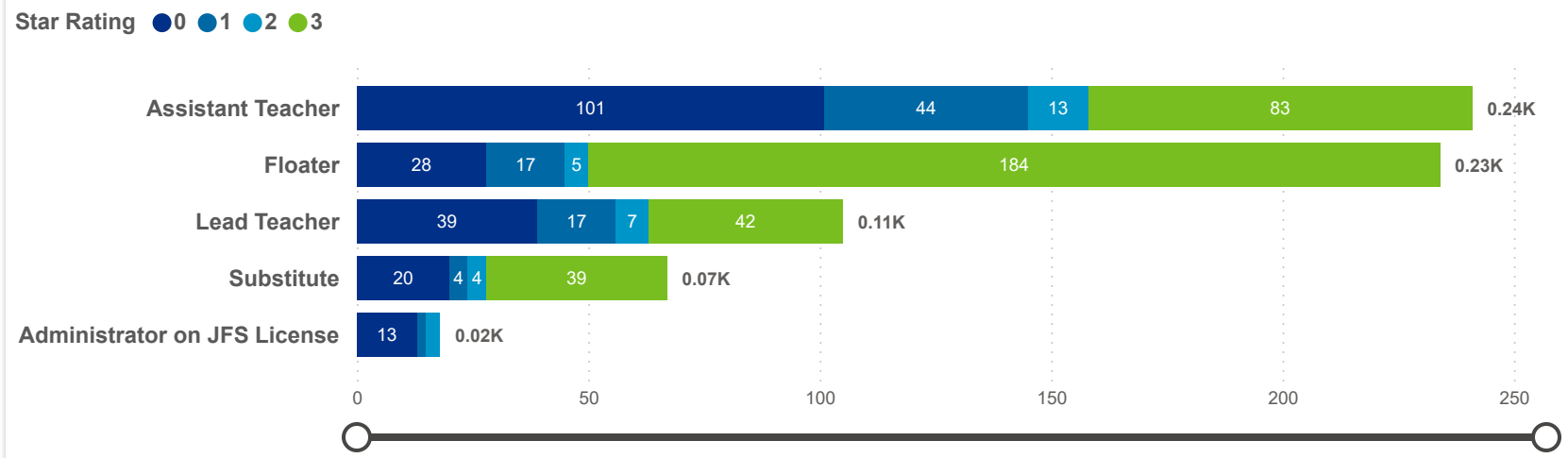


Date: 202510 | Program Type: Multiple select... | Job Title: All | Teacher Age Group: All | Education: All | TEACH Status: All  
 202512 | Position Type: All | SUTQ Rating: All | Total Duration: 0.00 | Center Type: All | Publicly Funded: All | POWER Status: All  
 SDA>County: SDA 8 | Beale Code: All | Student Age Group: All | POWER Levels: All



<b>ADJUSTED WORKERS</b>	<b>TOTAL LEAVER</b>	<b>TOTAL STAYER</b>	<b>SELECTED PERIOD CHURN %</b>
<b>10,777</b>	<b>787</b>	<b>9,990</b>	<b>7.30%</b>

**Leaver by Job Title and Star Rating**



County	Adjusted Workers	Workers	Workers %	Total Leaver	Total Stayer	Selected Period Churn %	Stayer %	Avg Monthly Churn	Selected Period Turnover %	Avg Monthly Turnover	Workload Median	Avg Star Rating
Fayette OH	236	174	2.11%	14	222	5.93%	94.07%	2.16%	10.59%	3.86%	3.26	2.49
Logan OH	233	191	2.31%	14	219	6.01%	93.99%	2.15%	8.58%	3.07%	6.00	2.10
Montgomery OH	6,025	4,532	54.93%	543	5,482	9.01%	90.99%	3.29%	13.93%	5.08%	5.63	1.92
Clark OH	685	580	7.03%	36	649	5.26%	94.74%	1.86%	7.59%	2.69%	5.45	1.86
Preble OH	320	224	2.71%	14	306	4.38%	95.63%	1.56%	7.50%	2.67%	4.63	1.86
Shelby OH	417	324	3.93%	25	392	6.00%	94.00%	2.16%	11.03%	3.98%	5.40	1.84
Champaign OH	245	186	2.25%	18	227	7.35%	92.65%	2.54%	8.98%	3.11%	4.80	1.68
Darke OH	284	238	2.88%	5	279	1.76%	98.24%	0.60%	1.76%	0.60%	4.64	1.54
Greene OH	1,565	1,288	15.61%	78	1,487	4.98%	95.02%	1.77%	9.71%	3.44%	5.56	1.35
Miami OH	768	624	7.56%	40	728	5.21%	94.79%	1.82%	8.33%	2.92%	6.00	0.81
<b>Total</b>	<b>10,777</b>	<b>8,251</b>	<b>100.00%</b>	<b>787</b>	<b>9,990</b>	<b>7.30%</b>	<b>92.70%</b>	<b>2.63%</b>	<b>11.59%</b>	<b>4.17%</b>	<b>5.50</b>	<b>1.75</b>



Date:	202510	Program Type:	Multiple select... ▾	Job Title:	All ▾	Teacher Age Group:	All ▾	Education:	All ▾	TEACH Status:	All ▾
	202512	Position Type:	All ▾					Credential:	All ▾	TEACH Models:	All ▾
SDA>County:	SDA 8 ▾	SUTQ Rating:	All ▾	Total Duration:	0.00	Center Type:	All ▾	Publicly Funded:	All ▾	POWER Status:	All ▾
					100.00	Beale Code:	All ▾	Student Age Group:	All ▾	POWER Levels:	All ▾

NUMBER OF WORKERS		AVG ECE DURATION (In Years)		HOURLY WAGE BANDS (USD)	
TOTAL LEAVER	TOTAL STAYER	LEAVER	STAYER	LEAVER (Hourly Wage MED)	STAYER (Hourly Wage MED)
<b>787</b>	<b>9,990</b>				
.		.		.	
.		.		.	



Date:  Program Type: 
 Job Title:  Teacher Age Group:  Education:  TEACH Status:

Date:  Position Type: 
 SUTQ Rating:  Total Duration:  Center Type:  Publicly Funded:  POWER Status:

SDA>County:  Beale Code:  Student Age Group:  POWER Levels:

### NUMBER OF WORKERS

### AVG ECE DURATION (In Years)

### HOURLY WAGE BANDS (USD)

LEAVER

STAYER

# 7.30%

# 92.70%

LEAVER

STAYER

# 3.25

# 6.10

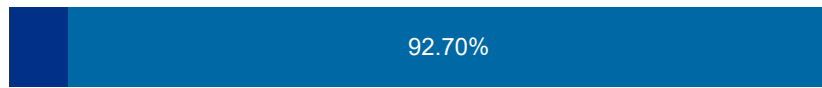
LEAVER (Hourly Wage MED)

STAYER (Hourly Wage MED)

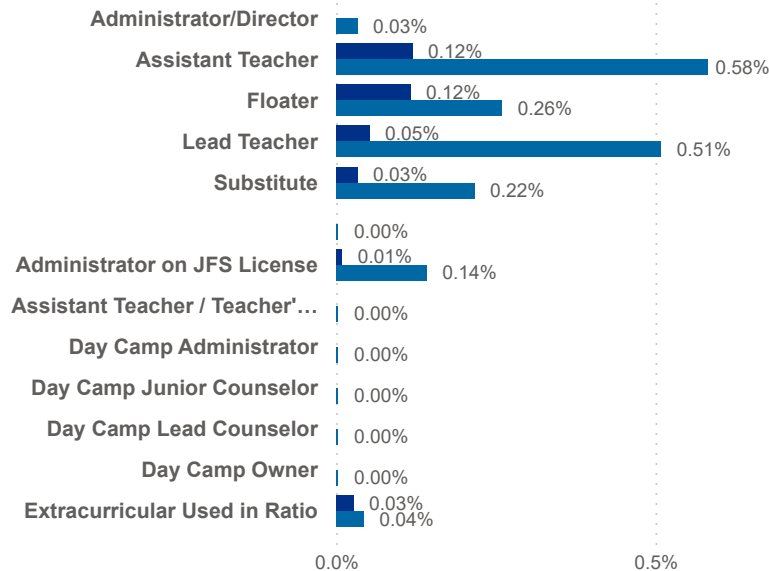
# 14.00

# 15.30

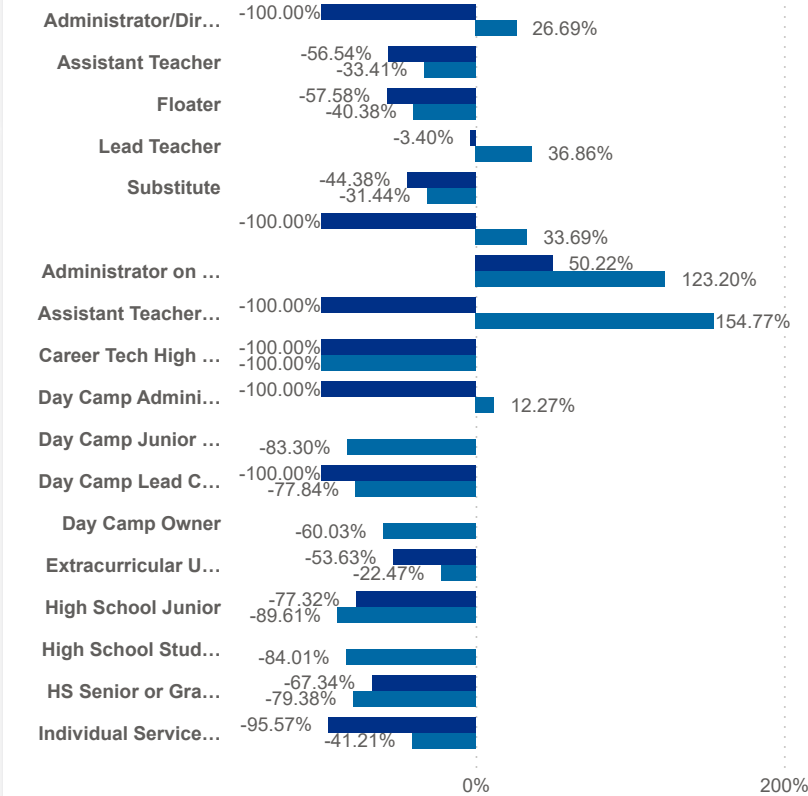
● Leaver % ● Stayer %



Worker Status: ● Leaver ● Stayer



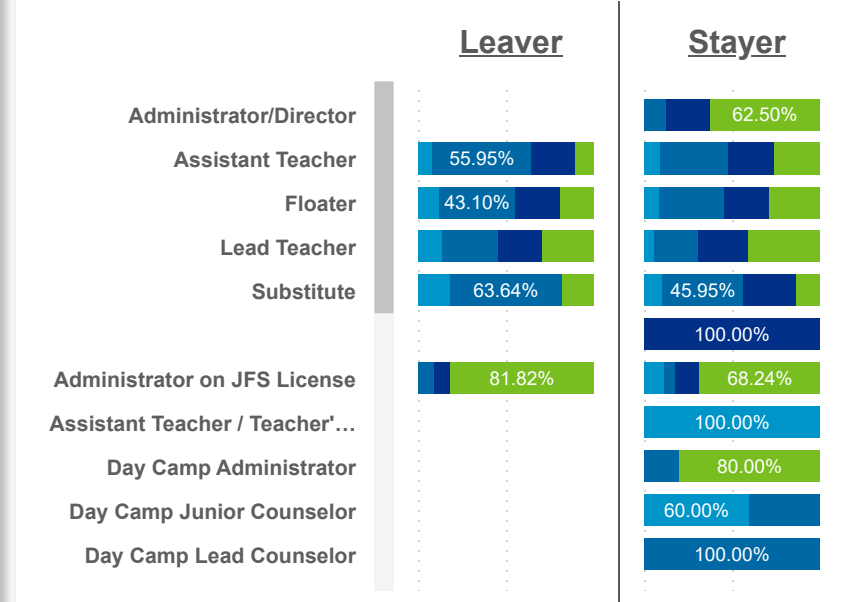
Worker Status: ● Leaver ● Stayer



Wage Bands: ● < 10 ● 10 < .. < 11.6 ● 11.6 < .. < 14 ● > 14



Wage Bands: ● < 10 ● 10 < .. < 11.6 ● 11.6 < .. < 14 ● > 14





Date:  Program Type: 
 Job Title:  Teacher Age Group:  Education:  TEACH Status:

Date:  Position Type: 
 SUTQ Rating:  Total Duration:  Center Type:  Publicly Funded:  POWER Status:

SDA>County:  Beale Code:  Student Age Group:  POWER Levels:

### LEAVER (Avg Career Duration)

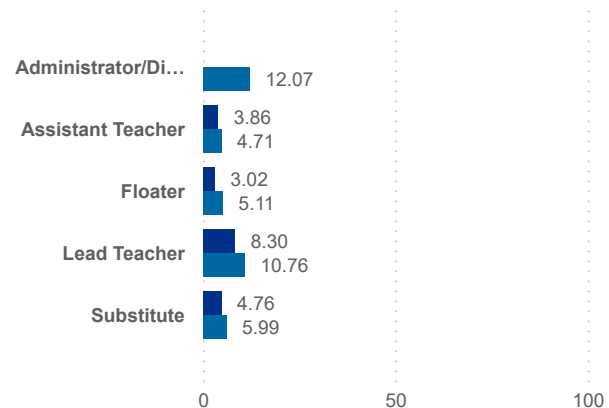
# 4.44

### STAYER (Avg Career Duration)

# 10.71

## Avg Career Duration by Job Title

Worker Status: ● Leaver ● Stayer



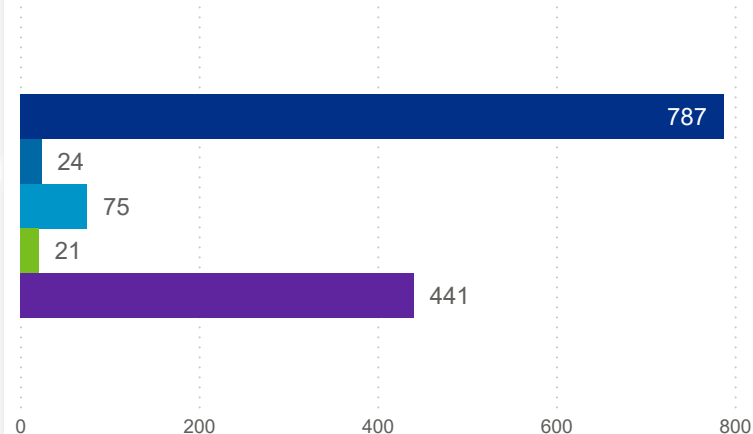
County	Job Title	Longest Serving Profile	\$ / hr	Seniority	Workload	Star Rating (M)
Champaign	Administrator/Director	2.48		Early	8.52	
Clark	Administrator/Director	2.53		Early	8.57	
Darke	Administrator/Director	2.35		Early	7.13	
Fayette	Administrator/Director	1.24		Early	3.57	
Greene	Administrator/Director	1.37		Early	5.00	
Logan	Administrator/Director	2.83		Early	3.00	
Miami	Administrator/Director	1.67		Early	7.95	
Montgomery	Administrator/Director	1.53		Early	7.14	
Preble	Administrator/Director	2.93		Early	4.33	
Shelby	Administrator/Director	2.73		Early	6.40	
Montgomery	Administrator/Director	2.19	30.00	Early	5.47	

### TOTAL STAYER

# 9,990

## Turnover Reasons

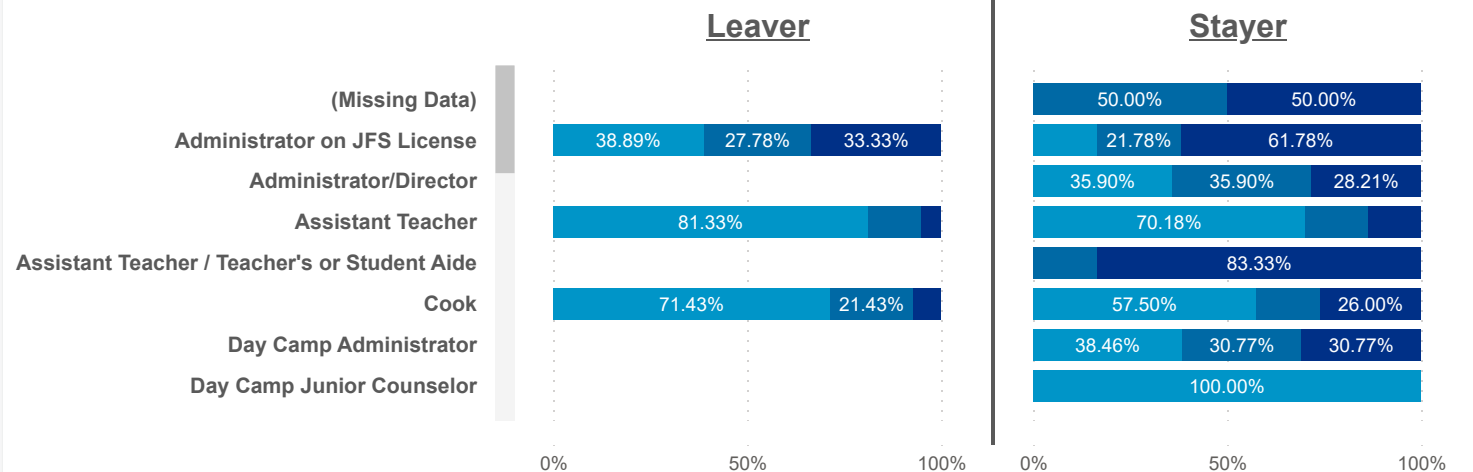
● Churn ● Internal ● Promotion ● Seasonal ● Transfer



### STAYER (Promotion)

# 75

Seniority: ● Early ● Mid ● Senior





Date: 202510 | Program Type: Multiple select... | Job Title: All | Teacher Age Group: All | Education: All | TEACH Status: All  
 202512 | Position Type: All | SUTQ Rating: All | Total Duration: 0.00 | Center Type: All | Publicly Funded: All | POWER Status: All  
 SDA>County: SDA 8 | Beale Code: All | Student Age Group: All | POWER Levels: All

### LEAVER (Avg Career Duration)

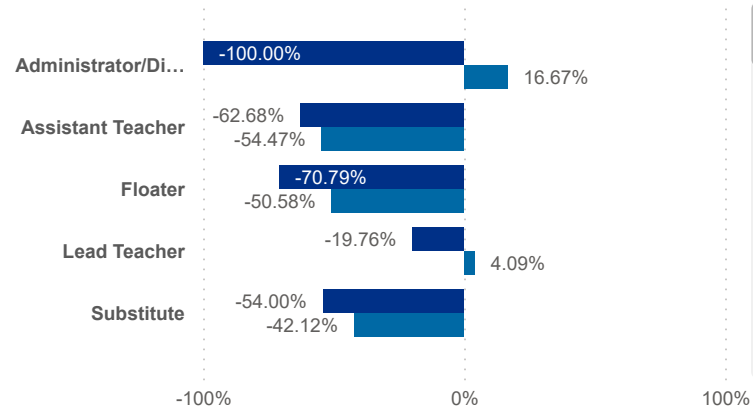
# 4.44

### STAYER (Avg Career Duration)

# 10.71

## Avg Career Duration by Job Title vs Mean

Worker Status: ● Leaver ● Stayer



County	Job Title	Longest Serving Profile	\$ / hr	Seniority	Workload	Star Rating (mean)
Greene	Cook	0.00	16.00	Senior	3.46	3.0
Greene	Assistant Teacher	0.02	13.85	Mid	4.47	2.0
Clark	Lead Teacher	0.02	16.00	Mid	16.67	0.0
Shelby	HS Senior or Graduate <18	0.02		Early	4.45	0.0
Montgomery	Assistant Teacher	0.03	13.89	Early	13.35	0.0
Greene	Assistant Teacher	0.03	14.84	Mid	8.47	3.0
Clark	Program Management Used in Ratio	0.04	20.02	Early	3.03	2.5
Clark	Assistant Teacher	0.04	13.50	Mid	8.01	1.0
Shelby	Lead Teacher	0.04	16.00	Early	5.86	1.0
Montgomery	Lead Teacher	0.04	17.65	Senior	3.43	1.0
Montgomery	Other Staff Counted In Ratio	0.04	16.50	Early	1.21	3.0

### TOTAL STAYER

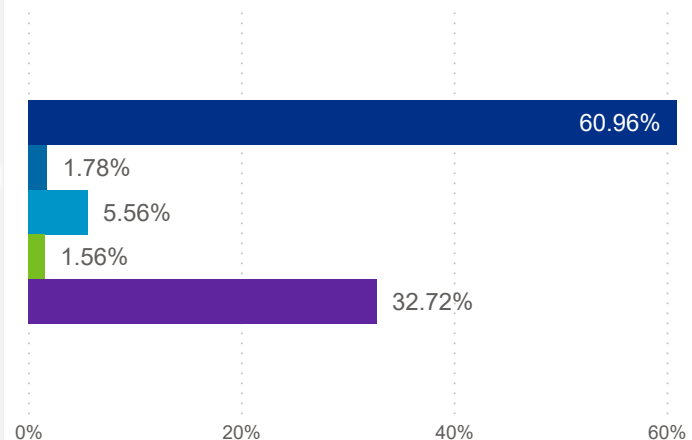
# 9,990

### STAYER (Promotion)

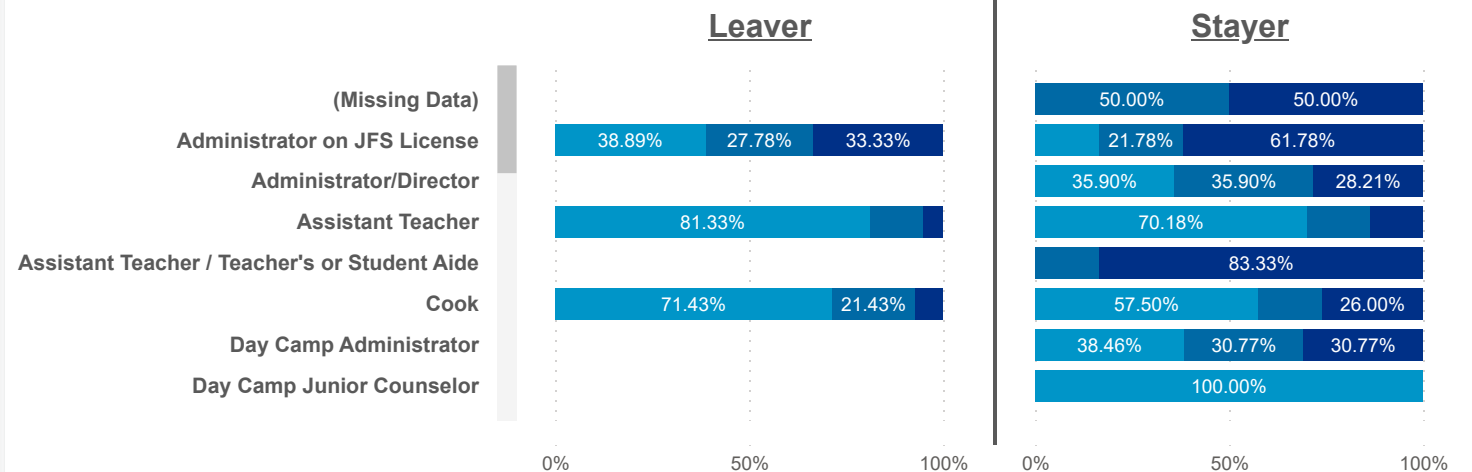
# 75

## Turnover Reasons

● Churn ● Internal ● Promotion ● Seasonal ● Transfer



Seniority: ● Early ● Mid ● Senior





Date:  Program Type: 
 Job Title:  Teacher Age Group:  Education:  TEACH Status:

Date:  Position Type: 
 SUTQ Rating:  Total Duration:  Center Type:  Publicly Funded:  POWER Status:

SDA>County:  Beale Code:  Student Age Group:  POWER Levels:

### PAY MEDIAN (USD)

### PAY PROGRESSION (USD)

### PAY & CAREER SENIORITY (USD)

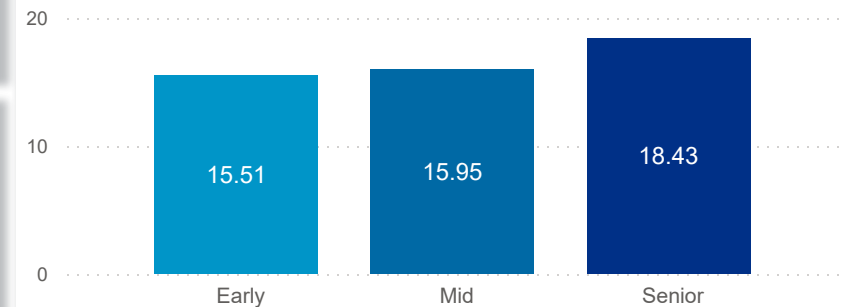
**LEAVER**  
**14.00**

**STAYER**  
**15.30**

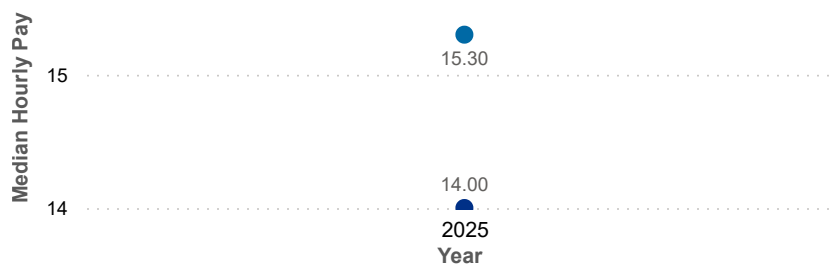
**LEAVER**  
**0.35**

**STAYER**  
**0.84**

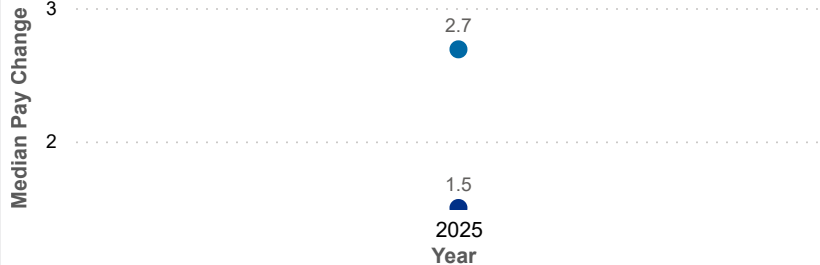
Seniority: ● Early ● Mid ● Senior



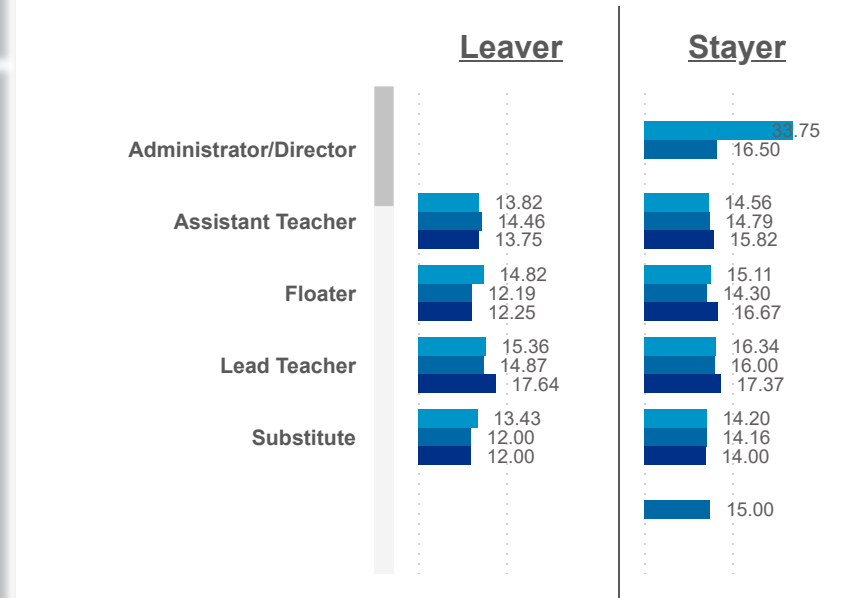
Worker Status: ● Leaver ● Stayer



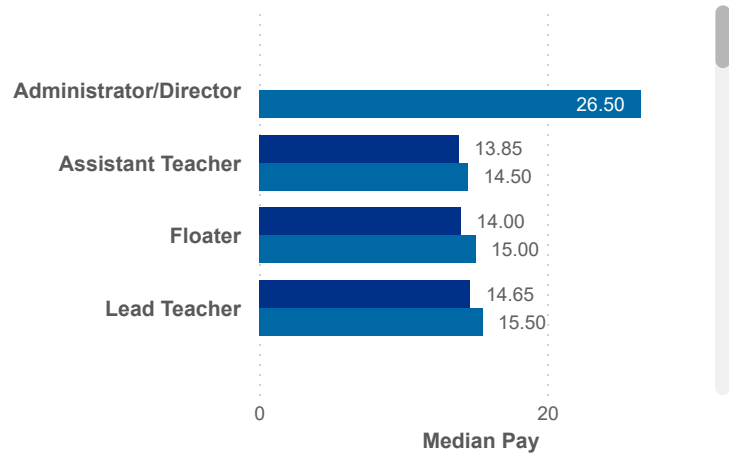
Worker Status: ● Leaver ● Stayer



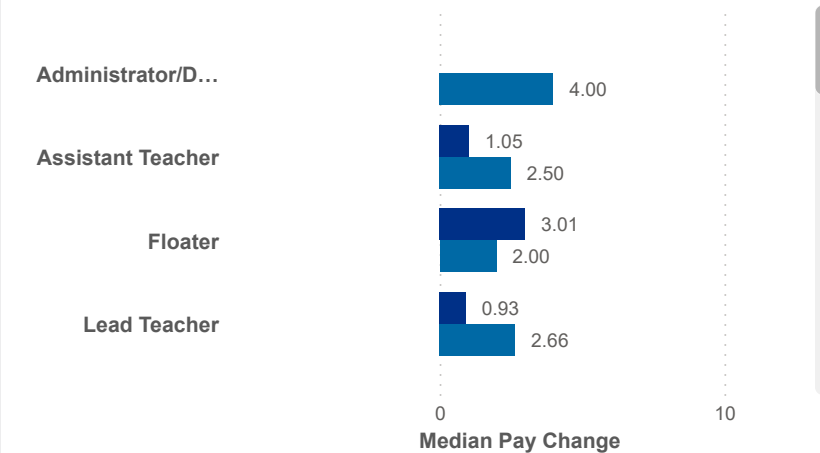
Seniority: ● Early ● Mid ● Senior



Worker Status: ● Leaver ● Stayer



Worker Status: ● Leaver ● Stayer





Date:  Program Type: 
 Job Title:  Teacher Age Group:  Education:  TEACH Status:

Date:  Position Type: 
 SUTQ Rating:  Total Duration:  Center Type:  Publicly Funded:  POWER Status:

SDA>County: 
 Total Duration:  Beale Code:  Student Age Group:  POWER Levels:

### PAY MEDIAN (USD)

LEAVER

# 14.00

STAYER

# 15.30

### PAY PROGRESSION (USD)

LEAVER

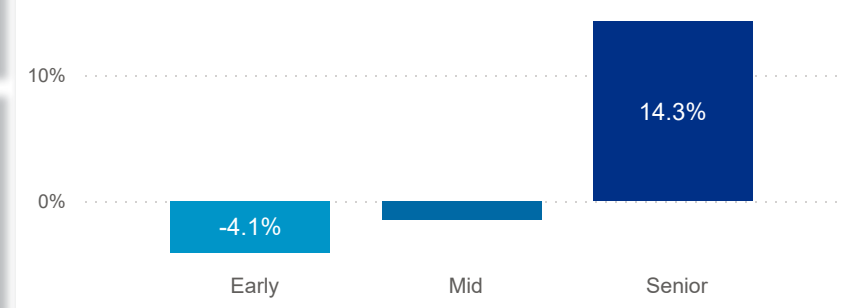
# 0.35

STAYER

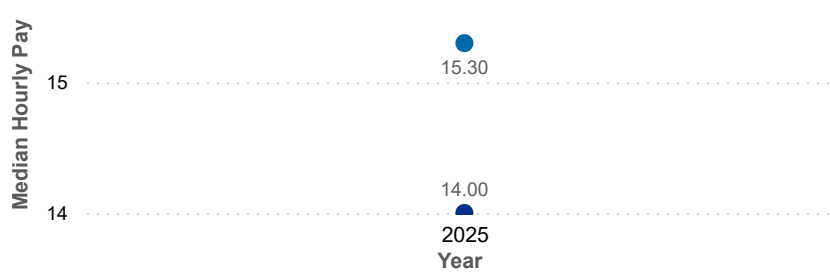
# 0.84

### PAY & CAREER SENIORITY (USD)

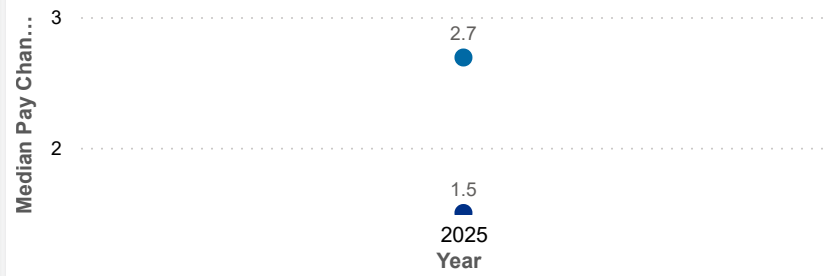
Seniority: ● Early ● Mid ● Senior



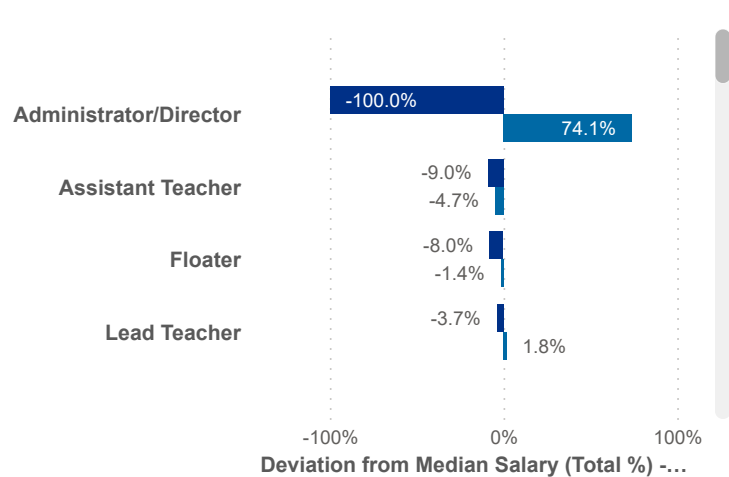
Worker Status: ● Leaver ● Stayer



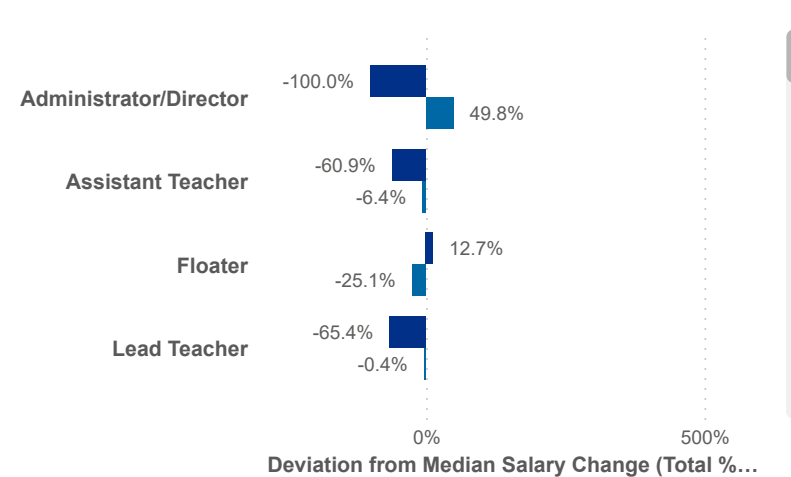
Worker Status: ● Leaver ● Stayer



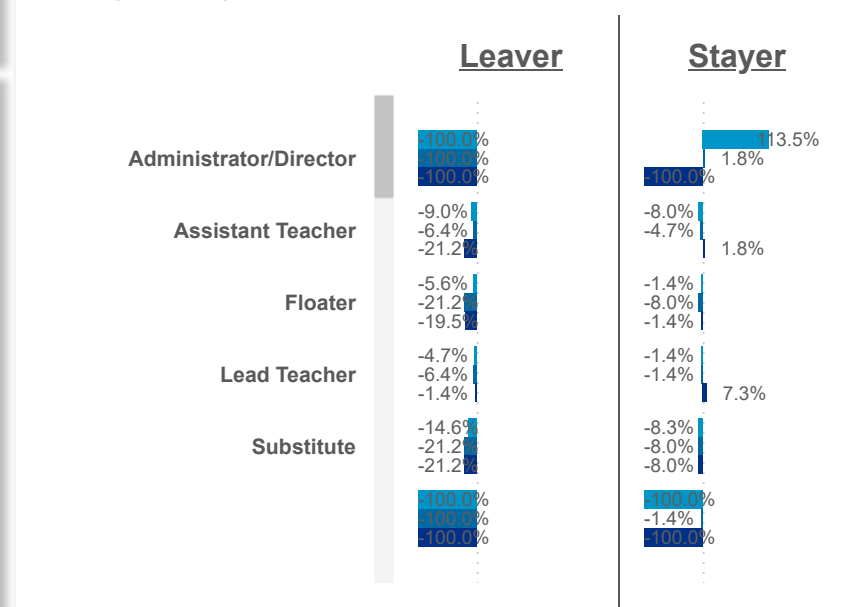
Worker Status: ● Leaver ● Stayer



Worker Status: ● Leaver ● Stayer



Seniority: ● Early ● Mid ● Senior





Date: 202510 Program Type: Multiple select... Job Title: All Teacher Age Group: All Education: All TEACH Status: All  
 202512 Position Type: All Credential: All TEACH Models: All  
 SDA>County: SDA 8 SUTQ Rating: All Total Duration: 0.00 Center Type: All Publicly Funded: All POWER Status: All  
 100.00 Beale Code: All Student Age Group: All POWER Levels: All

Workload Median (Total)

5.50

Workload Median (Leaver)

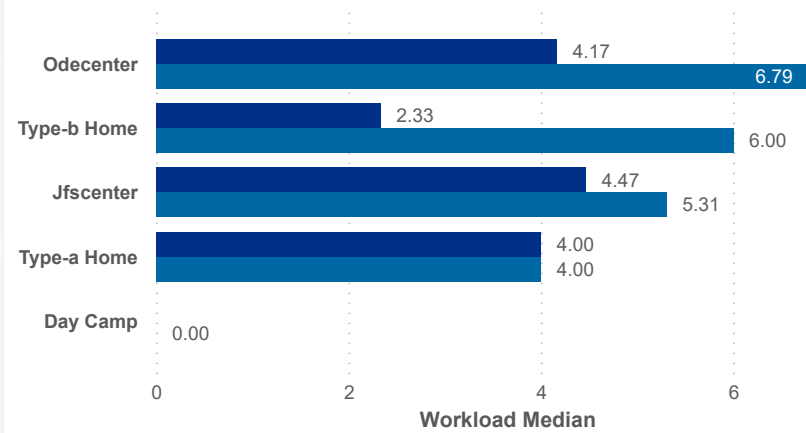
4.47

Workload Median (Stayer)

5.52

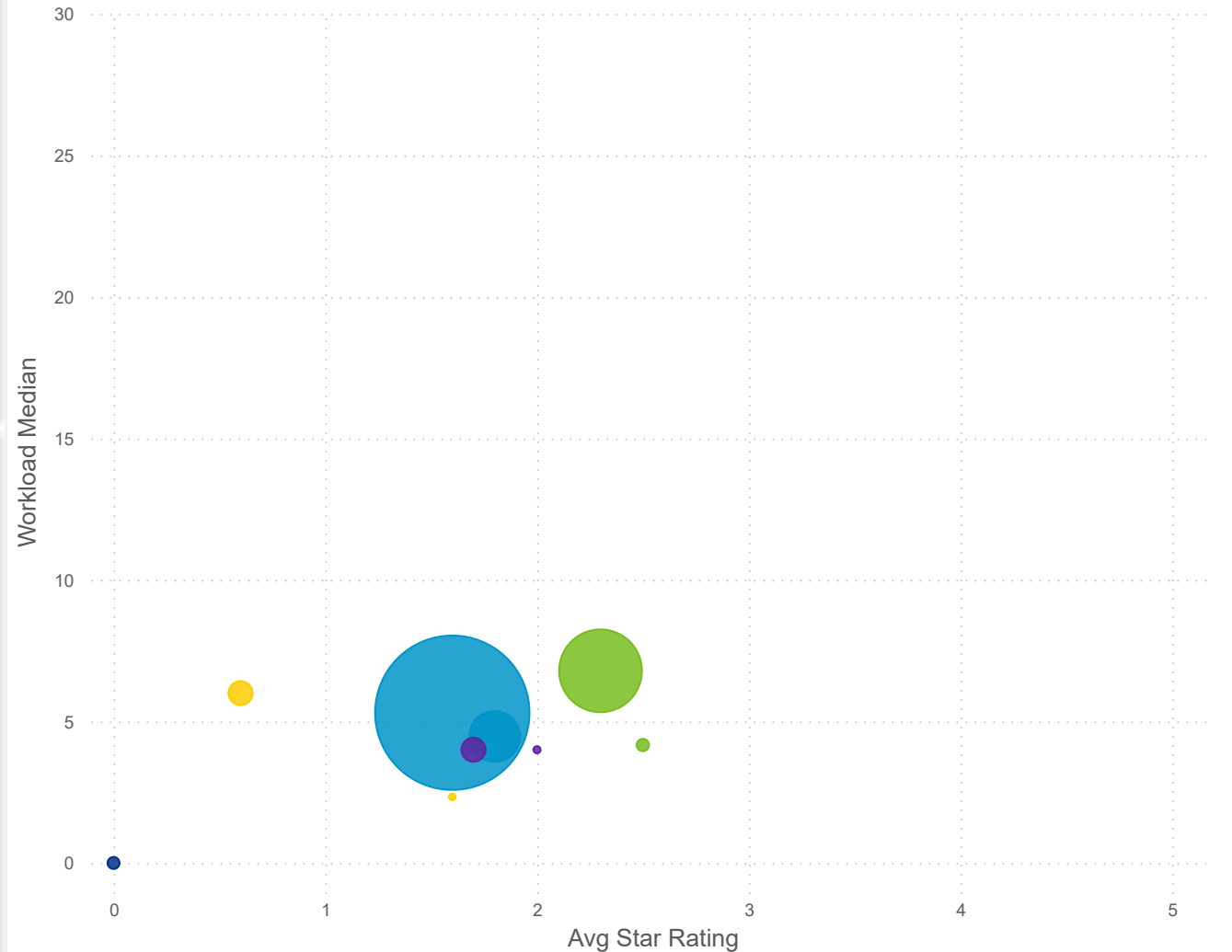
Workload Median

Worker status ● Leaver ● Stayer



Star Rating Mean, Workload Median, and Number of Users by Worker Status and Center Type

Center Type: ● Day Camp ● Jfscenter ● Odecenter ● Type-a Home ● Type-b Home



Star Rating Mean (Total)

1.7

Star Rating Mean (Leaver)

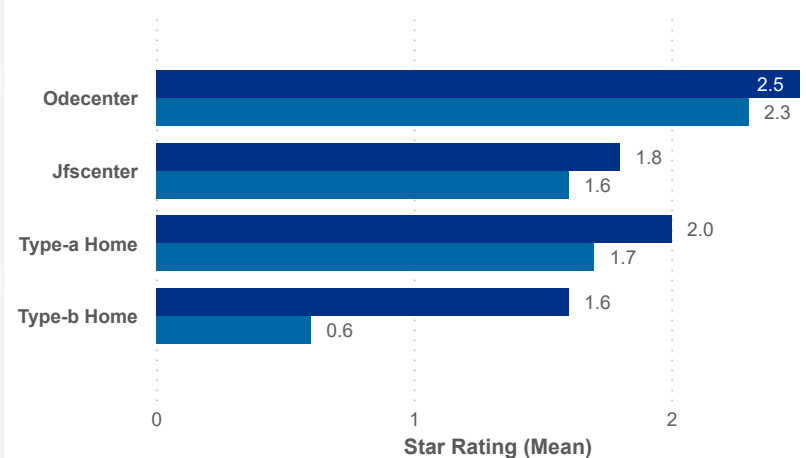
1.9

Star Rating Mean (Stayer)

1.7

Star Rating Mean

Worker status ● Leaver ● Stayer





Date:  Program Type: 
 Job Title:  Teacher Age Group:  Education:  TEACH Status:

Date:  Position Type: 
 SUTQ Rating:  Total Duration:  Center Type:  Publicly Funded:  POWER Status:

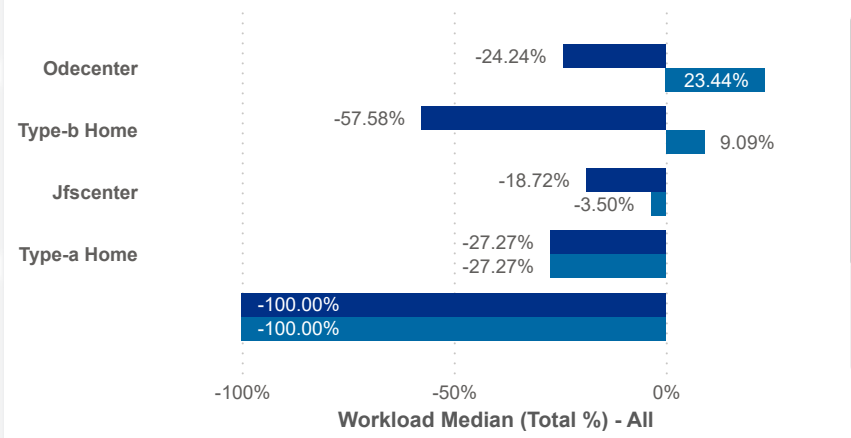
SDA>County:  Beale Code:  Student Age Group:  POWER Levels:

### Workload Median (Total)

# 5.50

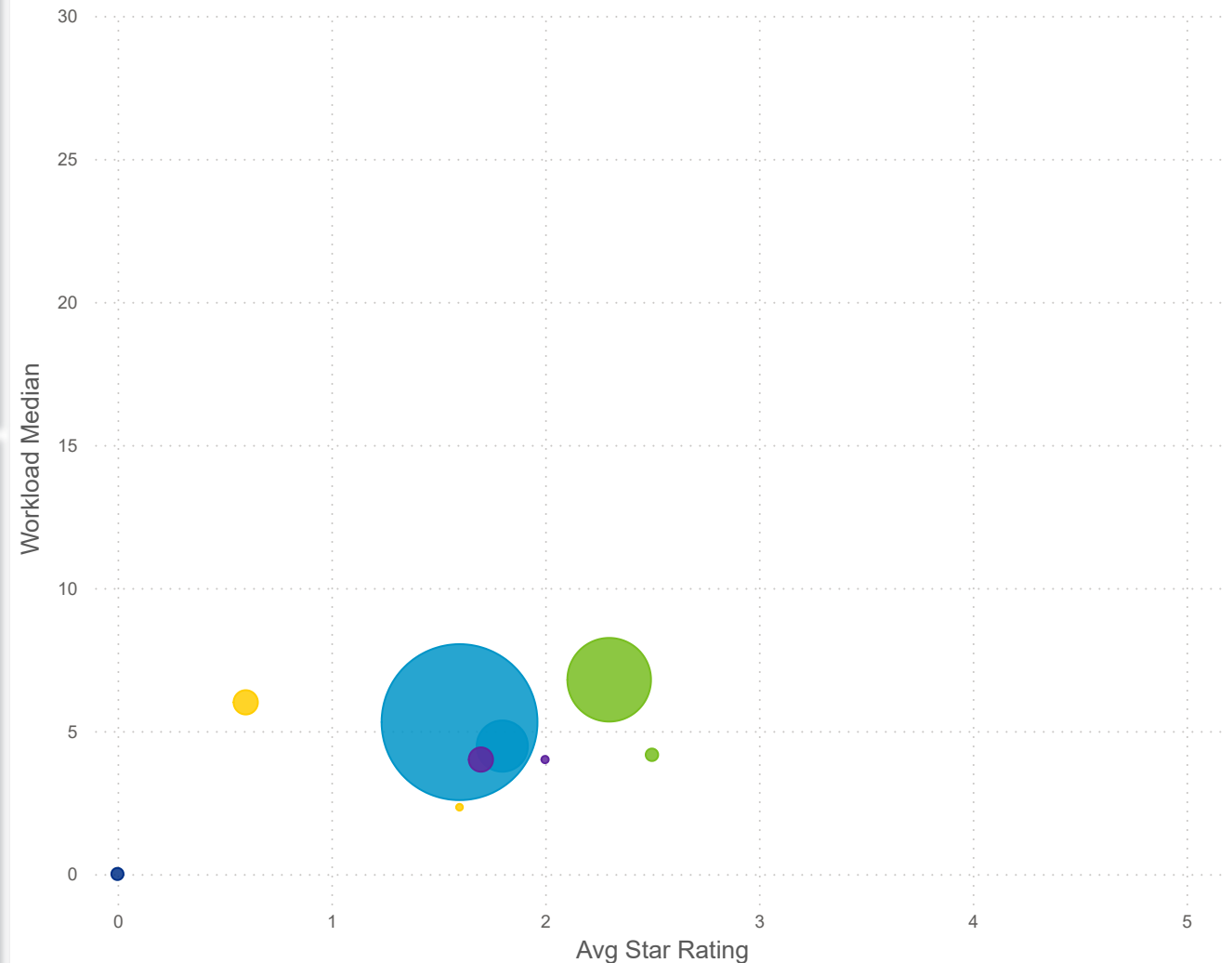
### Workload Median (Total %)

Worker status ● Leaver ● Stayer



### Star Rating Mean, Workload Median, and Number of Users by Worker Status and Center Type

Center Type: ● Day Camp ● Jfscenter ● Odecenter ● Type-a Home ● Type-b Home



### Workload Median (Leaver)

# 4.47

### Workload Median (Stayer)

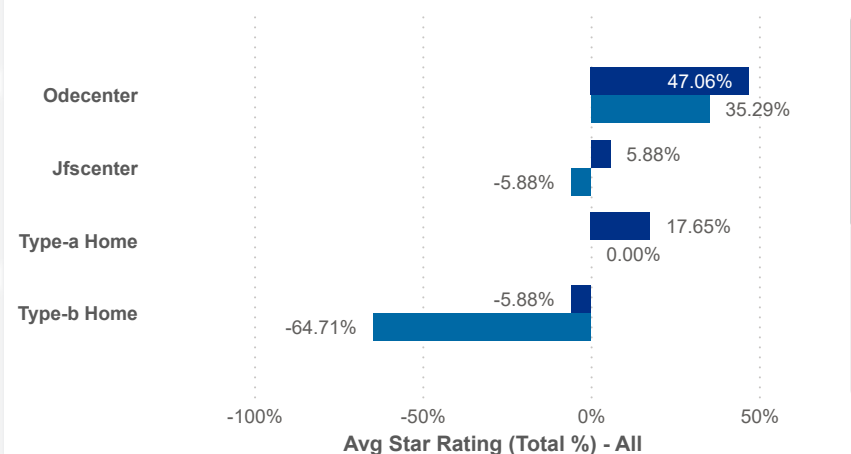
# 5.52

### Star Rating Mean (Total)

# 1.7

### Star Rating Mean (Total %)

Worker status ● Leaver ● Stayer



### Star Rating Mean (Leaver)

# 1.9

### Star Rating Mean (Stayer)

# 1.7

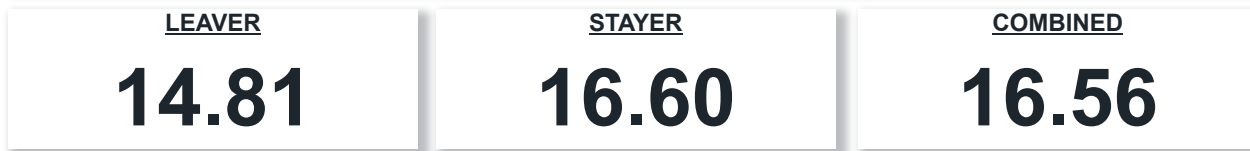


Date: 202510 Program Type: Multiple select... Job Title: All Teacher Age Group: All Education: All TEACH Status: All

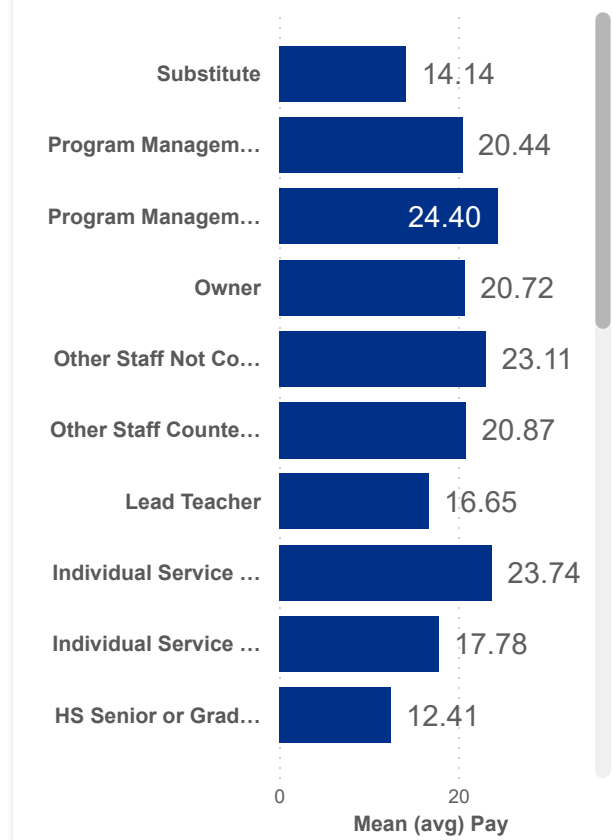
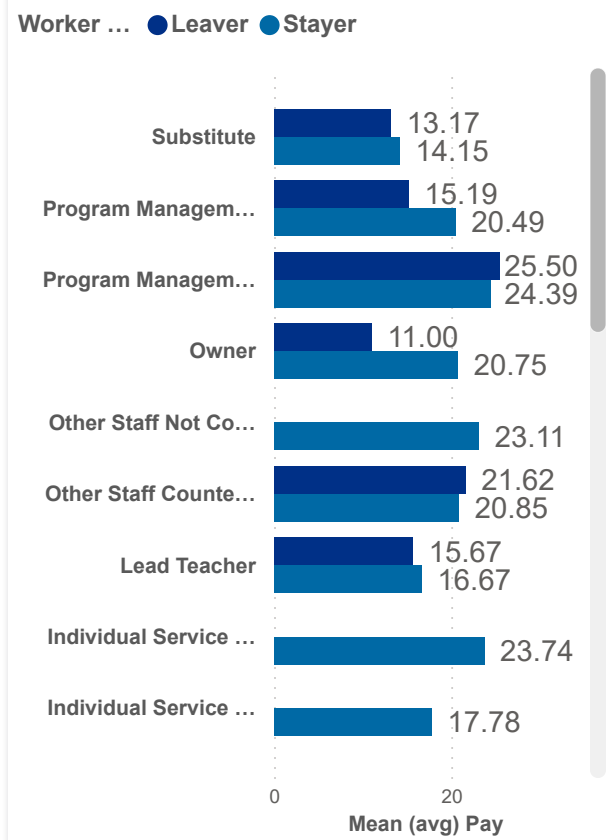
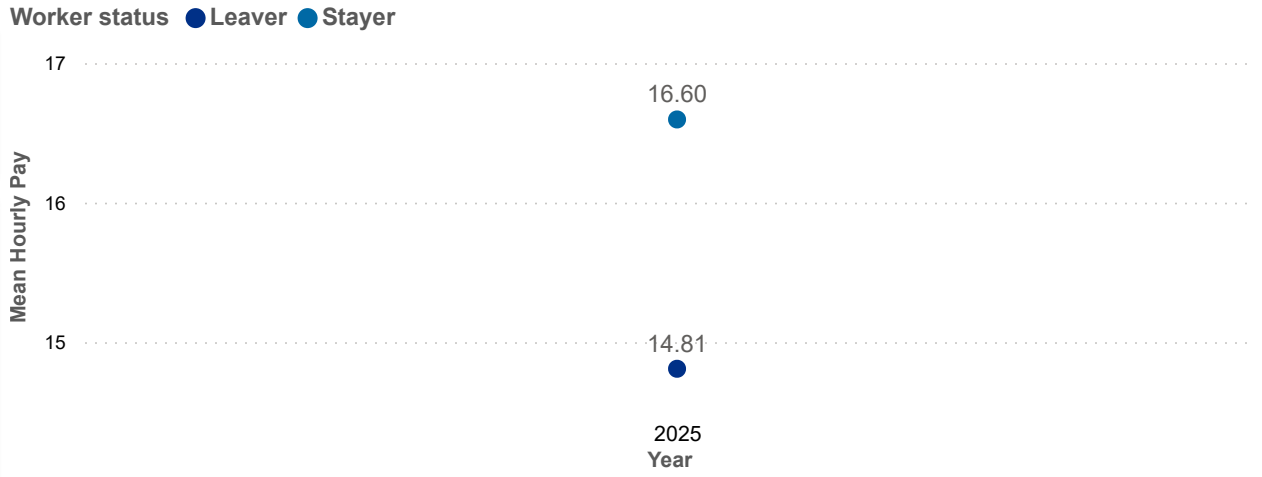
202512 Position Type: All SUTQ Rating: All Total Duration: 0.00 Center Type: All Publicly Funded: All POWER Status: All

SDA>County: SDA 8 Beale Code: All Student Age Group: All POWER Levels: All

### PAY MEAN (USD)



### Salary Mean by Year and Worker Status



### Combined Salary Mean by Year and Worker Status

