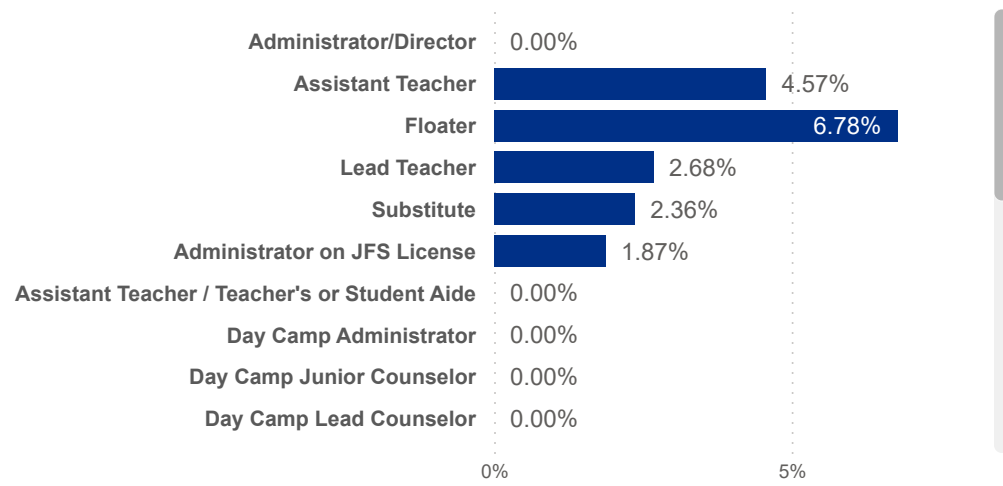




Date:
 Program Type:
 Position Type:
 Job Title:
 Teacher Age Group:
 Education:
 Credential:
 TEACH Status:
 TEACH Models:

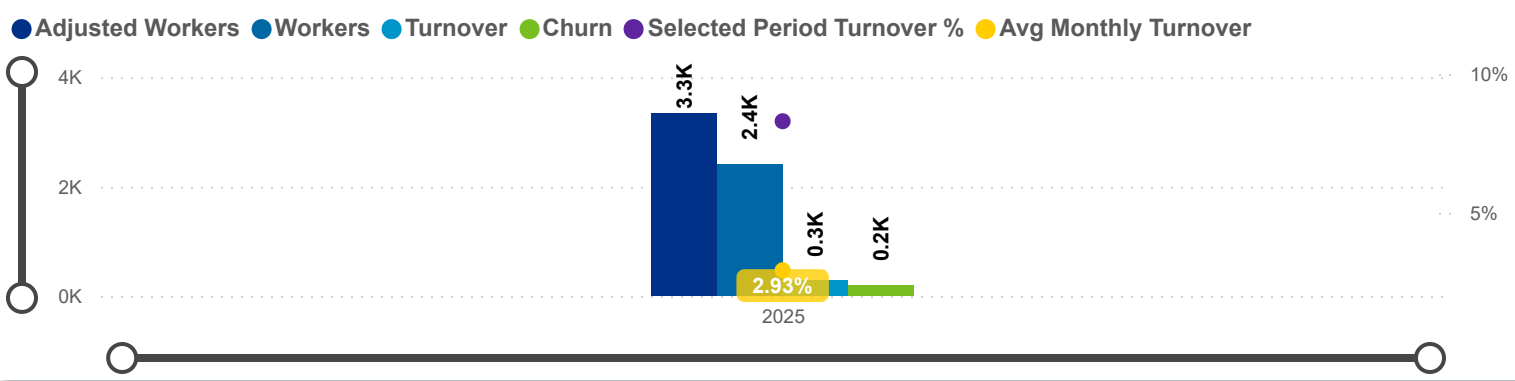
SDA>County:
 SUTQ Rating:
 Total Duration:
 Center Type:
 Beale Code:
 Publicly Funded:
 Student Age Group:
 POWER Status:
 POWER Levels:

Avg Monthly Turnover Rates by Job Title

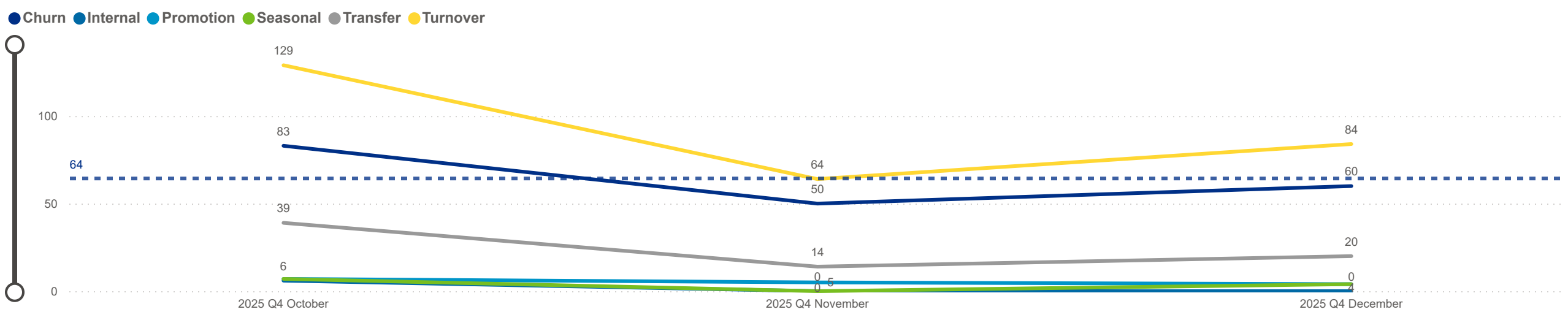


Avg Monthly Turnover	Adjusted Workers	Total Leaver	Total Stayer	Sel Period Turnover
2.93%	3,338	191	3,147	8.30%

Avg Monthly Turnover and Number of Workers



Categorization by Time Series





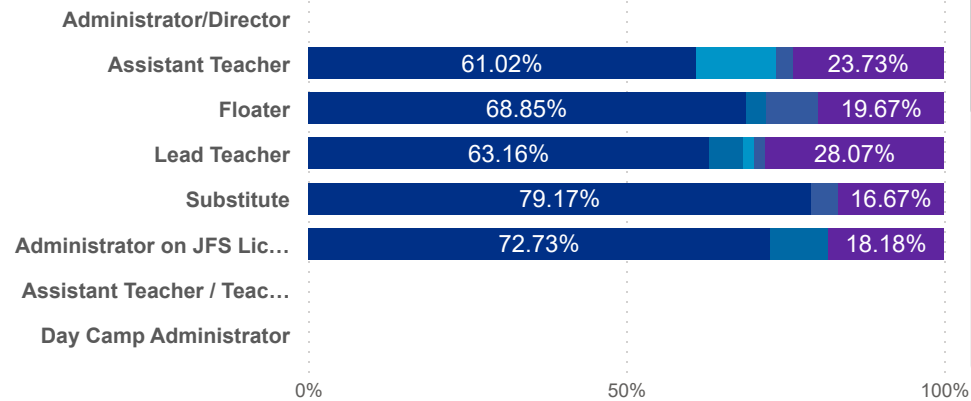
Date: Program Type:
 Job Title: Teacher Age Group: Education: TEACH Status:

Date: Position Type:
 SUTQ Rating: Total Duration: Center Type: Publicly Funded: POWER Status:

SDA>County: Beale Code: Student Age Group: POWER Levels:

Job Change Reasons by Job Title

● Churn ● Internal ● Promotion ● Seasonal ● Transfer



Avg Monthly Churn

2.04%

Adjusted Workers

3,338

Workload Median

4.80

Pay Median USD / hr

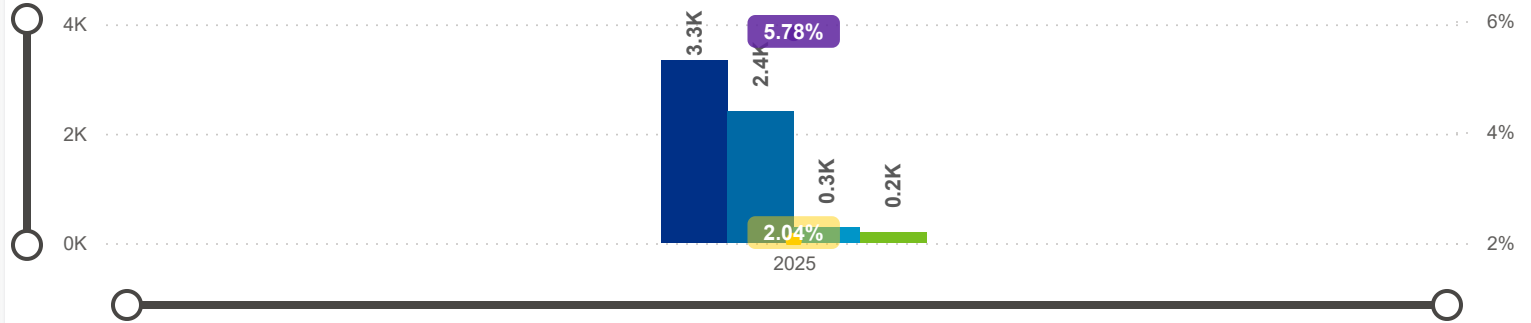
14.00

Avg ECE Duration

5.37

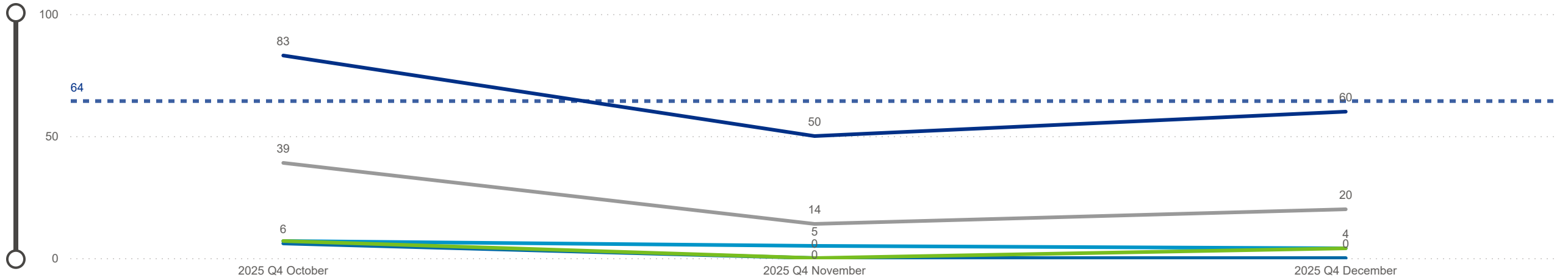
Avg Monthly Churn and Number of Workers

● Adjusted Workers ● Workers ● Turnover ● Churn ● Selected Period Churn % ● Avg Monthly Churn

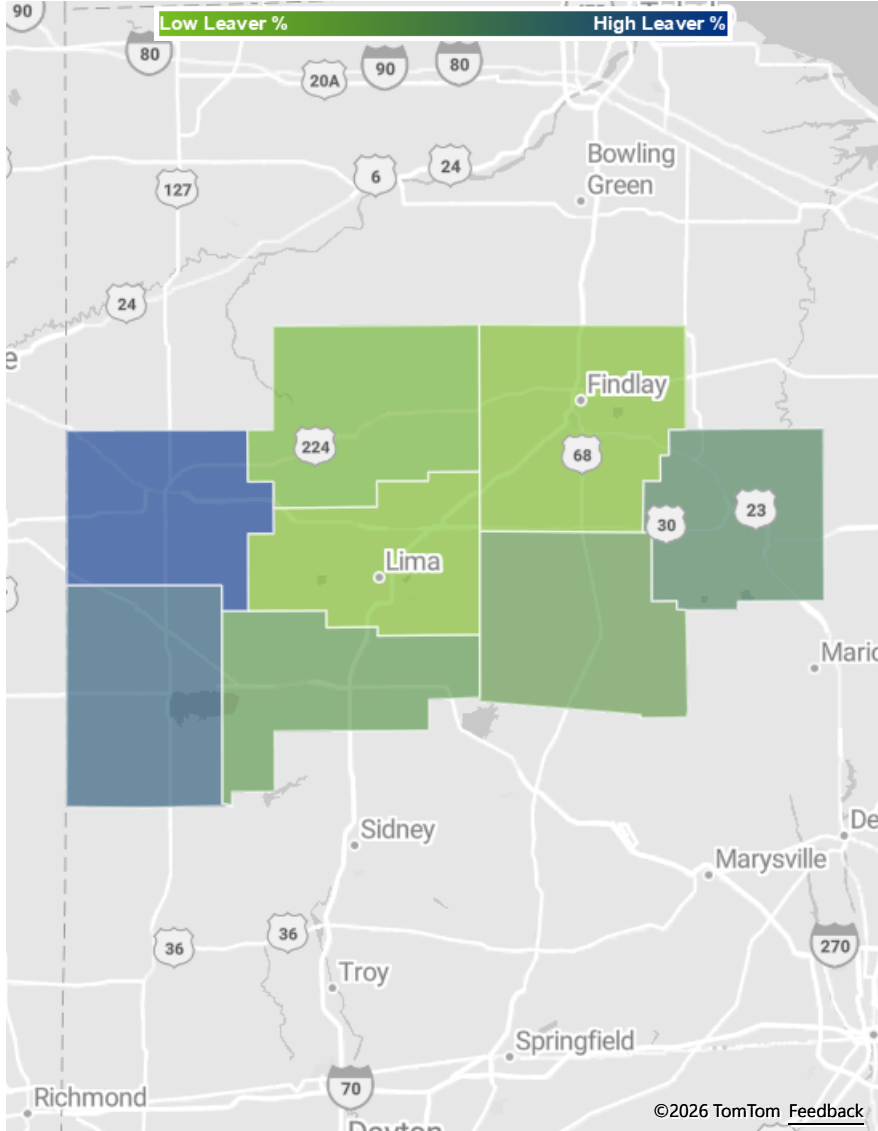


Categorization by Time Series

● Churn ● Internal ● Promotion ● Seasonal ● Transfer

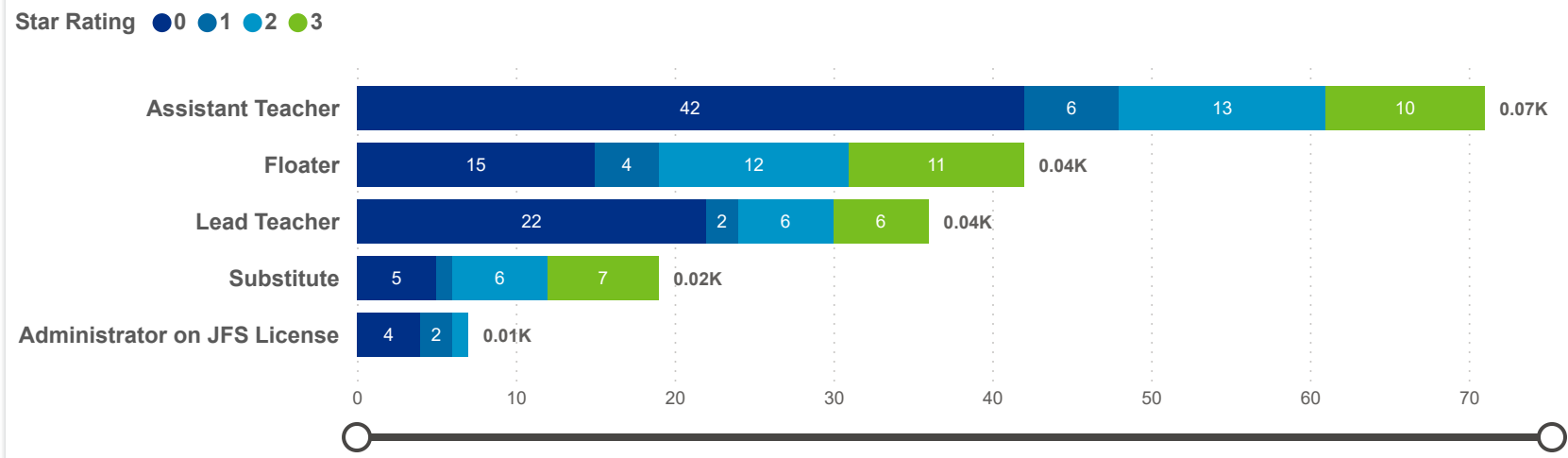


Date: 202510 | Program Type: Multiple select... | Job Title: All | Teacher Age Group: All | Education: All | TEACH Status: All
 202512 | Position Type: All | SUTQ Rating: All | Total Duration: 0.00 | Center Type: All | Publicly Funded: All | POWER Status: All
 SDA>County: SDA 7 | Beale Code: All | Student Age Group: All | POWER Levels: All



ADJUSTED WORKERS	TOTAL LEAVER	TOTAL STAYER	SELECTED PERIOD CHURN %
3,338	191	3,147	5.72%

Leaver by Job Title and Star Rating



County	Adjusted Workers	Workers	Workers %	Total Leaver	Total Stayer	Selected Period Churn %	Stayer %	Avg Monthly Churn	Selected Period Turnover %	Avg Monthly Turnover	Workload Median	Avg Star Rating
Hardin OH	241	164	6.80%	16	225	6.64%	93.36%	2.45%	7.88%	2.73%	4.94	2.28
Van Wert OH	200	159	6.59%	29	171	14.50%	85.50%	5.23%	18.50%	6.68%	6.20	2.01
Allen OH	1,172	735	30.49%	40	1,132	3.41%	96.59%	1.21%	6.74%	2.39%	3.25	1.66
Hancock OH	751	584	24.22%	27	724	3.60%	96.40%	1.26%	6.13%	2.15%	5.32	1.30
Auglaize OH	251	193	8.00%	17	234	6.77%	93.23%	2.39%	7.97%	2.81%	5.75	1.14
Mercer OH	310	256	10.62%	37	273	11.94%	88.06%	4.29%	14.19%	5.10%	6.00	1.10
Wyandot OH	145	120	4.98%	13	132	8.97%	91.03%	3.13%	10.34%	3.61%	5.23	0.83
Putnam OH	268	232	9.62%	12	256	4.48%	95.52%	1.69%	6.34%	2.21%	4.89	0.44
Total	3,338	2,411	100.00%	191	3,147	5.72%	94.28%	2.04%	8.30%	2.93%	4.80	1.42



Date:	202510	Program Type:	Multiple select... ▾	Job Title:	All ▾	Teacher Age Group:	All ▾	Education:	All ▾	TEACH Status:	All ▾
	202512	Position Type:	All ▾					Credential:	All ▾	TEACH Models:	All ▾
SDA>County:	SDA 7 ▾	SUTQ Rating:	All ▾	Total Duration:	0.00	Center Type:	All ▾	Publicly Funded:	All ▾	POWER Status:	All ▾
					100.00	Beale Code:	All ▾	Student Age Group:	All ▾	POWER Levels:	All ▾

NUMBER OF WORKERS		AVG ECE DURATION (In Years)		HOURLY WAGE BANDS (USD)	
TOTAL LEAVER	TOTAL STAYER	LEAVER	STAYER	LEAVER (Hourly Wage MED)	STAYER (Hourly Wage MED)
191	3,147				



Date: Program Type:
 Job Title: Teacher Age Group: Education: TEACH Status:

Date: Position Type:
 SUTQ Rating: Total Duration: Center Type: Publicly Funded: POWER Status:

SDA>County: Beale Code: Student Age Group: POWER Levels:

NUMBER OF WORKERS

AVG ECE DURATION (In Years)

HOURLY WAGE BANDS (USD)

LEAVER

STAYER

5.72%

94.28%

LEAVER

STAYER

3.80

5.46

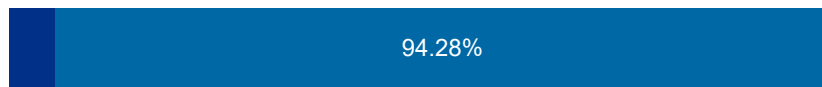
LEAVER (Hourly Wage MED)

STAYER (Hourly Wage MED)

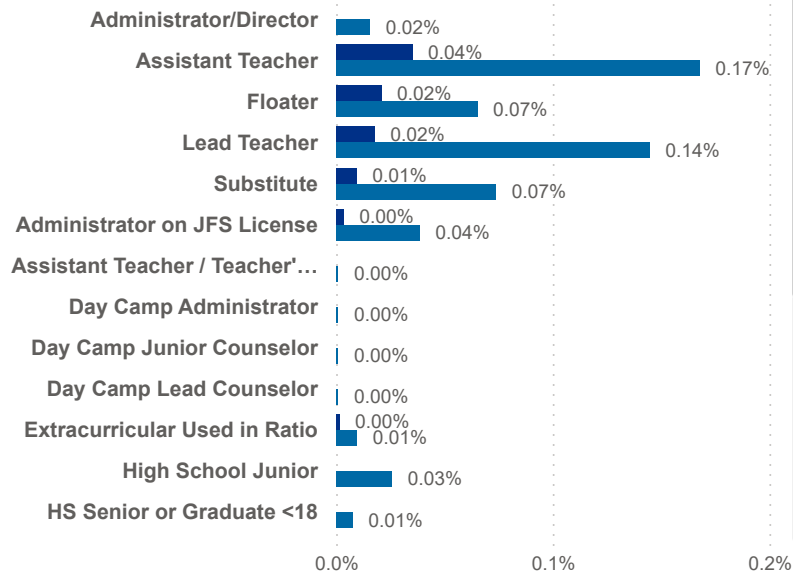
13.00

14.00

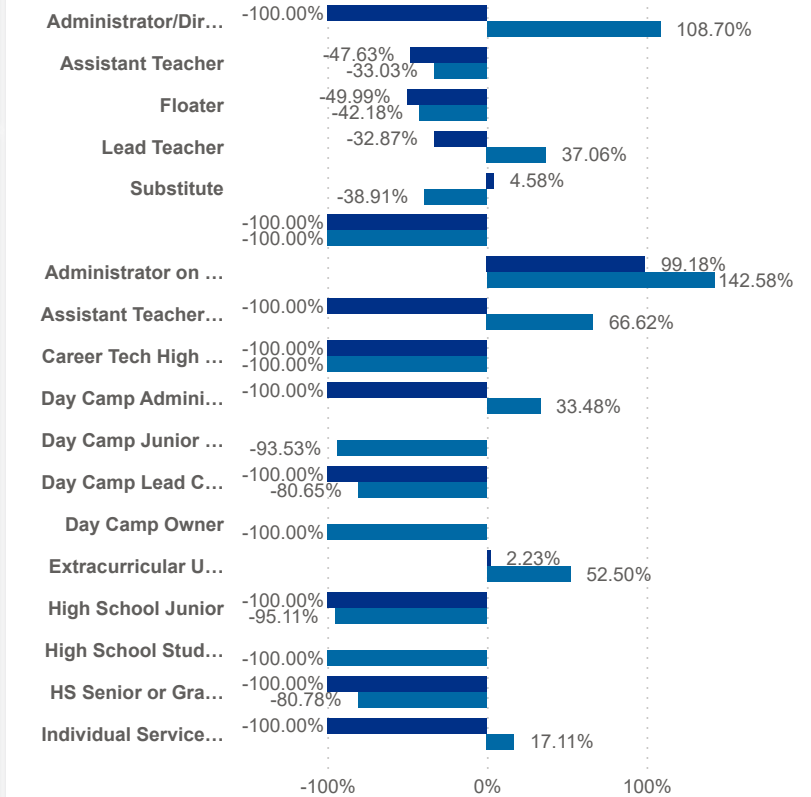
Leaver % Stayer %



Worker Status: Leaver Stayer



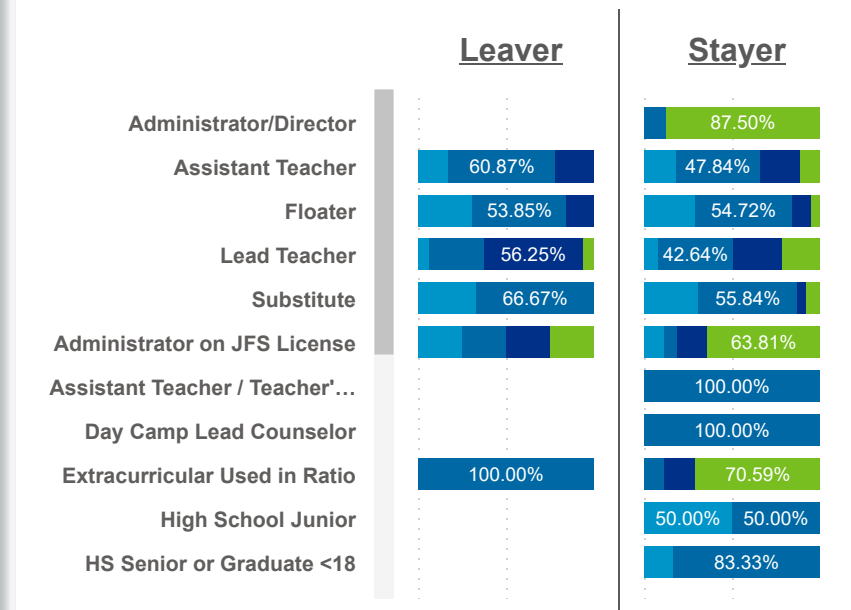
Worker Status: Leaver Stayer



Wage Bands: < 10 10 < .. < 11.6 11.6 < .. < 14 > 14



Wage Bands: < 10 10 < .. < 11.6 11.6 < .. < 14 > 14





Date: Program Type:
 Job Title: Teacher Age Group: Education: TEACH Status:

Date: Position Type:
 SUTQ Rating: Total Duration: Center Type: Publicly Funded: POWER Status:

SDA>County: Beale Code: Student Age Group: POWER Levels:

LEAVER (Avg Career Duration)

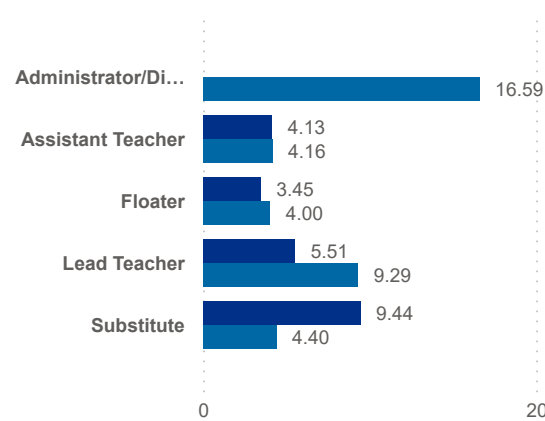
5.54

STAYER (Avg Career Duration)

8.18

Avg Career Duration by Job Title

Worker Status: ● Leaver ● Stayer



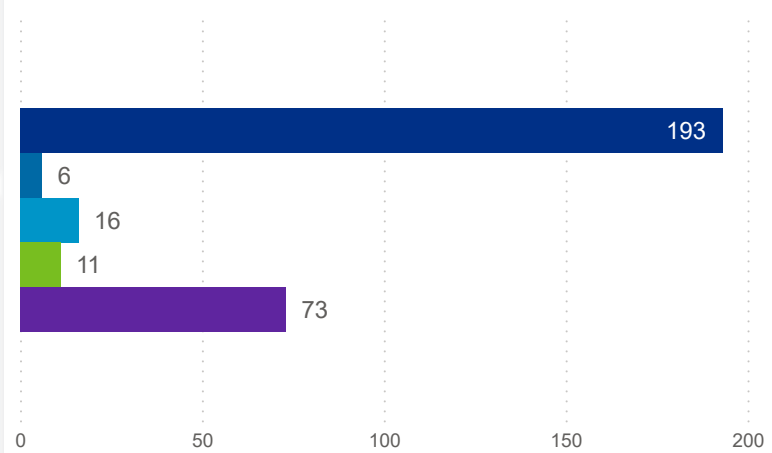
County	Job Title	Longest Serving Profile	\$ / hr	Seniority	Workload	Star Rating (Mea
Allen	Administrator/Director	4.25		Early	16.20	C
Auglaize	Administrator/Director	1.50		Early	7.36	2
Hancock	Administrator/Director	3.02		Early	7.56	1
Hardin	Administrator/Director	2.75		Early	8.73	1
Mercer	Administrator/Director	2.13		Early	6.60	2
Van Wert	Administrator/Director	4.19		Early	5.08	3
Wyandot	Administrator/Director	2.25		Early	10.20	C
Allen	Administrator/Director	4.56	13.00	Early	9.00	C
Van Wert	Administrator/Director	0.25	26.79	Early	36.00	C
Putnam	Administrator/Director	3.20	30.00	Early	10.00	3
Allen	Administrator/Director	2.66		Mid	4.58	3

TOTAL STAYER

3,147

Turnover Reasons

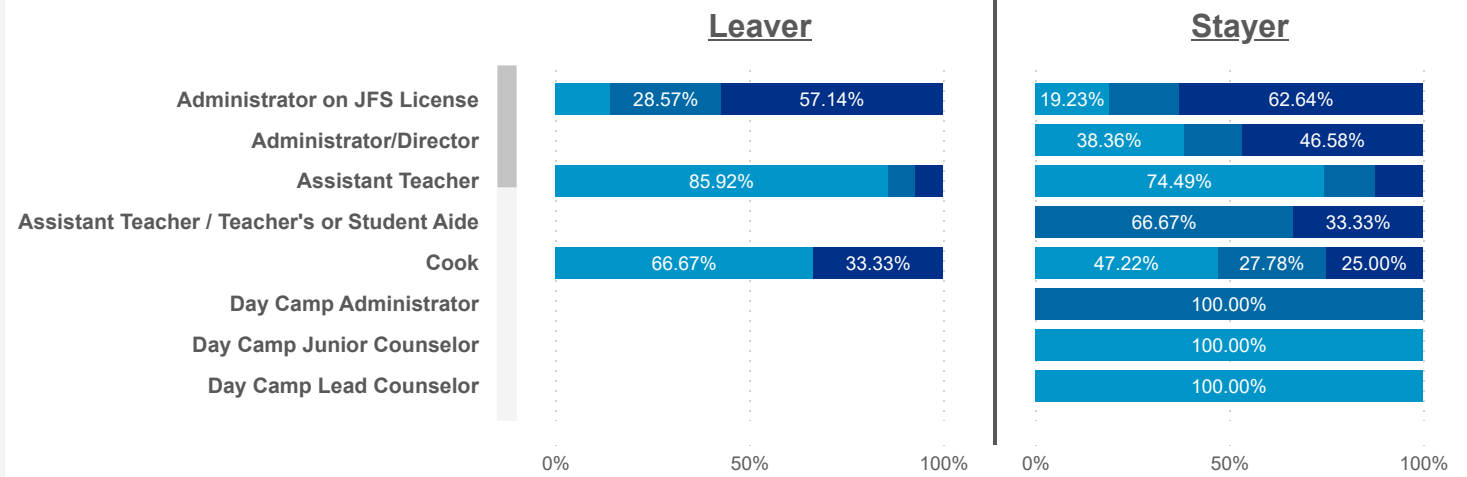
● Churn ● Internal ● Promotion ● Seasonal ● Transfer



STAYER (Promotion)

16

Seniority: ● Early ● Mid ● Senior





Date: Program Type:
 Job Title: Teacher Age Group: Education: TEACH Status:

Date: Position Type:
 SUTQ Rating: Total Duration: Center Type: Publicly Funded: POWER Status:

SDA>County: Beale Code: Student Age Group: POWER Levels:

LEAVER (Avg Career Duration)

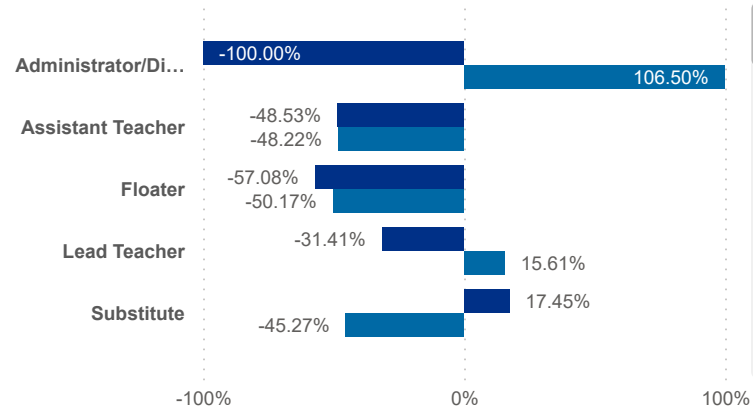
5.54

STAYER (Avg Career Duration)

8.18

Avg Career Duration by Job Title vs Mean

Worker Status: ● Leaver ● Stayer



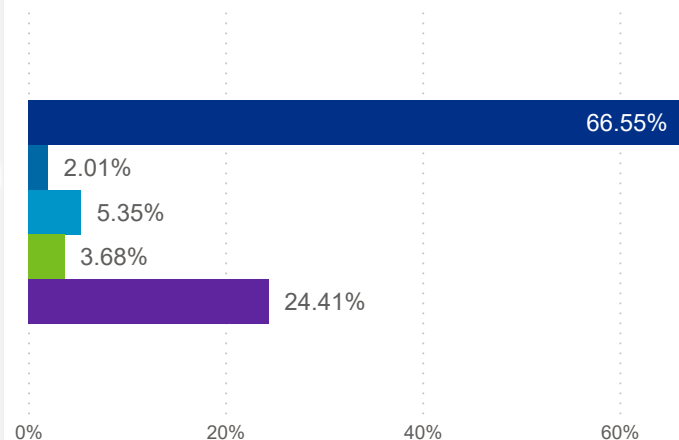
County	Job Title	Longest Serving Profile	\$ / hr	Seniority	Workload	Star Rating (mean)
Putnam	Assistant Teacher	0.02	14.02	Early	7.50	0.0
Hancock	Lead Teacher	0.03	16.50	Mid	4.48	0.0
Allen	Administrator on JFS License	0.04	15.15	Senior	15.60	2.0
Hancock	Extracurricular Not Used in Ratio	0.04		Senior	5.66	3.0
Hancock	Assistant Teacher	0.05	15.00	Mid	4.95	0.0
Putnam	Floater	0.05	13.00	Early	6.81	2.0
Van Wert	Assistant Teacher	0.06	16.40	Early	3.38	3.0
Hardin	Assistant Teacher	0.06	16.30	Early	3.25	3.0
Auglaize	High School Junior	0.06		Early	5.31	2.0
Van Wert	Assistant Teacher	0.07	16.24	Mid	3.64	3.0
Hardin	Administrator on JFS License	0.07	17.00	Early	11.00	0.0

TOTAL STAYER

3,147

Turnover Reasons

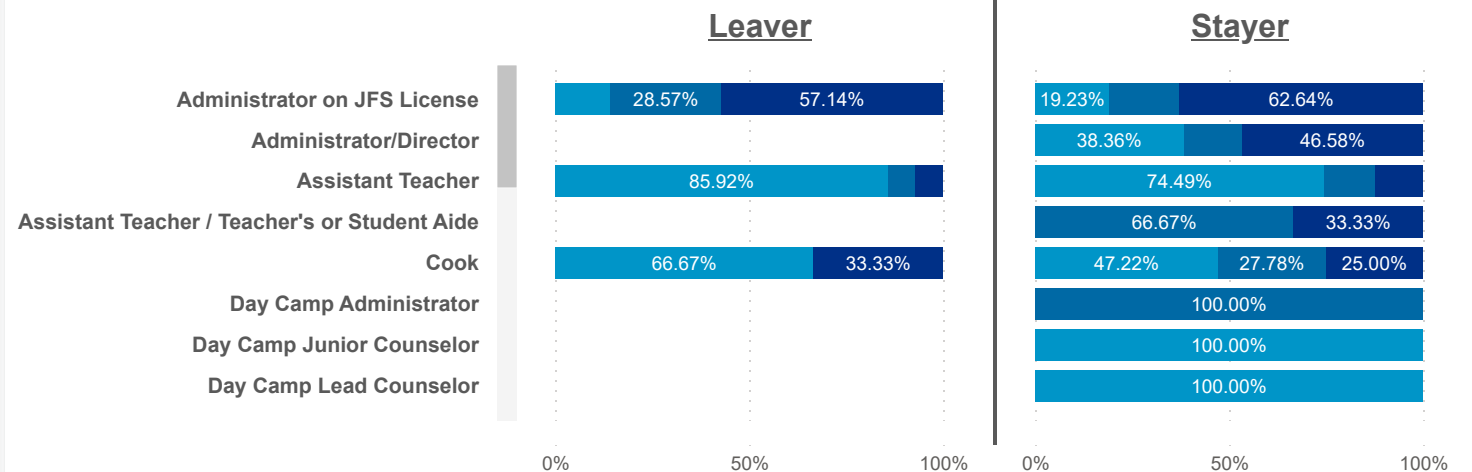
● Churn ● Internal ● Promotion ● Seasonal ● Transfer



STAYER (Promotion)

16

Seniority: ● Early ● Mid ● Senior





Date: Program Type:
 Job Title: Teacher Age Group: Education: TEACH Status:

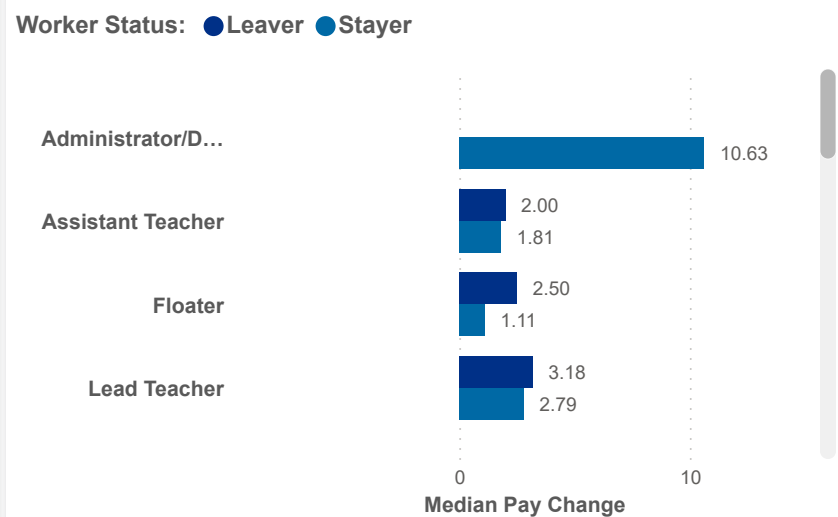
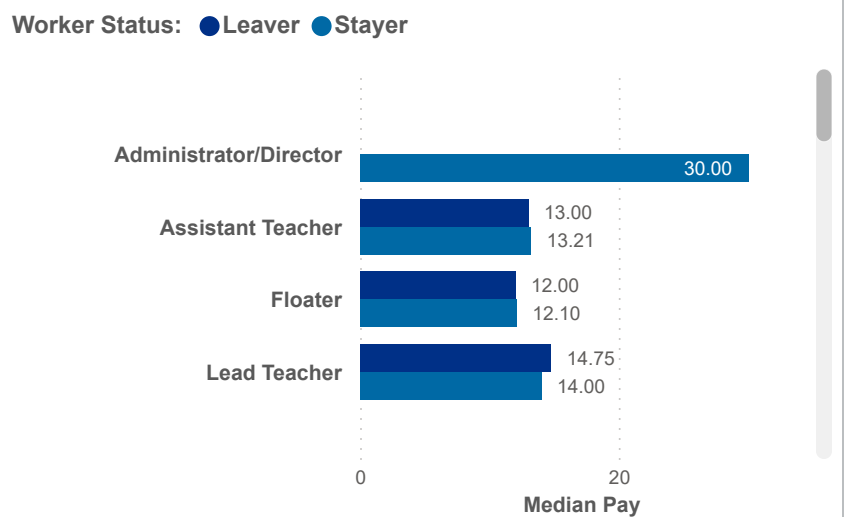
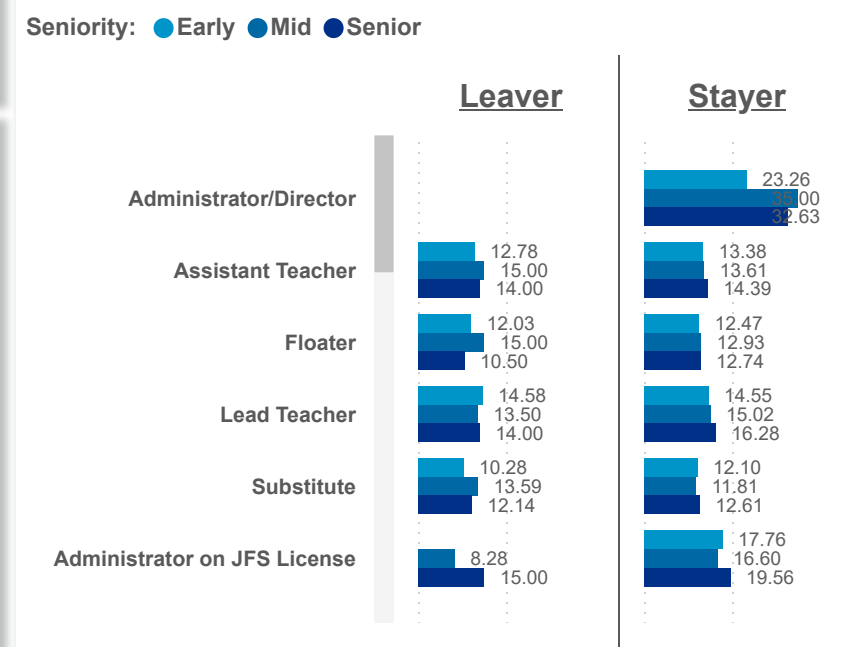
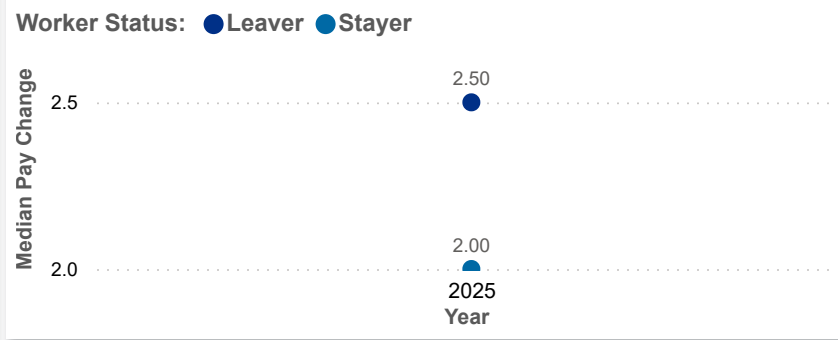
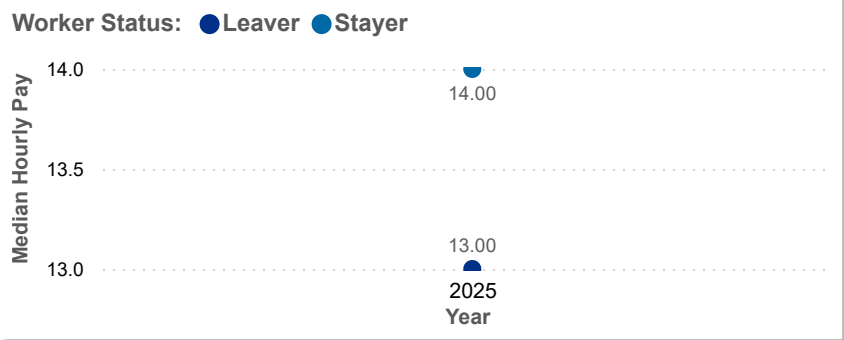
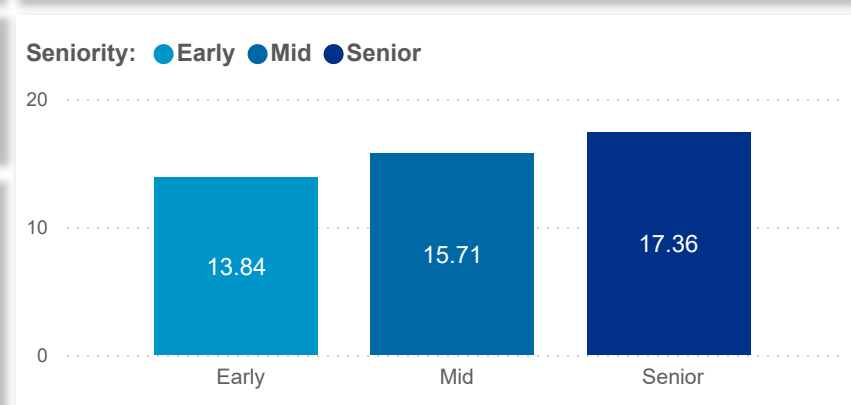
Date: Position Type:
 SUTQ Rating: Total Duration: Center Type: Publicly Funded: POWER Status:

SDA>County: Total Duration: Beale Code: Student Age Group: POWER Levels:

PAY MEDIAN (USD)

PAY PROGRESSION (USD)

PAY & CAREER SENIORITY (USD)





Date: Program Type:
 Job Title: Teacher Age Group: Education: TEACH Status:

Date: Position Type:
 SUTQ Rating: Total Duration: Center Type: Publicly Funded: POWER Status:

SDA>County: Beale Code: Student Age Group: POWER Levels:

PAY MEDIAN (USD)

LEAVER

13.00

STAYER

14.00

PAY PROGRESSION (USD)

LEAVER

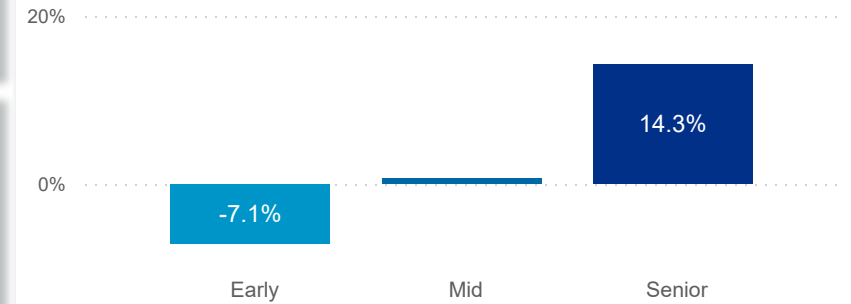
0.86

STAYER

0.77

PAY & CAREER SENIORITY (USD)

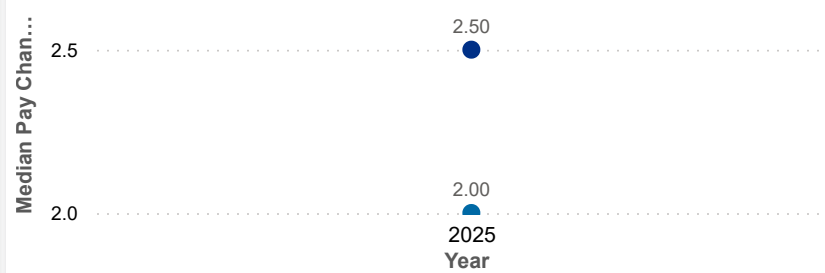
Seniority: ● Early ● Mid ● Senior



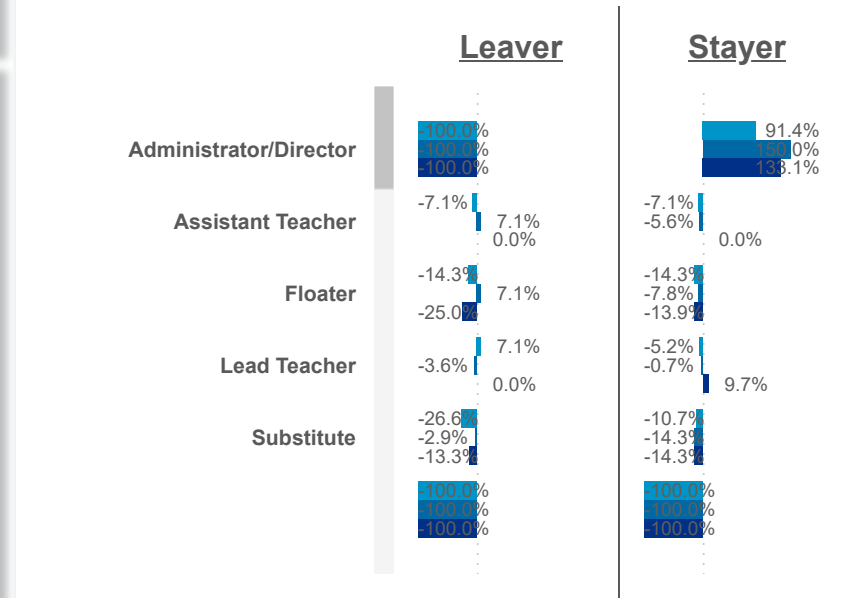
Worker Status: ● Leaver ● Stayer



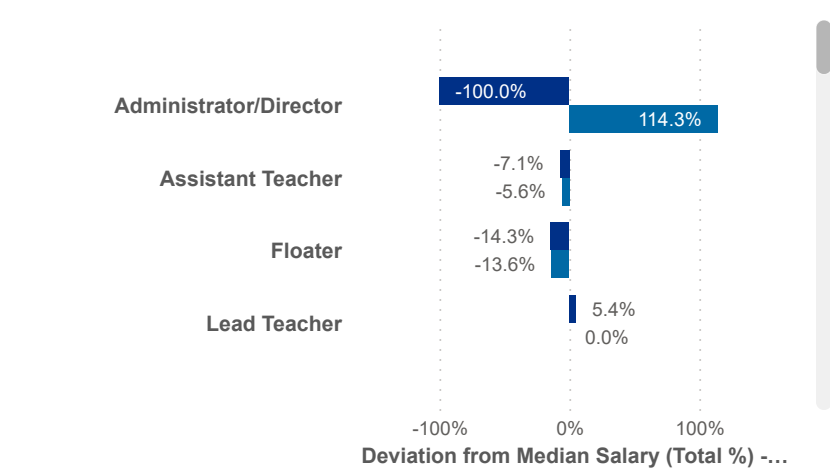
Worker Status: ● Leaver ● Stayer



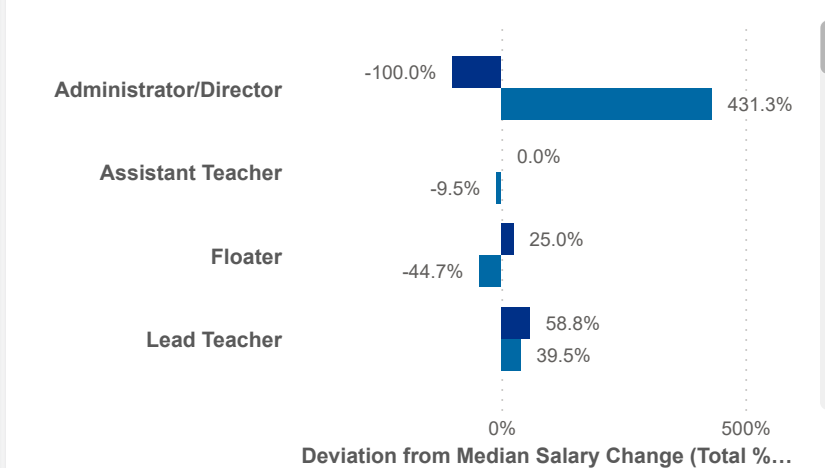
Seniority: ● Early ● Mid ● Senior



Worker Status: ● Leaver ● Stayer



Worker Status: ● Leaver ● Stayer





Date: Program Type:
 Job Title: Teacher Age Group: Education: TEACH Status:

Date: Position Type:
 SUTQ Rating: Total Duration: Center Type: Publicly Funded: POWER Status:

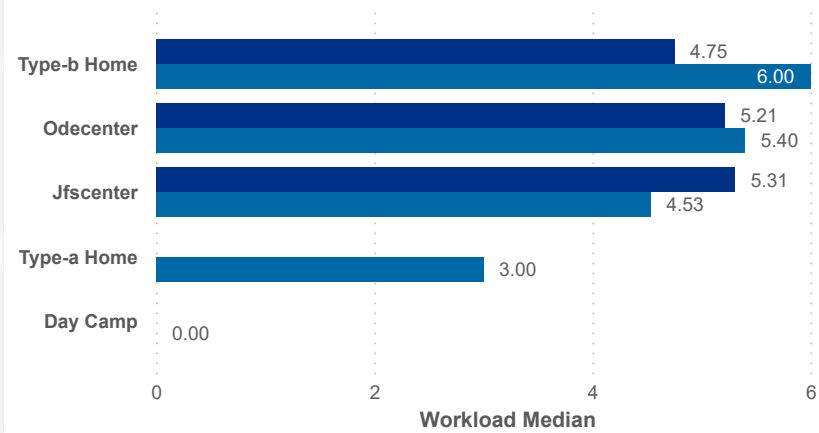
SDA>County: Beale Code: Student Age Group: POWER Levels:

Workload Median (Total)

4.80

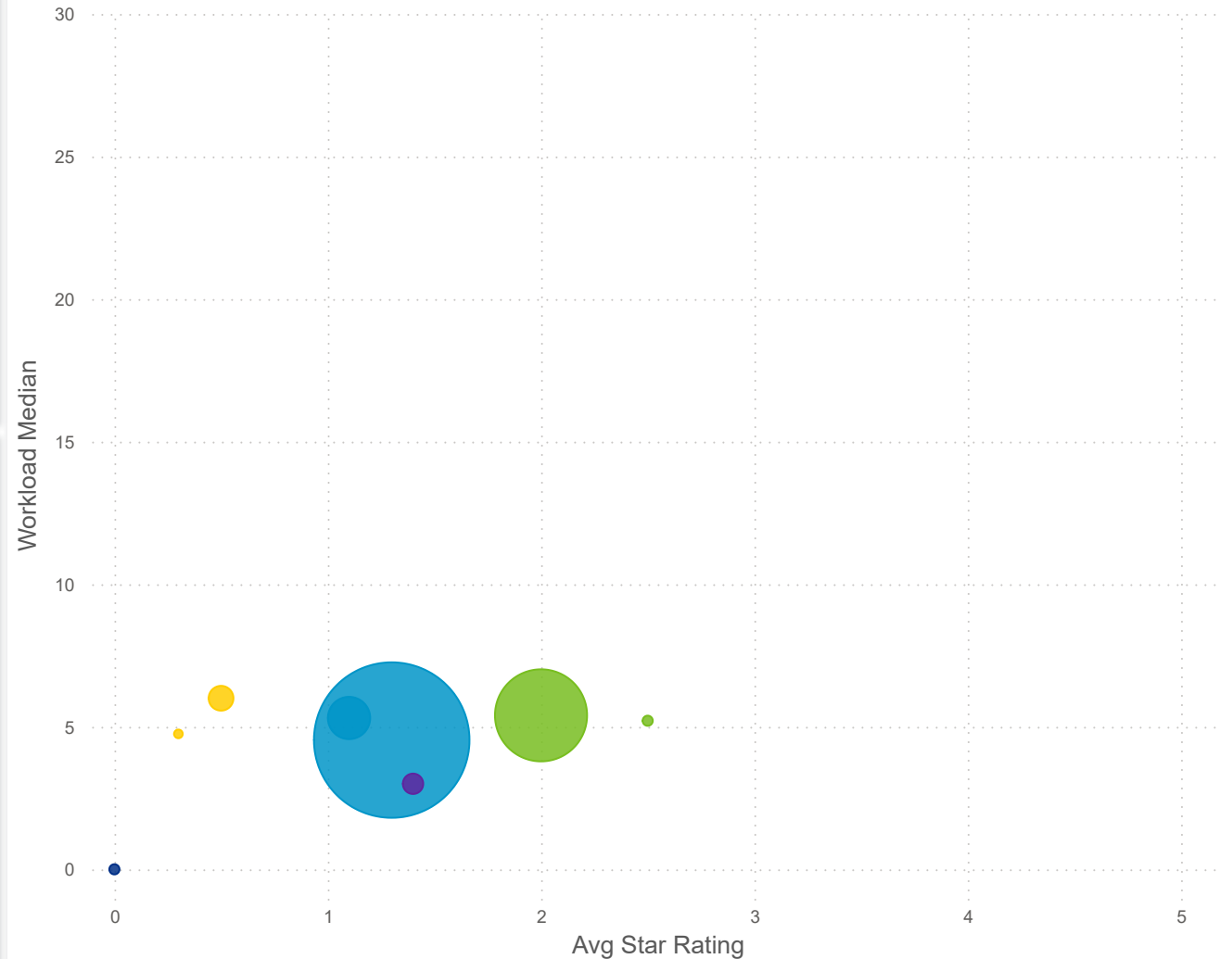
Workload Median

Worker status ● Leaver ● Stayer



Star Rating Mean, Workload Median, and Number of Users by Worker Status and Center Type

Center Type: ● Day Camp ● Jfscenter ● Odecenter ● Type-a Home ● Type-b Home



Workload Median (Leaver)

5.31

Workload Median (Stayer)

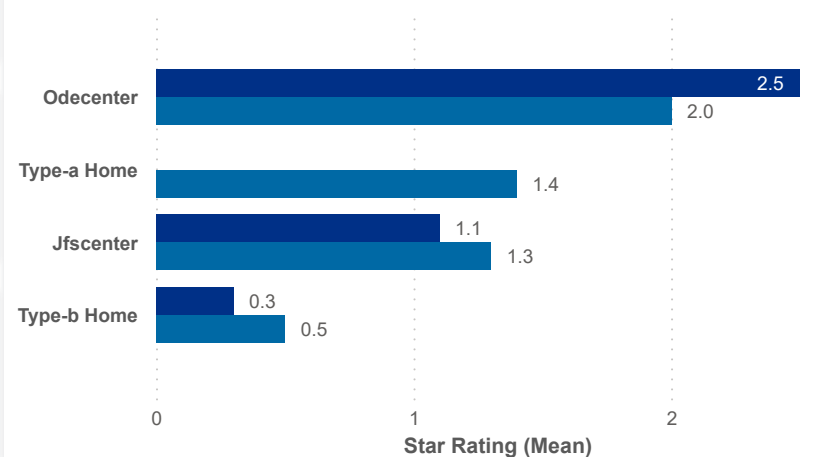
4.70

Star Rating Mean (Total)

1.4

Star Rating Mean

Worker status ● Leaver ● Stayer



Star Rating Mean (Leaver)

1.1

Star Rating Mean (Stayer)

1.4



Date: Program Type:
 Job Title: Teacher Age Group: Education: TEACH Status:

Date: Position Type:
 SUTQ Rating: Total Duration: Center Type: Publicly Funded: POWER Status:

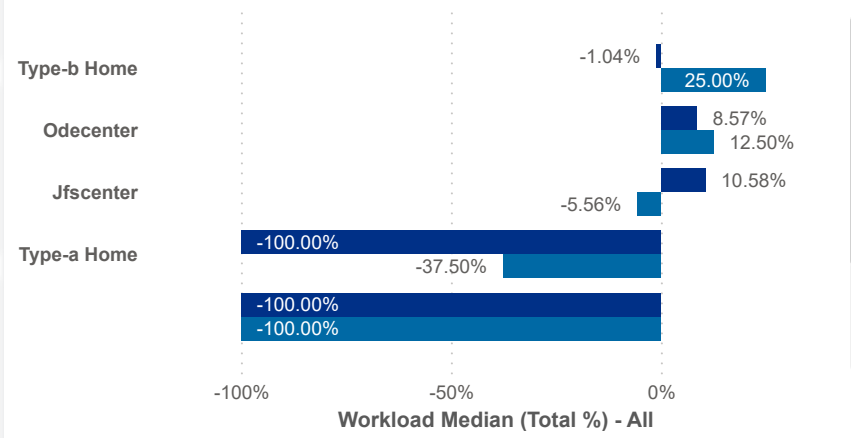
SDA>County: Beale Code: Student Age Group: POWER Levels:

Workload Median (Total)

4.80

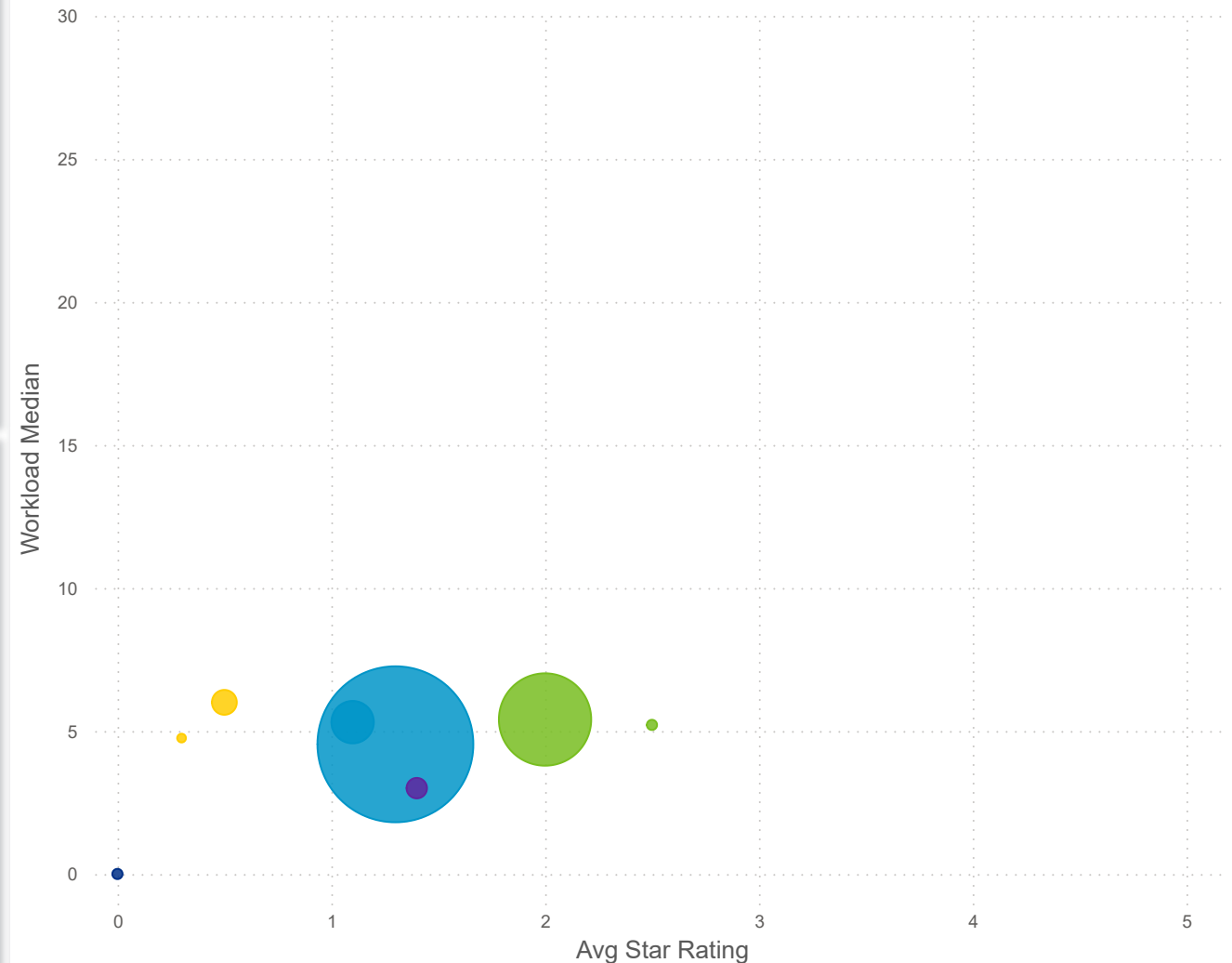
Workload Median (Total %)

Worker status ● Leaver ● Stayer



Star Rating Mean, Workload Median, and Number of Users by Worker Status and Center Type

Center Type: ● Day Camp ● Jfscenter ● Odecenter ● Type-a Home ● Type-b Home



Workload Median (Leaver)

5.31

Workload Median (Stayer)

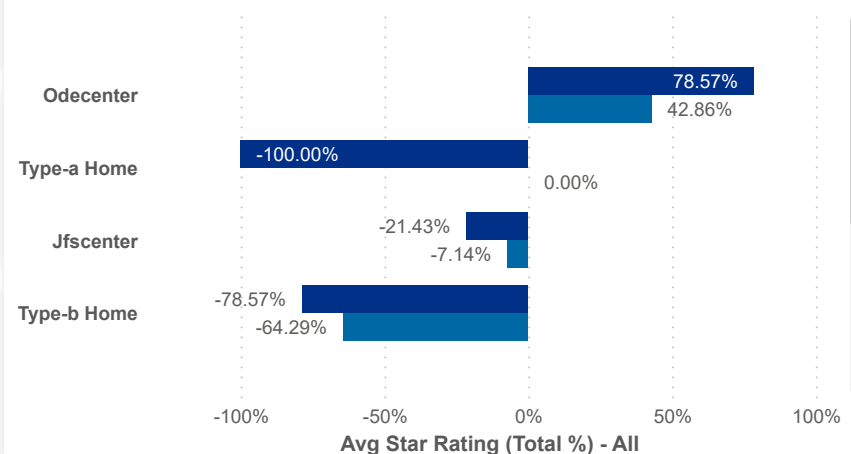
4.70

Star Rating Mean (Total)

1.4

Star Rating Mean (Total %)

Worker status ● Leaver ● Stayer



Star Rating Mean (Leaver)

1.1

Star Rating Mean (Stayer)

1.4

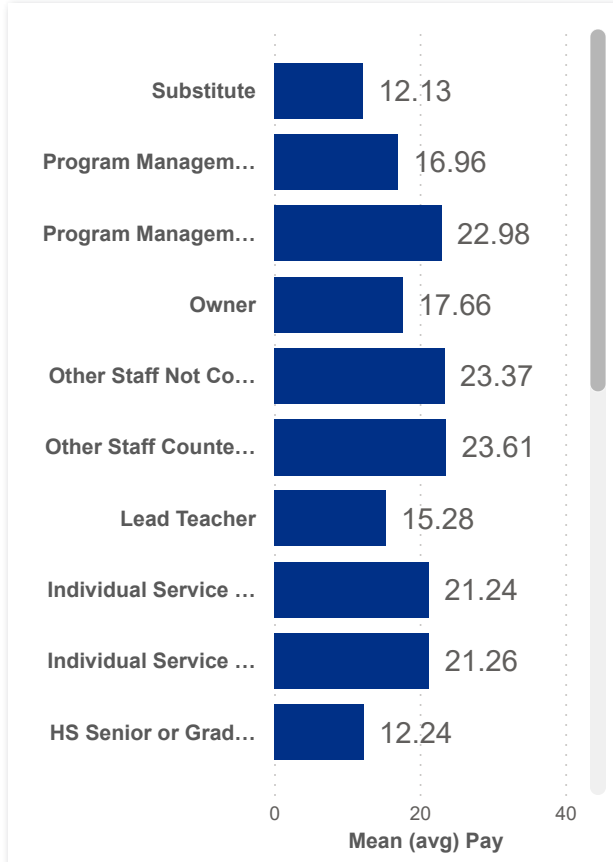
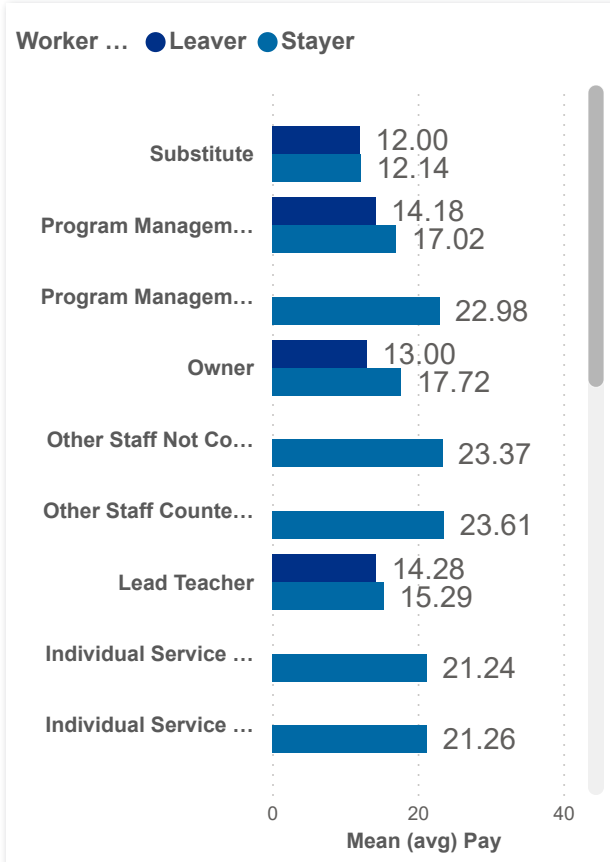
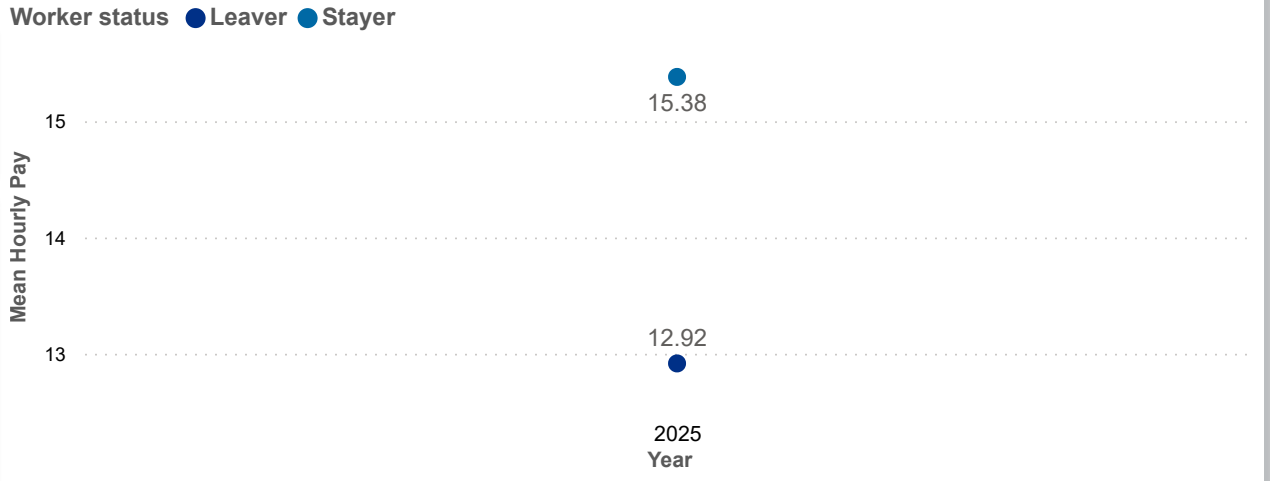


Date: 202510 Program Type: Multiple select...
 202512 Position Type: All
 Job Title: All Teacher Age Group: All
 Education: All
 Credential: All
 TEACH Status: All
 TEACH Models: All
 SDA>County: SDA 7 SUTQ Rating: All Total Duration: 0.00
 100.00 Center Type: All Publicly Funded: All
 Beale Code: All Student Age Group: All
 POWER Status: All
 POWER Levels: All

PAY MEAN (USD)

LEAVER	STAYER	COMBINED
12.92	15.38	15.33

Salary Mean by Year and Worker Status



Combined Salary Mean by Year and Worker Status

