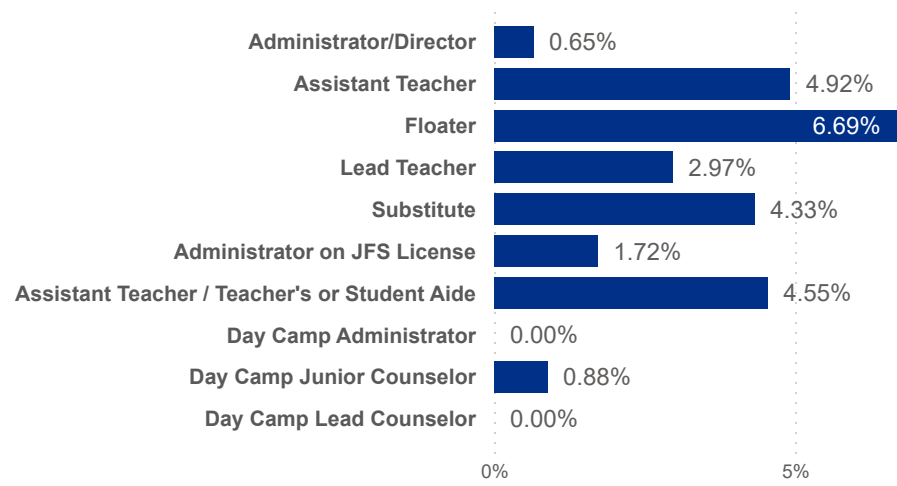




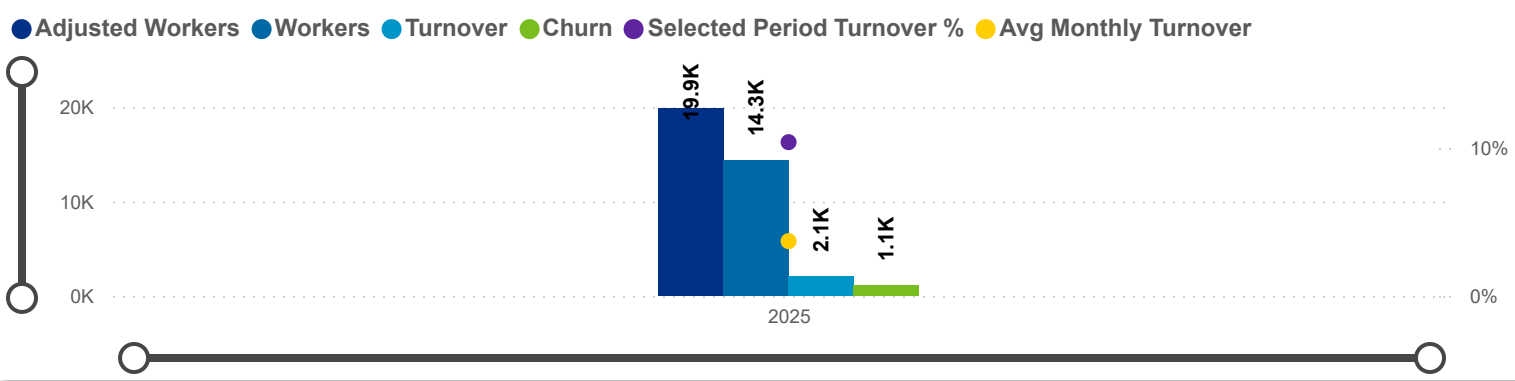
Date: 202510 | Program Type: Multiple select... | Job Title: All | Teacher Age Group: All | Education: All | TEACH Status: All
 202512 | Position Type: All | SUTQ Rating: All | Total Duration: 0.00 | Center Type: All | Publicly Funded: All | POWER Status: All
 SDA>County: SDA 6 | Beale Code: All | Student Age Group: All | POWER Levels: All

Avg Monthly Turnover Rates by Job Title

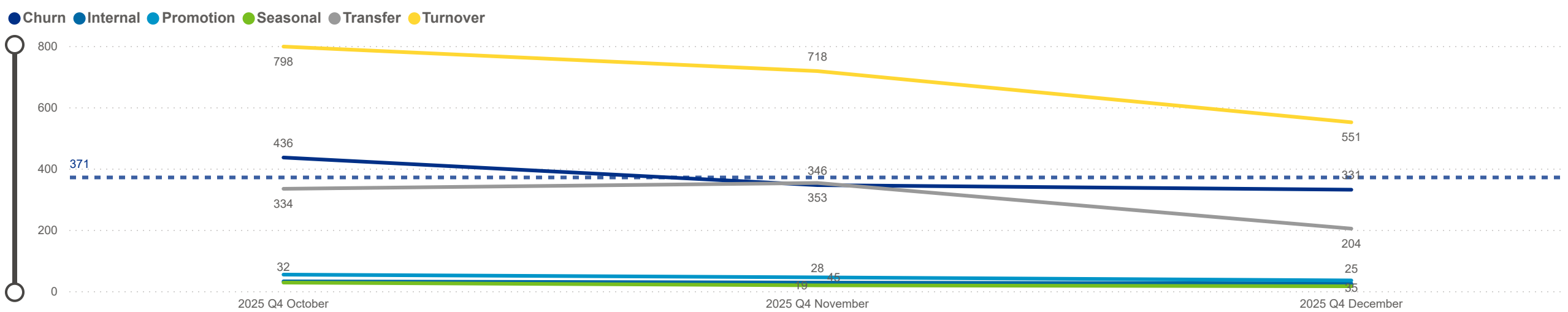


Avg Monthly Turnover	Adjusted Workers	Total Leaver	Total Stayer	Sel Period Turnover
3.71%	19,887	1,105	18,782	10.39%

Avg Monthly Turnover and Number of Workers



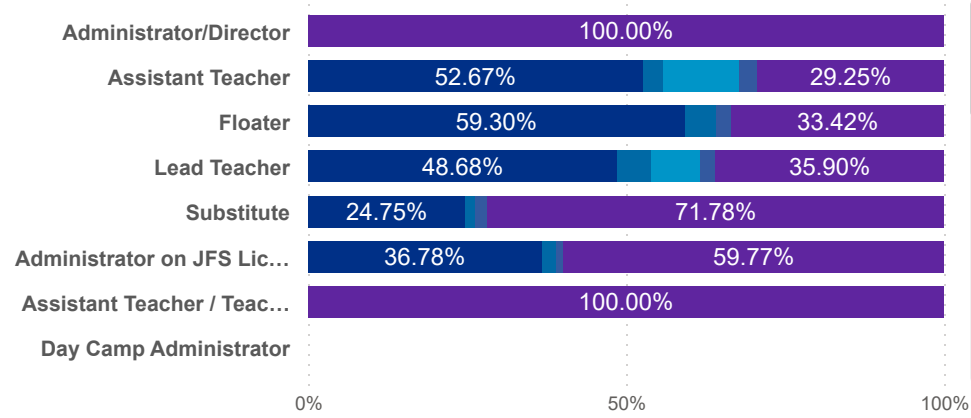
Categorization by Time Series



Date: 202510 | Program Type: Multiple select... | Job Title: All | Teacher Age Group: All | Education: All | TEACH Status: All
 202512 | Position Type: All | SUTQ Rating: All | Total Duration: 0.00 | Center Type: All | Publicly Funded: All | POWER Status: All
 SDA>County: SDA 6 | Beale Code: All | Student Age Group: All | POWER Levels: All

Job Change Reasons by Job Title

● Churn ● Internal ● Promotion ● Seasonal ● Transfer



Avg Monthly Churn

2.00%

Adjusted Workers

19,887

Workload Median

5.37

Pay Median USD / hr

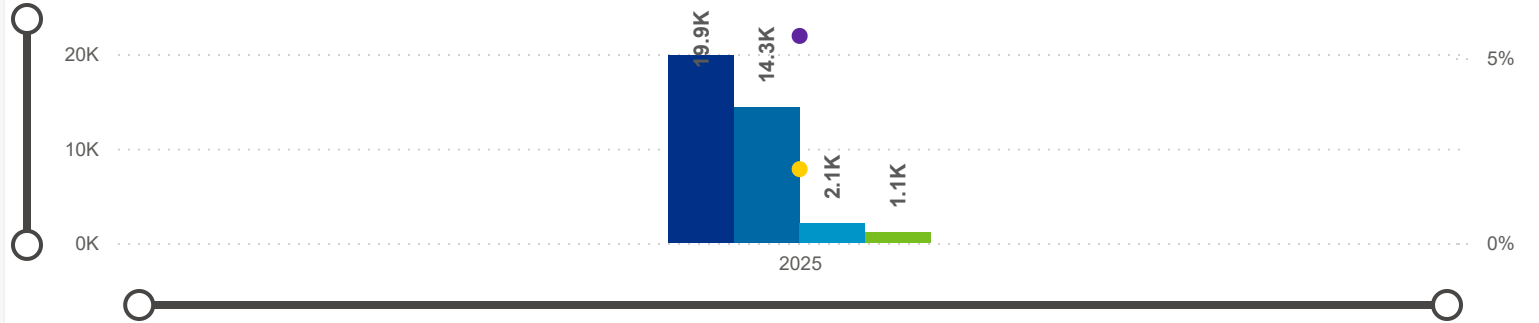
15.50

Avg ECE Duration

5.90

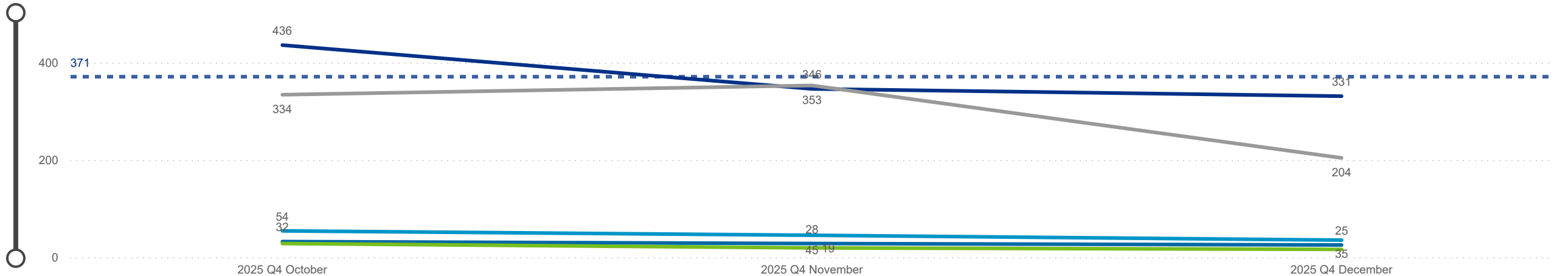
Avg Monthly Churn and Number of Workers

● Adjusted Workers ● Workers ● Turnover ● Churn ● Selected Period Churn % ● Avg Monthly Churn

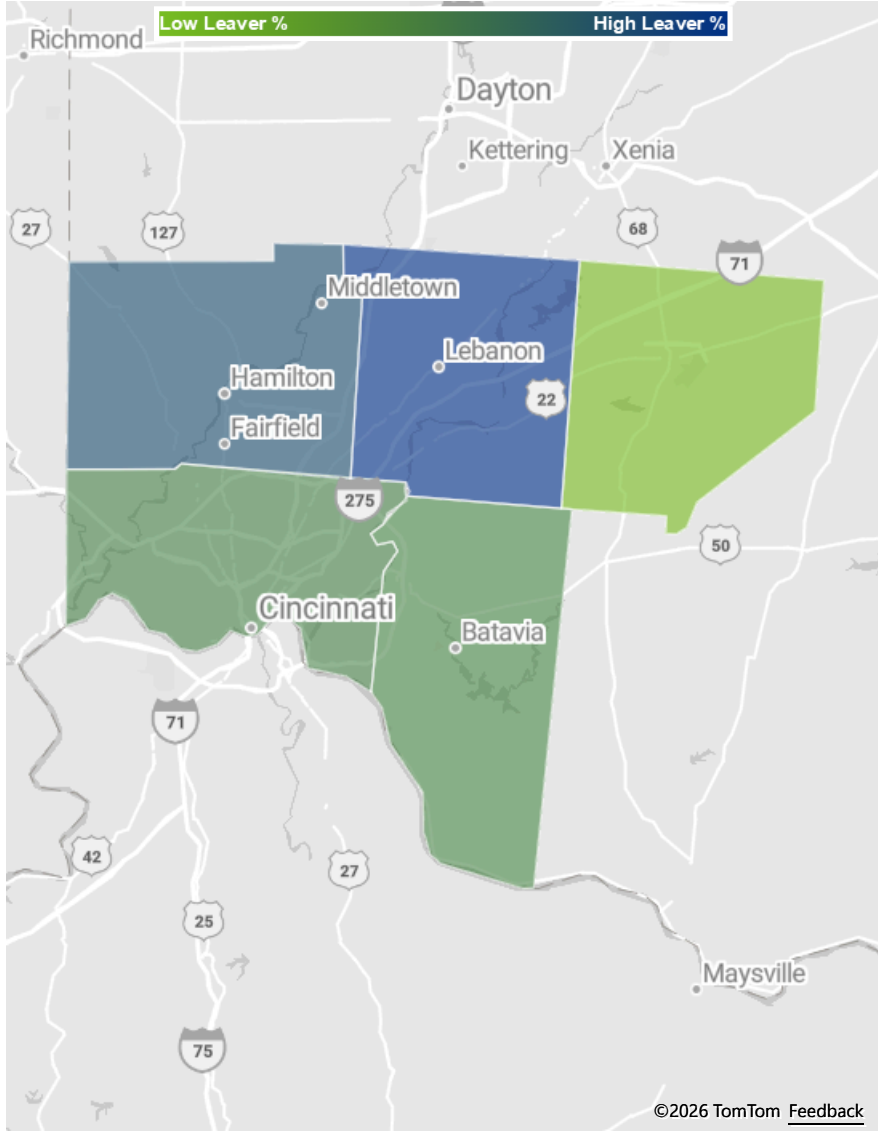


Categorization by Time Series

● Churn ● Internal ● Promotion ● Seasonal ● Transfer

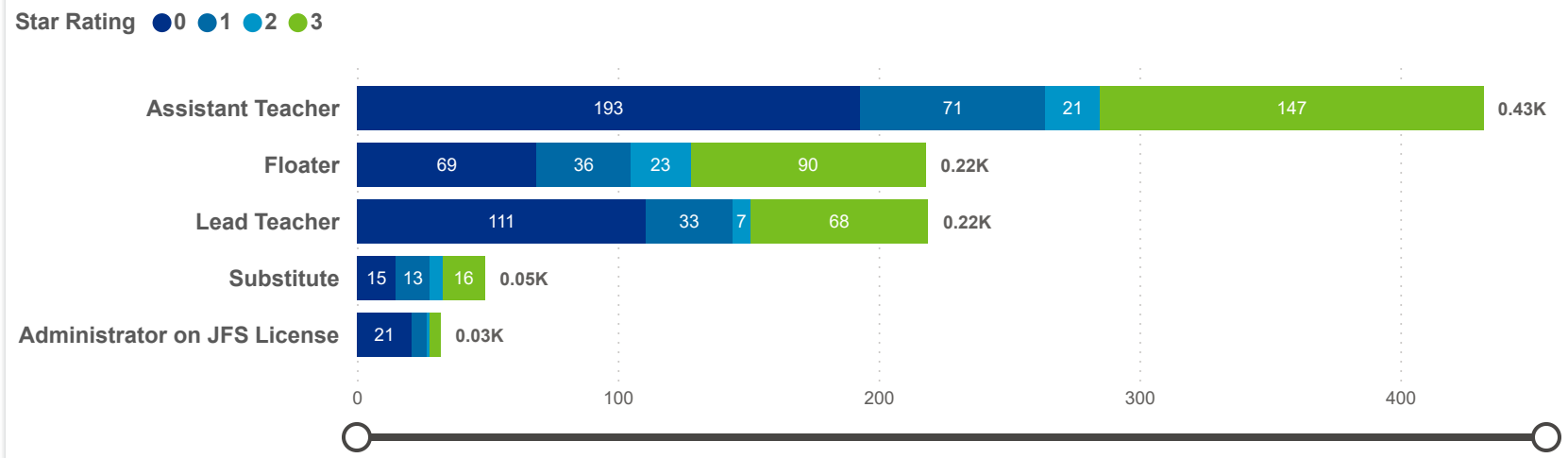


Date: 202510 | Program Type: Multiple select... | Job Title: All | Teacher Age Group: All | Education: All | TEACH Status: All
 202512 | Position Type: All | SUTQ Rating: All | Total Duration: 0.00 | Center Type: All | Publicly Funded: All | POWER Status: All
 SDA>County: SDA 6 | Beale Code: All | Student Age Group: All | POWER Levels: All



ADJUSTED WORKERS 19,887	TOTAL LEAVER 1,105	TOTAL STAYER 18,782	SELECTED PERIOD CHURN % 5.56%
--	-------------------------------------	--------------------------------------	--

Leaver by Job Title and Star Rating



County	Adjusted Workers	Workers	Workers %	Total Leaver	Total Stayer	Selected Period Churn %	Stayer %	Avg Monthly Churn	Selected Period Turnover %	Avg Monthly Turnover	Workload Median	Avg Star Rating
Clinton OH	245	187	1.30%	9	236	3.67%	96.33%	1.25%	4.08%	1.39%	4.85	1.39
Butler OH	3,093	2,434	16.97%	199	2,894	6.43%	93.57%	2.30%	11.35%	4.06%	5.53	1.28
Clermont OH	1,667	1,240	8.65%	84	1,583	5.04%	94.96%	1.80%	9.54%	3.41%	5.53	1.25
Hamilton OH	12,443	8,833	61.60%	637	11,806	5.12%	94.88%	1.84%	9.95%	3.54%	5.19	1.25
Warren OH	2,442	1,987	13.86%	176	2,266	7.21%	92.79%	2.64%	12.65%	4.56%	5.82	1.03
Total	19,887	14,339	100.00%	1,105	18,782	5.56%	94.44%	2.00%	10.39%	3.71%	5.37	1.23



Date:	202510	Program Type:	Multiple select... ▾	Job Title:	All ▾	Teacher Age Group:	All ▾	Education:	All ▾	TEACH Status:	All ▾
	202512	Position Type:	All ▾					Credential:	All ▾	TEACH Models:	All ▾
SDA>County:	SDA 6 ▾	SUTQ Rating:	All ▾	Total Duration:	0.00	Center Type:	All ▾	Publicly Funded:	All ▾	POWER Status:	All ▾
					100.00	Beale Code:	All ▾	Student Age Group:	All ▾	POWER Levels:	All ▾

NUMBER OF WORKERS		AVG ECE DURATION (In Years)		HOURLY WAGE BANDS (USD)	
TOTAL LEAVER	TOTAL STAYER	LEAVER	STAYER	LEAVER (Hourly Wage MED)	STAYER (Hourly Wage MED)
1,105	18,782				
.		.		.	
.		.		.	



Date: Program Type:
 Job Title: Teacher Age Group: Education: TEACH Status:

 Position Type: Credential: TEACH Models:

 SDA>County: SUTQ Rating: Total Duration: Center Type: Publicly Funded: POWER Status:

 Beale Code: Student Age Group: POWER Levels:

NUMBER OF WORKERS

AVG ECE DURATION (In Years)

HOURLY WAGE BANDS (USD)

LEAVER

STAYER

5.56%

94.44%

LEAVER

STAYER

3.83

5.98

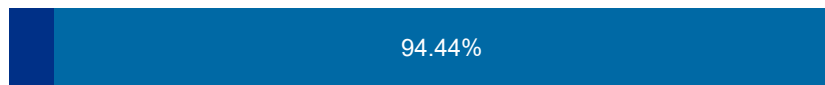
LEAVER (Hourly Wage MED)

STAYER (Hourly Wage MED)

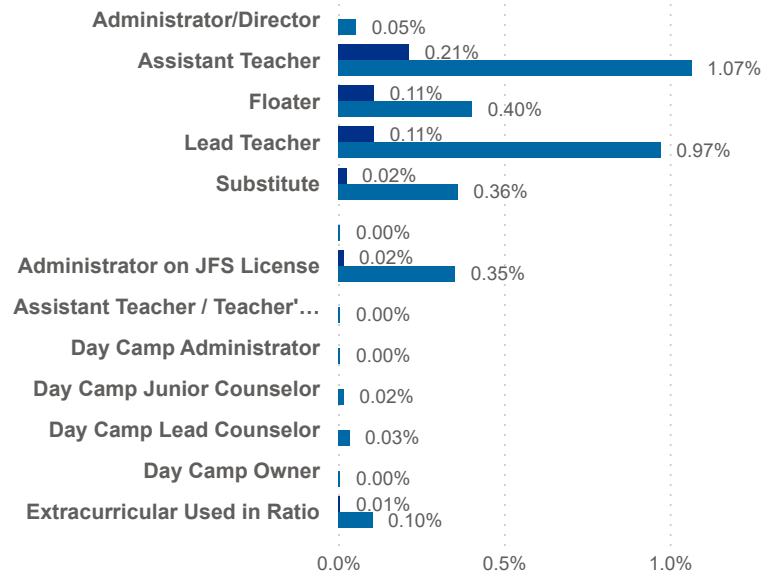
15.00

15.55

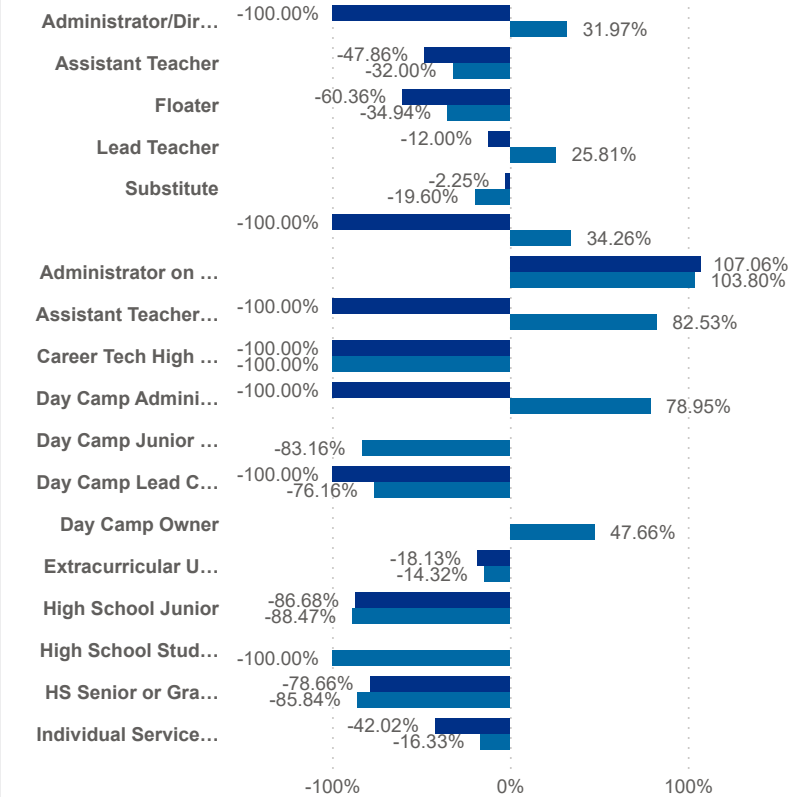
● Leaver % ● Stayer %



Worker Status: ● Leaver ● Stayer



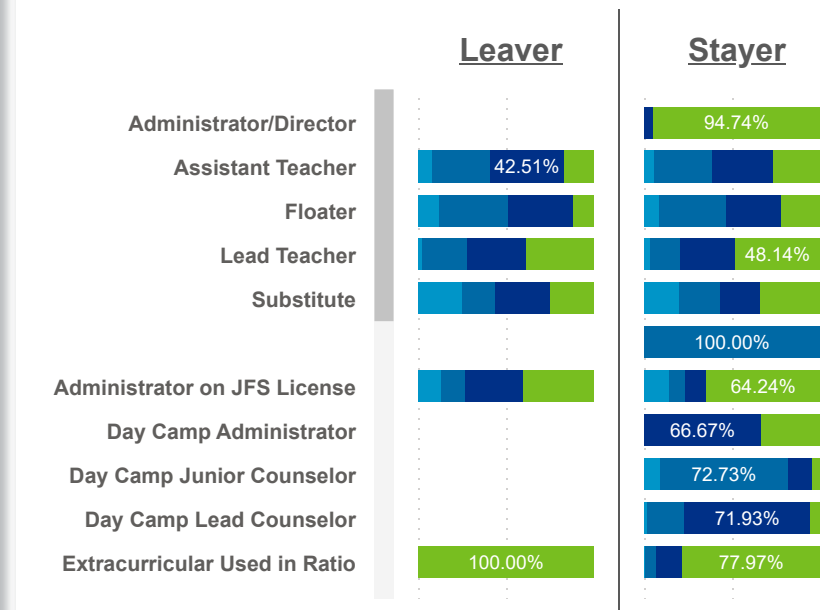
Worker Status: ● Leaver ● Stayer



Wage Bands: ● < 10 ● 10 < .. < 11.6 ● 11.6 < .. < 14 ● > 14



Wage Bands: ● < 10 ● 10 < .. < 11.6 ● 11.6 < .. < 14 ● > 14





Date: Program Type:
 Job Title: Teacher Age Group: Education: TEACH Status:

Date: Position Type:
 SUTQ Rating: Total Duration: Center Type: Publicly Funded: POWER Status:

SDA>County: Beale Code: Student Age Group: POWER Levels:

LEAVER (Avg Career Duration)

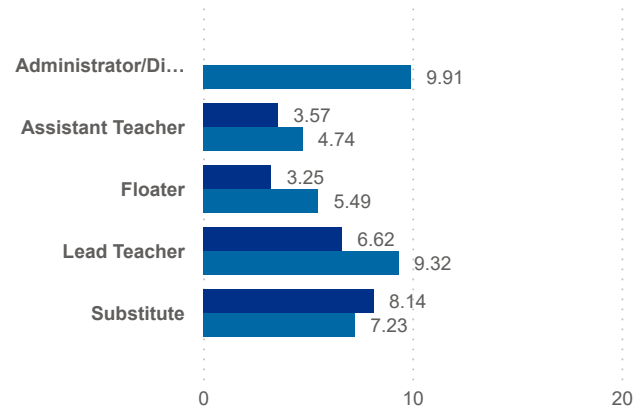
4.98

STAYER (Avg Career Duration)

8.65

Avg Career Duration by Job Title

Worker Status: ● Leaver ● Stayer



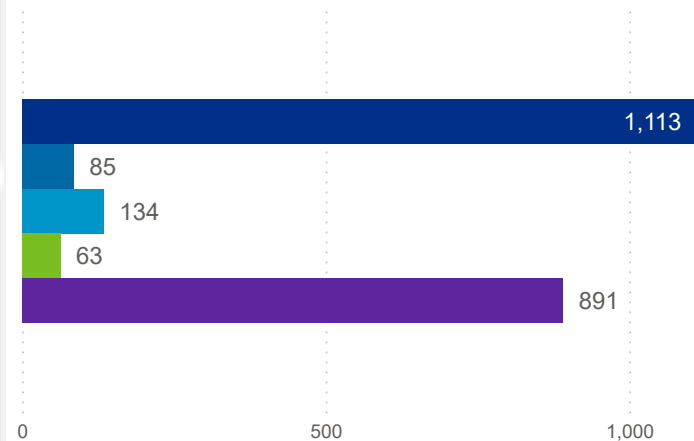
County	Job Title	Longest Serving Profile	\$ / hr	Seniority	Workload	Star Rating (Mea
Butler	Administrator/Director	1.88		Early	5.17	1
Clermont	Administrator/Director	1.36		Early	6.76	1
Hamilton	Administrator/Director	1.72		Early	4.22	1
Warren	Administrator/Director	2.12		Early	11.50	1
Hamilton	Administrator/Director	2.28	23.00	Early	5.10	C
Hamilton	Administrator/Director	4.34	25.00	Early	8.08	C
Hamilton	Administrator/Director	1.39	27.53	Early	1.45	C
Butler	Administrator/Director	0.25	32.00	Early	4.40	C
Hamilton	Administrator/Director	0.22	32.71	Early	3.88	3
Clermont	Administrator/Director	4.88	35.00	Early	4.27	C
Hamilton	Administrator/Director	4.33	37.00	Early	10.78	3

TOTAL STAYER

18,782

Turnover Reasons

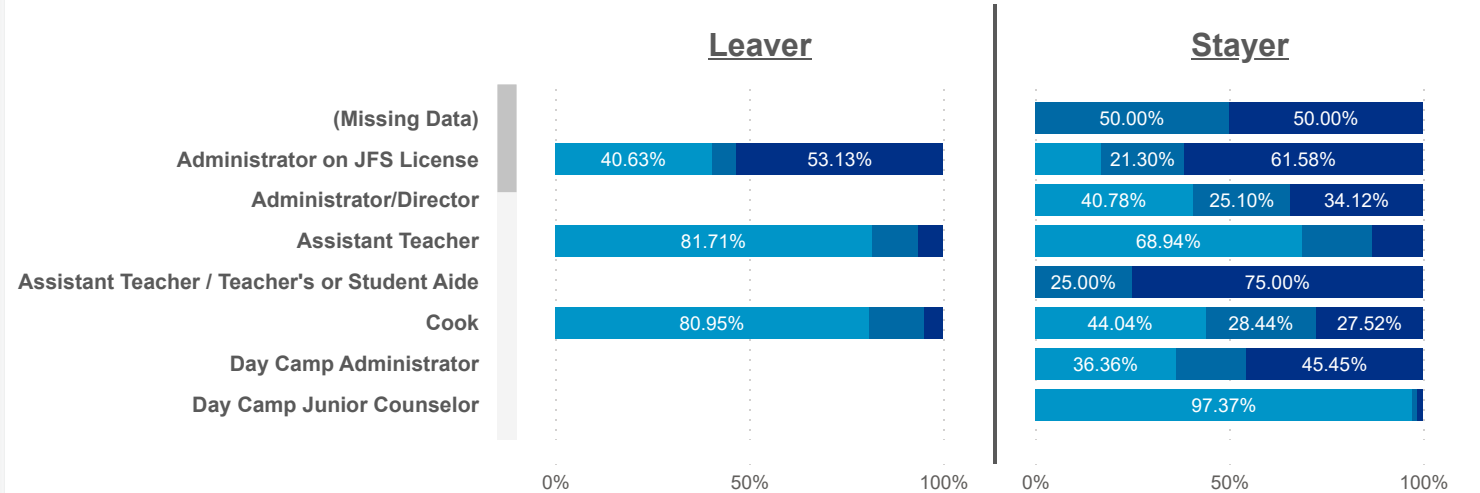
● Churn ● Internal ● Promotion ● Seasonal ● Transfer



STAYER (Promotion)

134

Seniority: ● Early ● Mid ● Senior





Date: Program Type:
 Job Title: Teacher Age Group: Education: TEACH Status:

 Position Type: Credential: TEACH Models:

 SDA>County: SUTQ Rating: Total Duration: Center Type: Publicly Funded: POWER Status:

 Beale Code: Student Age Group: POWER Levels:

LEAVER (Avg Career Duration)

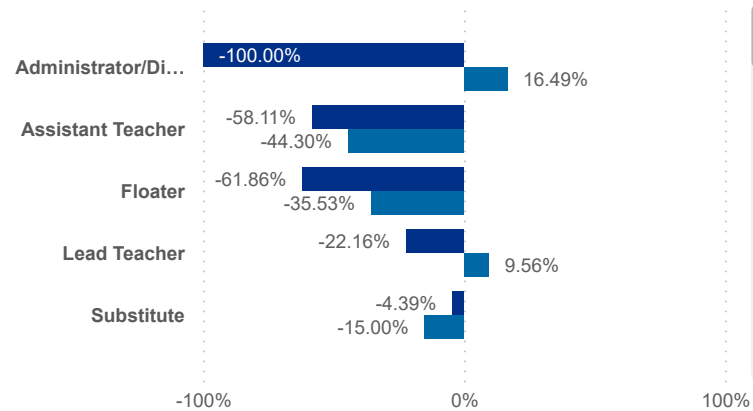
4.98

STAYER (Avg Career Duration)

8.65

Avg Career Duration by Job Title vs Mean

Worker Status: ● Leaver ● Stayer



County	Job Title	Longest Serving Profile	\$ / hr	Seniority	Workload	Star Rating (mean)
Warren	Assistant Teacher	0.00	16.75	Early	6.68	0.0
Hamilton	Program Management Used in Ratio	0.00	31.00	Early	2.12	3.0
Warren	Cook	0.00	15.00	Early	11.50	0.0
Clermont	Floater	0.01	17.00	Early	11.73	1.0
Clermont	Lead Teacher	0.01	1.00	Mid	3.69	0.0
Hamilton	Extracurricular Used in Ratio	0.01	15.50	Early	10.83	3.0
Hamilton	Assistant Teacher	0.02	16.90	Early	8.10	0.0
Clermont	Assistant Teacher	0.02	18.17	Early	2.19	3.0
Warren	Floater	0.02	16.50	Mid	6.28	0.0
Warren	Cook	0.03	14.03	Early	12.00	2.0
Hamilton	Substitute	0.05	17.51	Early	5.74	0.0

TOTAL STAYER

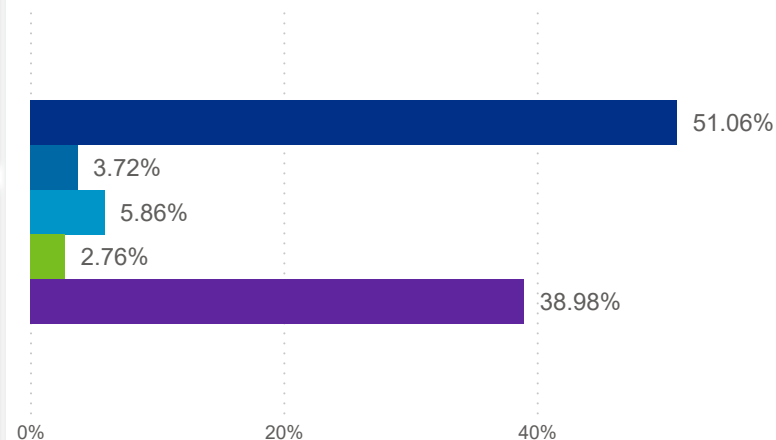
18,782

STAYER (Promotion)

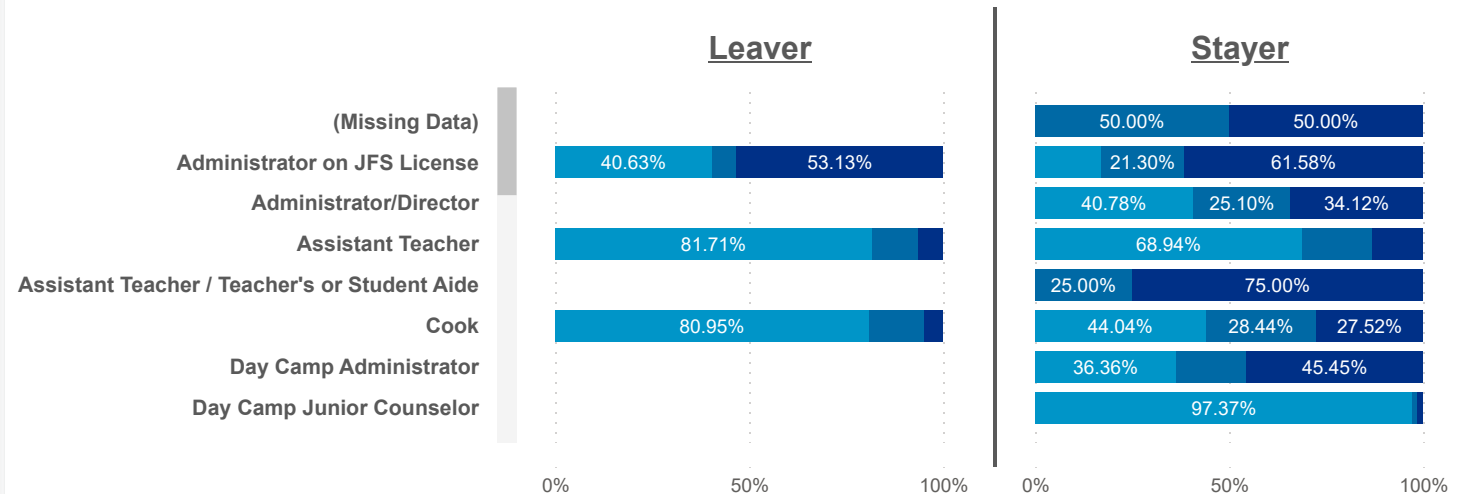
134

Turnover Reasons

● Churn ● Internal ● Promotion ● Seasonal ● Transfer



Seniority: ● Early ● Mid ● Senior





Date: Program Type:
 Job Title: Teacher Age Group: Education: TEACH Status:

Date: Position Type:
 SUTQ Rating: Total Duration: Center Type: Publicly Funded: POWER Status:

SDA>County:
 Total Duration: Beale Code: Student Age Group: POWER Levels:

PAY MEDIAN (USD)

LEAVER

15.00

STAYER

15.55

PAY PROGRESSION (USD)

LEAVER

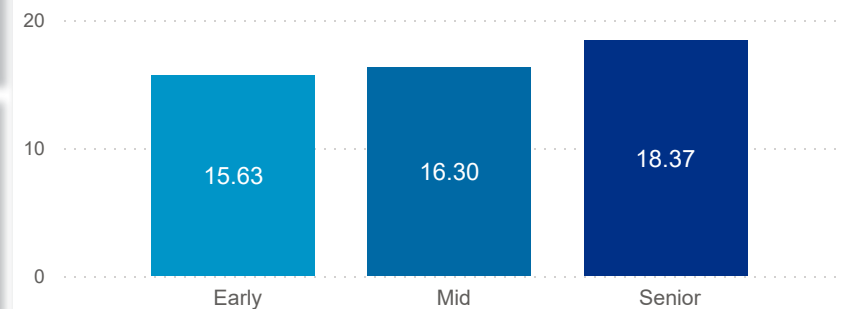
0.55

STAYER

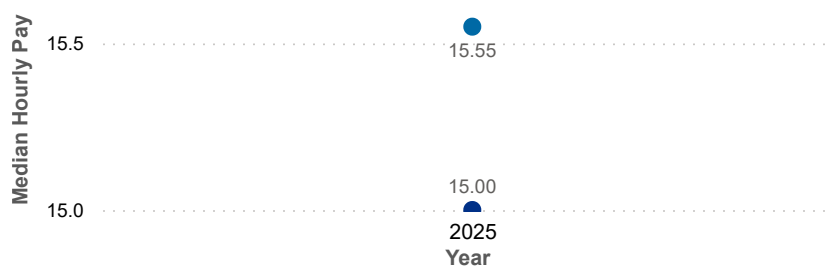
0.96

PAY & CAREER SENIORITY (USD)

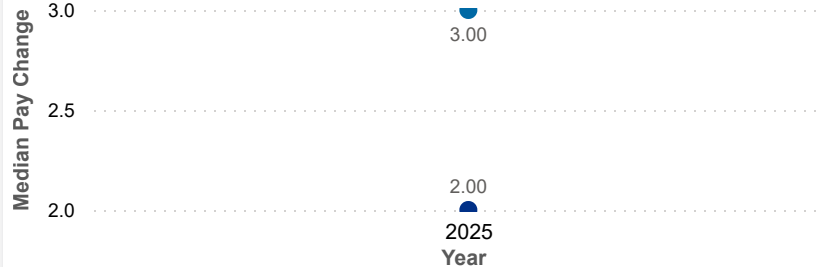
Seniority: ● Early ● Mid ● Senior



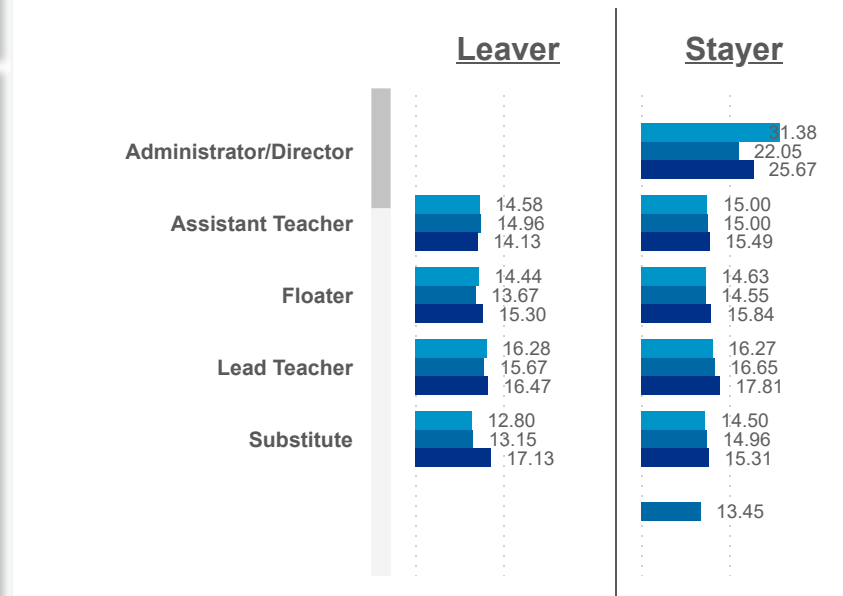
Worker Status: ● Leaver ● Stayer



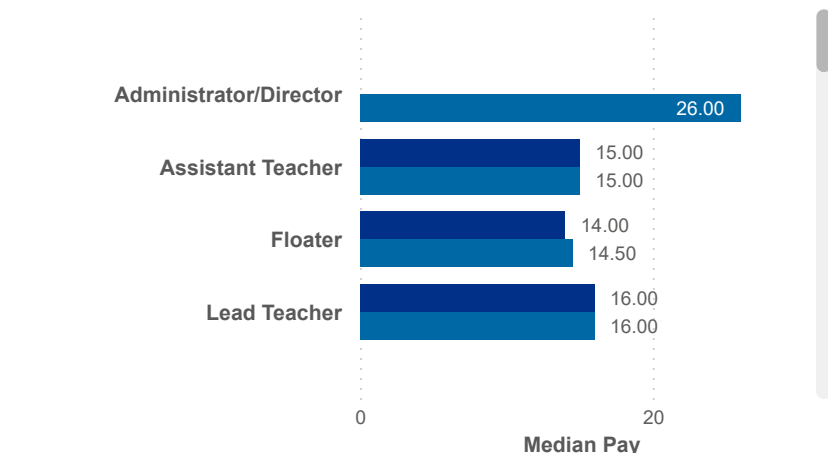
Worker Status: ● Leaver ● Stayer



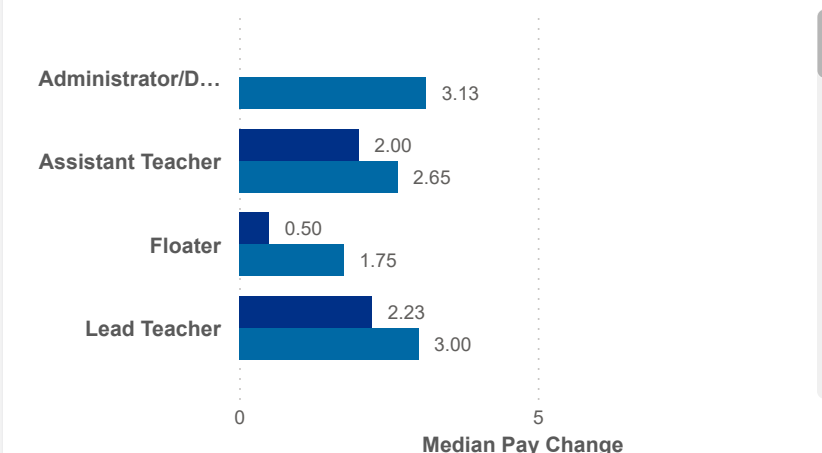
Seniority: ● Early ● Mid ● Senior



Worker Status: ● Leaver ● Stayer



Worker Status: ● Leaver ● Stayer





Date: Program Type:
 Job Title: Teacher Age Group: Education: TEACH Status:

Date: Position Type:
 SUTQ Rating: Total Duration: Center Type: Publicly Funded: POWER Status:

SDA>County: Beale Code: Student Age Group: POWER Levels:

PAY MEDIAN (USD)

LEAVER

15.00

STAYER

15.55

PAY PROGRESSION (USD)

LEAVER

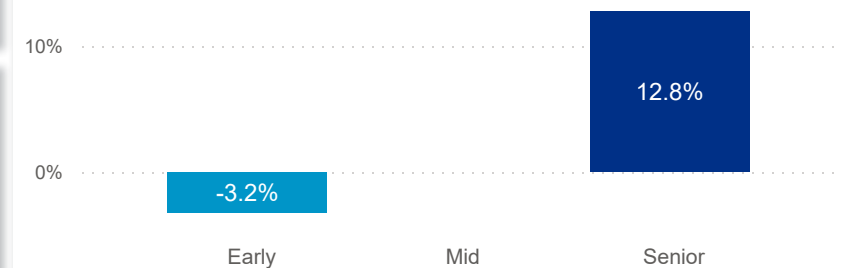
0.55

STAYER


0.96

PAY & CAREER SENIORITY (USD)

Seniority: ● Early ● Mid ● Senior



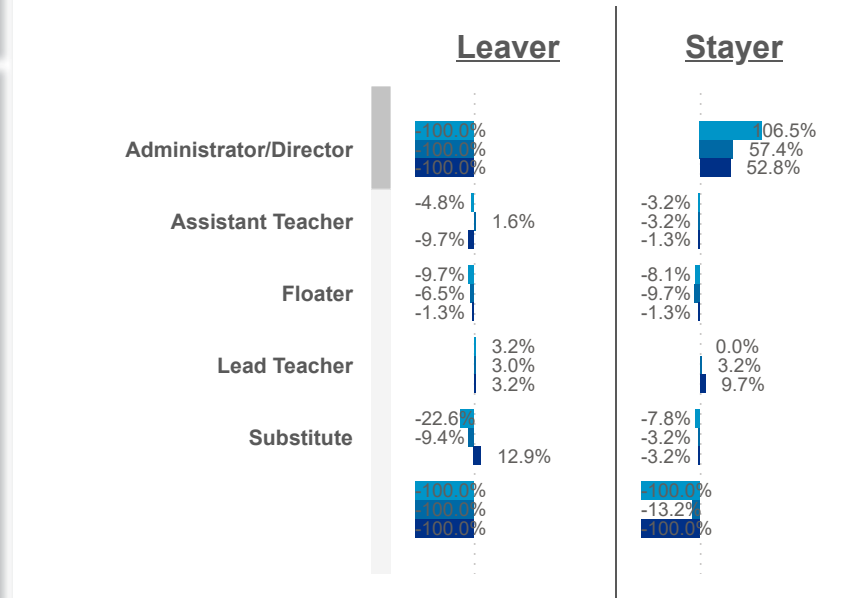
Worker Status: ● Leaver ● Stayer



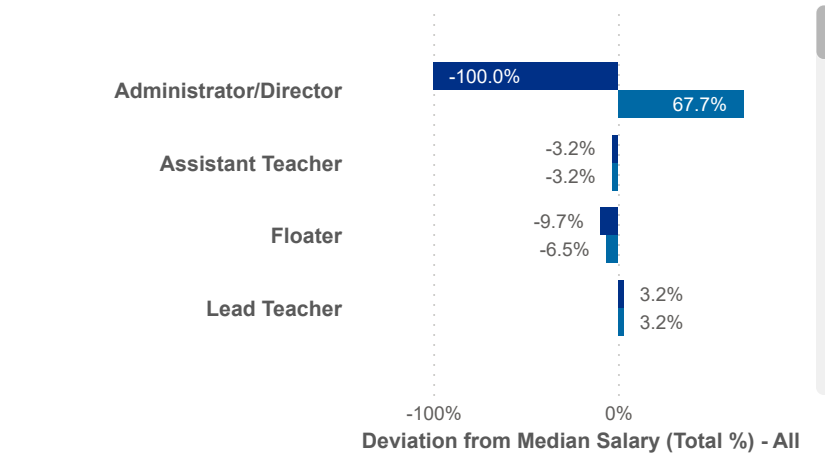
Worker Status: ● Leaver ● Stayer



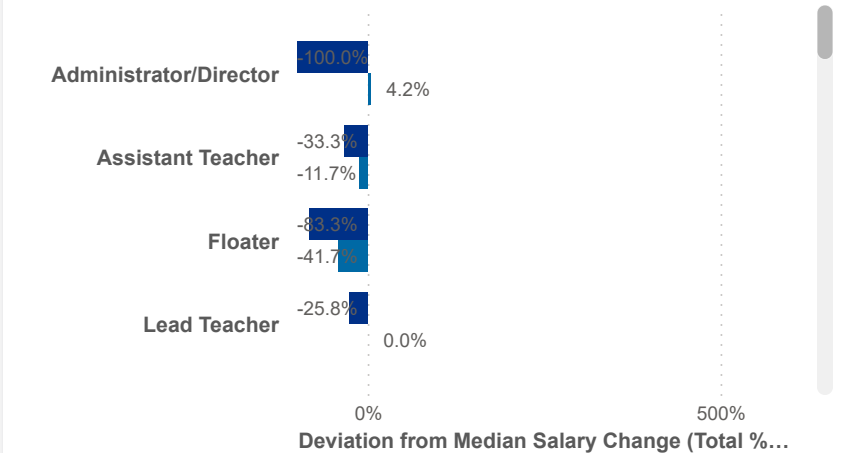
Seniority: ● Early ● Mid ● Senior



Worker Status: ● Leaver ● Stayer



Worker Status: ● Leaver ● Stayer





Date: Program Type:
 Job Title: Teacher Age Group: Education: TEACH Status:

Date: Position Type:
 SUTQ Rating: Total Duration: Center Type: Publicly Funded: POWER Status:

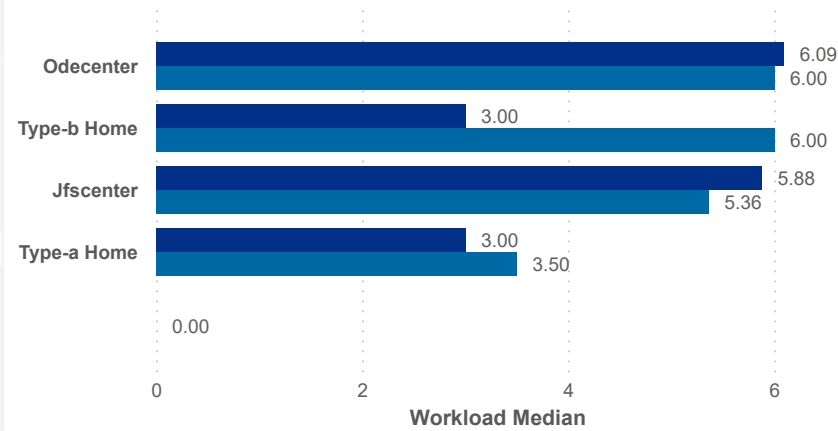
SDA>County: Beale Code: Student Age Group: POWER Levels:

Workload Median (Total)

5.37

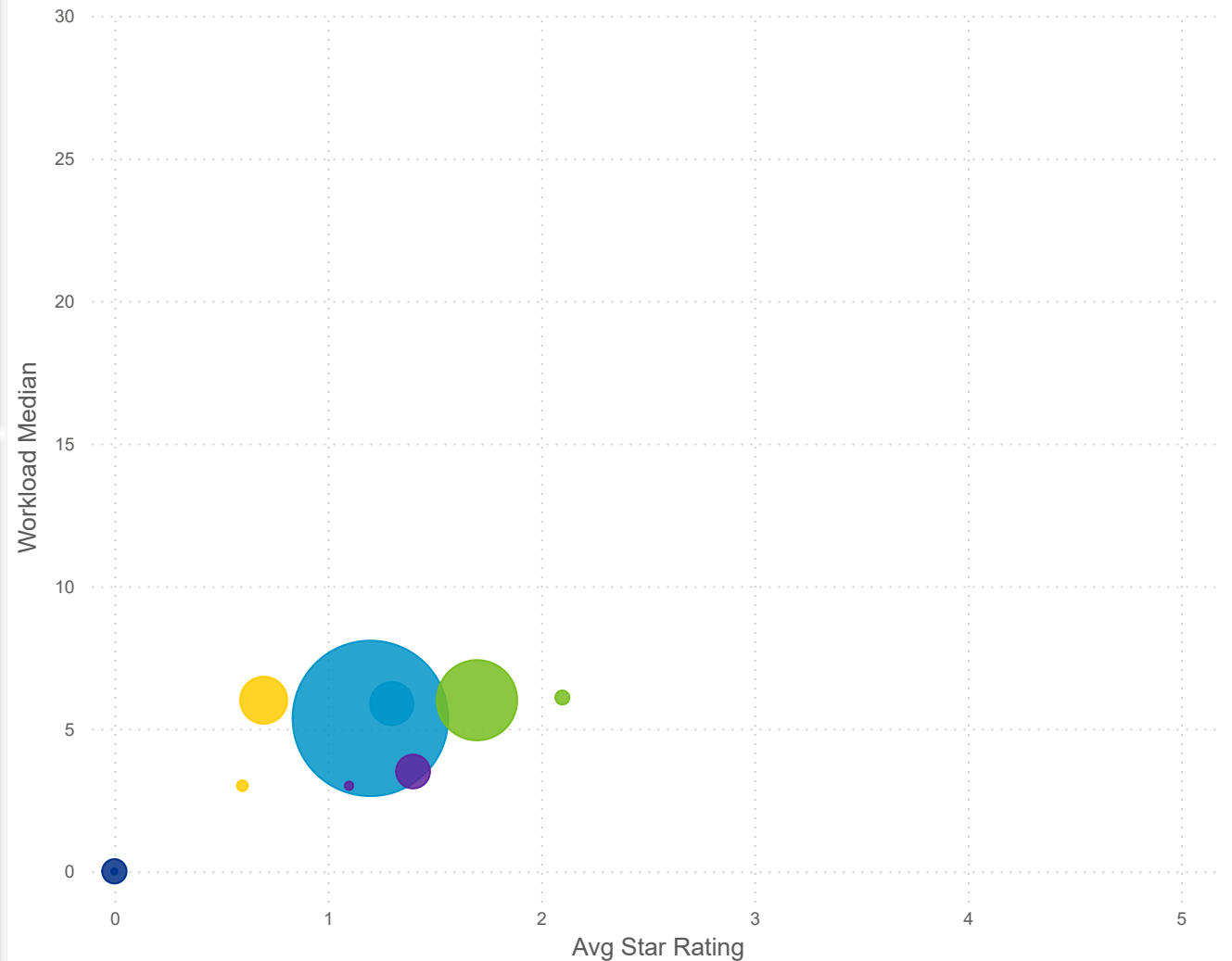
Workload Median

Worker status ● Leaver ● Stayer



Star Rating Mean, Workload Median, and Number of Users by Worker Status and Center Type

Center Type: ● Day Camp ● Inhome Aide ● Jfscenter ● Odecenter ● Type-a Home ● Type-b Home



Workload Median (Leaver)

5.82

Workload Median (Stayer)

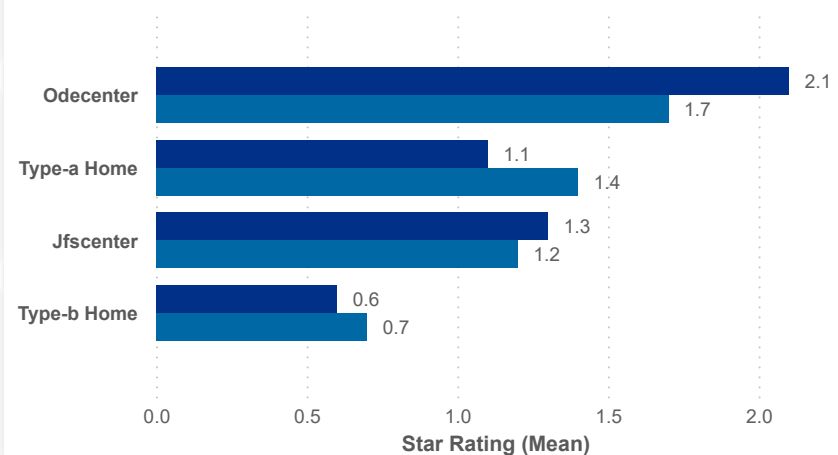
5.36

Star Rating Mean (Total)

1.2

Star Rating Mean

Worker status ● Leaver ● Stayer



Star Rating Mean (Leaver)

1.3

Star Rating Mean (Stayer)

1.2



Date: 202510 Program Type: Multiple select...
 202512 Position Type: All
 Job Title: All Teacher Age Group: All
 Education: All
 Credential: All
 TEACH Status: All
 TEACH Models: All

SDA>County: SDA 6 SUTQ Rating: All Total Duration: 0.00
 100.00
 Center Type: All Publicly Funded: All
 Beale Code: All Student Age Group: All
 POWER Status: All
 POWER Levels: All

Workload Median (Total)

5.37

Workload Median (Leaver)

5.82

Workload Median (Stayer)

5.36

Star Rating Mean (Total)

1.2

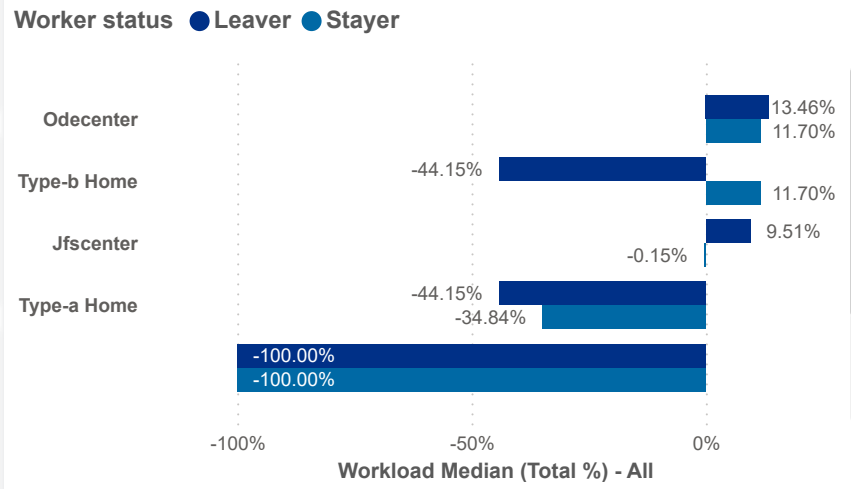
Star Rating Mean (Leaver)

1.3

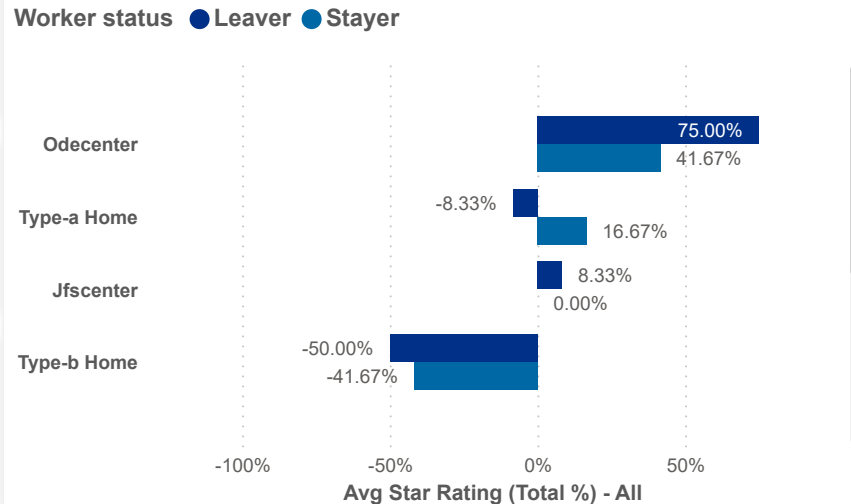
Star Rating Mean (Stayer)

1.2

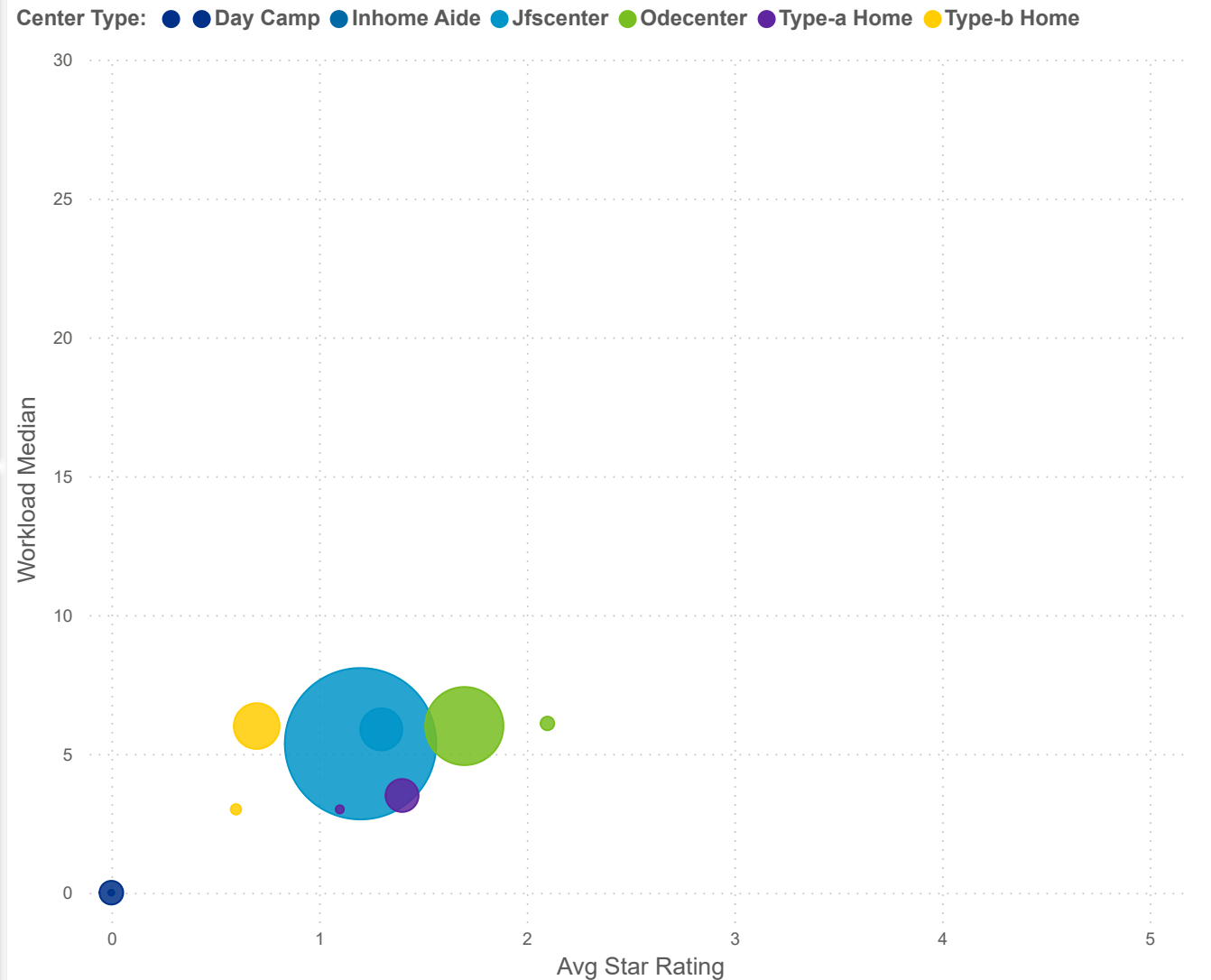
Workload Median (Total %)



Star Rating Mean (Total %)



Star Rating Mean, Workload Median, and Number of Users by Worker Status and Center Type



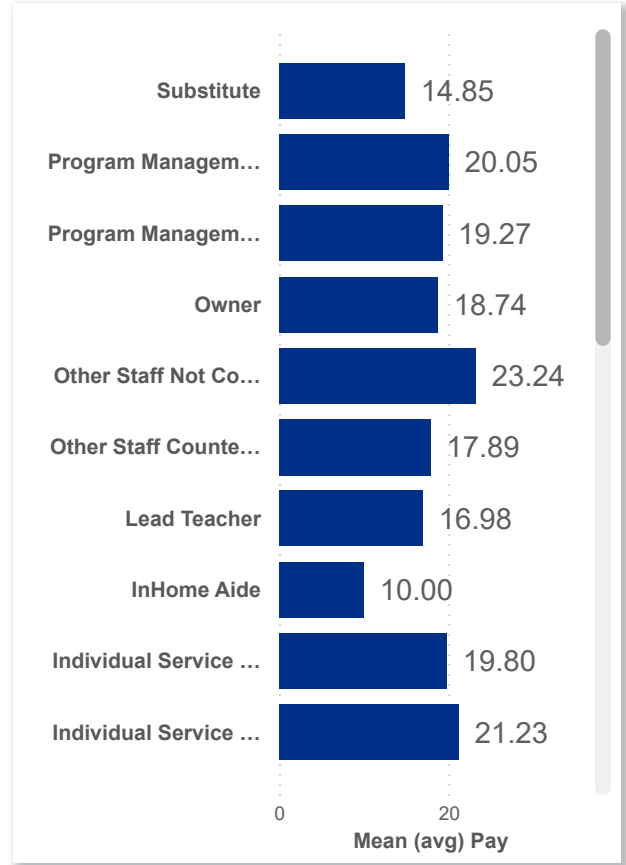
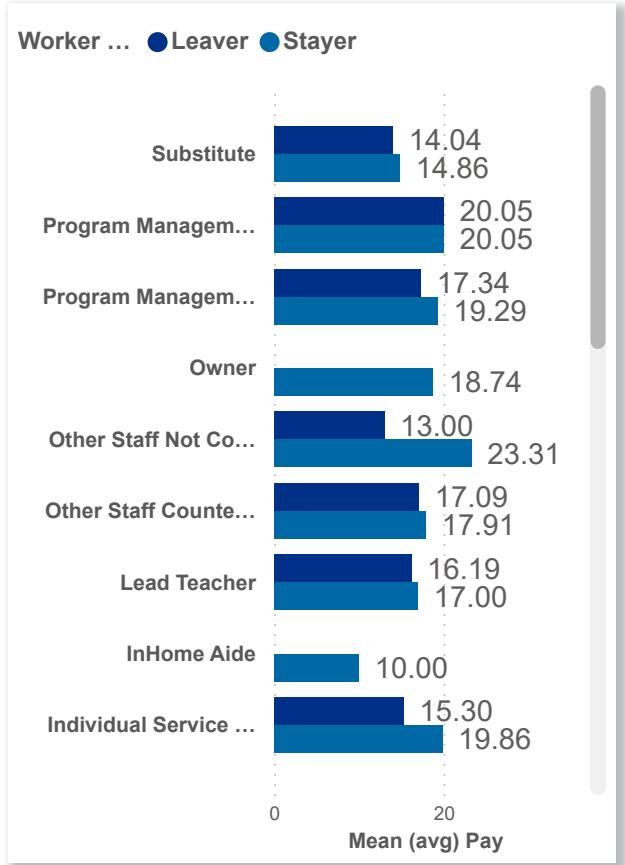



Date: Program Type: Job Title: Teacher Age Group: Education: TEACH Status:
 Position Type: SUTQ Rating: Total Duration: Center Type: Publicly Funded: TEACH Models:
 SDA>County: Beale Code: Student Age Group: POWER Status:
 POWER Levels:

PAY MEAN (USD)

LEAVER	STAYER	COMBINED
15.11	16.74	16.71

Salary Mean by Year and Worker Status



Combined Salary Mean by Year and Worker Status

