

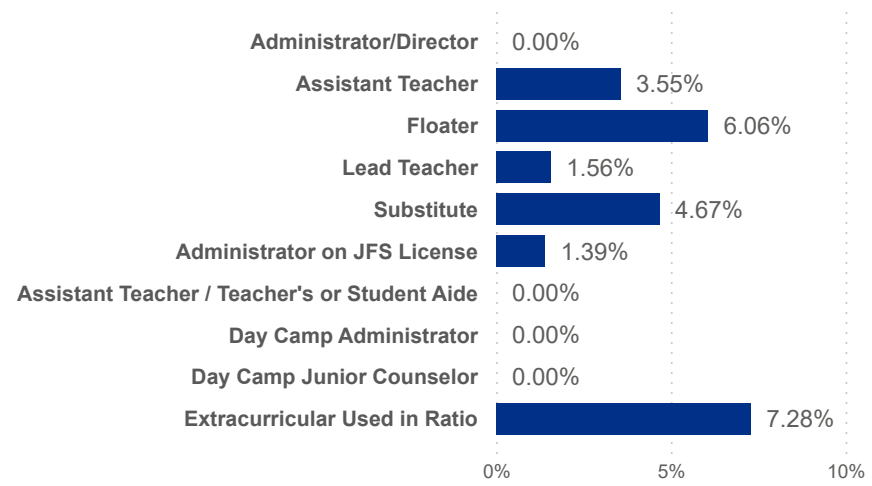


Date: Program Type:
 Job Title: Teacher Age Group: Education: TEACH Status:

Date: Position Type:
 SUTQ Rating: Total Duration: Center Type: Publicly Funded: POWER Status:

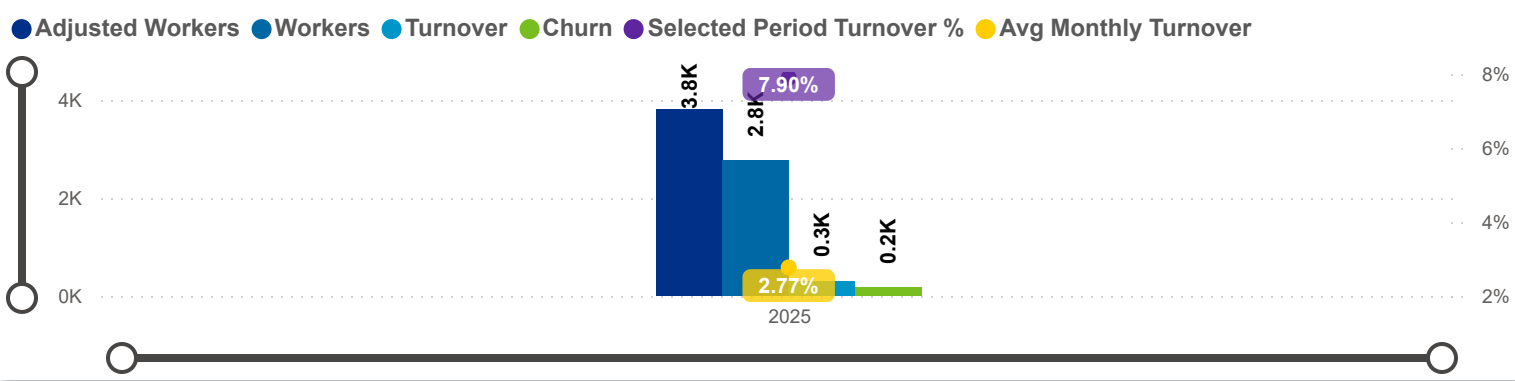
SDA>County: Beale Code: Student Age Group: POWER Levels:

Avg Monthly Turnover Rates by Job Title

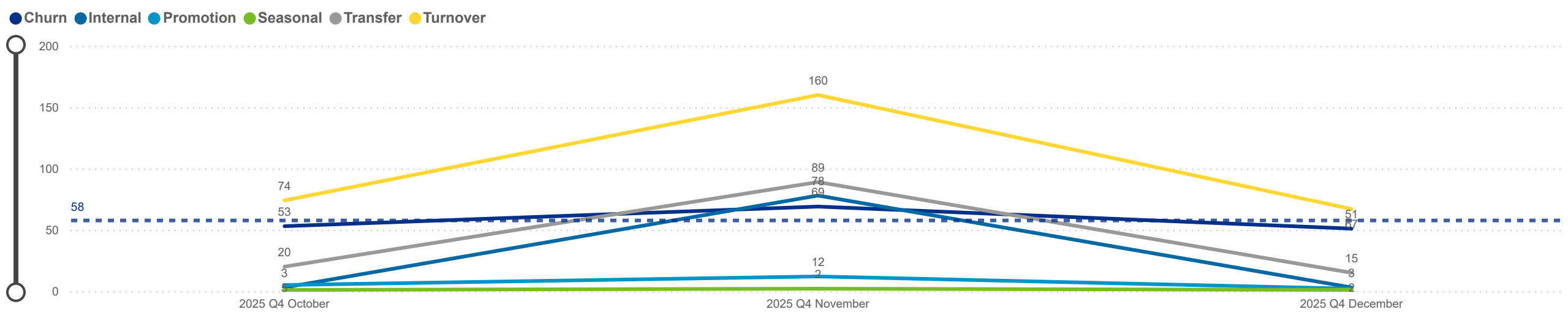


Avg Monthly Turnover	Adjusted Workers	Total Leaver	Total Stayer	Sel Period Turnover
2.77%	3,811	171	3,640	7.90%

Avg Monthly Turnover and Number of Workers



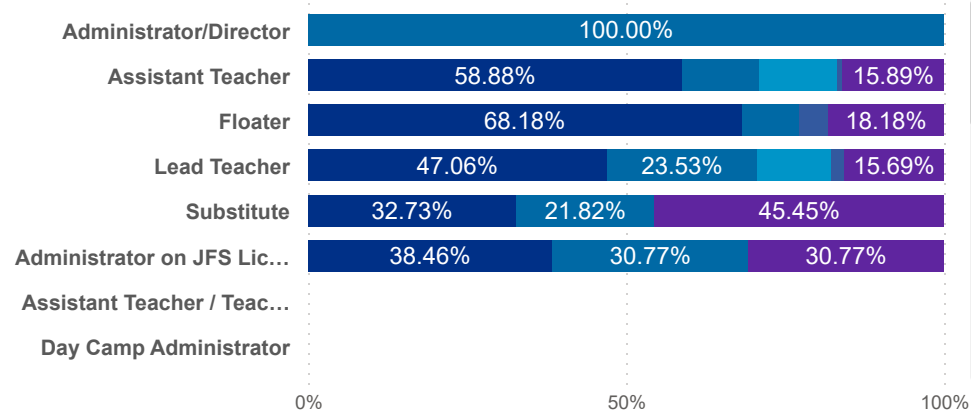
Categorization by Time Series



Date: 202510 | Program Type: Multiple select... | Job Title: All | Teacher Age Group: All | Education: All | TEACH Status: All
 202512 | Position Type: All | SUTQ Rating: All | Total Duration: 0.00 | Center Type: All | Publicly Funded: All | POWER Status: All
 SDA>County: SDA 5 | Beale Code: All | Student Age Group: All | POWER Levels: All

Job Change Reasons by Job Title

● Churn ● Internal ● Promotion ● Seasonal ● Transfer



Avg Monthly Churn

1.59%

Adjusted Workers

3,811

Workload Median

4.67

Pay Median USD / hr

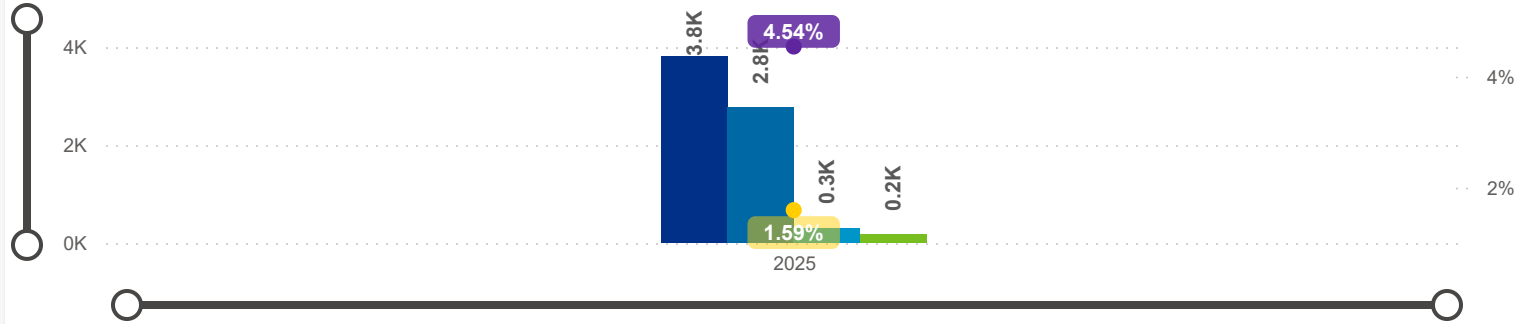
14.85

Avg ECE Duration

5.92

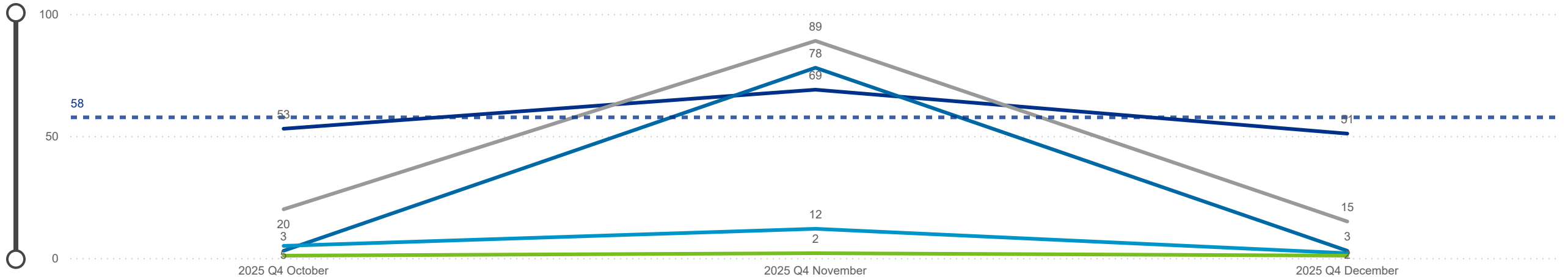
Avg Monthly Churn and Number of Workers

● Adjusted Workers ● Workers ● Turnover ● Churn ● Selected Period Churn % ● Avg Monthly Churn

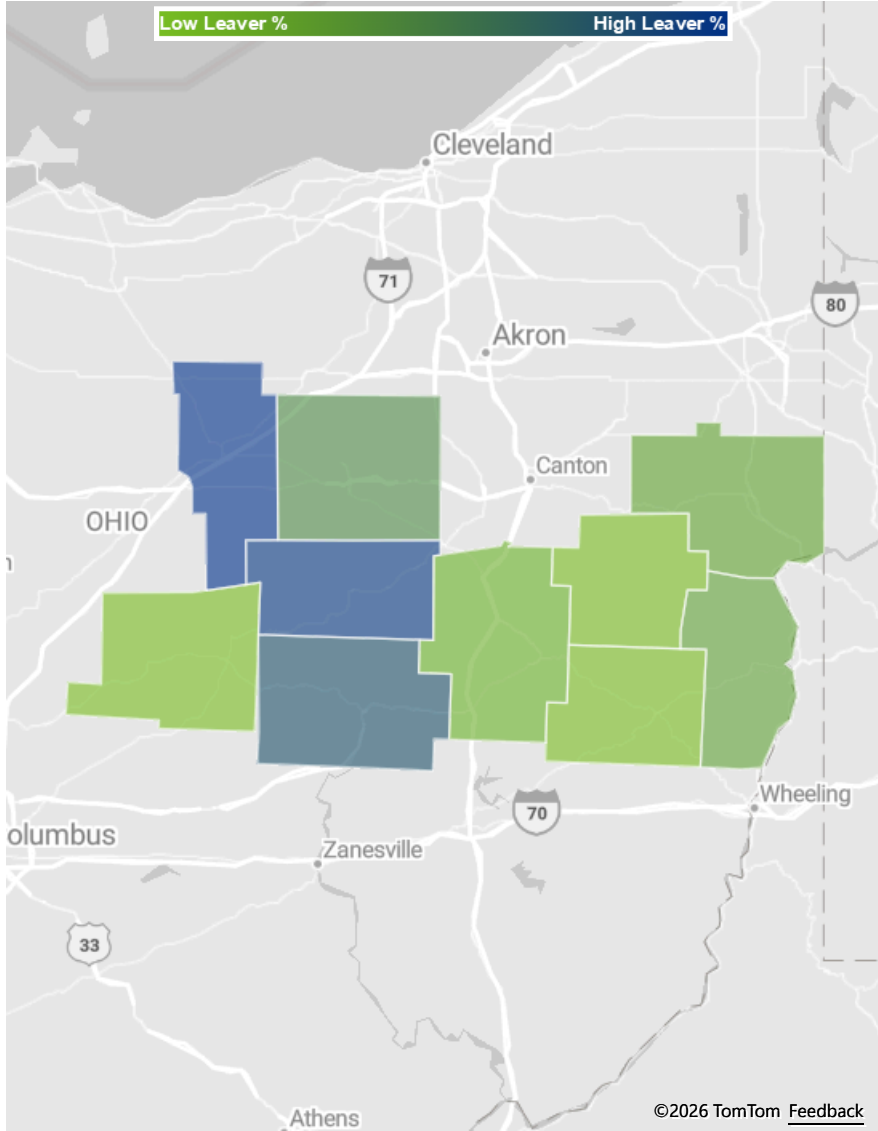


Categorization by Time Series

● Churn ● Internal ● Promotion ● Seasonal ● Transfer

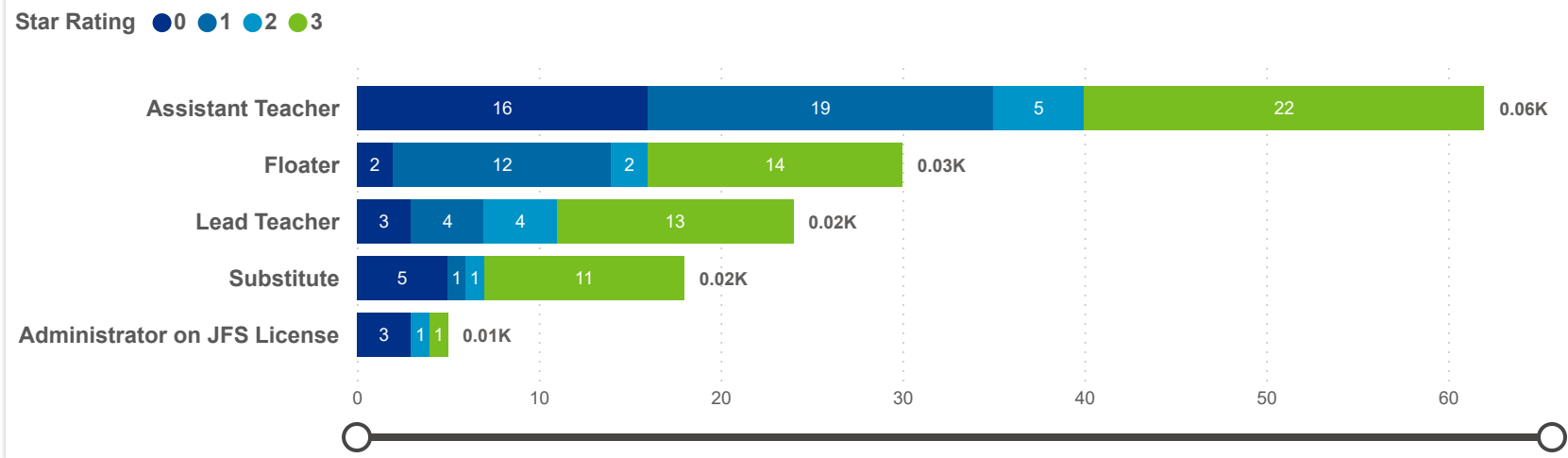


Date: 202510 | Program Type: Multiple select... | Job Title: All | Teacher Age Group: All | Education: All | TEACH Status: All
 202512 | Position Type: All | SUTQ Rating: All | Total Duration: 0.00 | Center Type: All | Publicly Funded: All | POWER Status: All
 SDA>County: SDA 5 | Beale Code: All | Student Age Group: All | POWER Levels: All



ADJUSTED WORKERS	TOTAL LEAVER	TOTAL STAYER	SELECTED PERIOD CHURN %
3,811	171	3,640	4.49%

Leaver by Job Title and Star Rating



County	Adjusted Workers	Workers	Workers %	Total Leaver	Total Stayer	Selected Period Churn %	Stayer %	Avg Monthly Churn	Selected Period Turnover %	Avg Monthly Turnover	Workload Median	Avg Star Rating
Carroll OH	68	64	2.32%		68		100.00%	0.00%	1.47%	0.50%	6.57	2.56
Harrison OH	49	44	1.59%		49		100.00%	0.00%	0.00%	0.00%	6.86	2.35
Columbiana OH	846	514	18.63%	33	813	3.90%	96.10%	1.39%	5.91%	2.05%	3.50	2.22
Knox OH	466	330	11.96%	14	452	3.00%	97.00%	1.05%	6.01%	2.11%	2.77	2.22
Holmes OH	78	63	2.28%	6	72	7.69%	92.31%	2.71%	10.26%	3.62%	4.62	2.05
Jefferson OH	443	385	13.95%	18	425	4.06%	95.94%	1.50%	5.87%	2.06%	6.38	1.89
Tuscarawas OH	487	365	13.23%	17	470	3.49%	96.51%	1.22%	4.72%	1.65%	5.95	1.60
Ashland OH	309	257	9.31%	25	284	8.09%	91.91%	2.77%	8.41%	2.89%	5.91	1.50
Wayne OH	728	565	20.48%	35	693	4.81%	95.19%	1.66%	6.18%	2.14%	5.04	1.47
Coshocton OH	339	243	8.81%	23	316	6.78%	93.22%	2.66%	27.73%	10.88%	4.50	1.06
Total	3,811	2,759	100.00%	171	3,640	4.49%	95.51%	1.59%	7.90%	2.77%	4.67	1.81



Date:	202510	Program Type:	Multiple select... ▾	Job Title:	All ▾	Teacher Age Group:	All ▾	Education:	All ▾	TEACH Status:	All ▾
	202512	Position Type:	All ▾					Credential:	All ▾	TEACH Models:	All ▾
SDA>County:	SDA 5 ▾	SUTQ Rating:	All ▾	Total Duration:	0.00	Center Type:	All ▾	Publicly Funded:	All ▾	POWER Status:	All ▾
					100.00	Beale Code:	All ▾	Student Age Group:	All ▾	POWER Levels:	All ▾

NUMBER OF WORKERS		AVG ECE DURATION (In Years)		HOURLY WAGE BANDS (USD)	
TOTAL LEAVER	TOTAL STAYER	LEAVER	STAYER	LEAVER (Hourly Wage MED)	STAYER (Hourly Wage MED)
171	3,640				



Date: 202510 Program Type: Multiple select... Job Title: All Teacher Age Group: All Education: All TEACH Status: All
 202512 Position Type: All Credential: All TEACH Models: All
 SDA>County: SDA 5 SUTQ Rating: All Total Duration: 0.00 Center Type: All Publicly Funded: All POWER Status: All
 100.00 Beale Code: All Student Age Group: All POWER Levels: All

NUMBER OF WORKERS

AVG ECE DURATION (In Years)

HOURLY WAGE BANDS (USD)

LEAVER

STAYER

4.49%

95.51%

LEAVER

STAYER

3.32

5.97

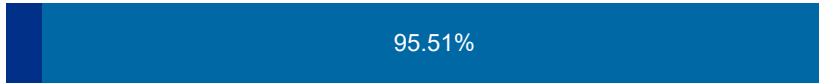
LEAVER (Hourly Wage MED)

STAYER (Hourly Wage MED)

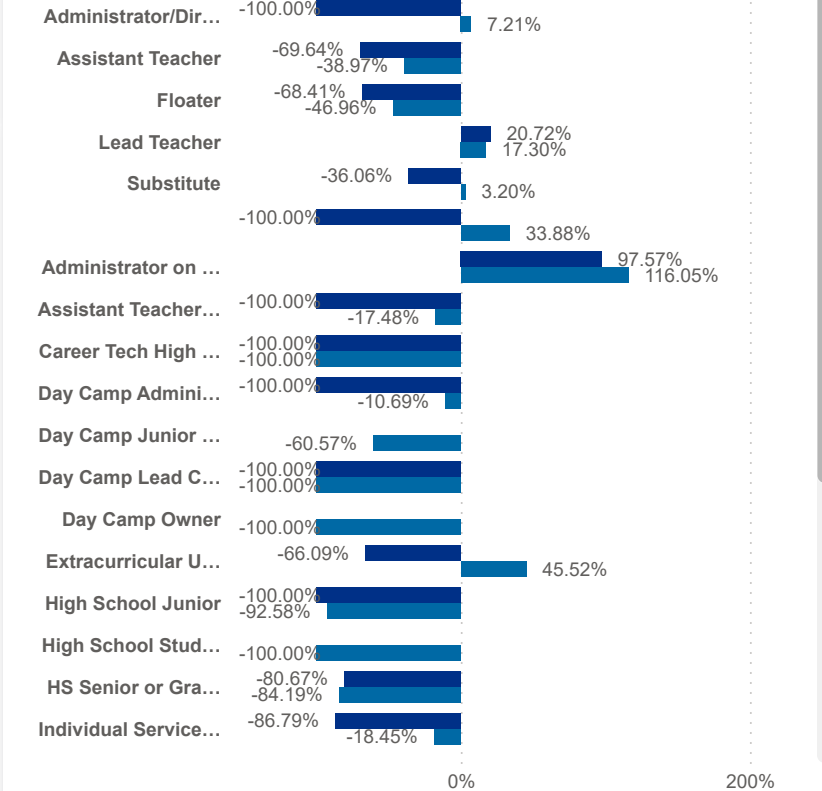
13.00

14.90

Leaver % Stayer %



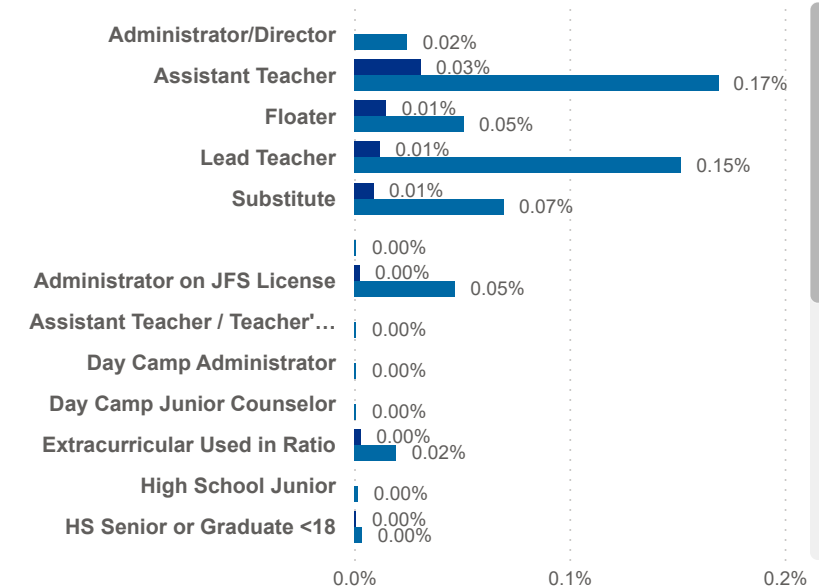
Worker Status: Leaver Stayer



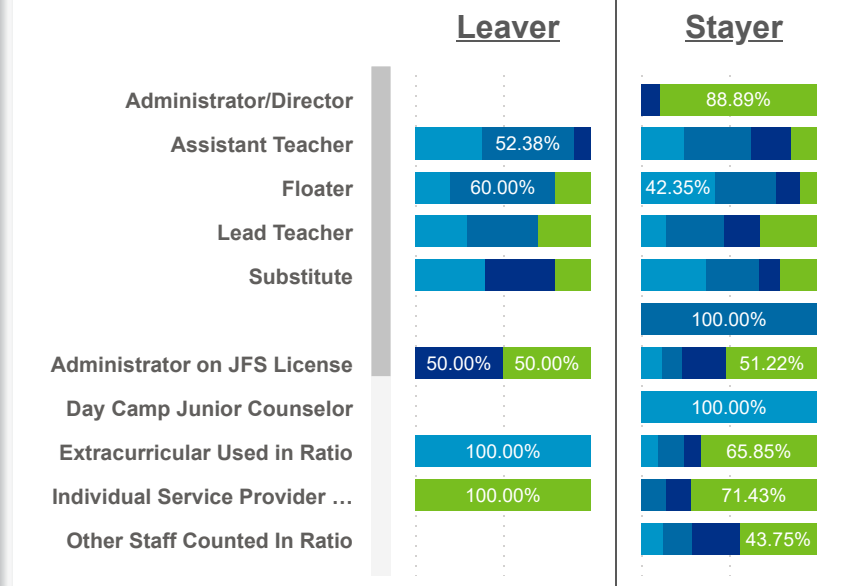
Wage Bands: < 10 10 < .. < 11.6 11.6 < .. < 14 > 14



Worker Status: Leaver Stayer



Wage Bands: < 10 10 < .. < 11.6 11.6 < .. < 14 > 14





Date: Program Type:
 Job Title: Teacher Age Group: Education: TEACH Status:

Date: Position Type:
 SUTQ Rating: Total Duration: Center Type: Publicly Funded: POWER Status:

SDA>County: Beale Code: Student Age Group: POWER Levels:

LEAVER (Avg Career Duration)

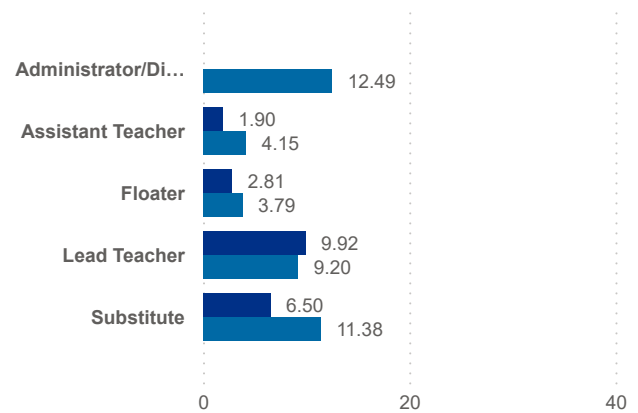
5.40

STAYER (Avg Career Duration)

12.01

Avg Career Duration by Job Title

Worker Status: ● Leaver ● Stayer



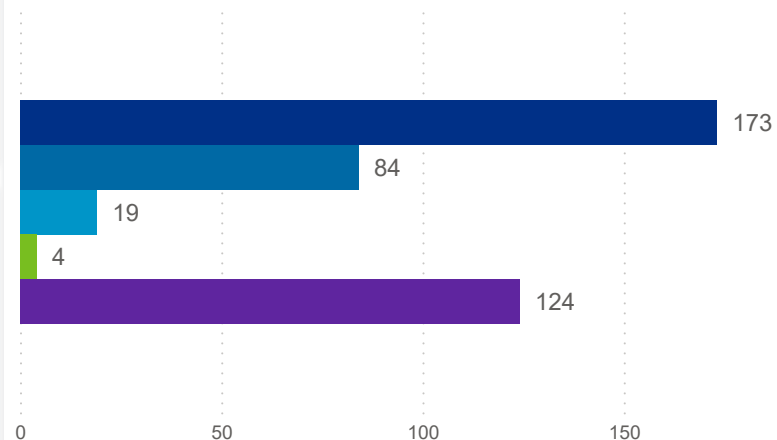
County	Job Title	Longest Serving Profile	\$ / hr	Seniority	Workload	Star Rating (M)
Ashland	Administrator/Director	1.71		Early	12.40	
Carroll	Administrator/Director	2.72		Early	7.43	
Columbiana	Administrator/Director	2.68		Early	8.57	
Coshocton	Administrator/Director	2.68		Early	4.50	
Harrison	Administrator/Director	2.40		Early	5.18	
Jefferson	Administrator/Director	1.98		Early	5.00	
Tuscarawas	Administrator/Director	2.24		Early	6.33	
Wayne	Administrator/Director	1.32		Early	10.33	
Coshocton	Administrator/Director	4.95	22.00	Early	9.71	
Coshocton	Administrator/Director	4.25	22.45	Early	11.67	
Tuscarawas	Administrator/Director	3.25	31.74	Early	6.29	

TOTAL STAYER

3,640

Turnover Reasons

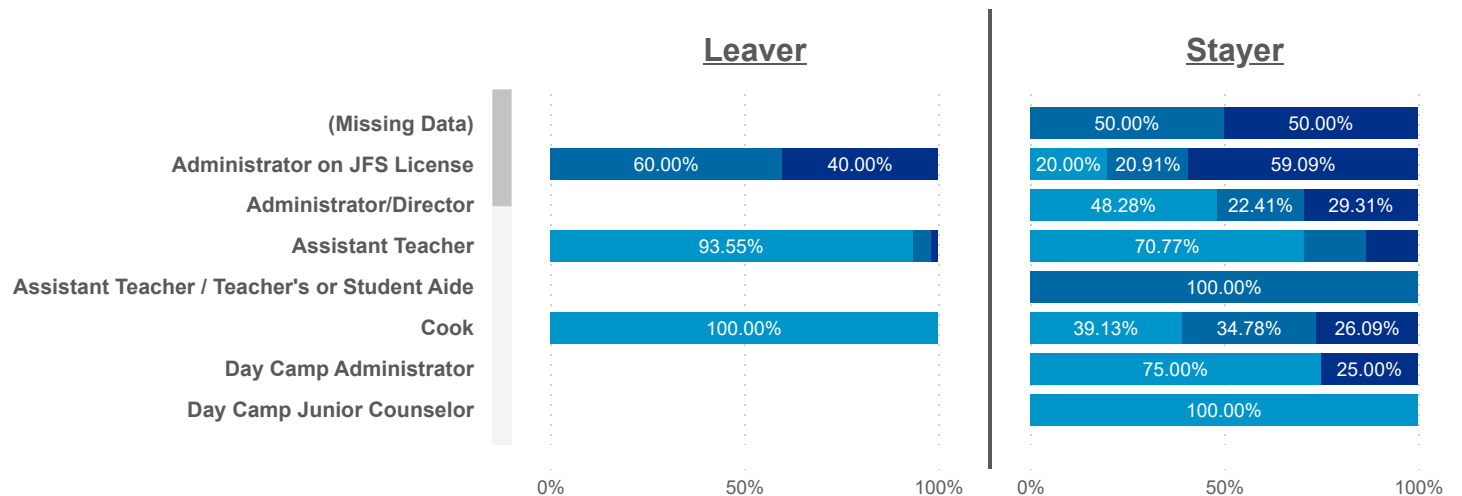
● Churn ● Internal ● Promotion ● Seasonal ● Transfer



STAYER (Promotion)

19

Seniority: ● Early ● Mid ● Senior





Date: Program Type:
 Job Title: Teacher Age Group: Education: TEACH Status:

Date: Position Type:
 SUTQ Rating: Total Duration: Center Type: Publicly Funded: POWER Status:

SDA>County: Beale Code: Student Age Group: POWER Levels:

LEAVER (Avg Career Duration)

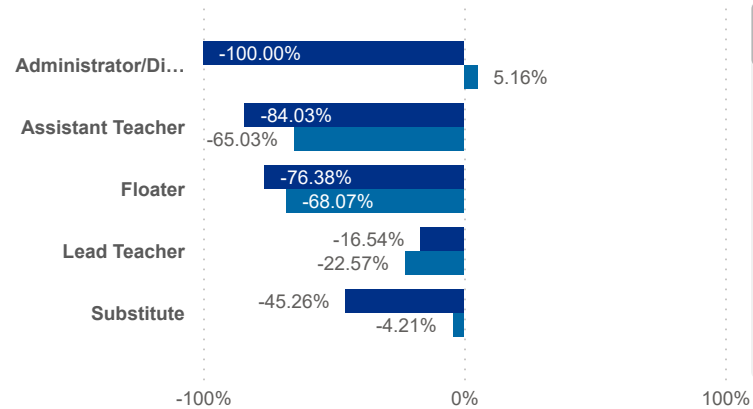
5.40

STAYER (Avg Career Duration)

12.01

Avg Career Duration by Job Title vs Mean

Worker Status: ● Leaver ● Stayer



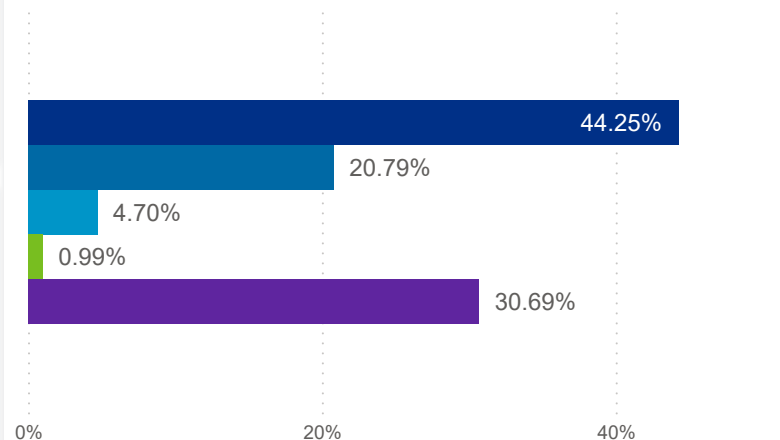
County	Job Title	Longest Serving Profile	\$ / hr	Seniority	Workload	Star Rating (mean)
Knox	Program Management Used in Ratio	0.01		Early	2.41	2.5
Wayne	Floater	0.01	12.00	Early	5.04	1.0
Wayne	Other Staff Not Counted in Ratio	0.01	16.00	Early	6.00	0.0
Ashland	Floater	0.03	10.00	Early	2.92	0.0
Ashland	Floater	0.03	11.00	Early	2.92	0.0
Wayne	Other Staff Counted In Ratio	0.03	16.00	Early	6.00	0.0
Ashland	Assistant Teacher	0.04	14.07	Early	7.40	3.0
Columbiana	Lead Teacher	0.04	17.45	Early	2.08	3.0
Tuscarawas	Lead Teacher	0.04	12.00	Mid	3.77	0.0
Jefferson	InHome Aide	0.04		Early	0.00	0.0
Columbiana	Assistant Teacher	0.05	11.50	Early	7.49	1.0

TOTAL STAYER

3,640

Turnover Reasons

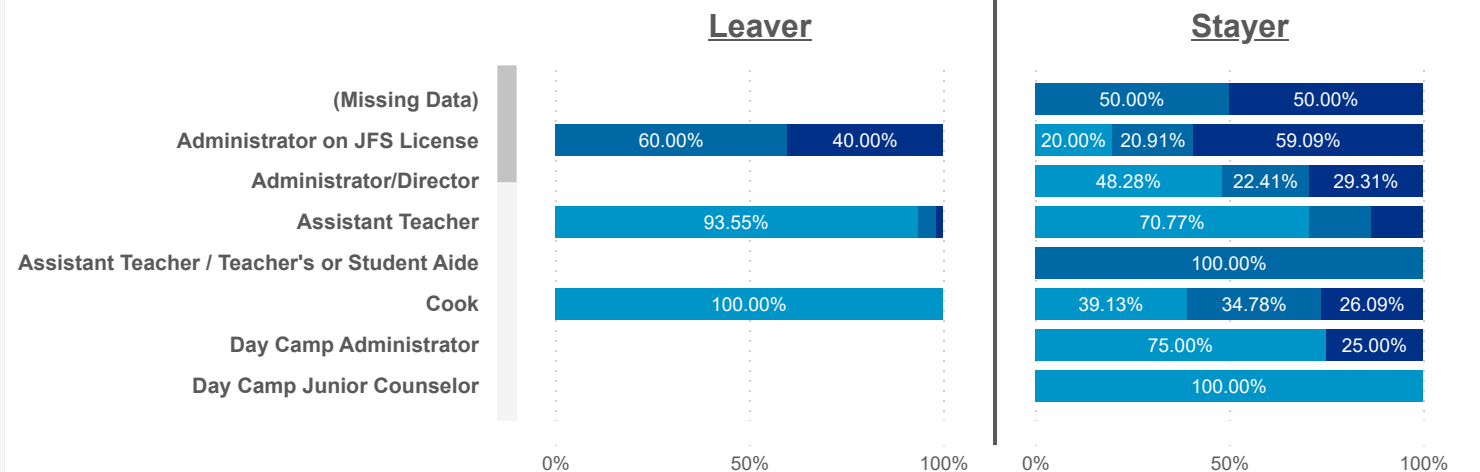
● Churn ● Internal ● Promotion ● Seasonal ● Transfer



STAYER (Promotion)

19

Seniority: ● Early ● Mid ● Senior





Date: 202510 | Program Type: Multiple select... | Job Title: All | Teacher Age Group: All | Education: All | TEACH Status: All

Date: 202512 | Position Type: All | SUTQ Rating: All | Total Duration: 0.00 | Center Type: All | Publicly Funded: All | TEACH Models: All

SDA>County: SDA 5 | Total Duration: 100.00 | Beale Code: All | Student Age Group: All | POWER Status: All

POWER Levels: All

PAY MEDIAN (USD)

PAY PROGRESSION (USD)

PAY & CAREER SENIORITY (USD)

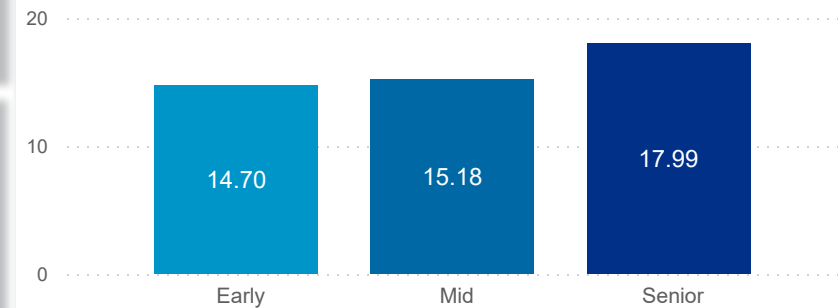
LEAVER
13.00

STAYER
14.90

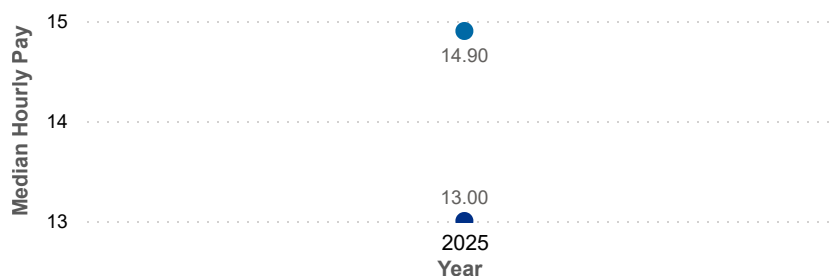
LEAVER
0.72

STAYER
0.69

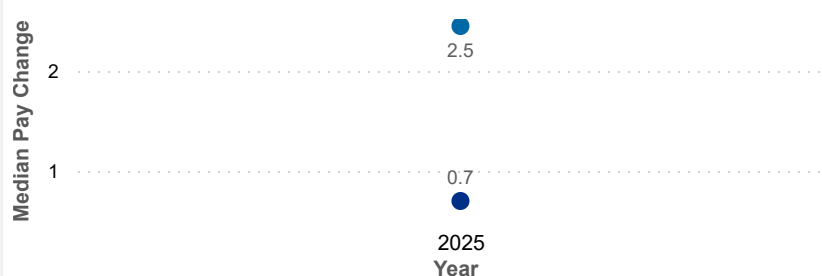
Seniority: ● Early ● Mid ● Senior



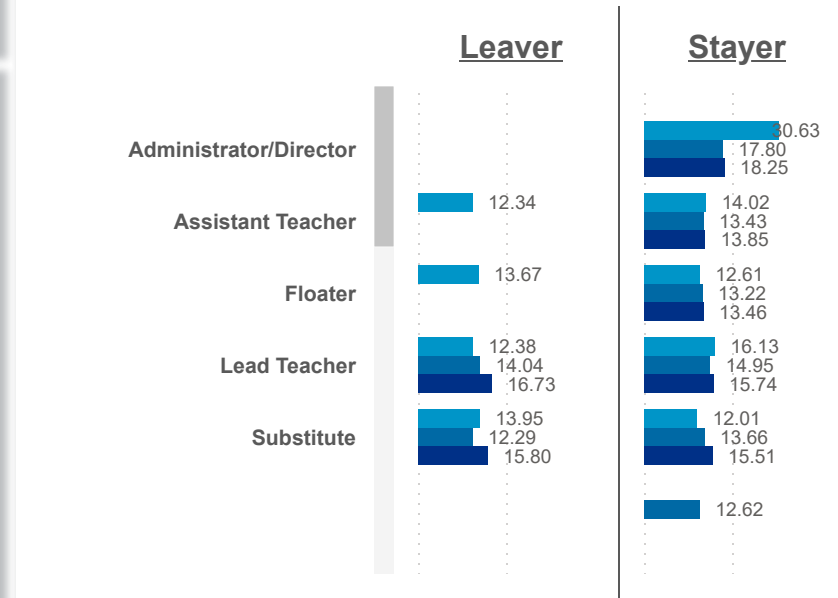
Worker Status: ● Leaver ● Stayer



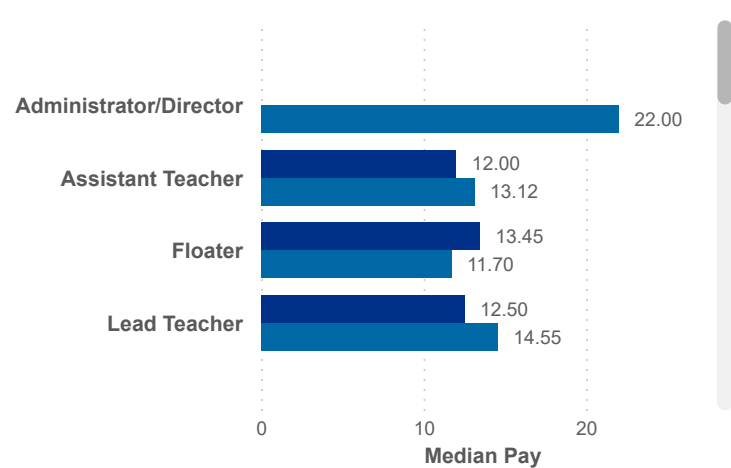
Worker Status: ● Leaver ● Stayer



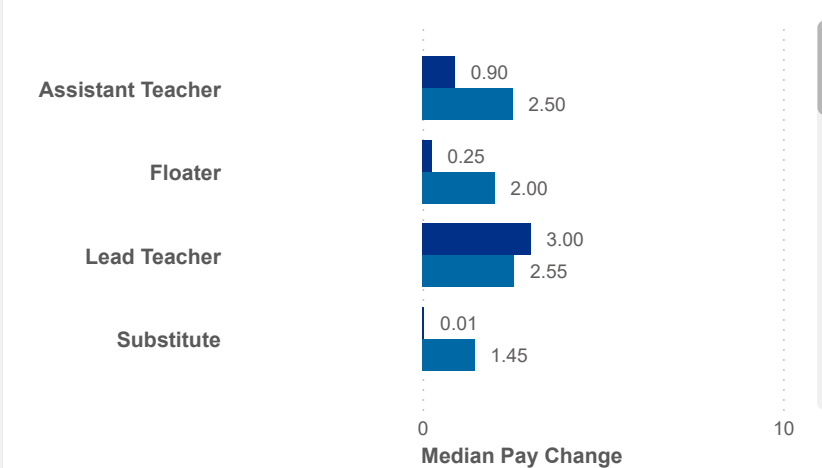
Seniority: ● Early ● Mid ● Senior



Worker Status: ● Leaver ● Stayer



Worker Status: ● Leaver ● Stayer





Date: Program Type:
 Job Title: Teacher Age Group: Education: TEACH Status:

Date: Position Type:
 SUTQ Rating: Total Duration: Center Type: Publicly Funded: POWER Status:

SDA>County: Total Duration: Beale Code: Student Age Group: POWER Levels:

PAY MEDIAN (USD)

PAY PROGRESSION (USD)

PAY & CAREER SENIORITY (USD)

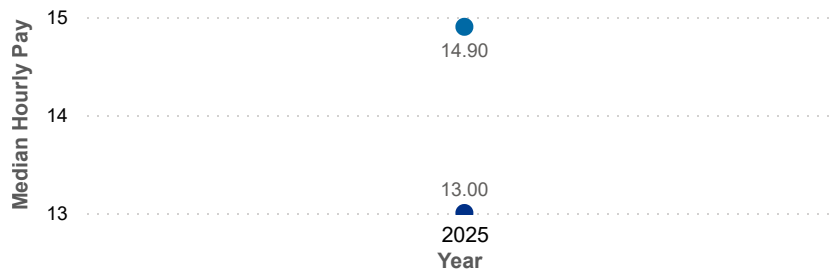
LEAVER
13.00

STAYER
14.90

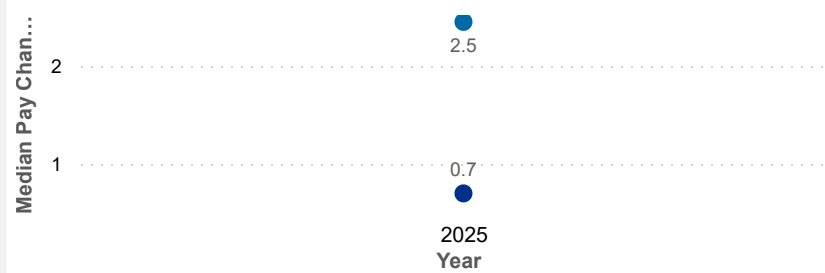
LEAVER
0.72

STAYER
0.69

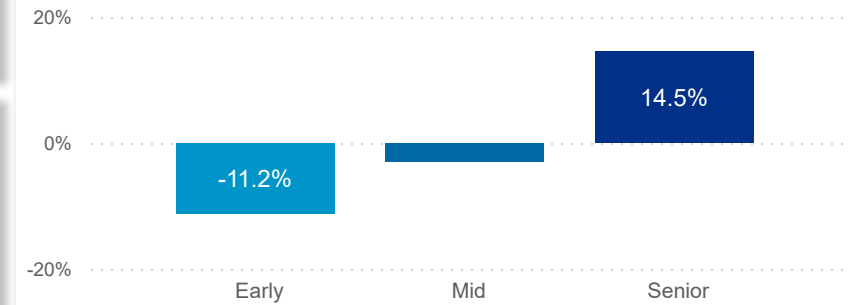
Worker Status: ● Leaver ● Stayer



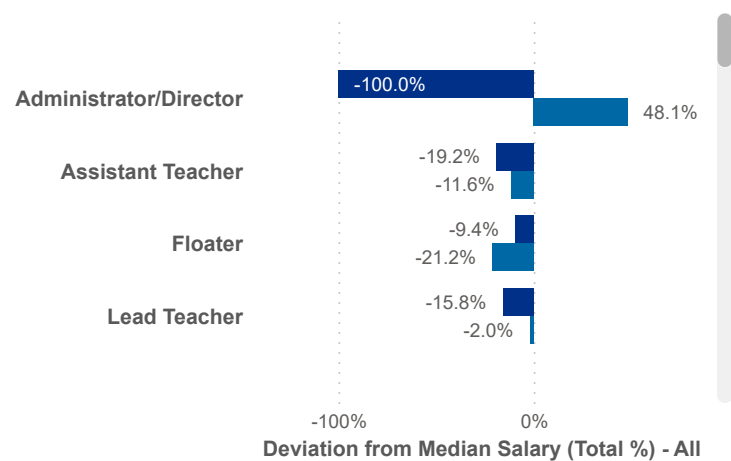
Worker Status: ● Leaver ● Stayer



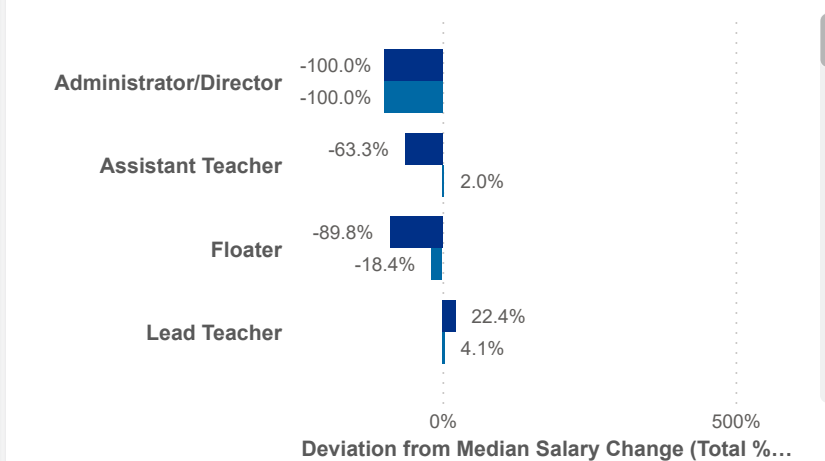
Seniority: ● Early ● Mid ● Senior



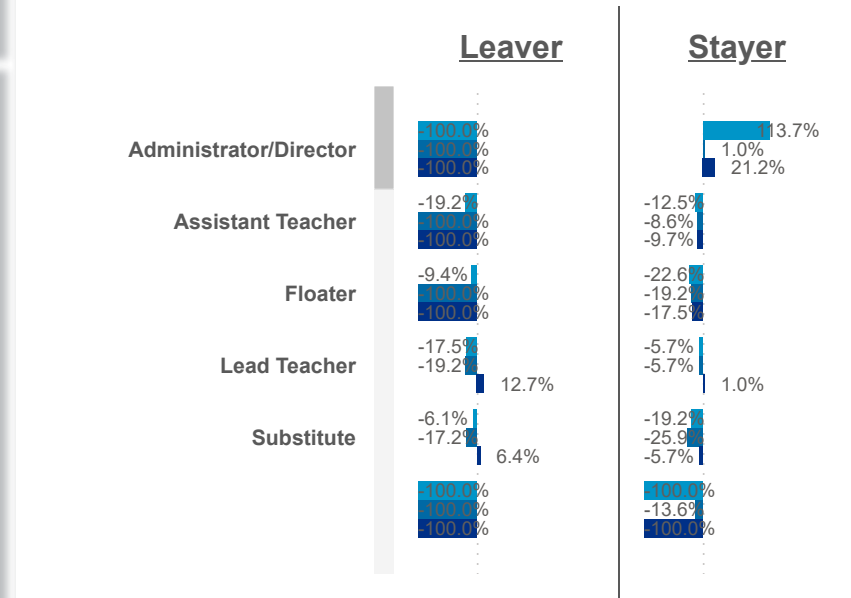
Worker Status: ● Leaver ● Stayer



Worker Status: ● Leaver ● Stayer



Seniority: ● Early ● Mid ● Senior





Date: Program Type: Job Title: Teacher Age Group: Education: TEACH Status:

Position Type: SUTQ Rating: Total Duration: Center Type: Publicly Funded: POWER Status:

SDA>County: Beale Code: Student Age Group: POWER Levels:

SDA>County: SUTQ Rating: Total Duration: Center Type: Publicly Funded: POWER Status:

Beale Code: Student Age Group: POWER Levels:

Workload Median (Total)

4.67

Workload Median (Leaver)

4.85

Workload Median (Stayer)

4.67

Star Rating Mean (Total)

1.8

Star Rating Mean (Leaver)

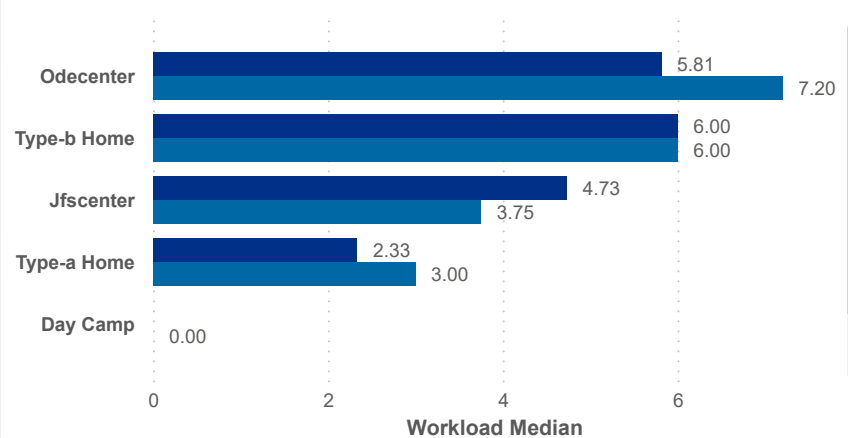
1.7

Star Rating Mean (Stayer)

1.8

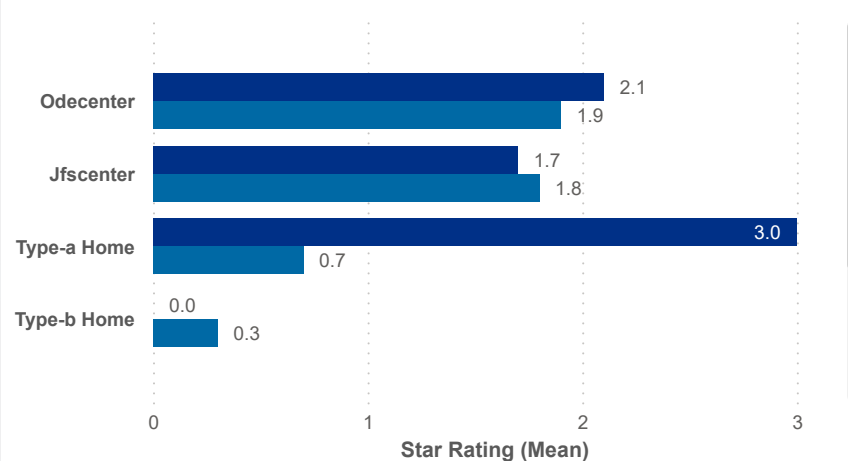
Workload Median

Worker status ● Leaver ● Stayer



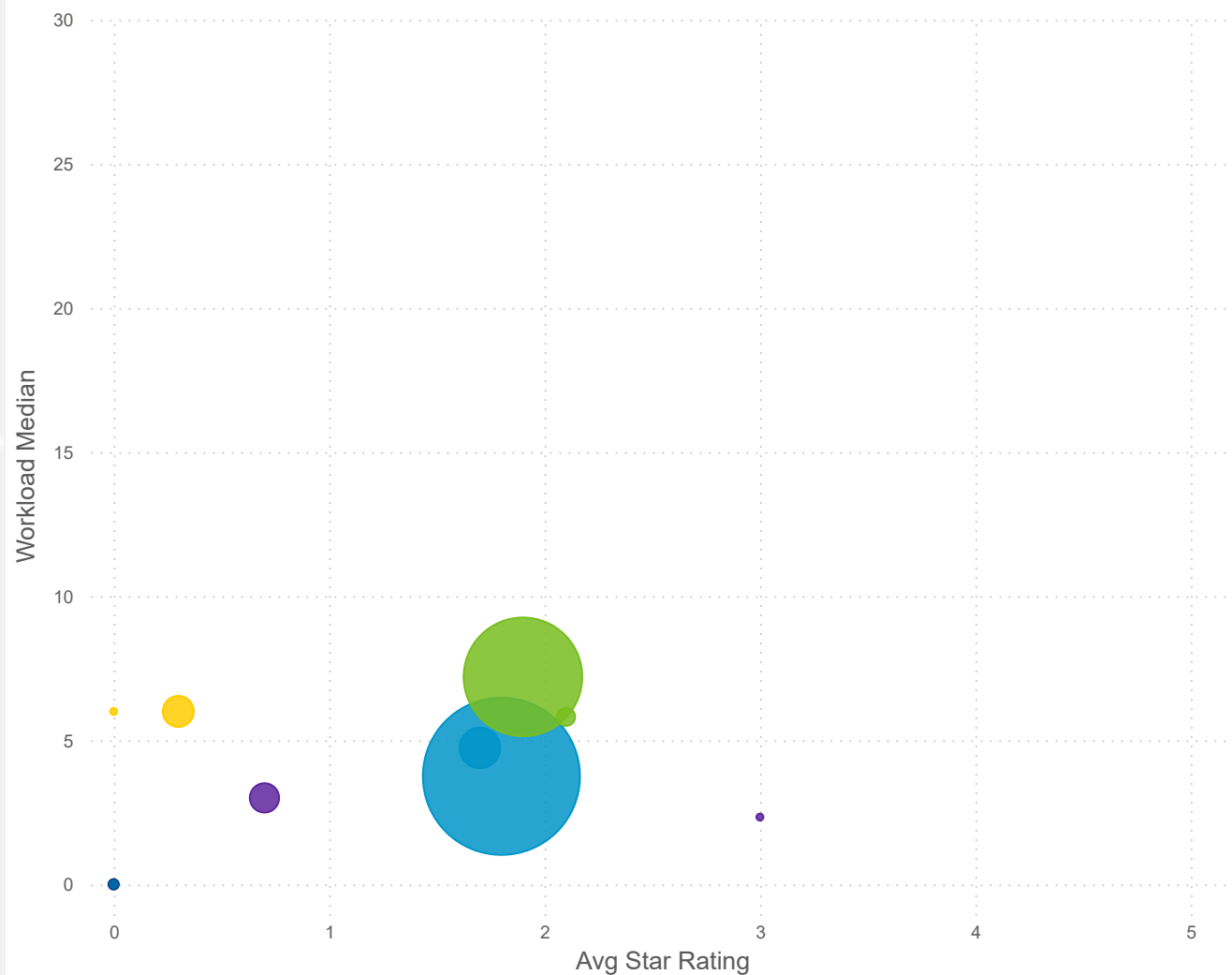
Star Rating Mean

Worker status ● Leaver ● Stayer



Star Rating Mean, Workload Median, and Number of Users by Worker Status and Center Type

Center Type: ● Day Camp ● Inhome Aide ● Jfscenter ● Odecenter ● Type-a Home ● Type-b Home





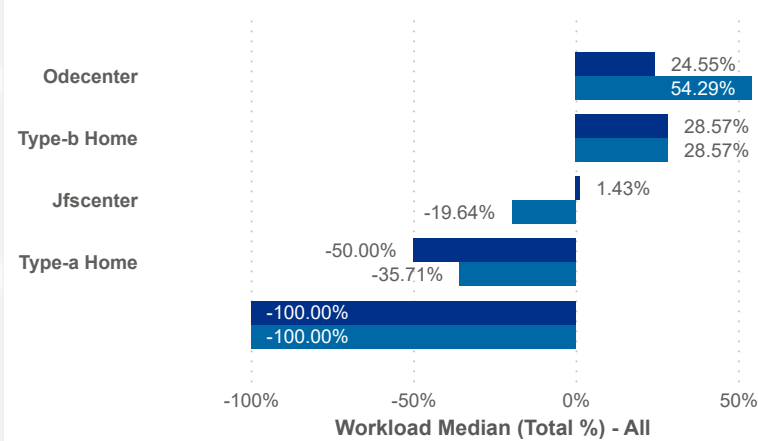
Date: 202510 | Program Type: Multiple select... | Job Title: All | Teacher Age Group: All | Education: All | TEACH Status: All
 202512 | Position Type: All | SUTQ Rating: All | Total Duration: 0.00 | Center Type: All | Publicly Funded: All | POWER Status: All
 SDA>County: SDA 5 | Beale Code: All | Student Age Group: All | POWER Levels: All

Workload Median (Total)

4.67

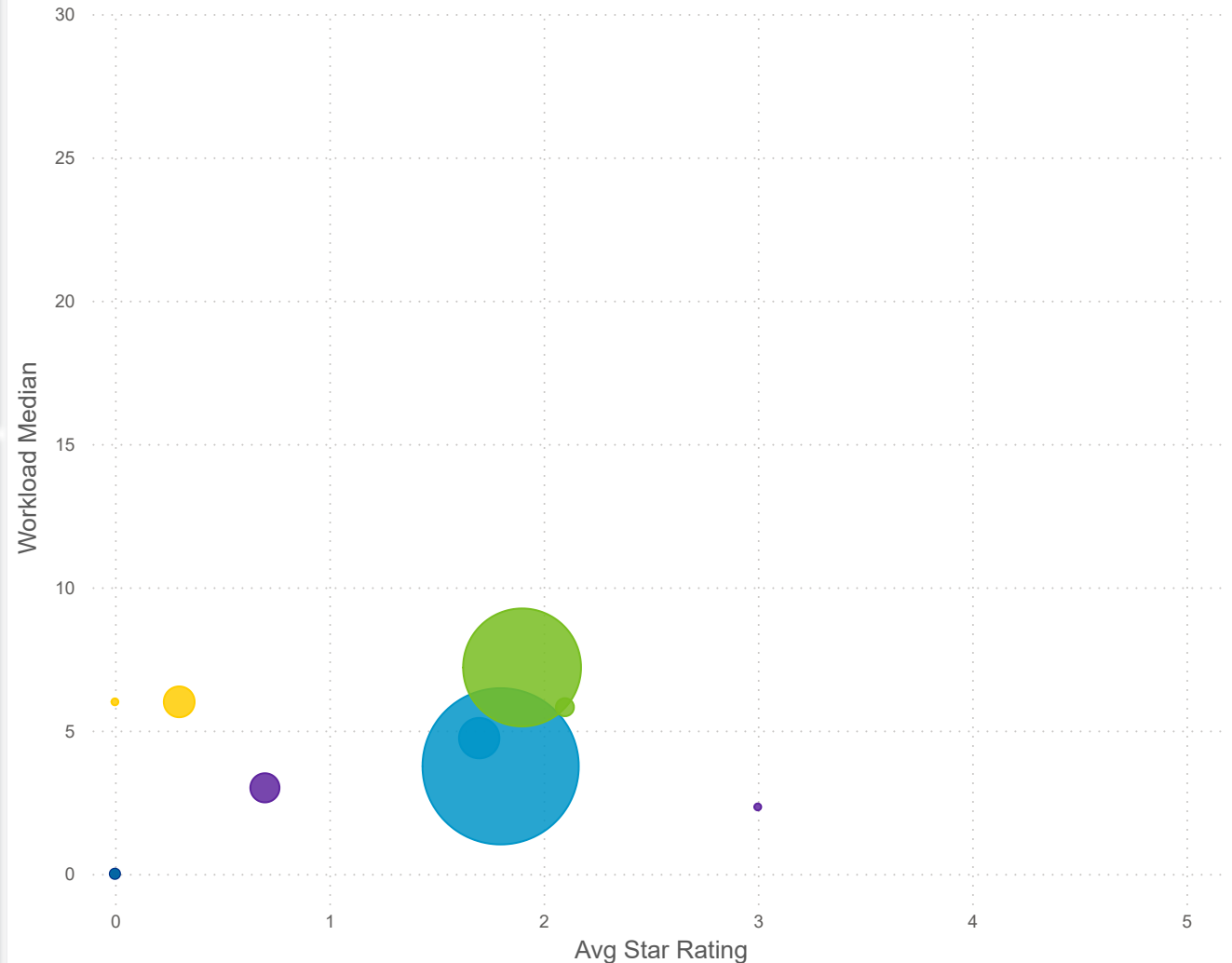
Workload Median (Total %)

Worker status ● Leaver ● Stayer



Star Rating Mean, Workload Median, and Number of Users by Worker Status and Center Type

Center Type: ● Day Camp ● Inhome Aide ● Jfscenter ● Odecenter ● Type-a Home ● Type-b Home

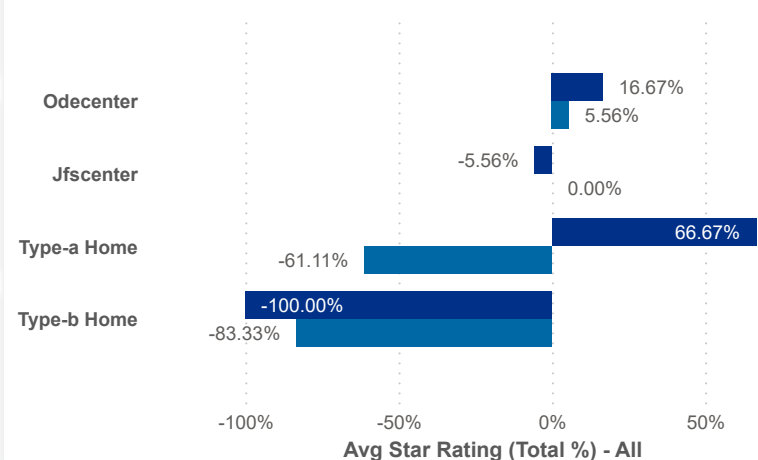


Workload Median (Leaver)

4.85

Star Rating Mean (Total %)

Worker status ● Leaver ● Stayer



Workload Median (Stayer)

4.67

Star Rating Mean (Total)

1.8

Star Rating Mean (Leaver)

1.7

Star Rating Mean (Stayer)

1.8



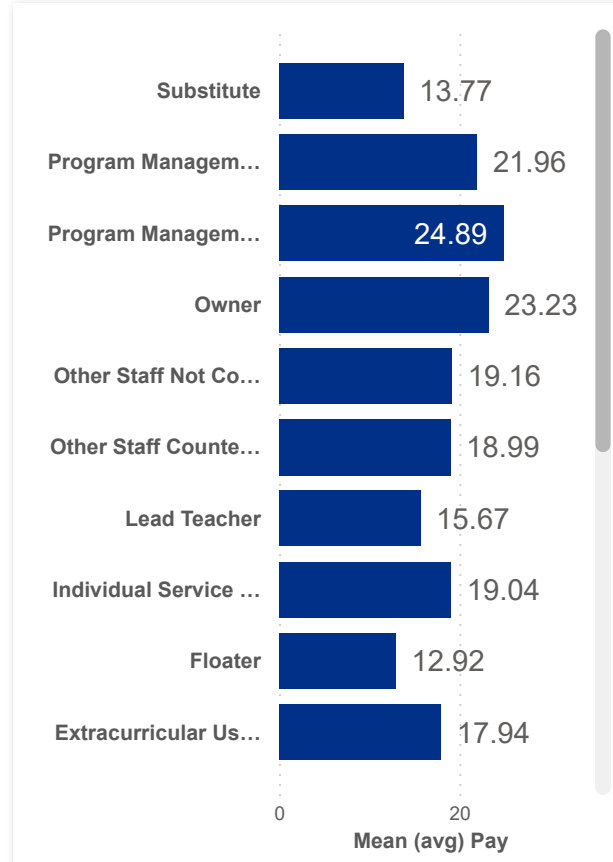
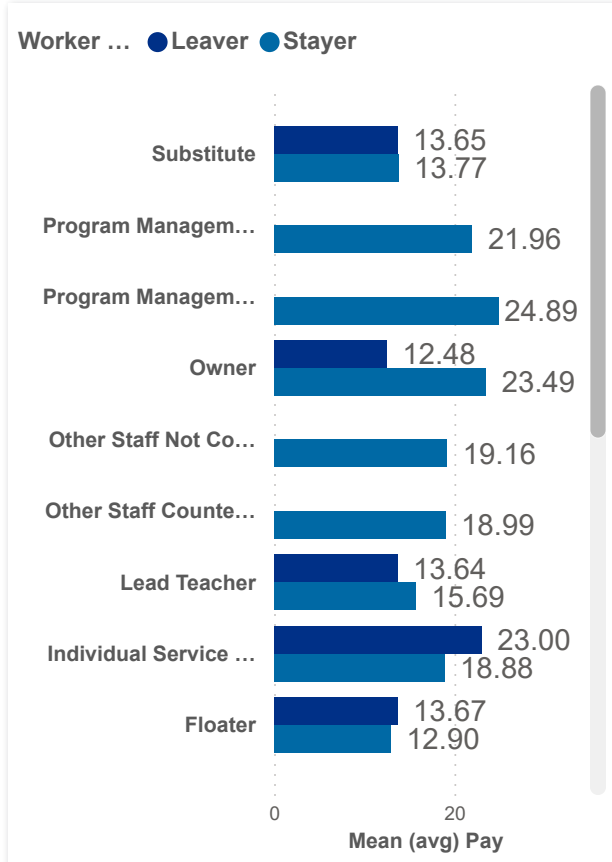
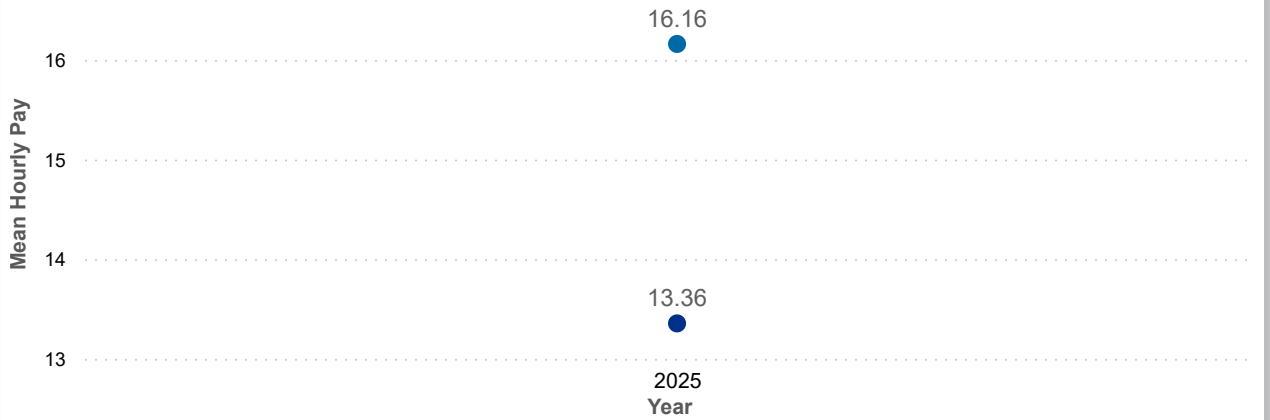
Date: 202510 Program Type: Multiple select...
 202512 Position Type: All
 Job Title: All Teacher Age Group: All
 Education: All
 Credential: All
 TEACH Status: All
 TEACH Models: All
 SDA>County: SDA 5 SUTQ Rating: All Total Duration: 0.00
 100.00 Center Type: All Publicly Funded: All
 Beale Code: All Student Age Group: All
 POWER Status: All
 POWER Levels: All

PAY MEAN (USD)

LEAVER	STAYER	COMBINED
13.36	16.16	16.12

Salary Mean by Year and Worker Status

Worker status ● Leaver ● Stayer



Combined Salary Mean by Year and Worker Status

