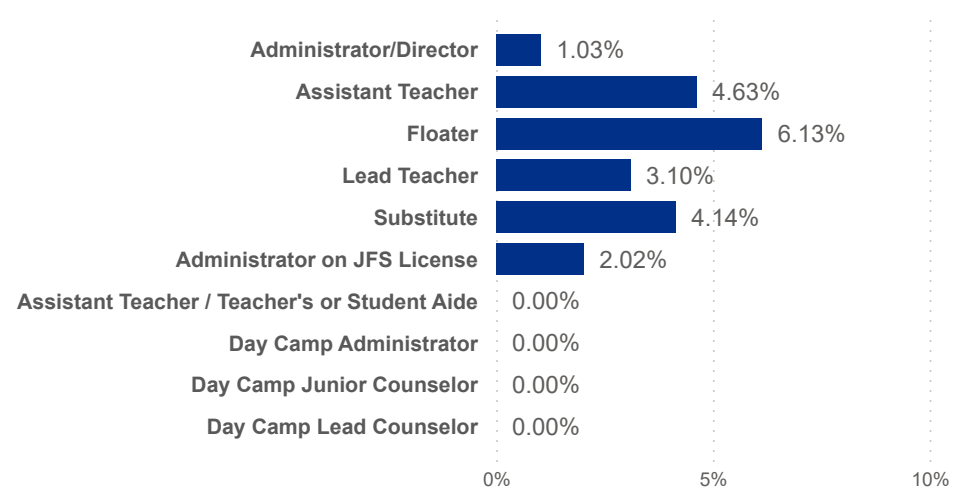




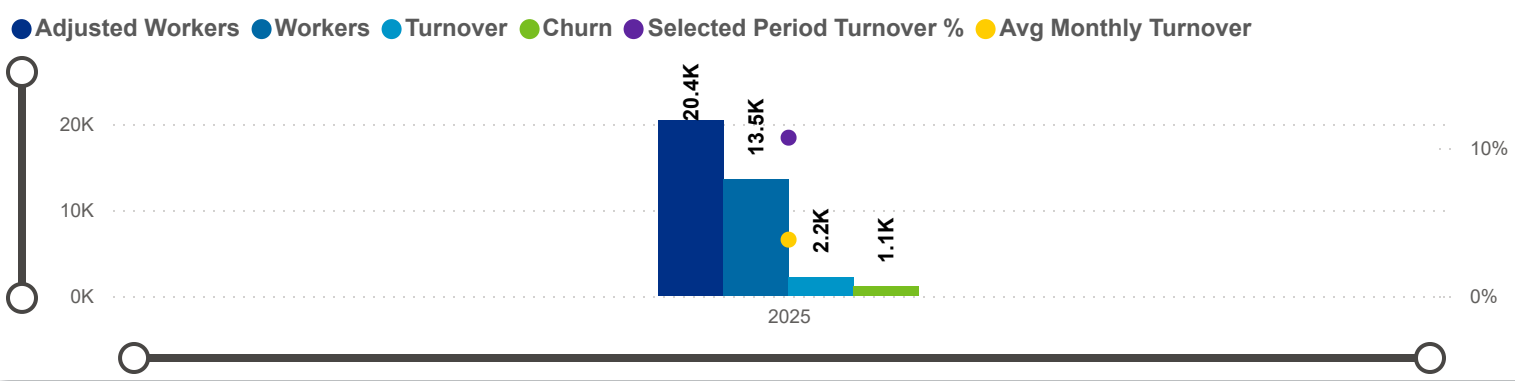
Date: 202510 | Program Type: Multiple select... | Job Title: All | Teacher Age Group: All | Education: All | TEACH Status: All
 202512 | Position Type: All | SUTQ Rating: All | Total Duration: 0.00 | Center Type: All | Publicly Funded: All | POWER Status: All
 SDA>County: SDA 3 | Beale Code: All | Student Age Group: All | POWER Levels: All

Avg Monthly Turnover Rates by Job Title

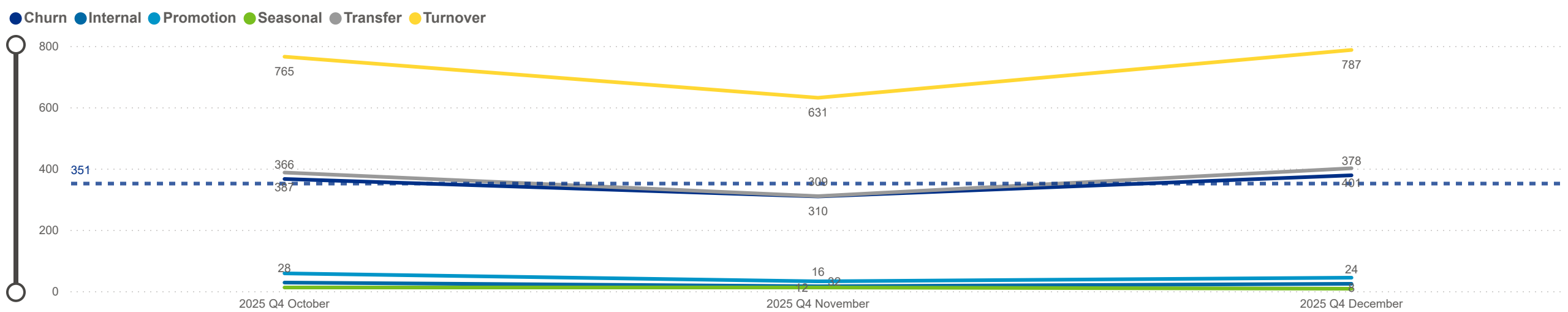


Avg Monthly Turnover	Adjusted Workers	Total Leaver	Total Stayer	Sel Period Turnover
3.81%	20,406	1,045	19,361	10.70%

Avg Monthly Turnover and Number of Workers

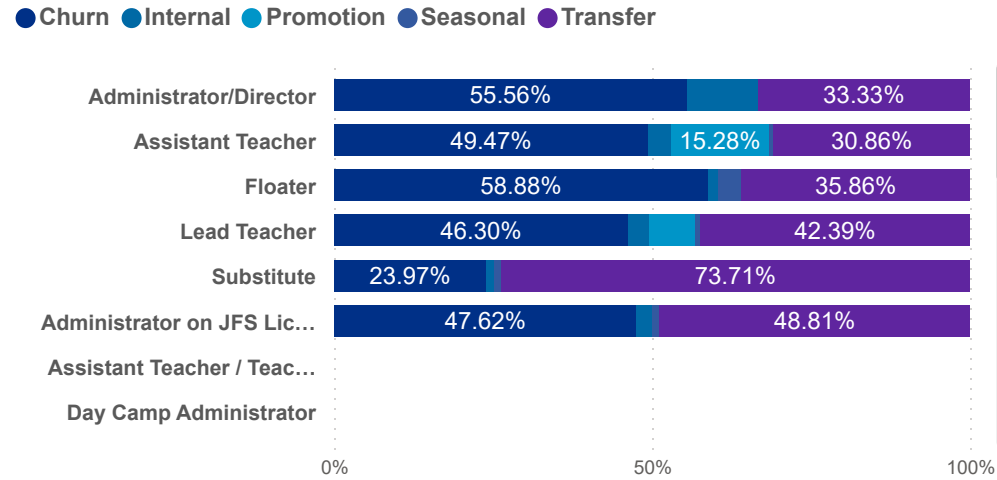


Categorization by Time Series



Date: 202510 | Program Type: Multiple select... | Job Title: All | Teacher Age Group: All | Education: All | TEACH Status: All
 202512 | Position Type: All | SUTQ Rating: All | Total Duration: 0.00 | Center Type: All | Publicly Funded: All | POWER Status: All
 SDA>County: SDA 3 | Beale Code: All | Student Age Group: All | POWER Levels: All

Job Change Reasons by Job Title



Avg Monthly Churn

1.84%

Adjusted Workers

20,406

Workload Median

5.14

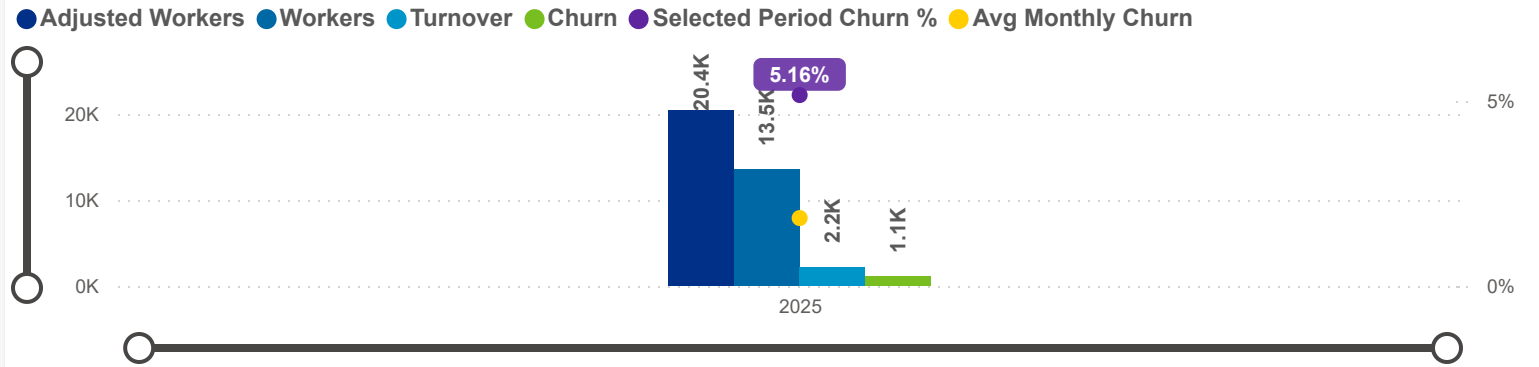
Pay Median USD / hr

15.22

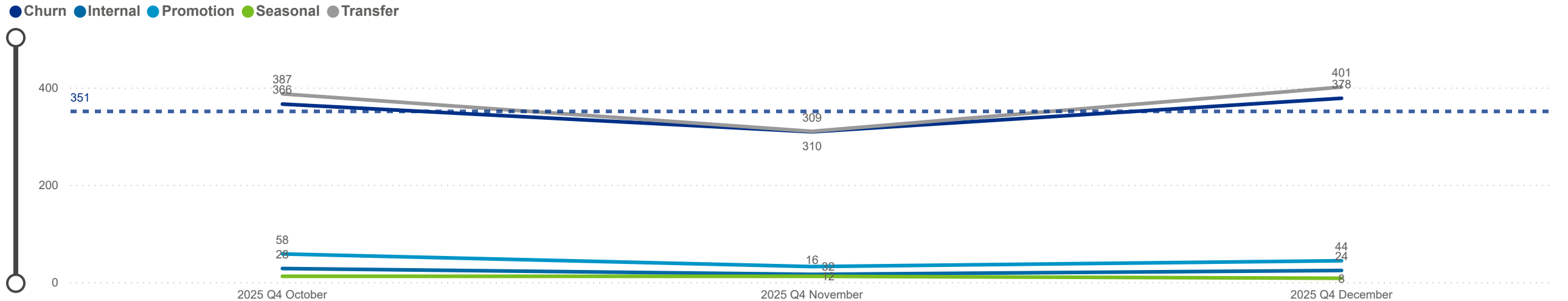
Avg ECE Duration

6.35

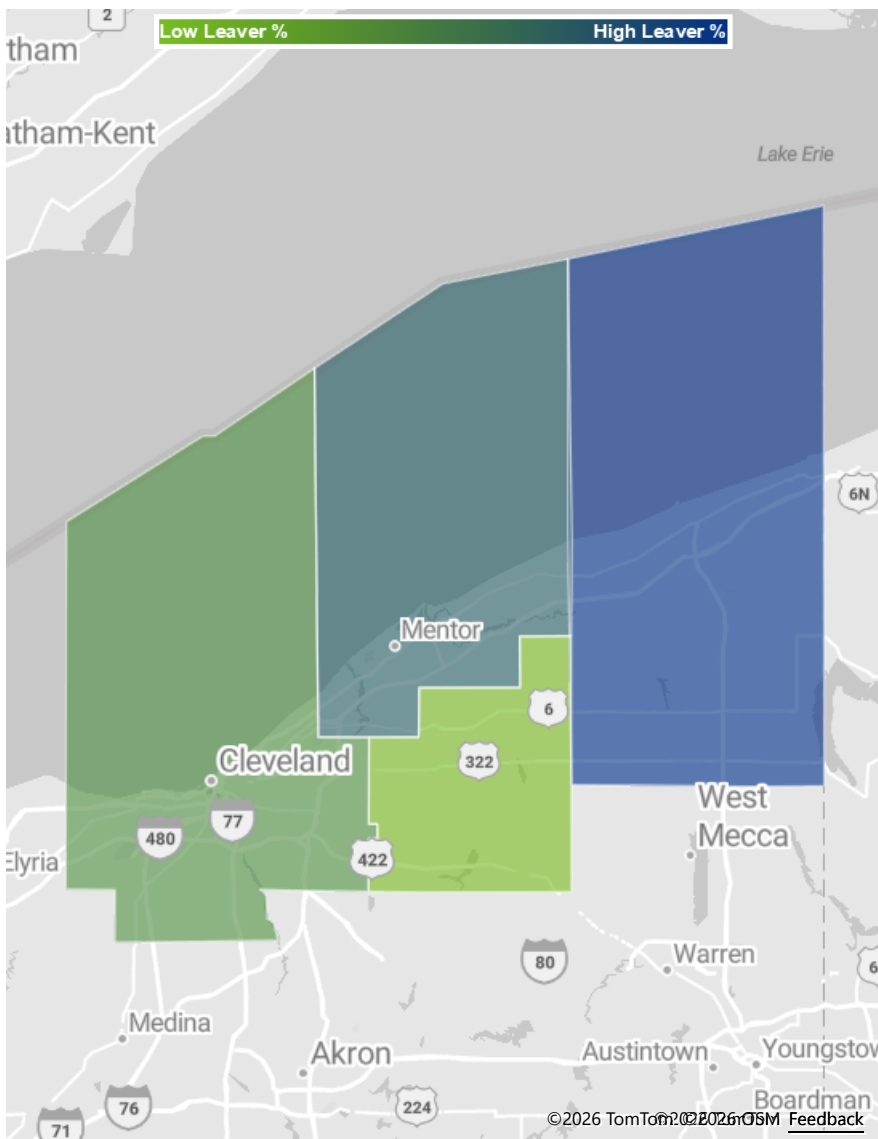
Avg Monthly Churn and Number of Workers



Categorization by Time Series

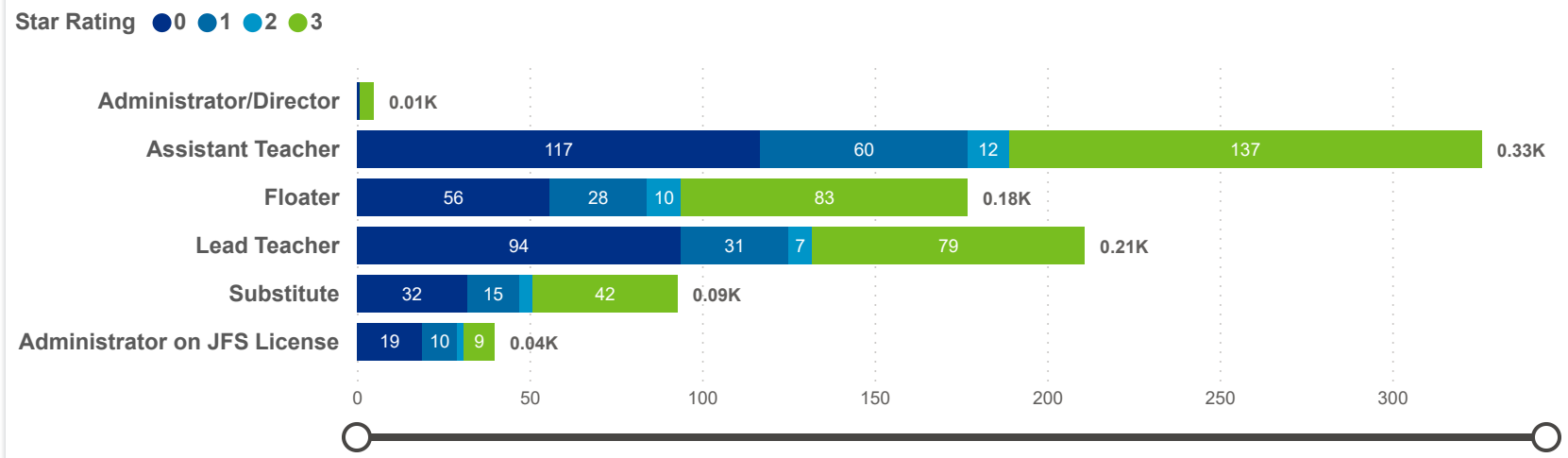


Date: 202510 | Program Type: Multiple select... | Job Title: All | Teacher Age Group: All | Education: All | TEACH Status: All
 202512 | Position Type: All | SUTQ Rating: All | Total Duration: 0.00 | Center Type: All | Publicly Funded: All | POWER Status: All
 SDA>County: SDA 3 | Beale Code: All | Student Age Group: All | POWER Levels: All



ADJUSTED WORKERS	TOTAL LEAVER	TOTAL STAYER	SELECTED PERIOD CHURN %
20,406	1,045	19,361	5.12%

Leaver by Job Title and Star Rating



County	Adjusted Workers	Workers	Workers %	Total Leaver	Total Stayer	Selected Period Churn %	Stayer %	Avg Monthly Churn	Selected Period Turnover %	Avg Monthly Turnover	Workload Median	Avg Star Rating
Ashtabula OH	804	559	4.14%	56	748	6.97%	93.03%	2.46%	10.07%	3.57%	5.00	2.13
Cuyahoga OH	16,995	11,165	82.59%	847	16,148	4.98%	95.02%	1.79%	10.91%	3.89%	5.00	1.62
Lake OH	1,859	1,440	10.65%	112	1,747	6.02%	93.98%	2.14%	10.65%	3.76%	6.53	1.48
Geauga OH	750	544	4.02%	30	720	4.00%	96.00%	1.40%	6.53%	2.29%	4.86	1.15
Total	20,406	13,518	100.00%	1,045	19,361	5.12%	94.88%	1.84%	10.70%	3.81%	5.14	1.61



Date:	202510	Program Type:	Multiple select... ▾	Job Title:	All ▾	Teacher Age Group:	All ▾	Education:	All ▾	TEACH Status:	All ▾
	202512	Position Type:	All ▾					Credential:	All ▾	TEACH Models:	All ▾
SDA>County:	SDA 3 ▾	SUTQ Rating:	All ▾	Total Duration:	0.00	Center Type:	All ▾	Publicly Funded:	All ▾	POWER Status:	All ▾
					100.00	Beale Code:	All ▾	Student Age Group:	All ▾	POWER Levels:	All ▾

NUMBER OF WORKERS		AVG ECE DURATION (In Years)		HOURLY WAGE BANDS (USD)	
TOTAL LEAVER	TOTAL STAYER	LEAVER	STAYER	LEAVER (Hourly Wage MED)	STAYER (Hourly Wage MED)
1,045	19,361				
.		.		.	
.		.		.	



Date: Program Type:
 Job Title: Teacher Age Group: Education: TEACH Status:

Date: Position Type:
 SUTQ Rating: Total Duration: Center Type: Publicly Funded: POWER Status:

SDA>County: Beale Code: Student Age Group: POWER Levels:

NUMBER OF WORKERS

AVG ECE DURATION (In Years)

HOURLY WAGE BANDS (USD)

LEAVER

STAYER

5.12%

94.88%

4.41

6.40

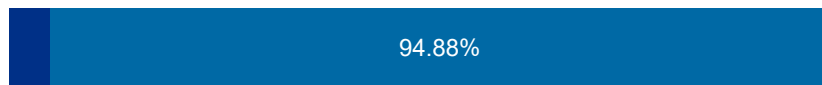
LEAVER (Hourly Wage MED)

STAYER (Hourly Wage MED)

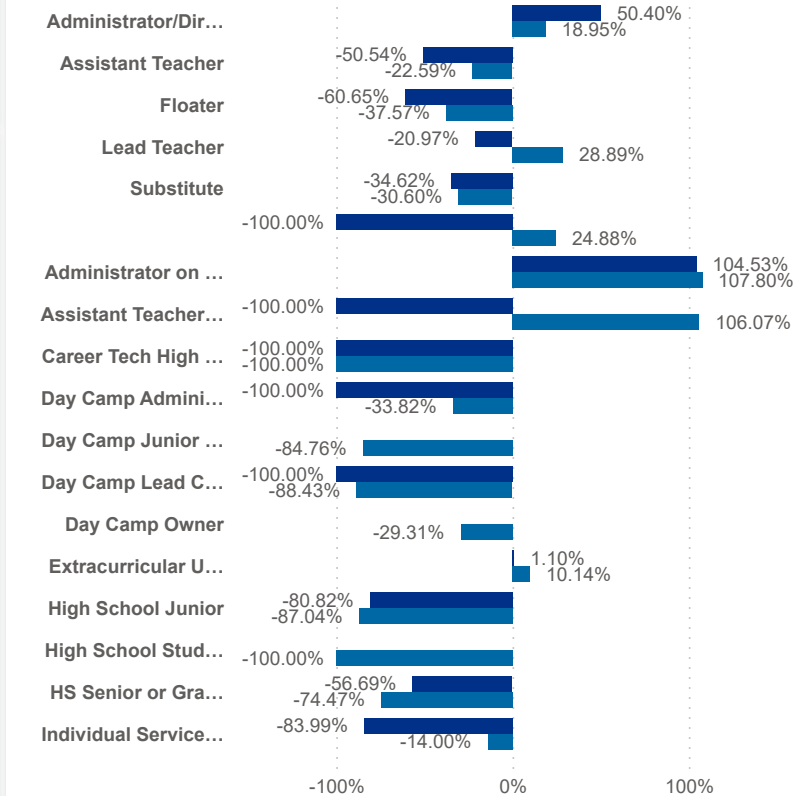
15.00

15.25

● Leaver % ● Stayer %



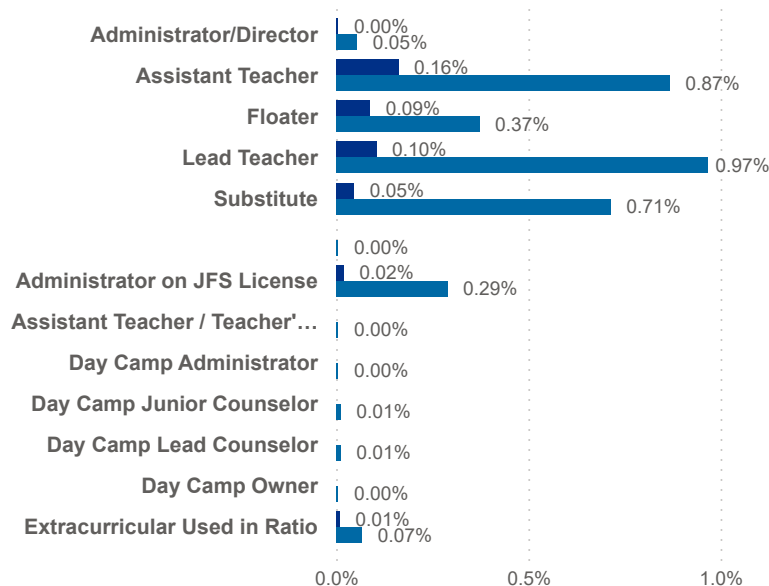
Worker Status: ● Leaver ● Stayer



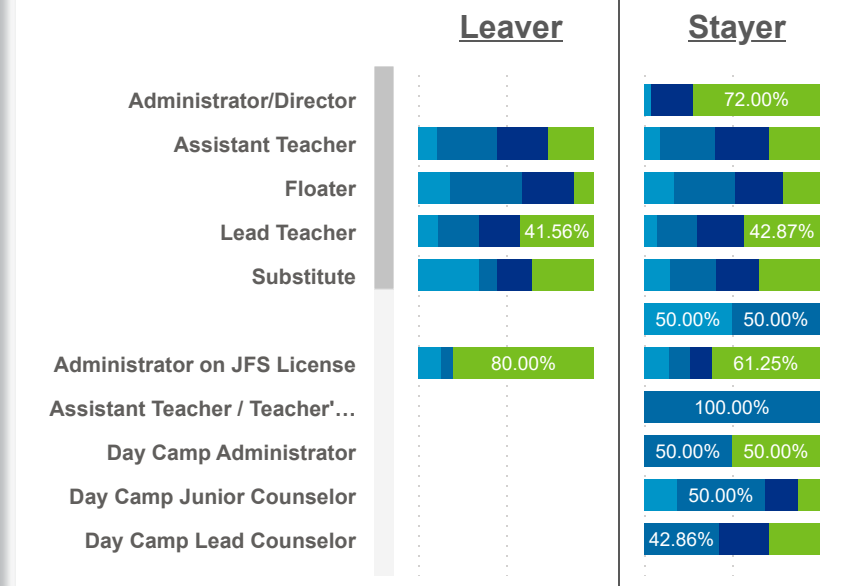
Wage Bands: ● < 10 ● 10 < .. < 11.6 ● 11.6 < .. < 14 ● > 14



Worker Status: ● Leaver ● Stayer



Wage Bands: ● < 10 ● 10 < .. < 11.6 ● 11.6 < .. < 14 ● > 14





Date: Program Type:
 Job Title: Teacher Age Group: Education: TEACH Status:

Date: Position Type:
 SUTQ Rating: Total Duration: Center Type: Publicly Funded: POWER Status:

SDA>County: Beale Code: Student Age Group: POWER Levels:

LEAVER (Avg Career Duration)

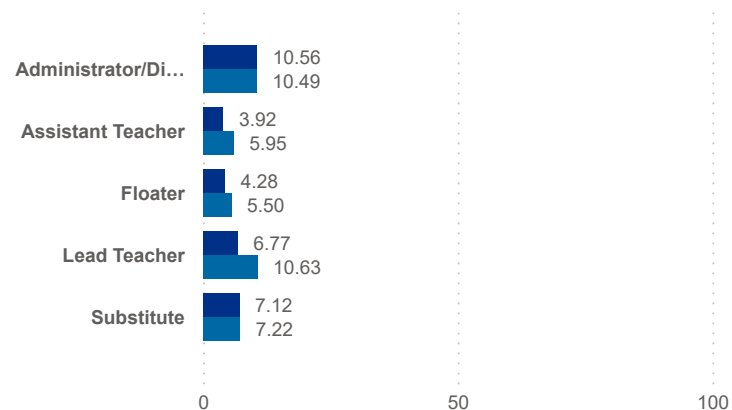
8.86

STAYER (Avg Career Duration)

10.92

Avg Career Duration by Job Title

Worker Status: ● Leaver ● Stayer



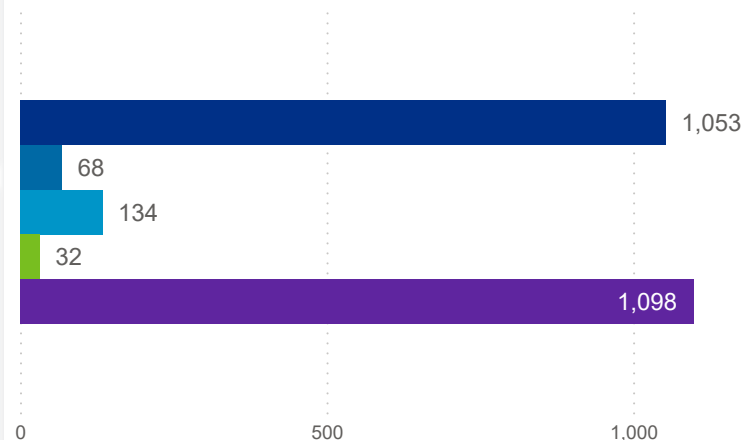
County	Job Title	Longest Serving Profile	\$ / hr	Seniority	Workload	Star Rating (Me
Ashtabula	Administrator/Director	1.80		Early	8.25	
Cuyahoga	Administrator/Director	1.83		Early	7.89	
Geauga	Administrator/Director	1.27		Early	3.20	
Lake	Administrator/Director	1.26		Early	9.00	
Ashtabula	Administrator/Director	1.16	15.00	Early	10.60	
Cuyahoga	Administrator/Director	3.72	15.00	Early	8.33	
Cuyahoga	Administrator/Director	3.34	21.64	Early	6.62	
Geauga	Administrator/Director	3.26	30.50	Early	10.71	
Geauga	Administrator/Director	2.25	35.00	Early	2.57	
Lake	Administrator/Director	2.25	35.00	Early	5.17	
Cuyahoga	Administrator/Director	3.82		Mid	8.00	

TOTAL STAYER

19,361

Turnover Reasons

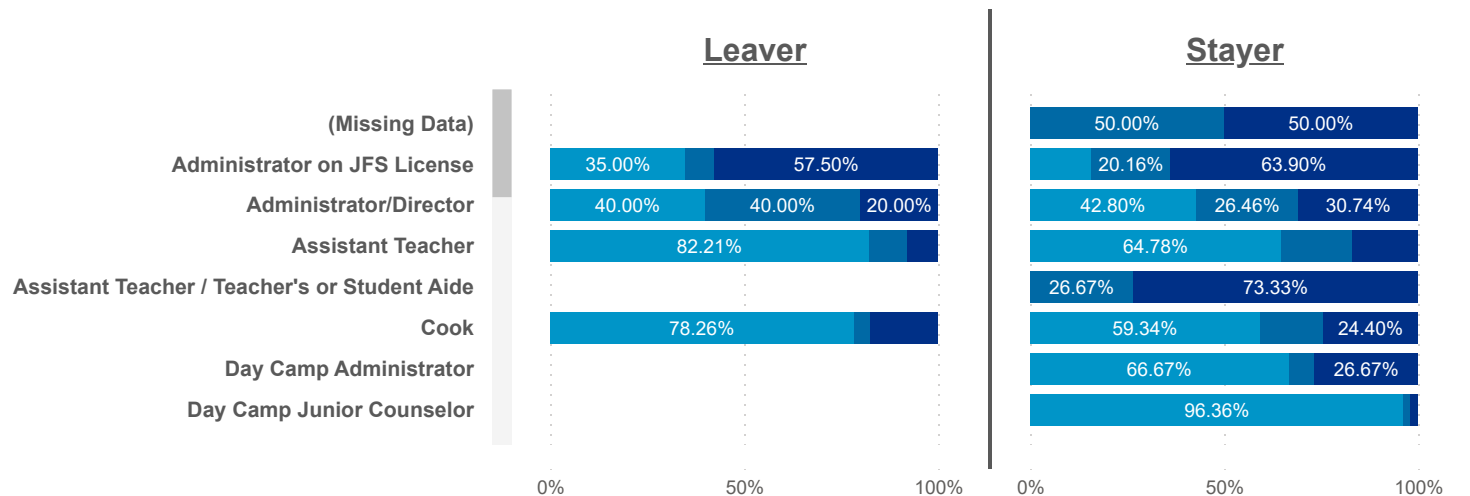
● Churn ● Internal ● Promotion ● Seasonal ● Transfer



STAYER (Promotion)

134

Seniority: ● Early ● Mid ● Senior





Date: Program Type:
 Job Title: Teacher Age Group: Education: TEACH Status:

Date: Position Type:
 SUTQ Rating: Total Duration: Center Type: Publicly Funded: POWER Status:

SDA>County: Beale Code: Student Age Group: POWER Levels:

LEAVER (Avg Career Duration)

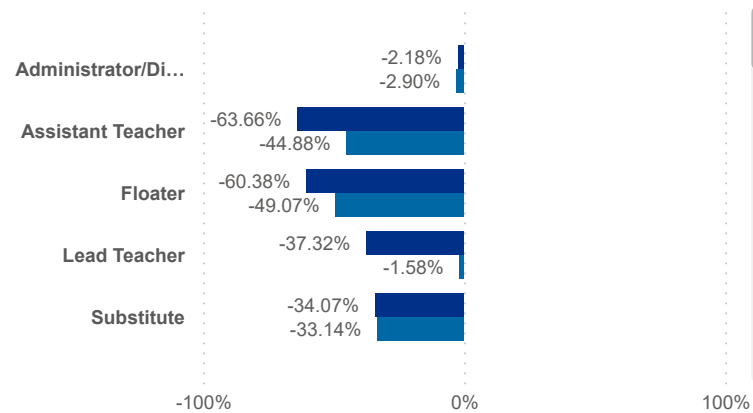
8.86

STAYER (Avg Career Duration)

10.92

Avg Career Duration by Job Title vs Mean

Worker Status: ● Leaver ● Stayer



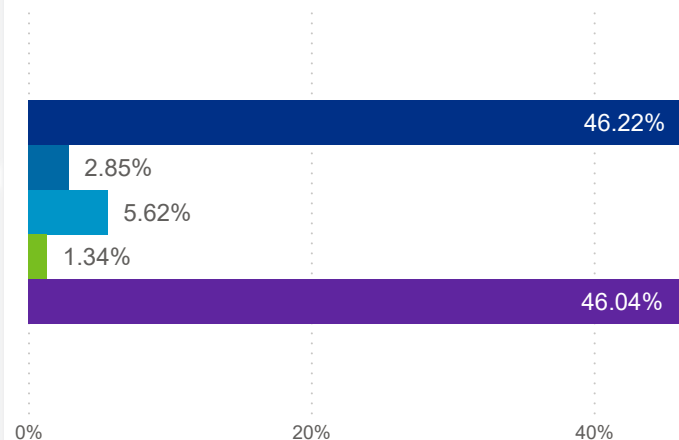
County	Job Title	Longest Serving Profile	\$ / hr	Seniority	Workload	Star Rating (mean)
Cuyahoga	Floater	0.00	13.89	Early	4.36	3.0
Cuyahoga	Extracurricular Used in Ratio	0.00	22.00	Early	9.18	1.0
Geauga	Assistant Teacher	0.01	17.38	Early	3.16	3.0
Lake	Assistant Teacher	0.02	10.70	Early	3.47	0.0
Cuyahoga	Lead Teacher	0.02	25.50	Early	9.03	0.0
Ashtabula	HS Senior or Graduate <18	0.02	9.00	Early	4.50	1.0
Ashtabula	HS Senior or Graduate <18	0.03		Early	9.62	1.0
Cuyahoga	Individual Service Provider Used in Ratio	0.03	24.00	Early	0.89	3.0
Lake	Assistant Teacher	0.04	12.73	Early	7.00	3.0
Geauga	Assistant Teacher	0.04	18.02	Early	4.90	3.0
Cuyahoga	Lead Teacher	0.04	20.11	Early	9.17	3.0

TOTAL STAYER

19,361

Turnover Reasons

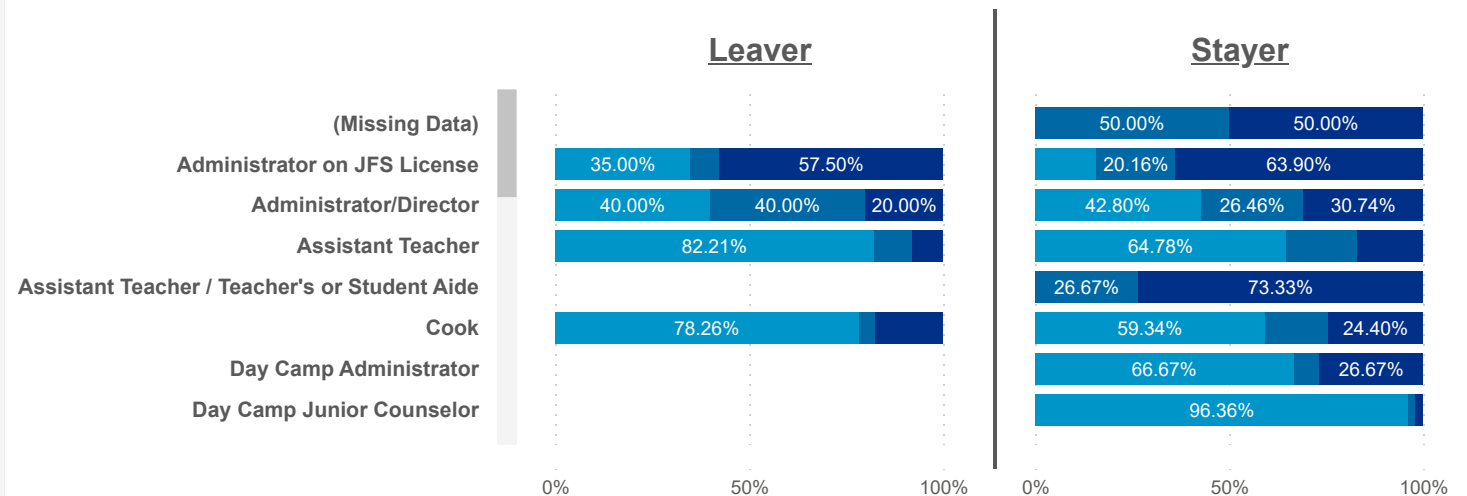
● Churn ● Internal ● Promotion ● Seasonal ● Transfer



STAYER (Promotion)

134

Seniority: ● Early ● Mid ● Senior





Date: 202510 | Program Type: Multiple select... | Job Title: All | Teacher Age Group: All | Education: All | TEACH Status: All
 202512 | Position Type: All | SUTQ Rating: All | Total Duration: 0.00 | Center Type: All | Publicly Funded: All | POWER Status: All
 SDA>County: SDA 3 | Beale Code: All | Student Age Group: All | POWER Levels: All

PAY MEDIAN (USD)

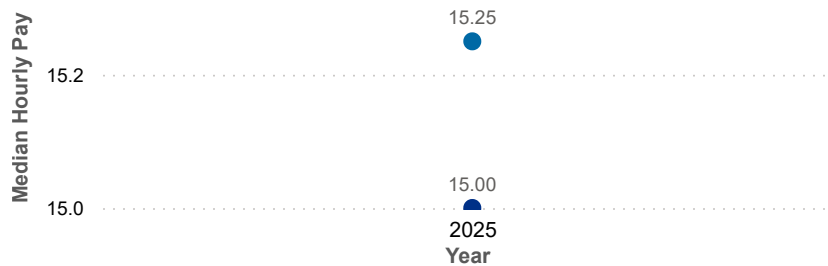
LEAVER

15.00

STAYER

15.25

Worker Status: ● Leaver ● Stayer



PAY PROGRESSION (USD)

LEAVER

0.63

STAYER

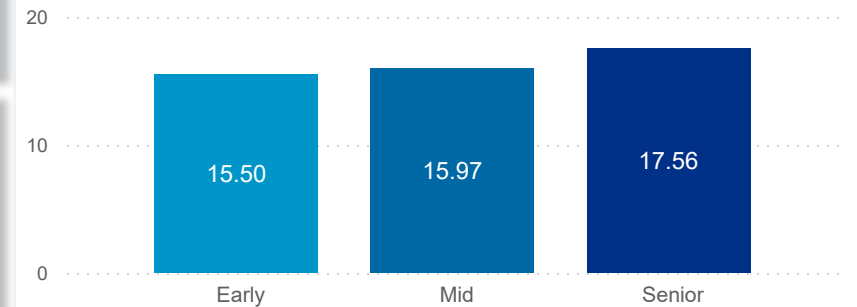
0.93

Worker Status: ● Leaver ● Stayer



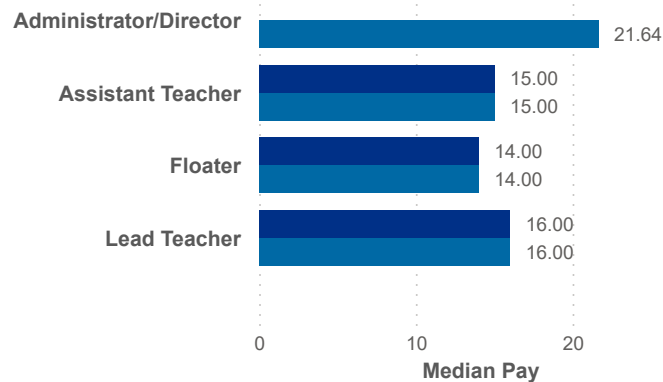
PAY & CAREER SENIORITY (USD)

Seniority: ● Early ● Mid ● Senior

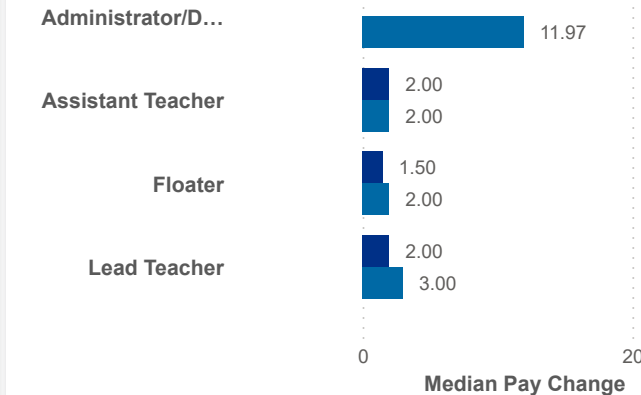


Seniority: ● Early ● Mid ● Senior

Worker Status: ● Leaver ● Stayer

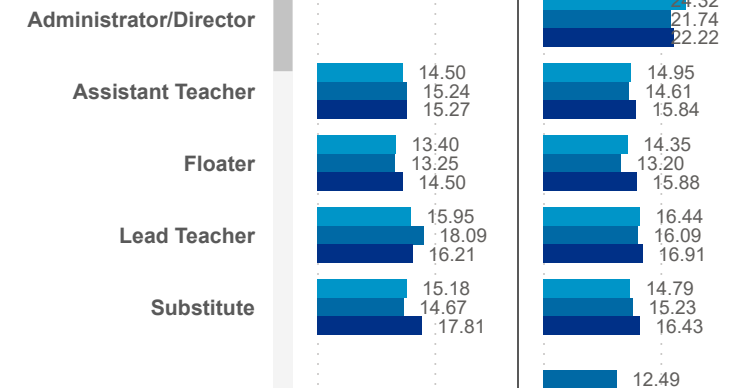


Worker Status: ● Leaver ● Stayer



Leaver

Stayer





Date: Program Type:
 Job Title: Teacher Age Group: Education: TEACH Status:

Date: Position Type:
 SUTQ Rating: Total Duration: Center Type: Publicly Funded: POWER Status:

SDA>County: Total Duration: Beale Code: Student Age Group: POWER Levels:

PAY MEDIAN (USD)

LEAVER

15.00

STAYER

15.25

Worker Status: ● Leaver ● Stayer



PAY PROGRESSION (USD)

LEAVER

0.63

STAYER

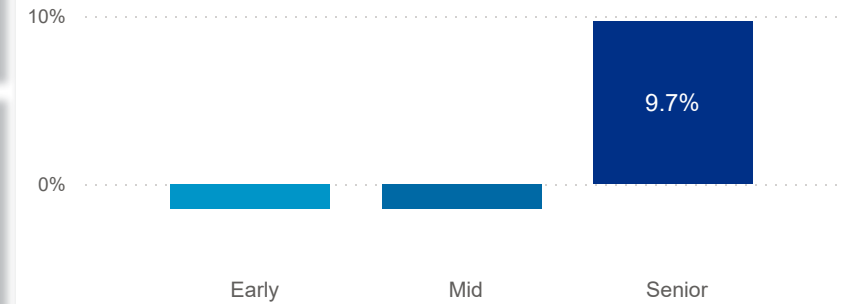
0.93

Worker Status: ● Leaver ● Stayer

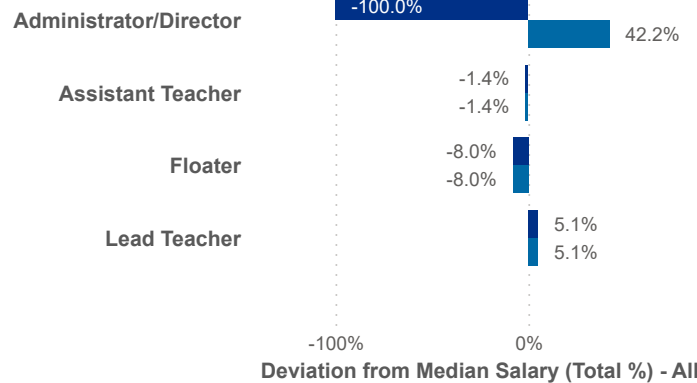


PAY & CAREER SENIORITY (USD)

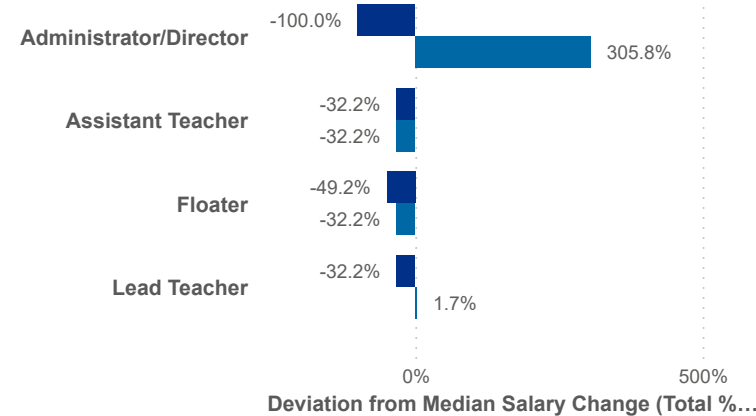
Seniority: ● Early ● Mid ● Senior



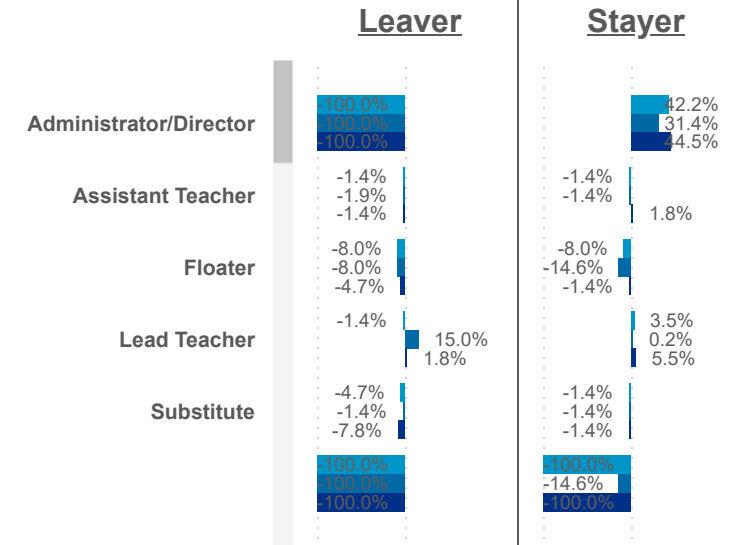
Worker Status: ● Leaver ● Stayer



Worker Status: ● Leaver ● Stayer



Seniority: ● Early ● Mid ● Senior





Date: Program Type:
 Job Title: Teacher Age Group: Education: TEACH Status:

Date: Position Type:
 SUTQ Rating: Total Duration: Center Type: Publicly Funded: POWER Status:

SDA>County: Beale Code: Student Age Group: POWER Levels:

Workload Median (Total)

5.14

Workload Median (Leaver)

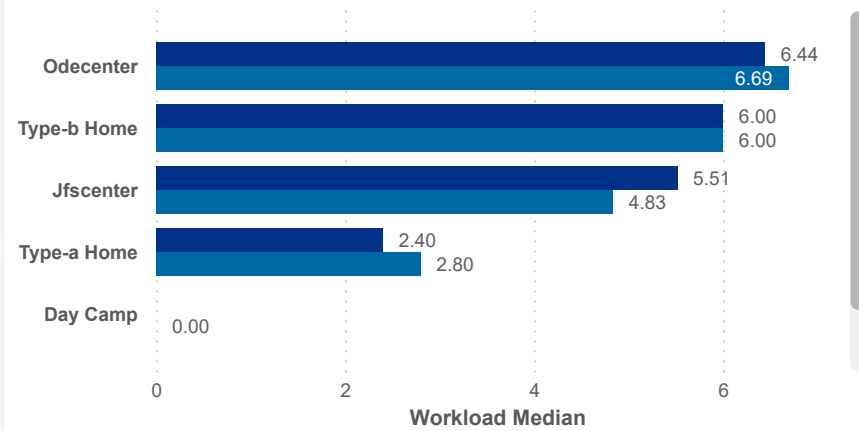
5.58

Workload Median (Stayer)

5.14

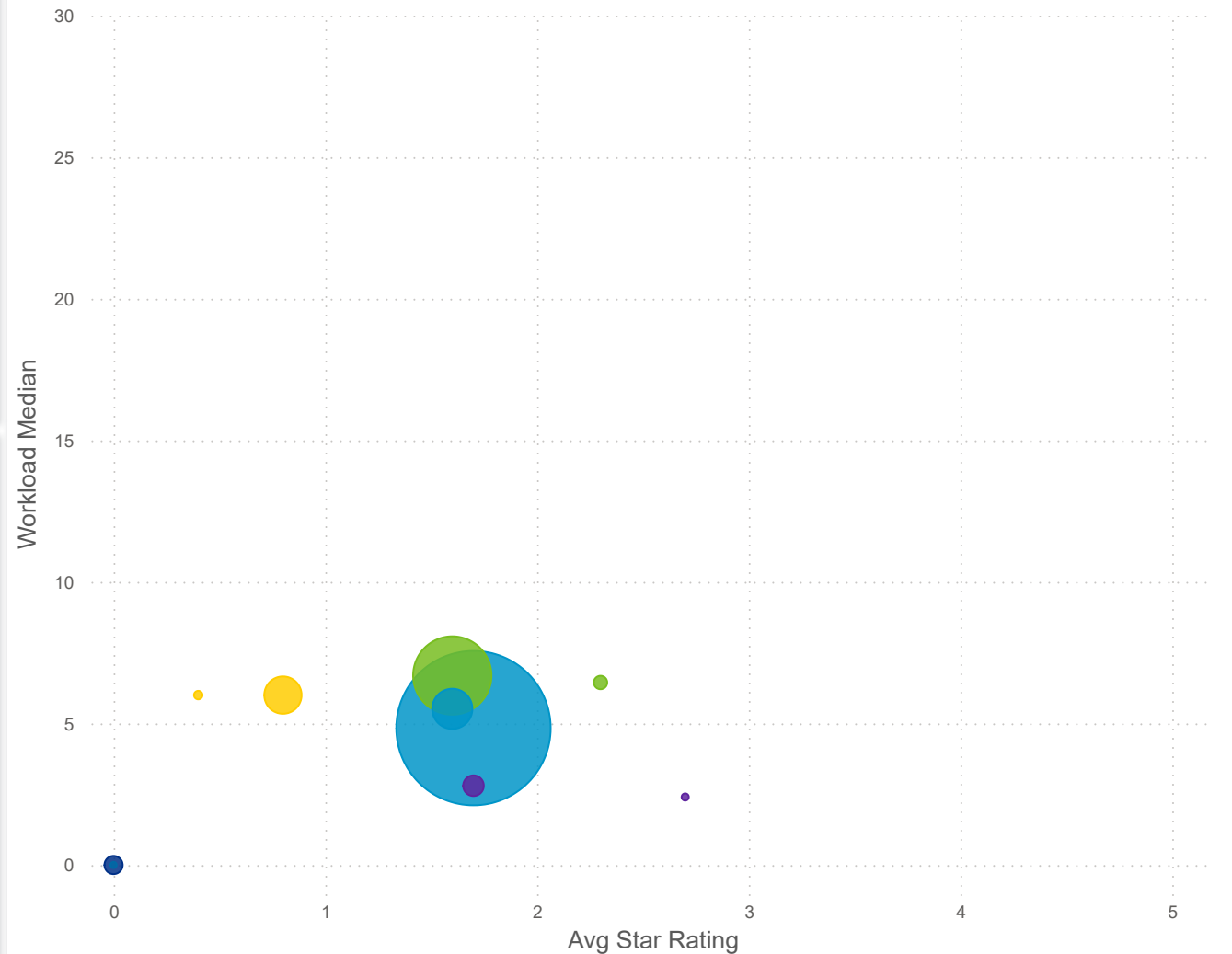
Workload Median

Worker status ● Leaver ● Stayer



Star Rating Mean, Workload Median, and Number of Users by Worker Status and Center Type

Center Type: ● Day Camp ● Inhome Aide ● Jfscenter ● Odecenter ● Type-a Home ● Type-b Home



Star Rating Mean (Total)

1.6

Star Rating Mean (Leaver)

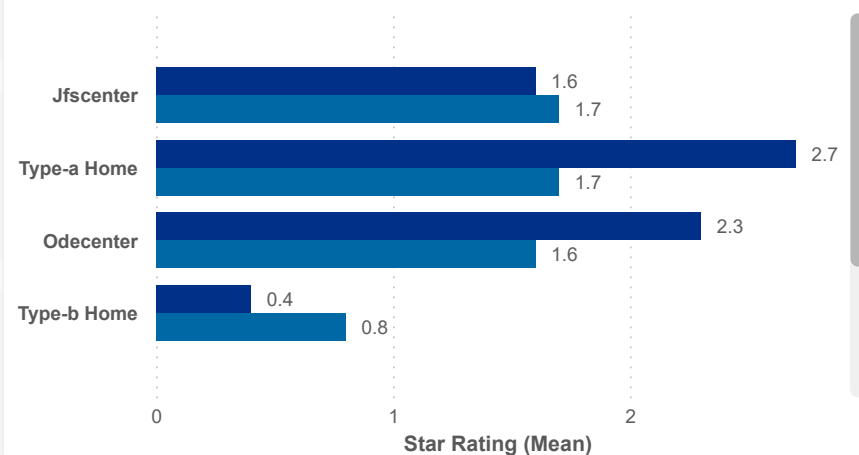
1.6

Star Rating Mean (Stayer)

1.6

Star Rating Mean

Worker status ● Leaver ● Stayer





Date: Program Type:
 Job Title: Teacher Age Group: Education: TEACH Status:

Date: Position Type:
 SUTQ Rating: Total Duration: Center Type: Publicly Funded: POWER Status:

SDA>County: Beale Code: Student Age Group: POWER Levels:

Workload Median (Total)

5.14

Workload Median (Leaver)

5.58

Workload Median (Stayer)

5.14

Star Rating Mean (Total)

1.6

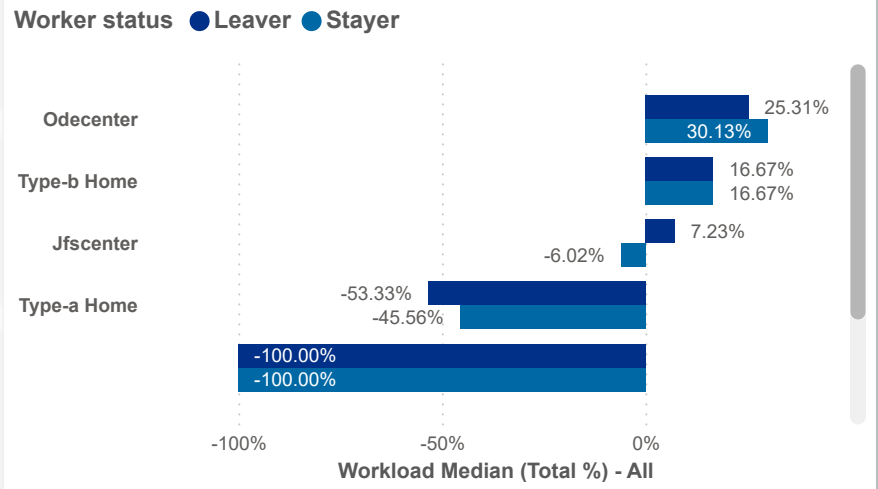
Star Rating Mean (Leaver)

1.6

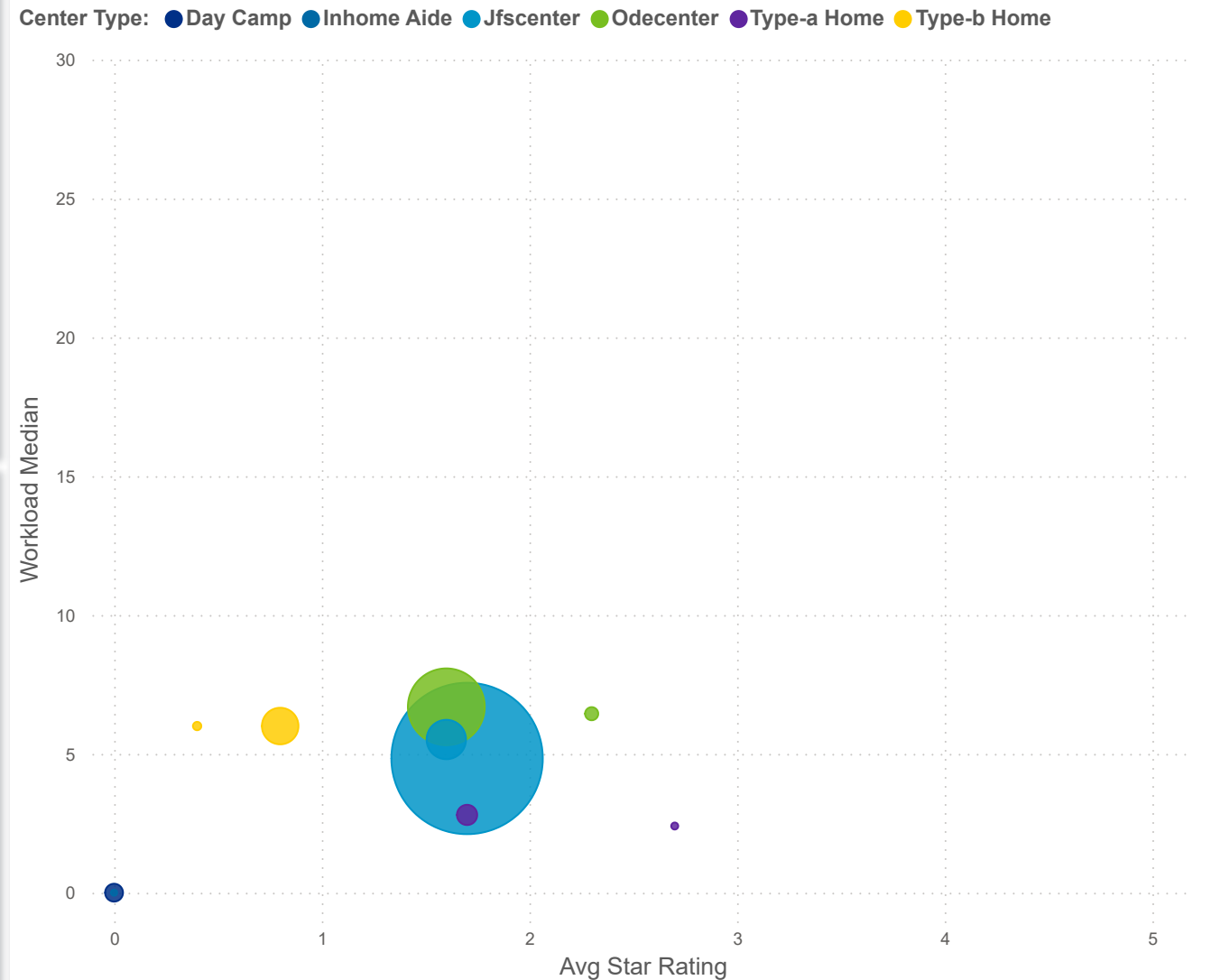
Star Rating Mean (Stayer)

1.6

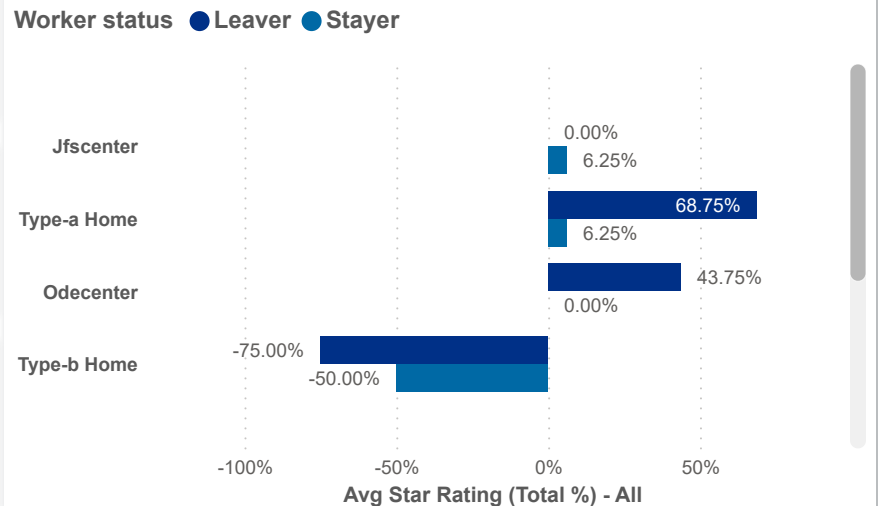
Workload Median (Total %)



Star Rating Mean, Workload Median, and Number of Users by Worker Status and Center Type



Star Rating Mean (Total %)





Date: 202510 Program Type: Multiple select...
 202512 Position Type: All
 Job Title: All Teacher Age Group: All
 Education: All
 Credential: All
 TEACH Status: All
 TEACH Models: All
 SDA>County: SDA 3 SUTQ Rating: All Total Duration: 0.00
 Center Type: All Publicly Funded: All
 Beale Code: All Student Age Group: All
 POWER Status: All
 POWER Levels: All

PAY MEAN (USD)

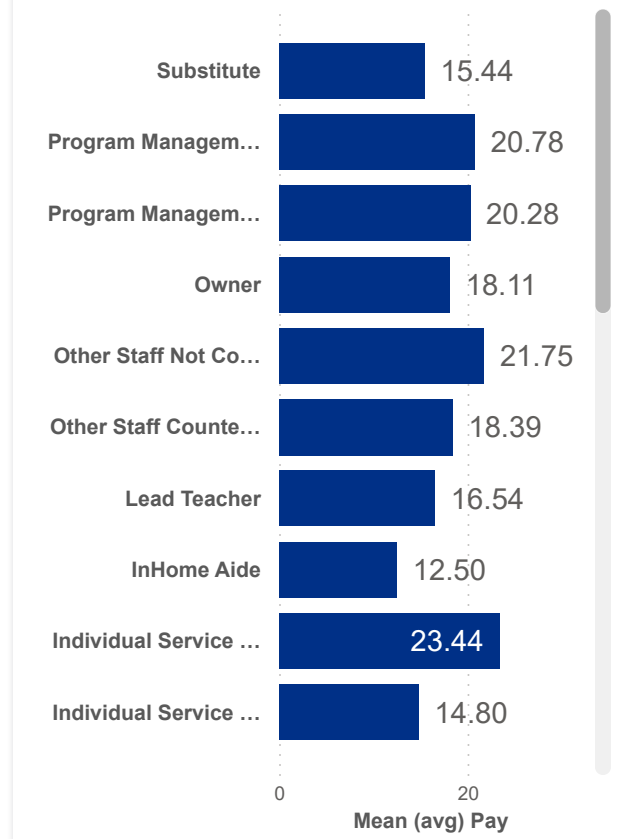
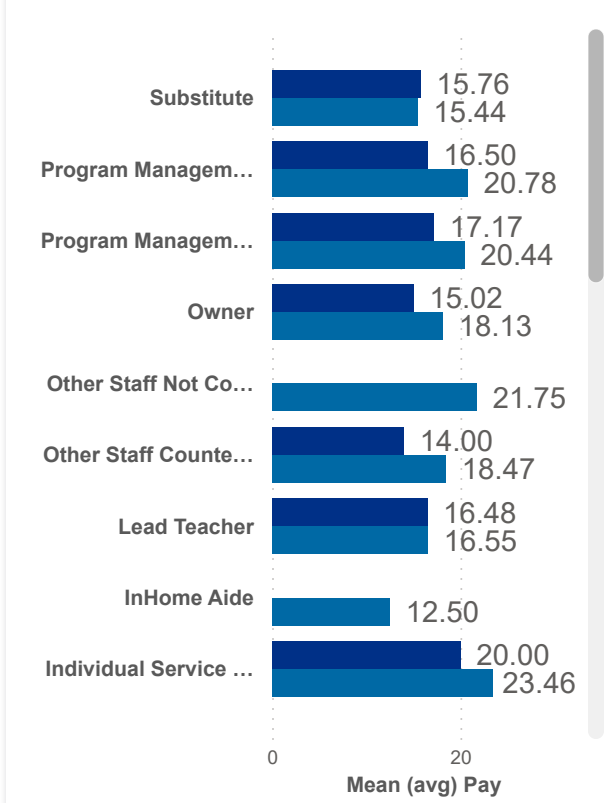
LEAVER	STAYER	COMBINED
15.53	16.41	16.40

Salary Mean by Year and Worker Status

Worker status ● Leaver ● Stayer



Worker ... ● Leaver ● Stayer



Combined Salary Mean by Year and Worker Status

