

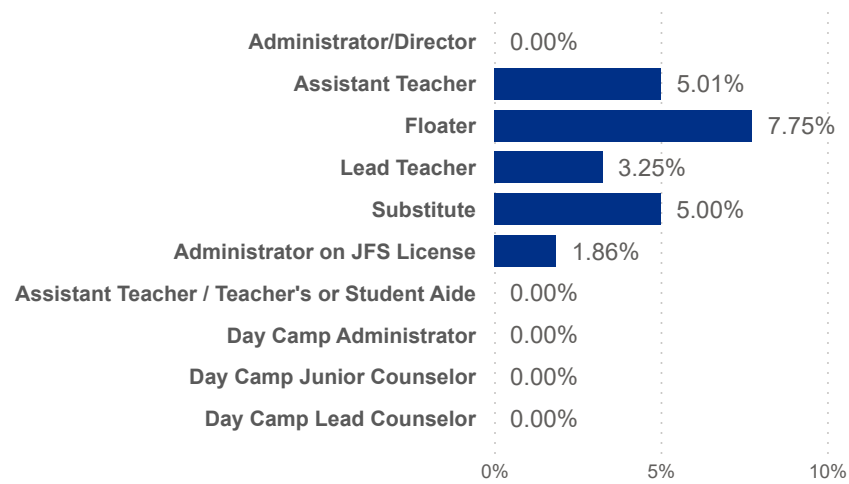


Date: Program Type:
 Job Title: Teacher Age Group: Education: TEACH Status:

Date: Position Type:
 SUTQ Rating: Total Duration: Center Type: Publicly Funded: POWER Status:

SDA>County: Beale Code: Student Age Group: POWER Levels:

Avg Monthly Turnover Rates by Job Title



Avg Monthly Turnover

3.81%

Adjusted Workers

4,573

Total Leaver

298

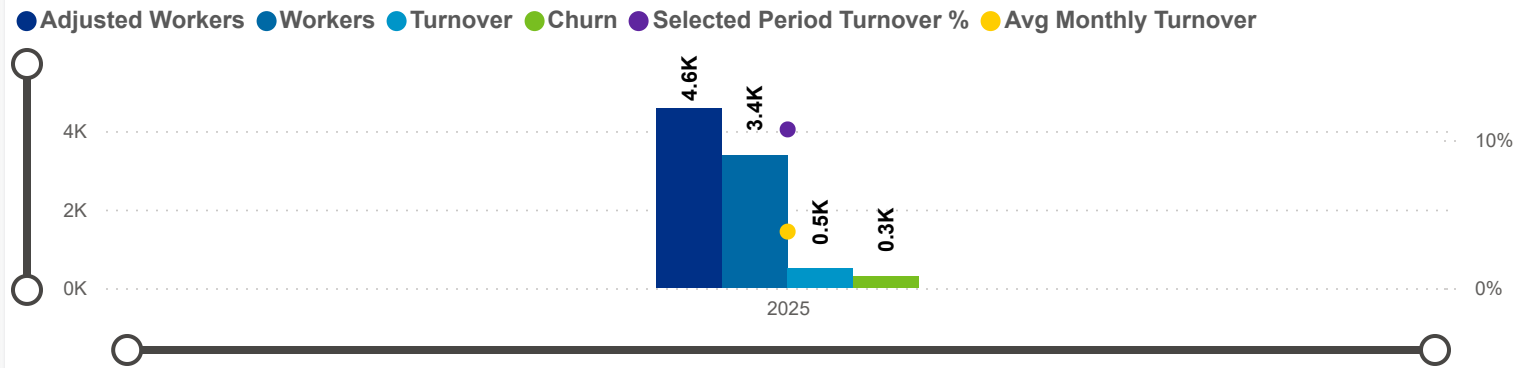
Total Stayer

4,275

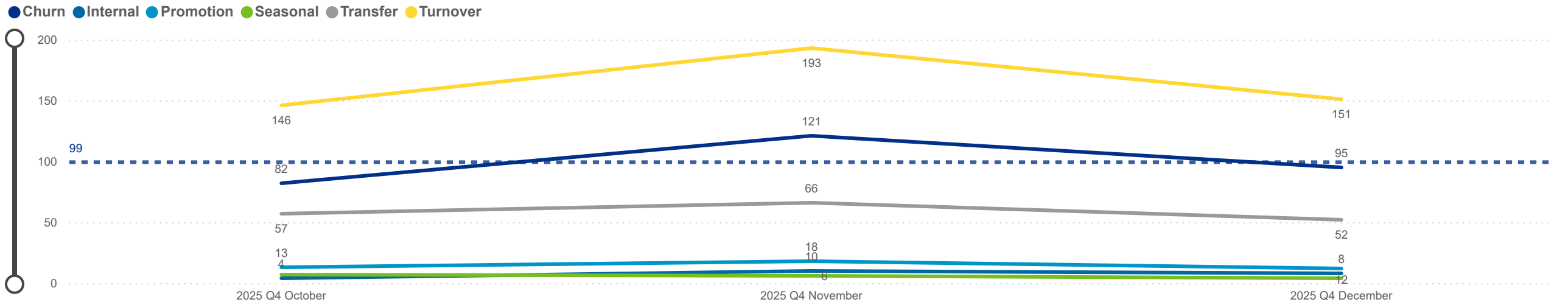
Sel Period Turnover

10.72%

Avg Monthly Turnover and Number of Workers



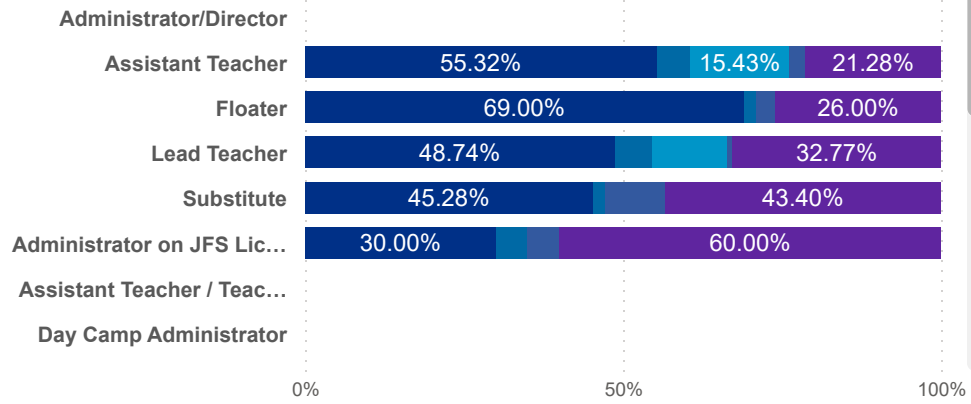
Categorization by Time Series



Date: 202510 | Program Type: Multiple select... | Job Title: All | Teacher Age Group: All | Education: All | TEACH Status: All
 202512 | Position Type: All | SUTQ Rating: All | Total Duration: 0.00 | Center Type: All | Publicly Funded: All | POWER Status: All
 SDA>County: SDA 2 | Beale Code: All | Student Age Group: All | POWER Levels: All

Job Change Reasons by Job Title

● Churn ● Internal ● Promotion ● Seasonal ● Transfer



Avg Monthly Churn

2.32%

Adjusted Workers

4,573

Workload Median

5.45

Pay Median USD / hr

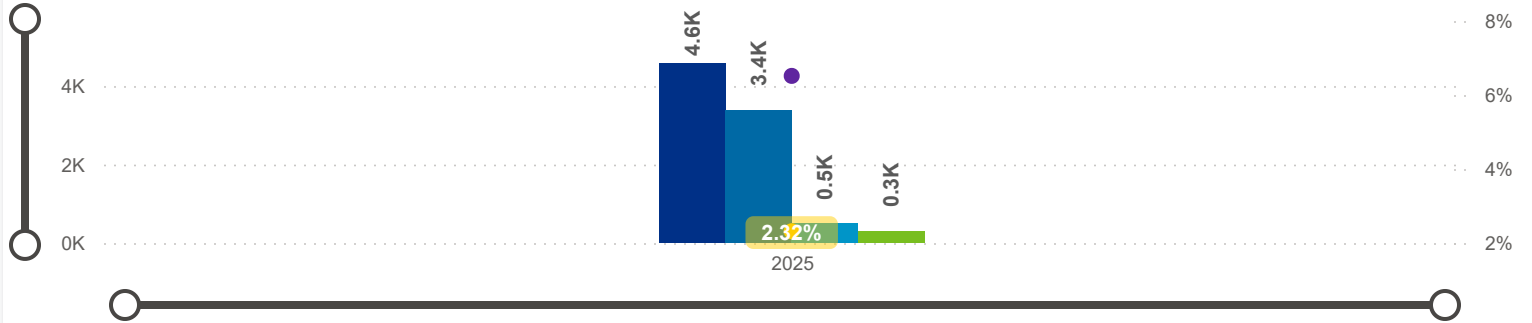
15.20

Avg ECE Duration

6.66

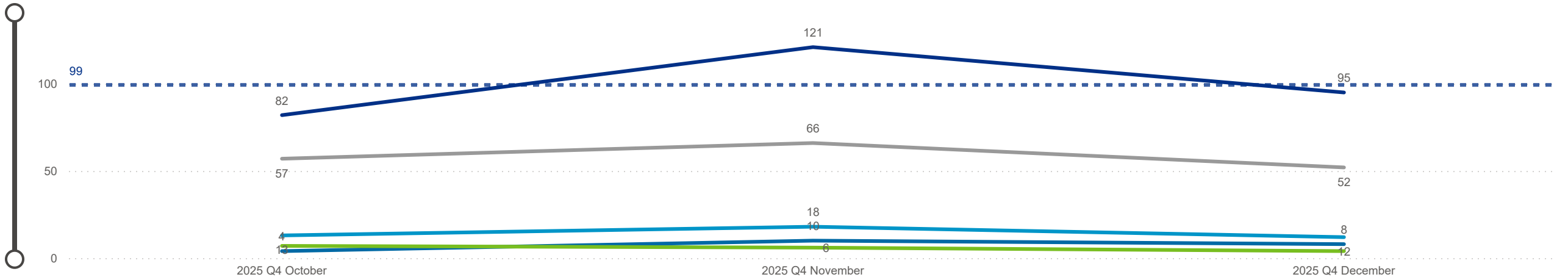
Avg Monthly Churn and Number of Workers

● Adjusted Workers ● Workers ● Turnover ● Churn ● Selected Period Churn % ● Avg Monthly Churn

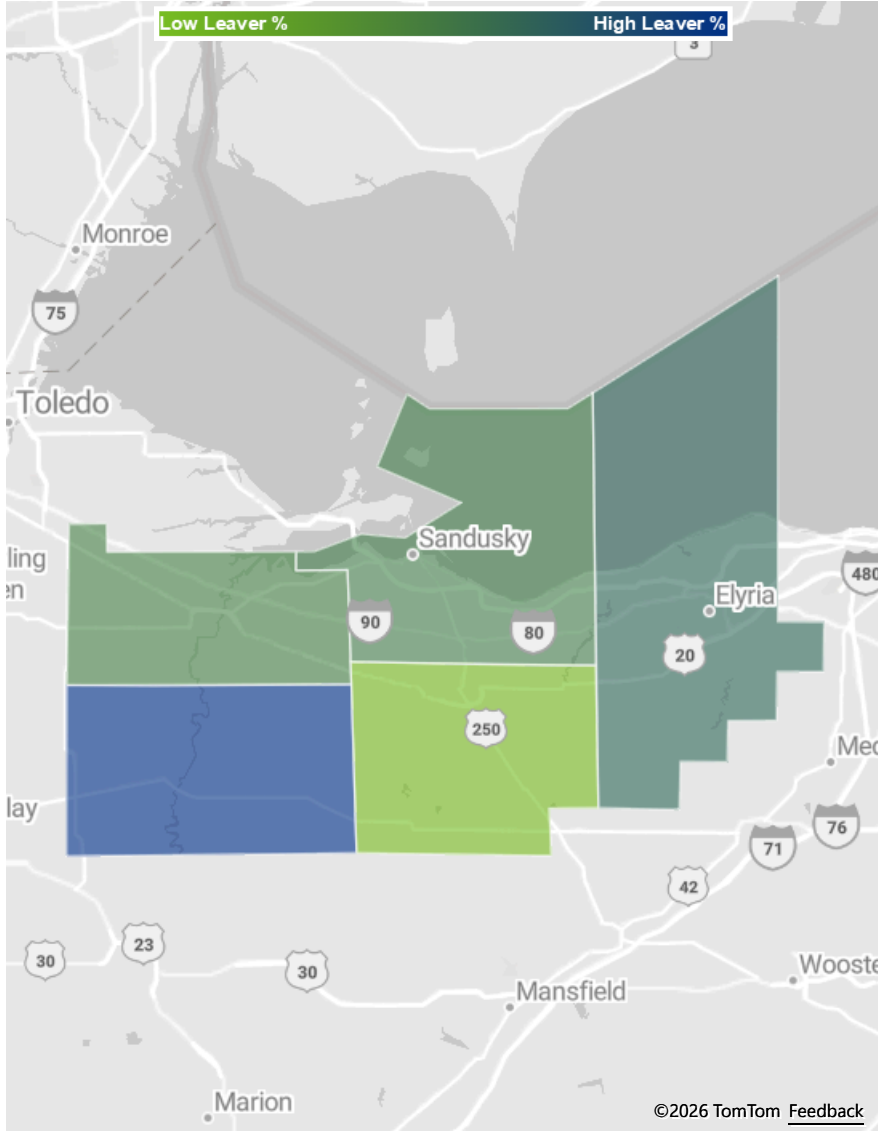


Categorization by Time Series

● Churn ● Internal ● Promotion ● Seasonal ● Transfer

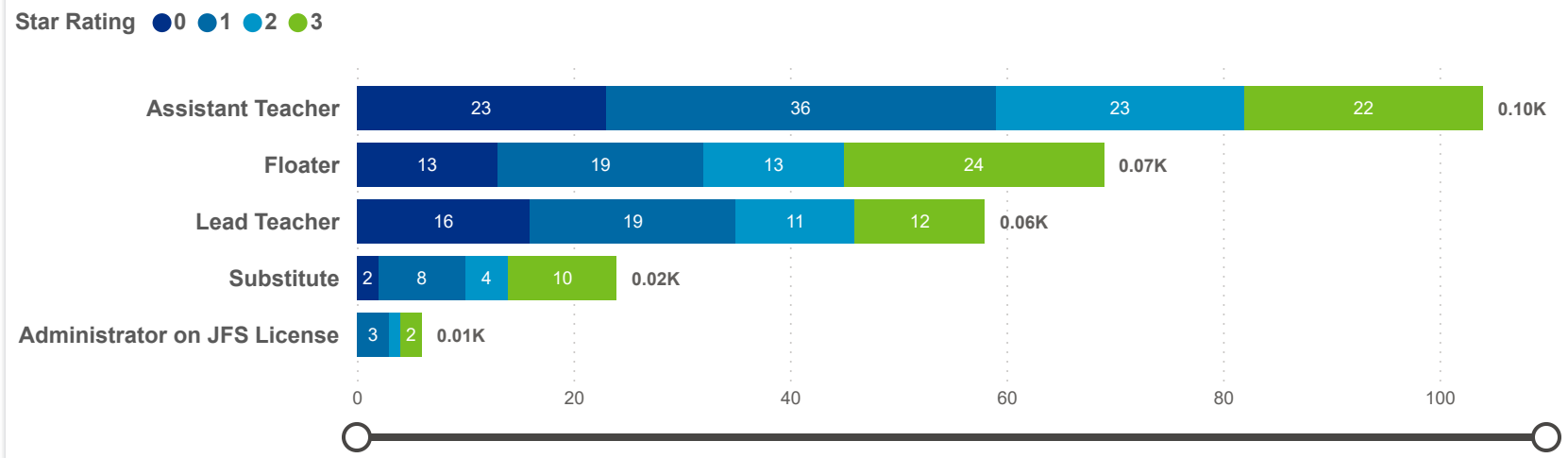


Date: 202510 | Program Type: Multiple select... | Job Title: All | Teacher Age Group: All | Education: All | TEACH Status: All
 202512 | Position Type: All | SUTQ Rating: All | Total Duration: 0.00 | Center Type: All | Publicly Funded: All | POWER Status: All
 SDA>County: SDA 2 | Beale Code: All | Student Age Group: All | POWER Levels: All



ADJUSTED WORKERS	TOTAL LEAVER	TOTAL STAYER	SELECTED PERIOD CHURN %
4,573	298	4,275	6.52%

Leaver by Job Title and Star Rating



County	Adjusted Workers	Workers	Workers %	Total Leaver	Total Stayer	Selected Period Churn %	Stayer %	Avg Monthly Churn	Selected Period Turnover %	Avg Monthly Turnover	Workload Median	Avg Star Rating
Seneca OH	264	208	6.15%	26	238	9.85%	90.15%	3.64%	14.77%	5.45%	5.13	2.14
Lorain OH	2,893	2,143	63.33%	201	2,692	6.95%	93.05%	2.48%	11.89%	4.25%	5.45	1.67
Huron OH	351	281	8.30%	10	341	2.85%	97.15%	0.98%	4.27%	1.47%	4.73	1.49
Sandusky OH	570	413	12.20%	32	538	5.61%	94.39%	1.99%	8.77%	3.11%	4.67	1.45
Erie OH	498	368	10.87%	29	469	5.82%	94.18%	2.04%	8.43%	2.96%	6.06	1.08
Total	4,573	3,384	100.00%	298	4,275	6.52%	93.48%	2.32%	10.72%	3.81%	5.45	1.59



Date:	202510	Program Type:	Multiple select... ▾	Job Title:	All ▾	Teacher Age Group:	All ▾	Education:	All ▾	TEACH Status:	All ▾
	202512	Position Type:	All ▾					Credential:	All ▾	TEACH Models:	All ▾
SDA>County:	SDA 2 ▾	SUTQ Rating:	All ▾	Total Duration:	0.00	Center Type:	All ▾	Publicly Funded:	All ▾	POWER Status:	All ▾
					100.00	Beale Code:	All ▾	Student Age Group:	All ▾	POWER Levels:	All ▾

NUMBER OF WORKERS		AVG ECE DURATION (In Years)		HOURLY WAGE BANDS (USD)	
TOTAL LEAVER	TOTAL STAYER	LEAVER	STAYER	LEAVER (Hourly Wage MED)	STAYER (Hourly Wage MED)
298	4,275				
.		.		.	
.		.		.	



Date: Program Type:
 Job Title: Teacher Age Group: Education: TEACH Status:

Date: Position Type:
 SUTQ Rating: Total Duration: Center Type: Publicly Funded: POWER Status:

SDA>County: Beale Code: Student Age Group: POWER Levels:

NUMBER OF WORKERS

AVG ECE DURATION (In Years)

HOURLY WAGE BANDS (USD)

LEAVER

STAYER

6.52%

93.48%

LEAVER

STAYER

3.73

6.73

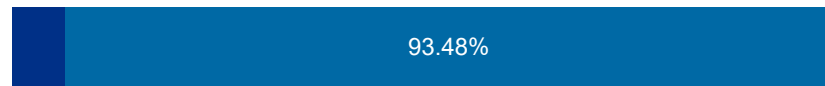
LEAVER (Hourly Wage MED)

STAYER (Hourly Wage MED)

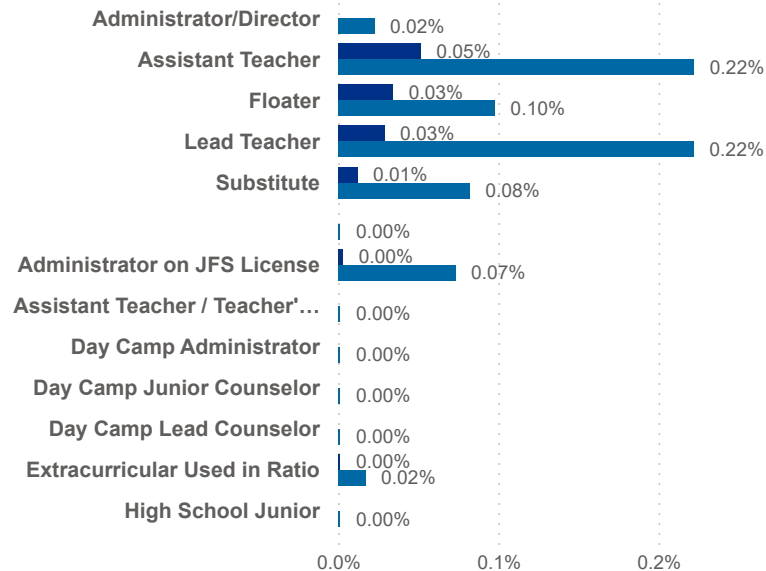
13.85

15.25

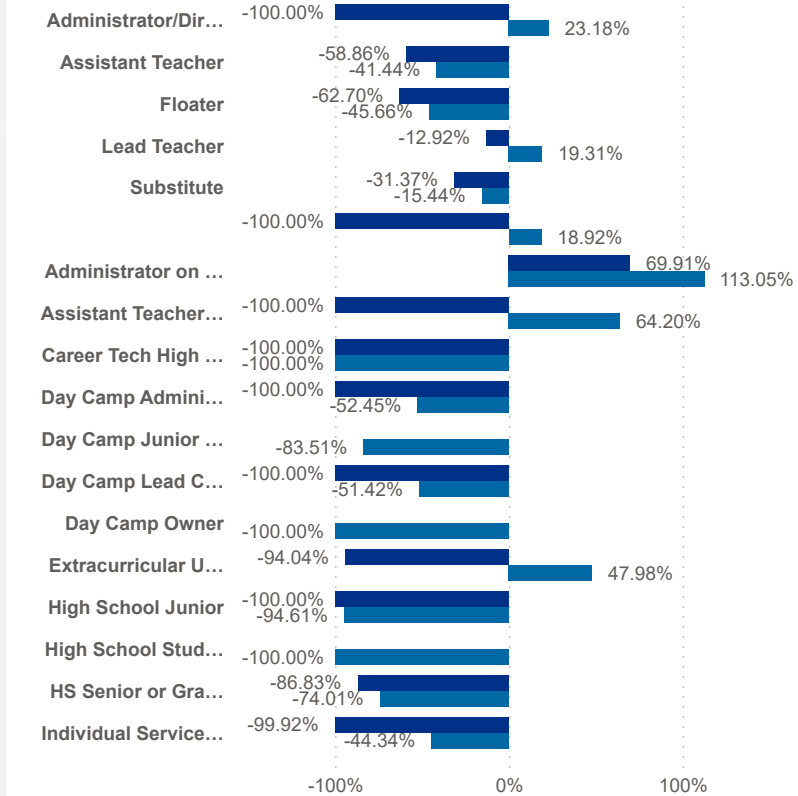
● Leaver % ● Stayer %



Worker Status: ● Leaver ● Stayer



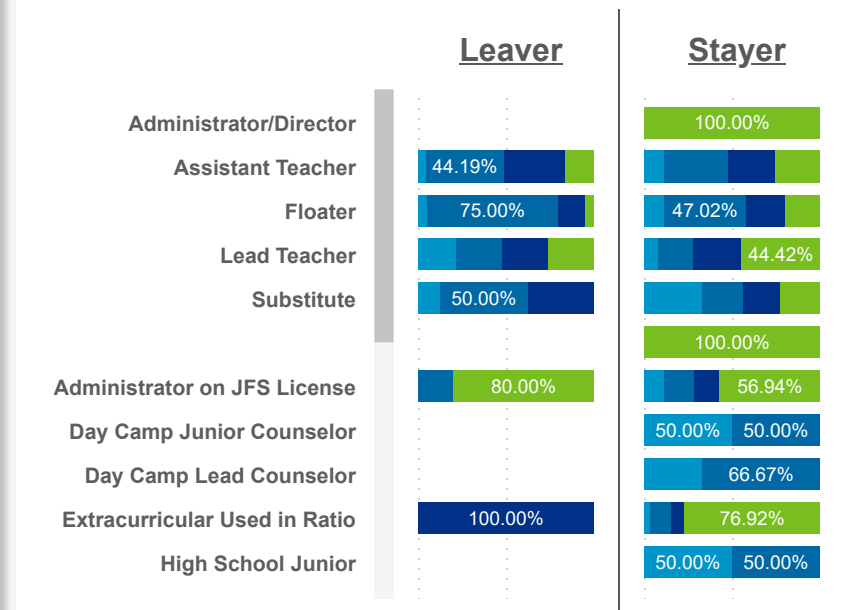
Worker Status: ● Leaver ● Stayer



Wage Bands: ● < 10 ● 10 < .. < 11.6 ● 11.6 < .. < 14 ● > 14



Wage Bands: ● < 10 ● 10 < .. < 11.6 ● 11.6 < .. < 14 ● > 14





Date: Program Type:
 Job Title: Teacher Age Group: Education: TEACH Status:

Date: Position Type:
 SUTQ Rating: Total Duration: Center Type: Publicly Funded: POWER Status:

SDA>County: Beale Code: Student Age Group: POWER Levels:

LEAVER (Avg Career Duration)

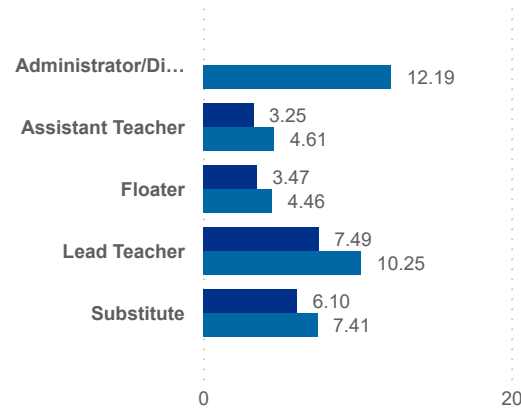
4.73

STAYER (Avg Career Duration)

9.84

Avg Career Duration by Job Title

Worker Status: Leaver Stayer



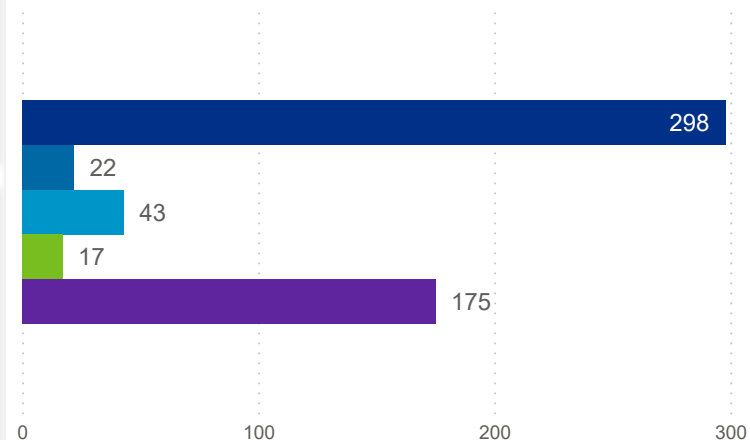
County	Job Title	Longest Serving Profile	\$ / hr	Seniority	Workload	Star Rating (Mea
Erie	Administrator/Director	1.24		Early	8.25	
Huron	Administrator/Director	0.65		Early	5.50	
Lorain	Administrator/Director	1.61		Early	6.03	
Sandusky	Administrator/Director	1.26		Early	10.00	
Seneca	Administrator/Director	2.04		Early	5.04	
Huron	Administrator/Director	4.17	19.49	Early	5.80	
Huron	Administrator/Director	3.25	30.00	Early	5.50	
Erie	Administrator/Director	6.42		Mid	7.91	
Huron	Administrator/Director	3.34		Mid	5.27	
Lorain	Administrator/Director	4.38		Mid	7.00	
Sandusky	Administrator/Director	0.17		Mid	3.69	

TOTAL STAYER

4,275

Turnover Reasons

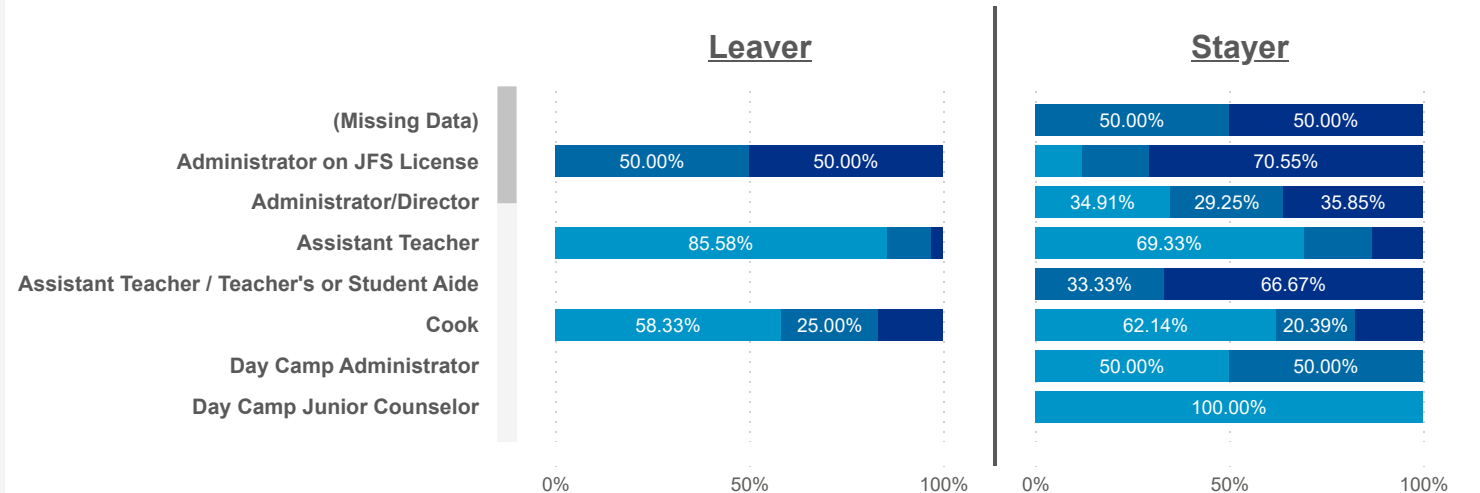
Churn Internal Promotion Seasonal Transfer



STAYER (Promotion)

43

Seniority: Early Mid Senior





Date: Program Type:
 Job Title: Teacher Age Group: Education: TEACH Status:

 Position Type: Credential: TEACH Models:

 SDA>County: SUTQ Rating: Total Duration: Center Type: Publicly Funded: POWER Status:

 Beale Code: Student Age Group: POWER Levels:

LEAVER (Avg Career Duration)

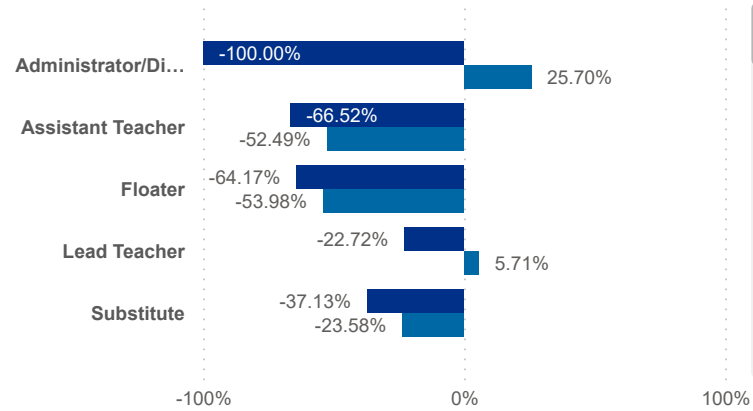
4.73

STAYER (Avg Career Duration)

9.84

Avg Career Duration by Job Title vs Mean

Worker Status: ● Leaver ● Stayer



County	Job Title	Longest Serving Profile	\$ / hr	Seniority	Workload	Star Rating (mean)
Seneca	Assistant Teacher	0.00	11.25	Early	6.88	1.0
Lorain	Assistant Teacher	0.00	16.61	Mid	1.11	3.0
Lorain	Program Management Used in Ratio	0.01	19.75	Mid	3.15	2.0
Lorain	Assistant Teacher	0.02	15.50	Mid	5.00	2.0
Seneca	Lead Teacher	0.02	11.00	Early	5.35	3.0
Sandusky	Lead Teacher	0.02	21.83	Early	2.30	3.0
Huron	Assistant Teacher	0.03	14.06	Early	5.27	1.0
Seneca	Floater	0.03	12.00	Early	4.58	3.0
Seneca	Floater	0.03		Mid	1.13	3.0
Lorain	Assistant Teacher	0.04	12.98	Early	5.13	3.0
Lorain	Assistant Teacher	0.04	18.50	Mid	15.27	0.0

TOTAL STAYER

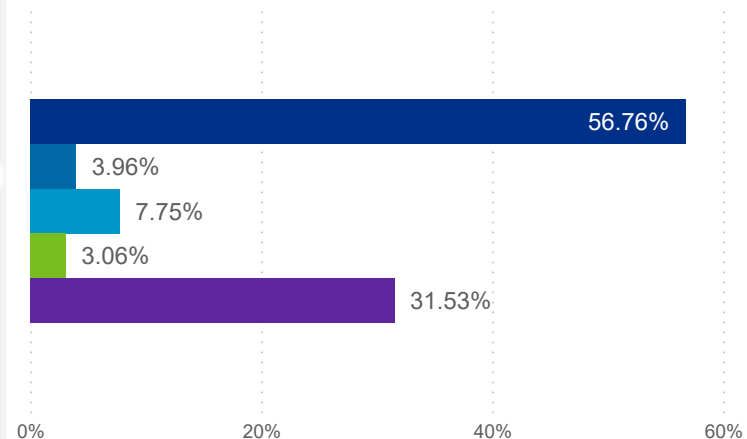
4,275

STAYER (Promotion)

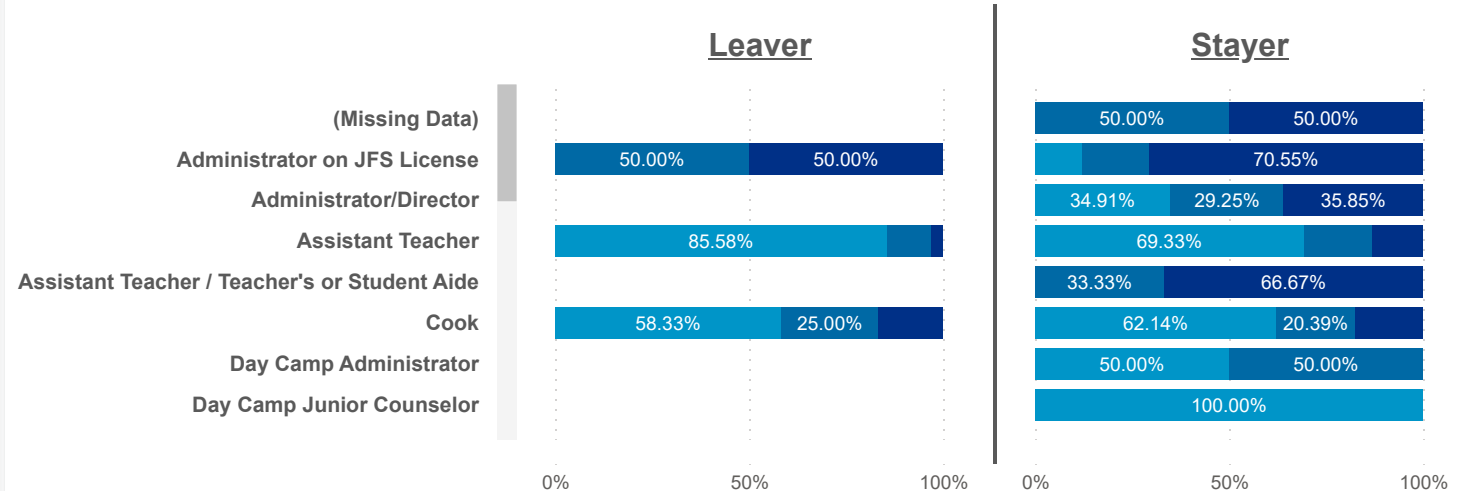
43

Turnover Reasons

● Churn ● Internal ● Promotion ● Seasonal ● Transfer



Seniority: ● Early ● Mid ● Senior





Date: Program Type:
 Job Title: Teacher Age Group: Education: TEACH Status:

Date: Position Type:
 SUTQ Rating: Total Duration: Center Type: Publicly Funded: POWER Status:

SDA>County:
 Total Duration: Beale Code: Student Age Group: POWER Levels:

PAY MEDIAN (USD)

PAY PROGRESSION (USD)

PAY & CAREER SENIORITY (USD)

LEAVER

STAYER

13.85

15.25

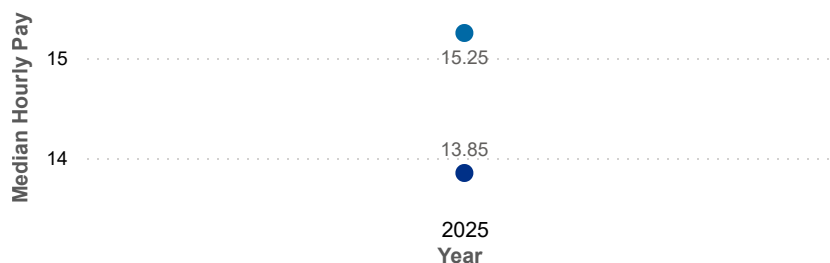
LEAVER

STAYER

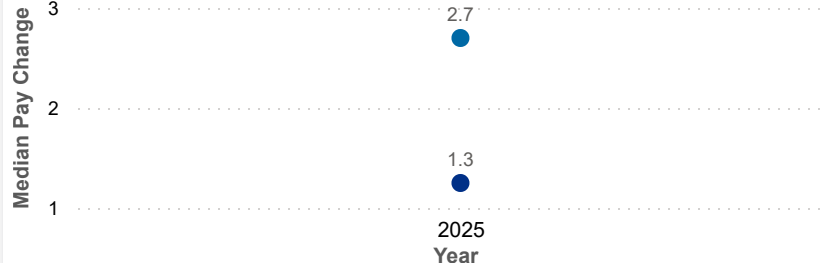
0.55

0.83

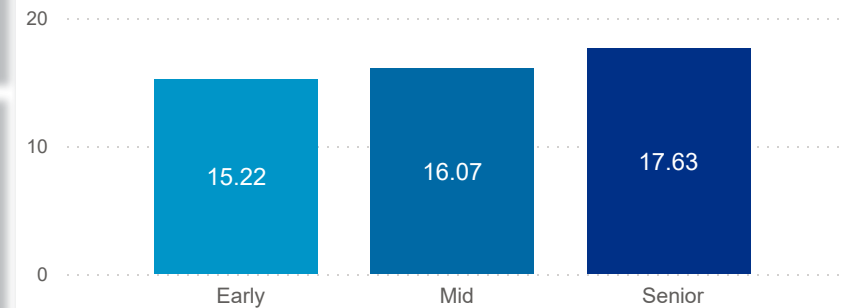
Worker Status: ● Leaver ● Stayer



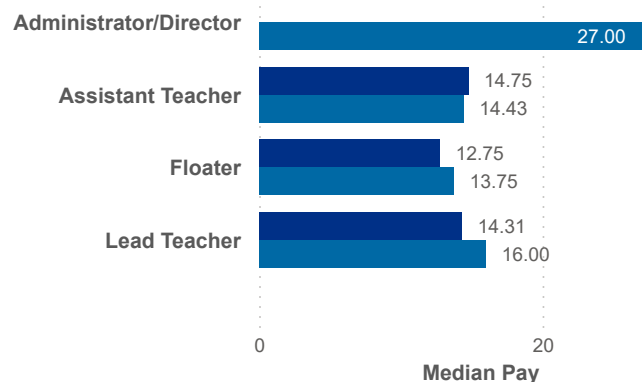
Worker Status: ● Leaver ● Stayer



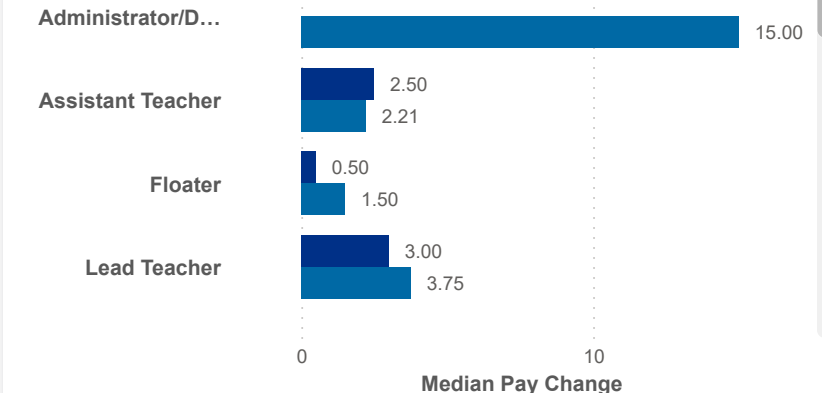
Seniority: ● Early ● Mid ● Senior



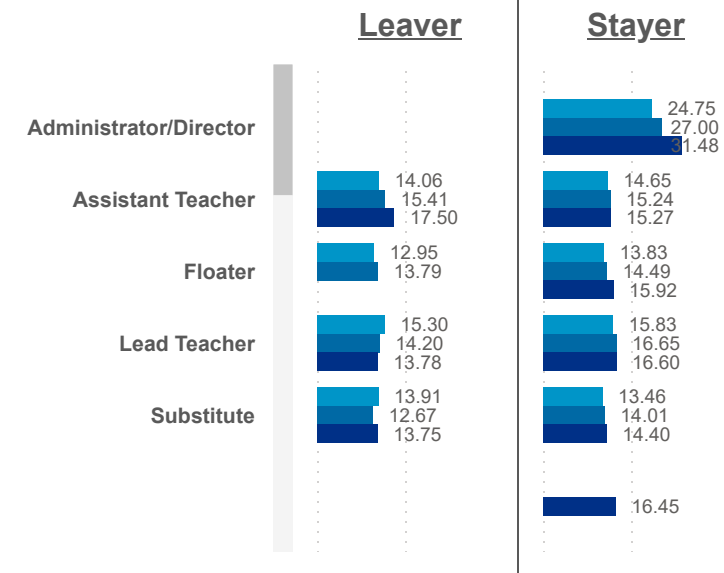
Worker Status: ● Leaver ● Stayer



Worker Status: ● Leaver ● Stayer



Seniority: ● Early ● Mid ● Senior





Date: Program Type:
 Job Title: Teacher Age Group: Education: TEACH Status:

Date: Position Type:
 SUTQ Rating: Total Duration: Center Type: Publicly Funded: POWER Status:

SDA>County:
 Total Duration: Beale Code: Student Age Group: POWER Levels:

PAY MEDIAN (USD)

LEAVER

13.85

STAYER

15.25

PAY PROGRESSION (USD)

LEAVER

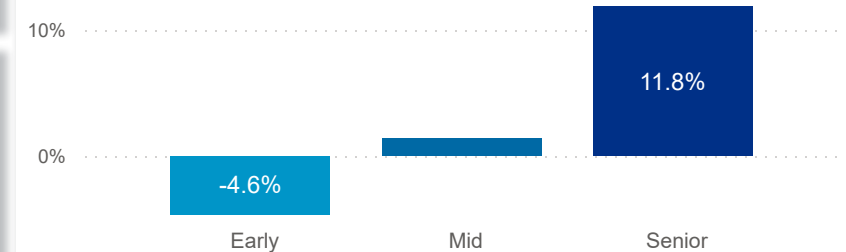
0.55

STAYER

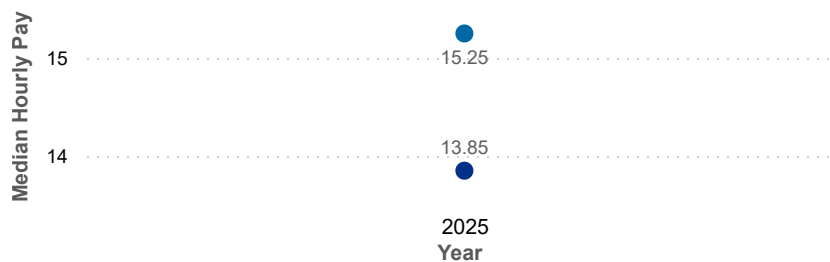
0.83

PAY & CAREER SENIORITY (USD)

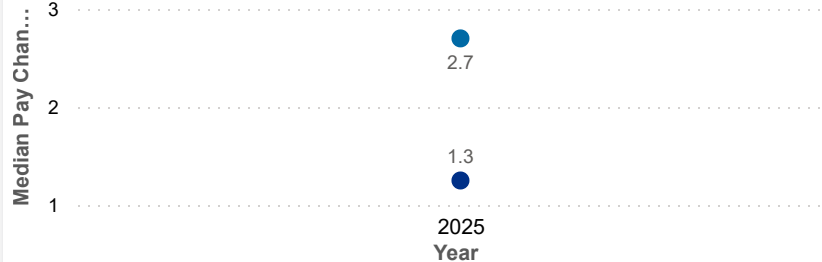
Seniority: ● Early ● Mid ● Senior



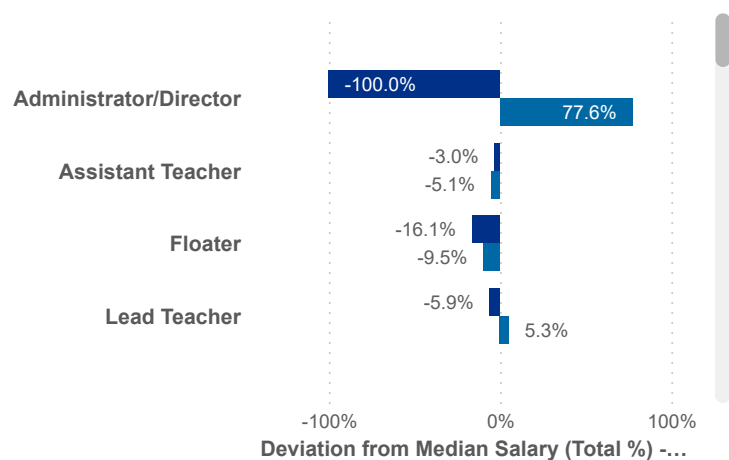
Worker Status: ● Leaver ● Stayer



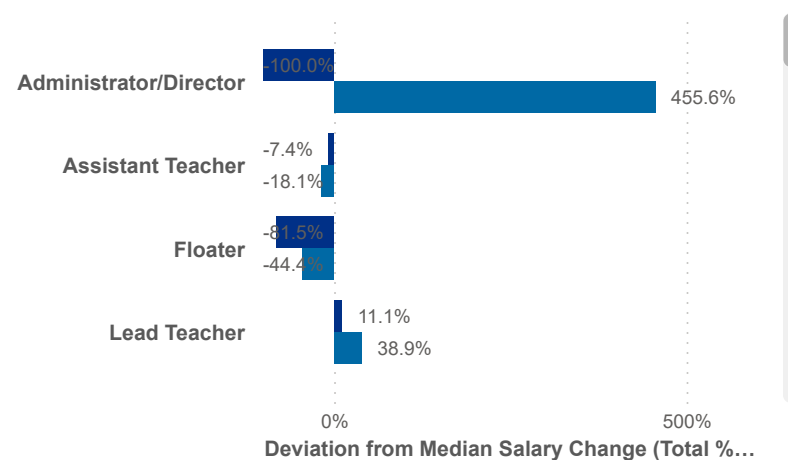
Worker Status: ● Leaver ● Stayer



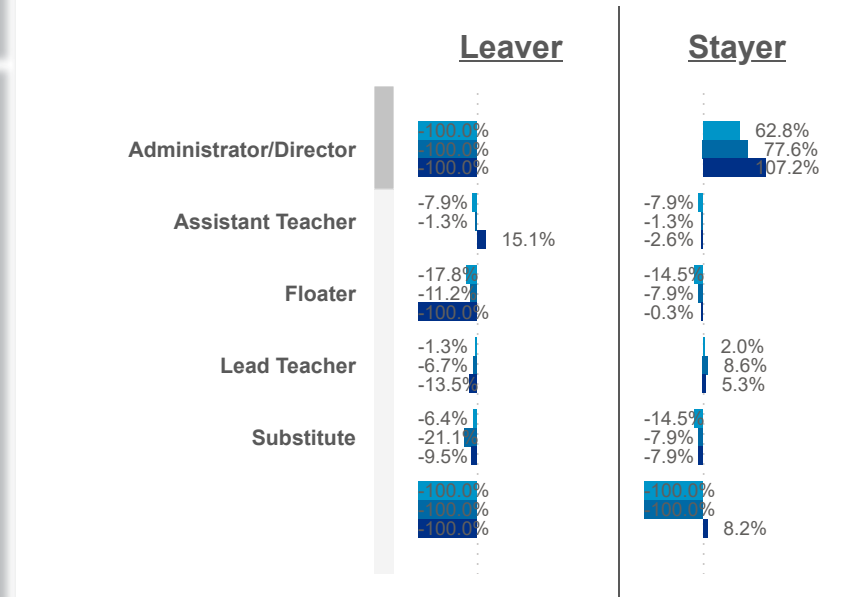
Worker Status: ● Leaver ● Stayer



Worker Status: ● Leaver ● Stayer



Seniority: ● Early ● Mid ● Senior





Date: 202510 Program Type: Multiple select... Job Title: All Teacher Age Group: All Education: All TEACH Status: All
 202512 Position Type: All Credential: All TEACH Models: All
 SDA>County: SDA 2 SUTQ Rating: All Total Duration: 0.00 Center Type: All Publicly Funded: All POWER Status: All
 100.00 Beale Code: All Student Age Group: All POWER Levels: All

Workload Median (Total)

5.45

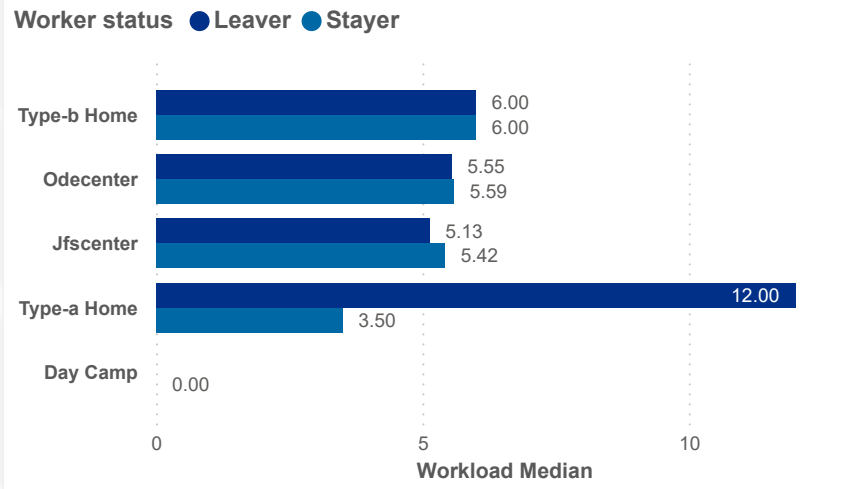
Workload Median (Leaver)

5.13

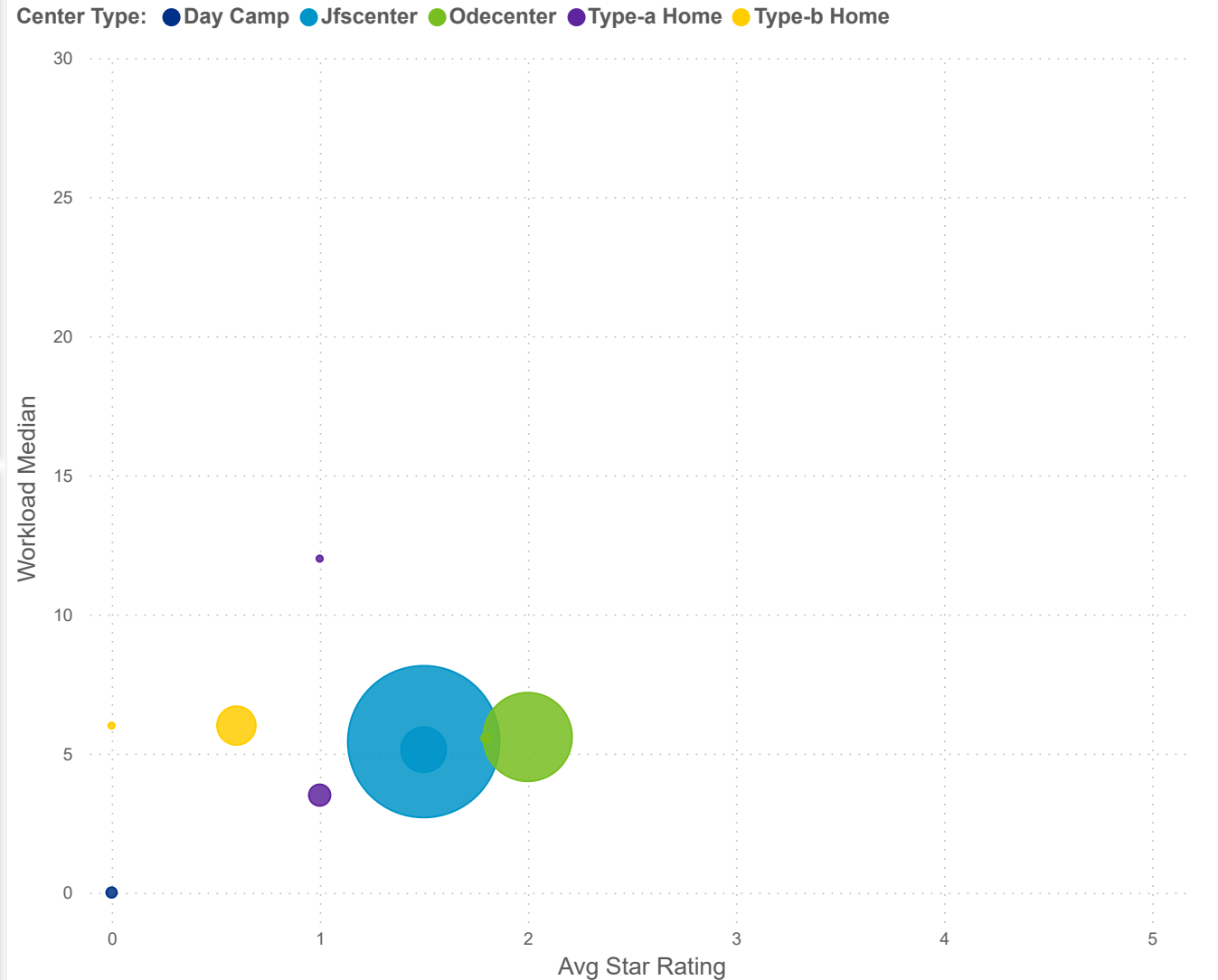
Workload Median (Stayer)

5.45

Workload Median



Star Rating Mean, Workload Median, and Number of Users by Worker Status and Center Type



Star Rating Mean (Total)

1.6

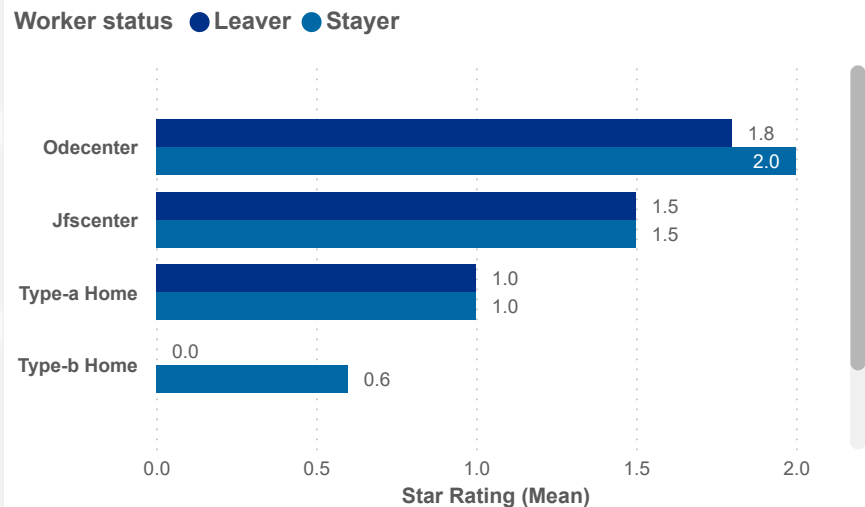
Star Rating Mean (Leaver)

1.5

Star Rating Mean (Stayer)

1.6

Star Rating Mean





Date: Program Type:
 Job Title: Teacher Age Group: Education: TEACH Status:

Date: Position Type:
 SUTQ Rating: Total Duration: Center Type: Publicly Funded: POWER Status:

SDA>County: Beale Code: Student Age Group: POWER Levels:

Workload Median (Total)

5.45

Workload Median (Leaver)

5.13

Workload Median (Stayer)

5.45

Star Rating Mean (Total)

1.6

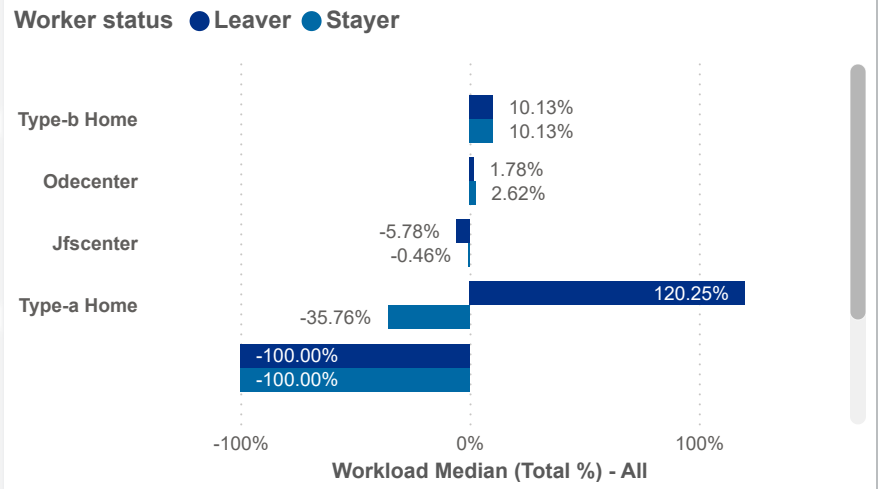
Star Rating Mean (Leaver)

1.5

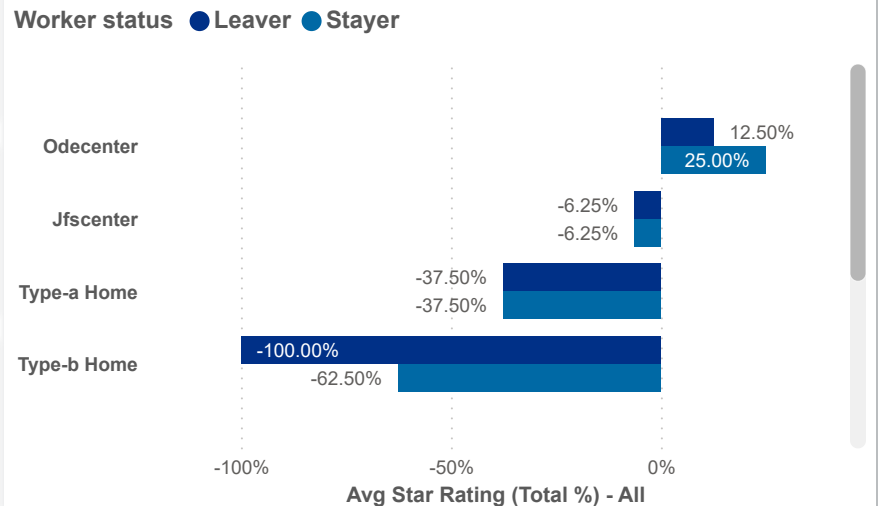
Star Rating Mean (Stayer)

1.6

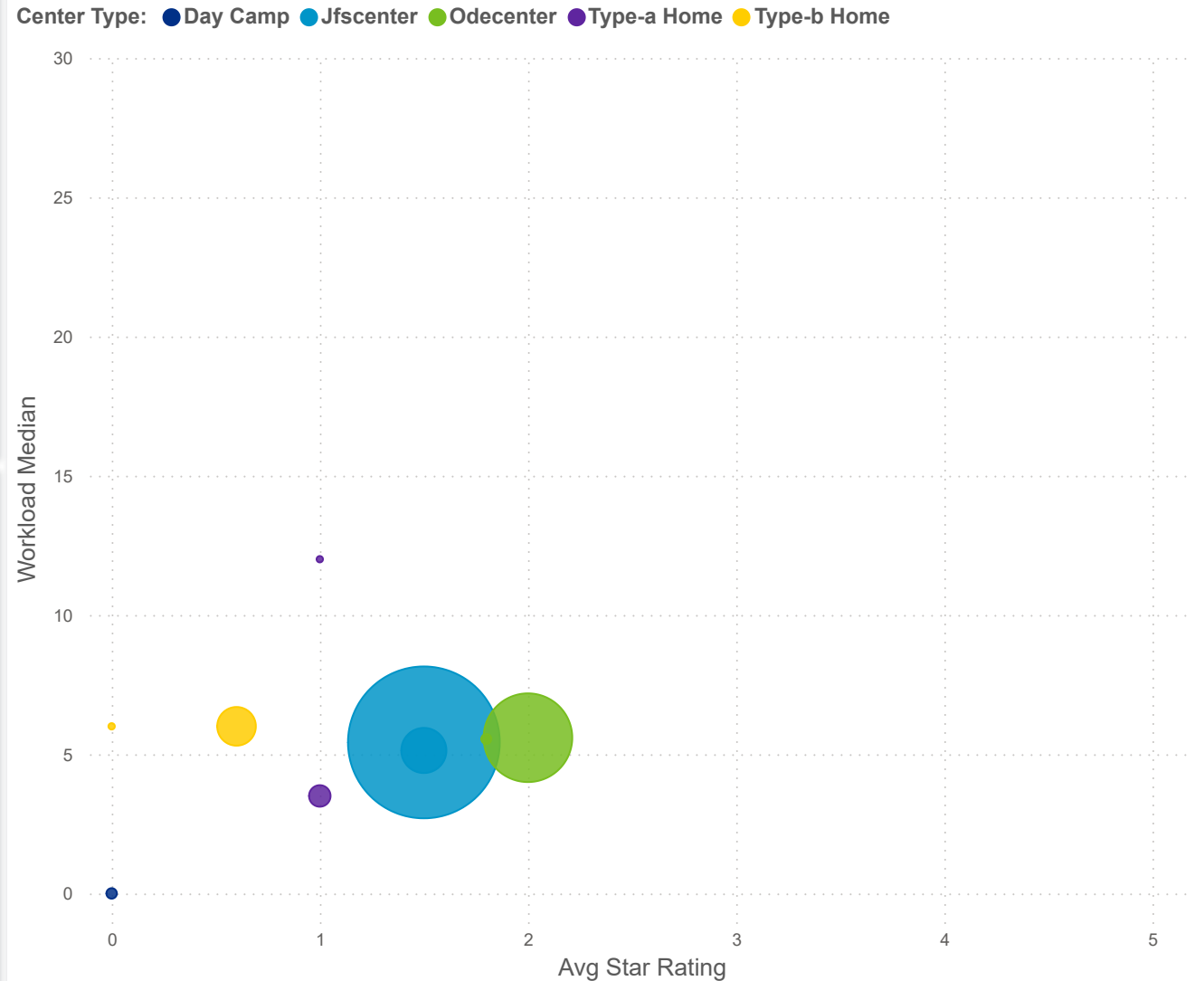
Workload Median (Total %)



Star Rating Mean (Total %)



Star Rating Mean, Workload Median, and Number of Users by Worker Status and Center Type





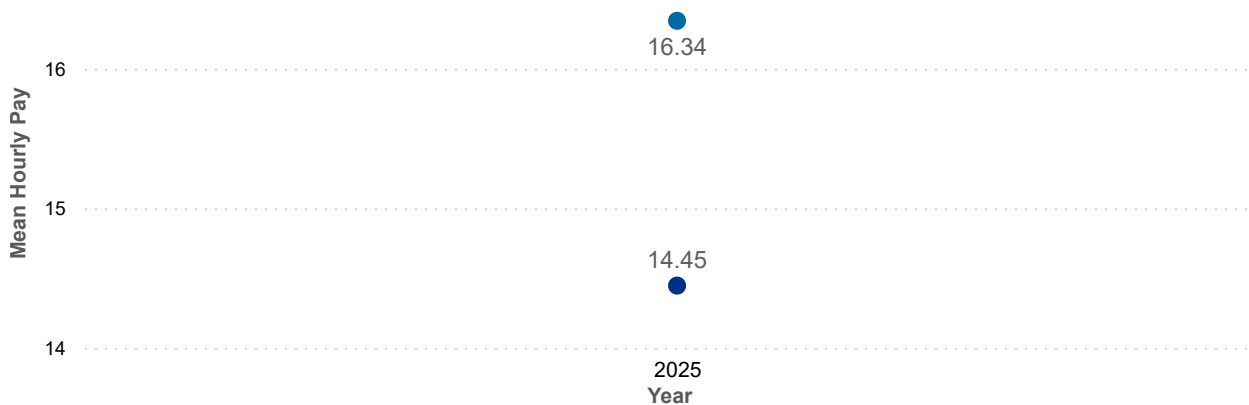
Date: 202510 Program Type: Multiple select...
 202512 Position Type: All
 Job Title: All Teacher Age Group: All
 Education: All
 Credential: All
 TEACH Status: All
 TEACH Models: All
 SDA>County: SDA 2 SUTQ Rating: All Total Duration: 0.00
 100.00 Center Type: All Publicly Funded: All
 Beale Code: All Student Age Group: All
 POWER Status: All
 POWER Levels: All

PAY MEAN (USD)

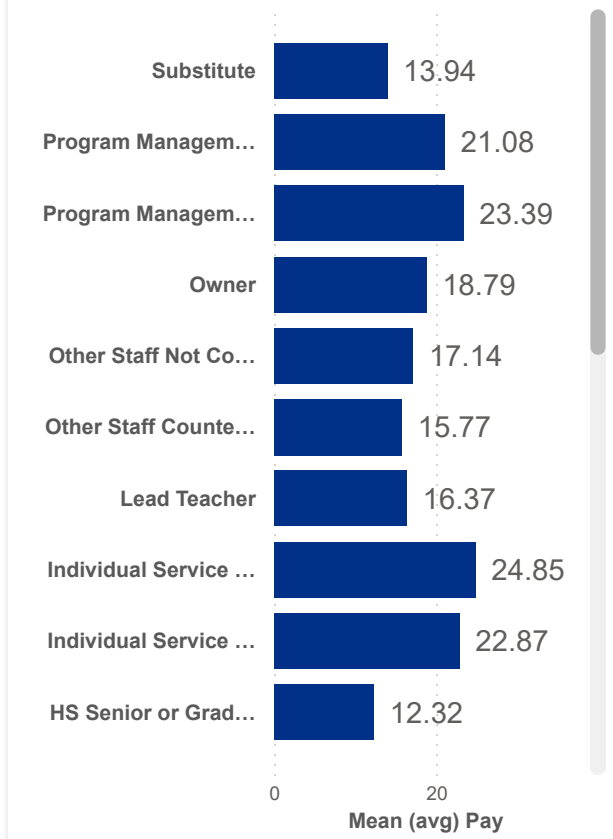
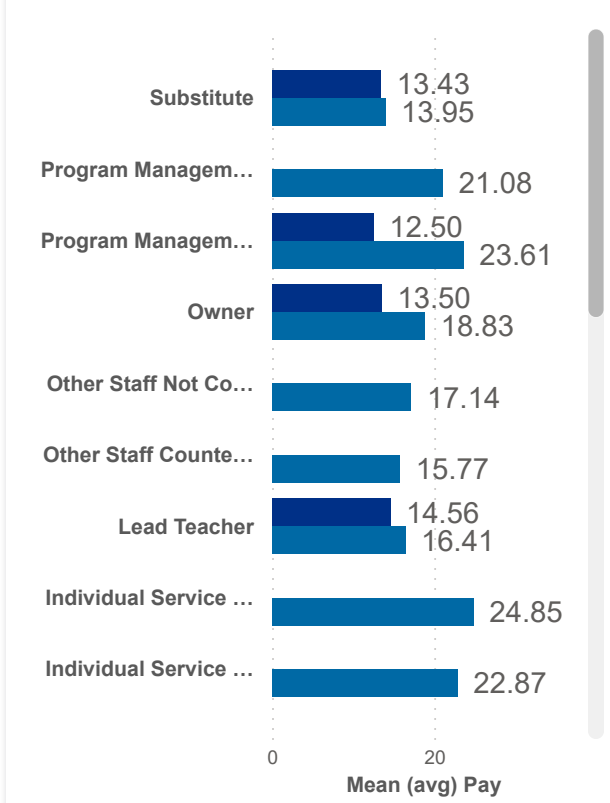
LEAVER	STAYER	COMBINED
14.45	16.34	16.30

Salary Mean by Year and Worker Status

Worker status ● Leaver ● Stayer



Worker ... ● Leaver ● Stayer



Combined Salary Mean by Year and Worker Status

