

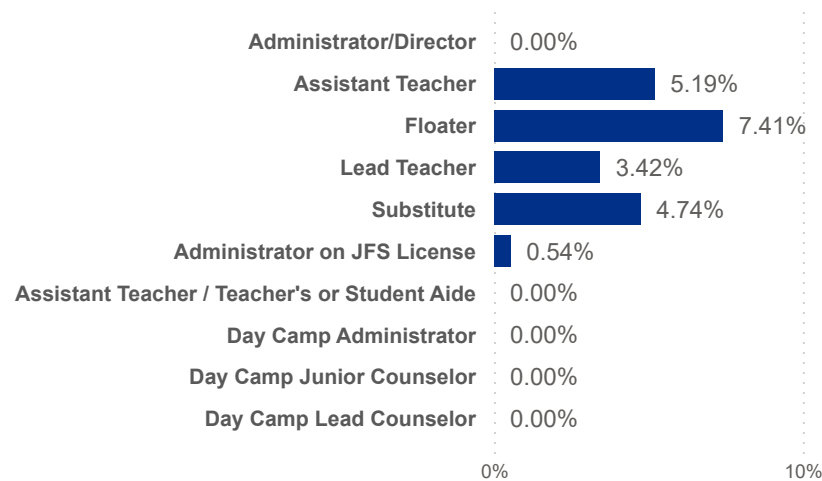


Date: Program Type:
 Job Title: Teacher Age Group: Education: TEACH Status:

Date: Position Type:
 SUTQ Rating: Total Duration: Center Type: Publicly Funded: POWER Status:

SDA>County: Beale Code: Student Age Group: POWER Levels:

Avg Monthly Turnover Rates by Job Title



Avg Monthly Turnover

3.79%

Adjusted Workers

1,970

Total Leaver

130

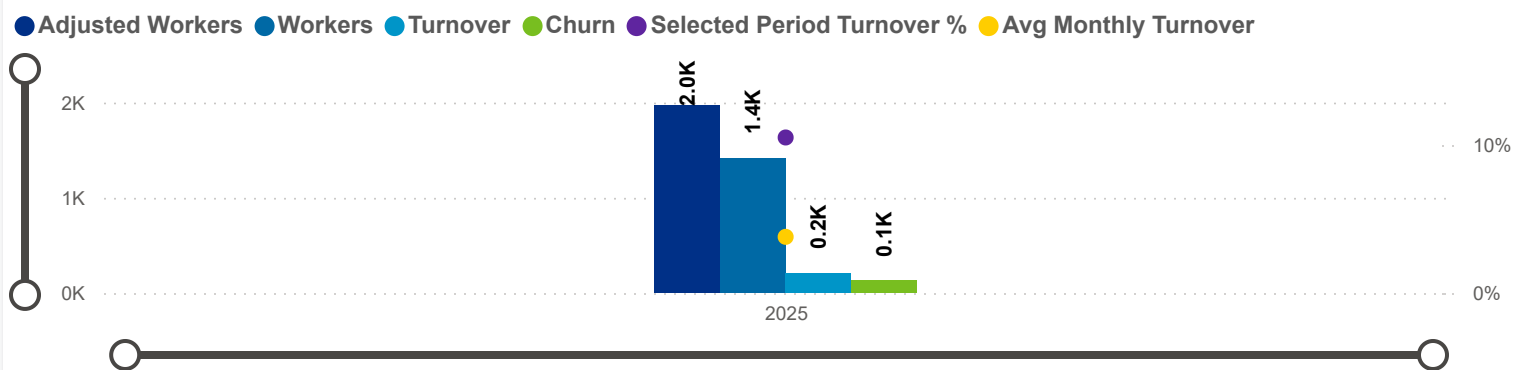
Total Stayer

1,840

Sel Period Turnover

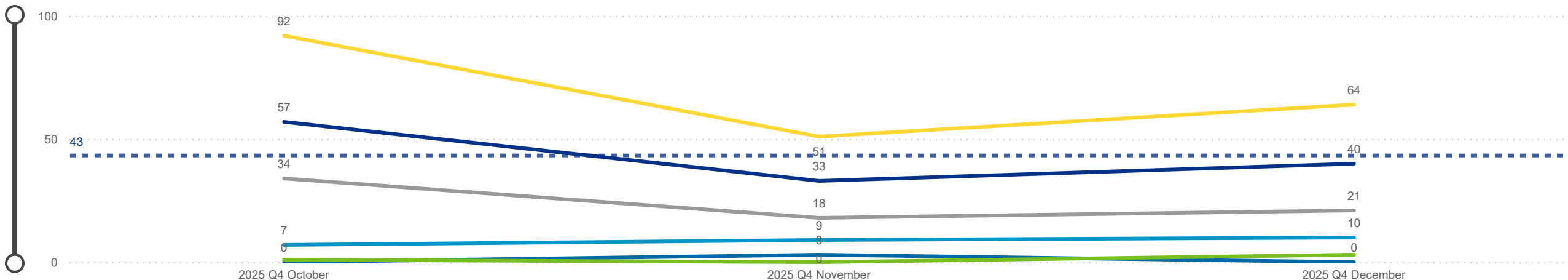
10.51%

Avg Monthly Turnover and Number of Workers



Categorization by Time Series

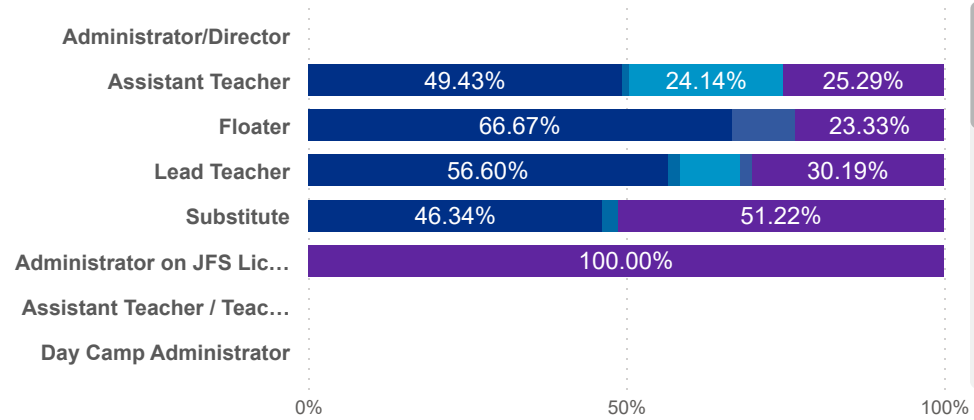
Legend: Churn (dark blue), Internal (medium blue), Promotion (light blue), Seasonal (green), Transfer (grey), Turnover (yellow)



Date: 202510 | Program Type: Multiple select... | Job Title: All | Teacher Age Group: All | Education: All | TEACH Status: All
 202512 | Position Type: All | SUTQ Rating: All | Total Duration: 0.00 | Center Type: All | Publicly Funded: All | POWER Status: All
 SDA>County: SDA 12 | Beale Code: All | Student Age Group: All | POWER Levels: All

Job Change Reasons by Job Title

● Churn ● Internal ● Promotion ● Seasonal ● Transfer



Avg Monthly Churn

2.38%

Adjusted Workers

1,970

Workload Median

6.00

Pay Median USD / hr

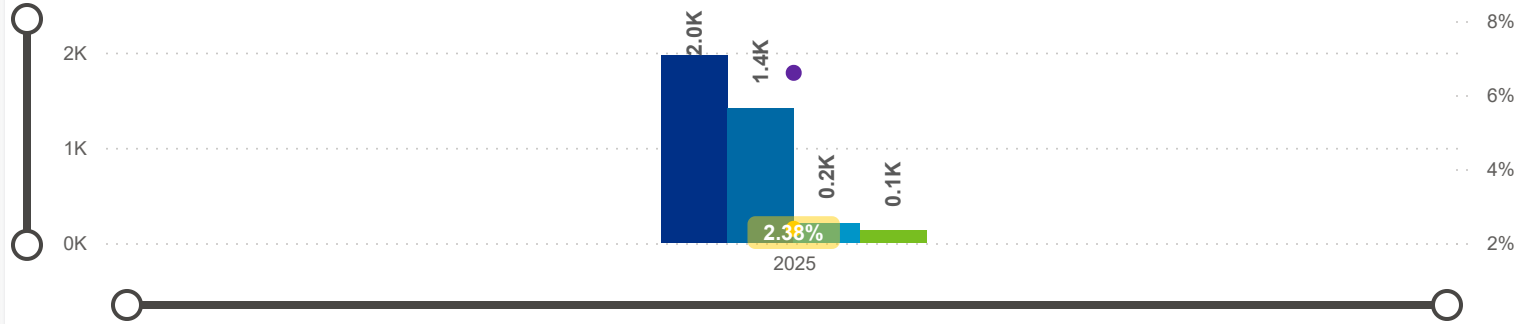
14.38

Avg ECE Duration

5.50

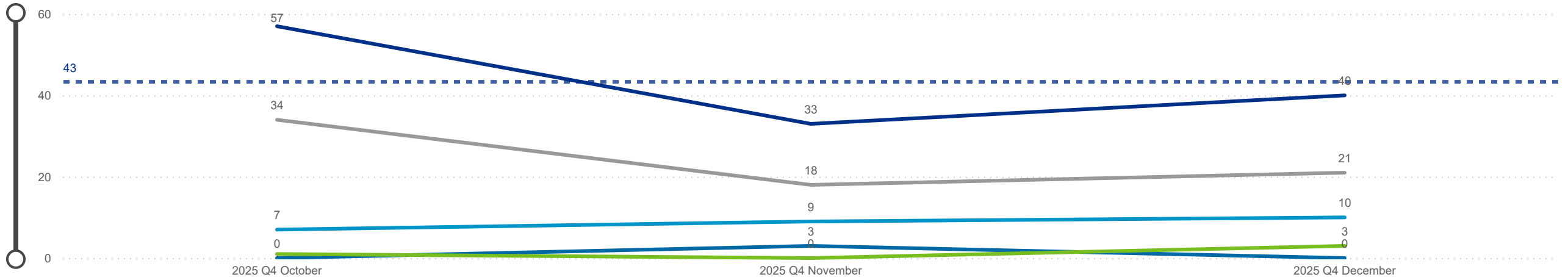
Avg Monthly Churn and Number of Workers

● Adjusted Workers ● Workers ● Turnover ● Churn ● Selected Period Churn % ● Avg Monthly Churn



Categorization by Time Series

● Churn ● Internal ● Promotion ● Seasonal ● Transfer

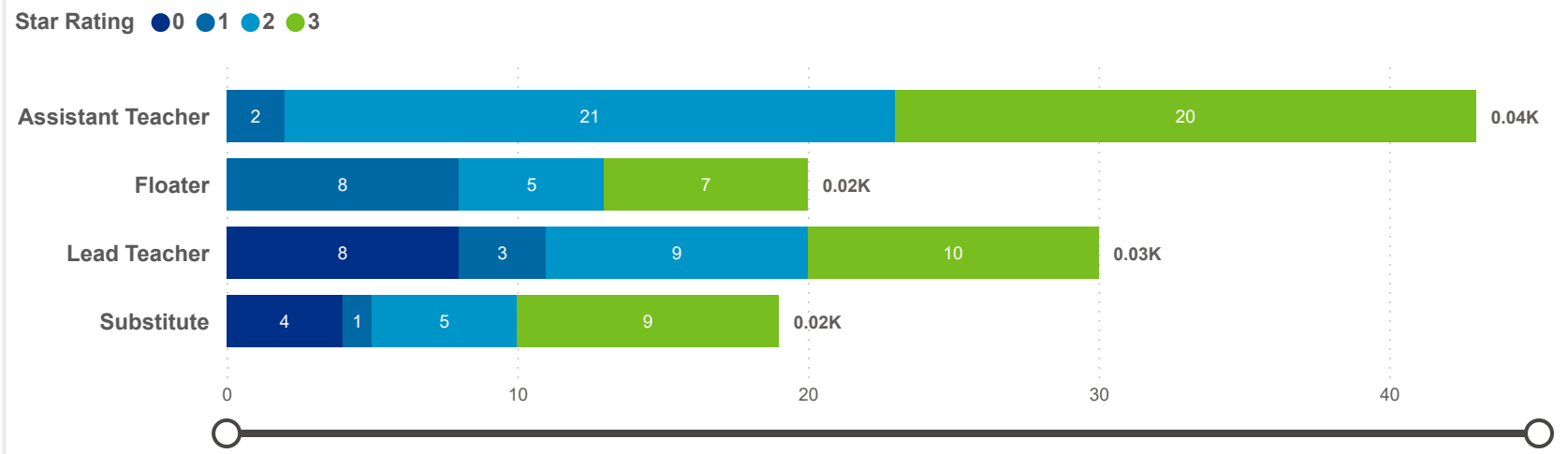


Date: 202510 Program Type: Multiple select...
 202512 Position Type: All Job Title: All Teacher Age Group: All Education: All TEACH Status: All
 SDA>County: SDA 12 SUTQ Rating: All Total Duration: 0.00 Center Type: All Publicly Funded: All POWER Status: All
 100.00 Beale Code: All Student Age Group: All POWER Levels: All

Low Leaver % High Leaver %

ADJUSTED WORKERS	TOTAL LEAVER	TOTAL STAYER	SELECTED PERIOD CHURN %
1,970	130	1,840	6.60%

Leaver by Job Title and Star Rating



County	Adjusted Workers	Workers	Workers %	Total Leaver	Total Stayer	Selected Period Churn %	Stayer %	Avg Monthly Churn	Selected Period Turnover %	Avg Monthly Turnover	Workload Median	Avg Star Rating
Richland OH	1,082	764	53.99%	86	996	7.95%	92.05%	2.93%	13.03%	4.80%	5.71	2.07
Marion OH	464	326	23.04%	24	440	5.17%	94.83%	1.82%	8.84%	3.12%	5.37	1.91
Crawford OH	256	203	14.35%	15	241	5.86%	94.14%	2.08%	7.81%	2.77%	8.42	1.56
Morrow OH	168	147	10.39%	5	163	2.98%	97.02%	1.04%	2.98%	1.04%	6.00	0.92
Total	1,970	1,415	100.00%	130	1,840	6.60%	93.40%	2.38%	10.51%	3.79%	6.00	1.86



Date:	202510	Program Type:	Multiple select... ▾	Job Title:	All ▾	Teacher Age Group:	All ▾	Education:	All ▾	TEACH Status:	All ▾
	202512	Position Type:	All ▾					Credential:	All ▾	TEACH Models:	All ▾
SDA>County:	SDA 12 ▾	SUTQ Rating:	All ▾	Total Duration:	0.00	Center Type:	All ▾	Publicly Funded:	All ▾	POWER Status:	All ▾
					100.00	Beale Code:	All ▾	Student Age Group:	All ▾	POWER Levels:	All ▾

NUMBER OF WORKERS		AVG ECE DURATION (In Years)		HOURLY WAGE BANDS (USD)	
TOTAL LEAVER	TOTAL STAYER	LEAVER	STAYER	LEAVER (Hourly Wage MED)	STAYER (Hourly Wage MED)
130	1,840				



Date: 202510 Program Type: Multiple select... Job Title: All Teacher Age Group: All Education: All TEACH Status: All
 202512 Position Type: All Credential: All TEACH Models: All
 SDA>County: SDA 12 SUTQ Rating: All Total Duration: 0.00 Center Type: All Publicly Funded: All POWER Status: All
 100.00 Beale Code: All Student Age Group: All POWER Levels: All

NUMBER OF WORKERS

AVG ECE DURATION (In Years)

HOURLY WAGE BANDS (USD)

LEAVER

STAYER

LEAVER

STAYER

LEAVER (Hourly Wage MED)

STAYER (Hourly Wage MED)

6.60%

93.40%

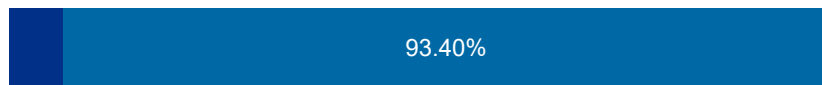
2.53

5.60

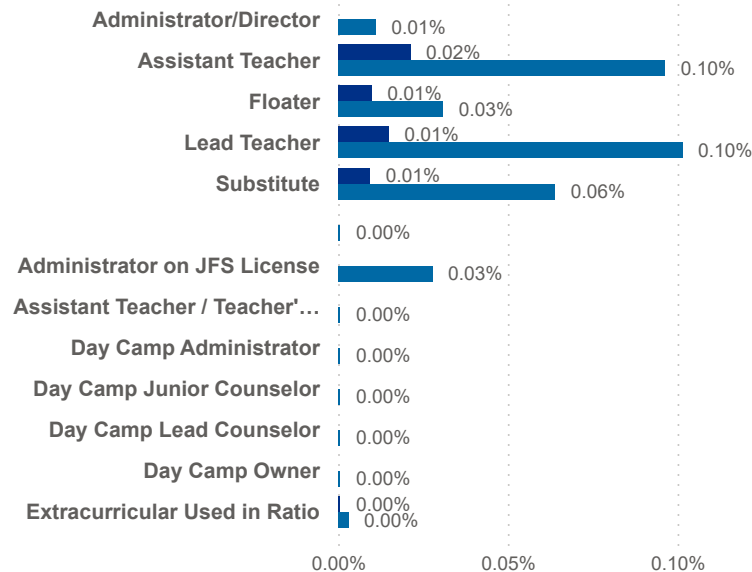
13.25

14.44

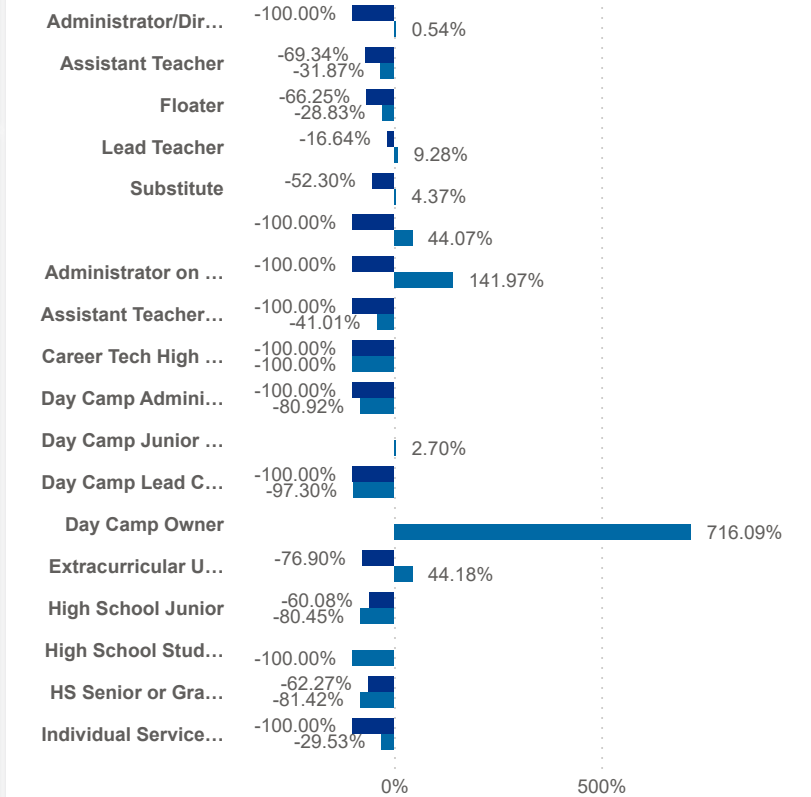
Leaver % Stayer %



Worker Status: Leaver Stayer



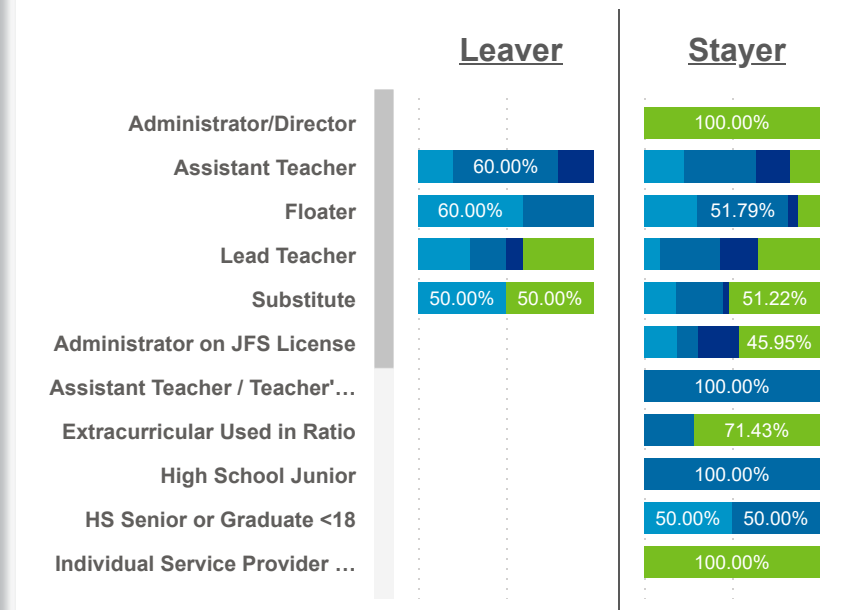
Worker Status: Leaver Stayer



Wage Bands: < 10 10 < .. < 11.6 11.6 < .. < 14 > 14



Wage Bands: < 10 10 < .. < 11.6 11.6 < .. < 14 > 14





Date: Program Type:
 Job Title: Teacher Age Group: Education: TEACH Status:

Date: Position Type:
 SUTQ Rating: Total Duration: Center Type: Publicly Funded: POWER Status:

SDA>County: Beale Code: Student Age Group: POWER Levels:

LEAVER (Avg Career Duration)

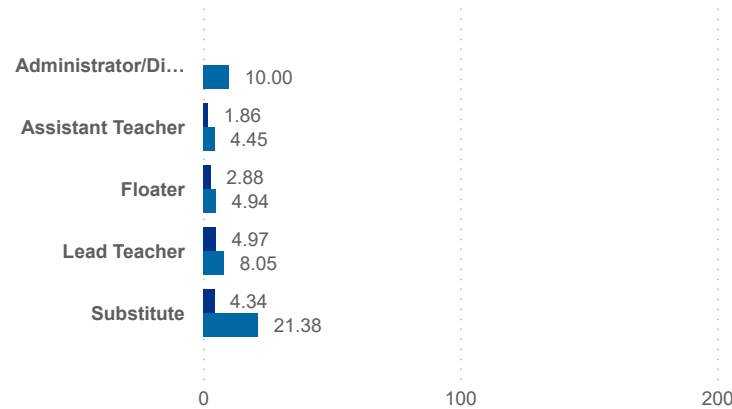
3.18

STAYER (Avg Career Duration)

10.34

Avg Career Duration by Job Title

Worker Status: ● Leaver ● Stayer



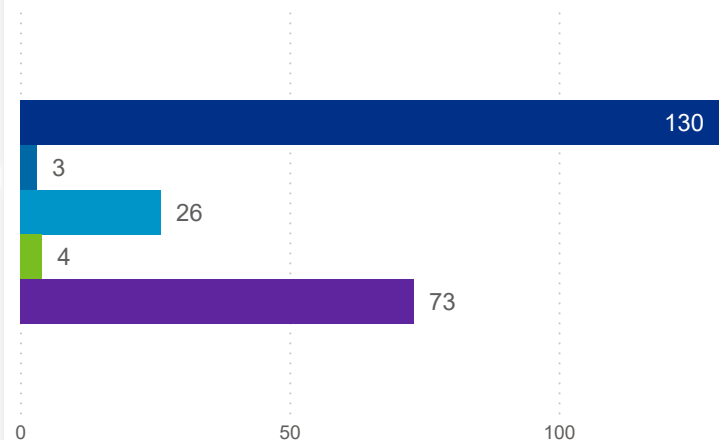
County	Job Title	Longest Serving Profile	\$ / hr	Seniority	Workload	Star Rating (Mea
Crawford	Administrator/Director	1.89		Early	8.02	1
Marion	Administrator/Director	1.50		Early	6.71	1
Morrow	Administrator/Director	2.95		Early	4.36	0
Richland	Administrator/Director	1.76		Early	9.24	1
Marion	Administrator/Director	2.12	25.00	Early	6.71	0
Crawford	Administrator/Director	3.21		Mid	12.28	0
Marion	Administrator/Director	3.70		Mid	6.24	3
Morrow	Administrator/Director	2.25		Mid	5.78	3
Richland	Administrator/Director	5.25		Mid	3.60	3
Crawford	Administrator/Director	5.12	27.00	Mid	8.42	0
Richland	Administrator/Director	6.20		Senior	7.59	2

TOTAL STAYER

1,840

Turnover Reasons

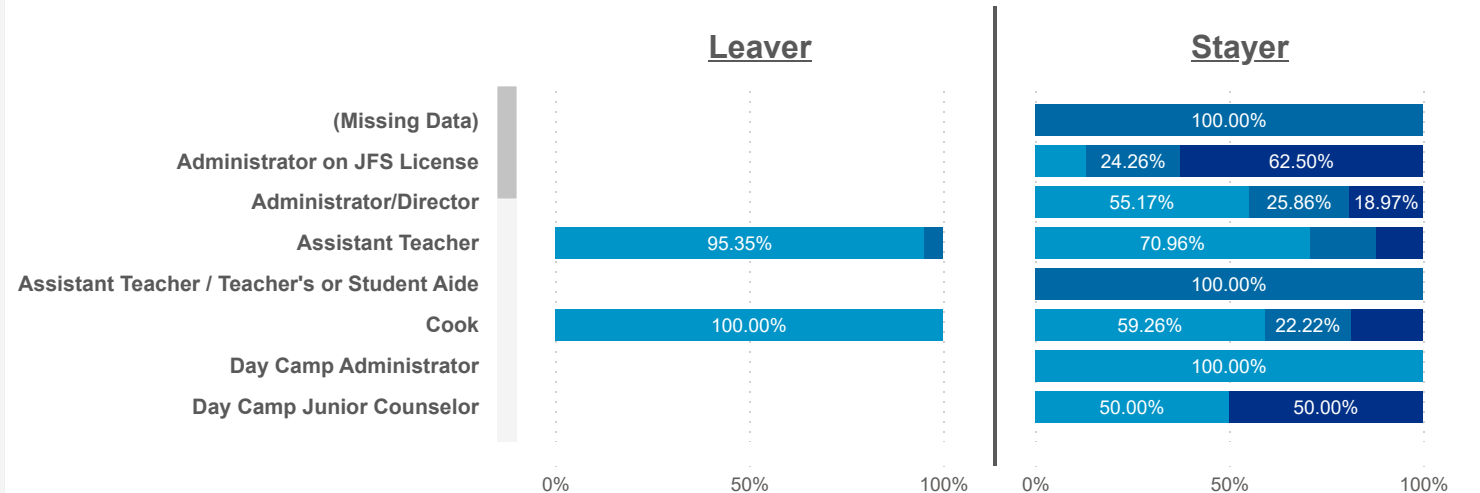
● Churn ● Internal ● Promotion ● Seasonal ● Transfer



STAYER (Promotion)

26

Seniority: ● Early ● Mid ● Senior





Date: Program Type:
 Job Title: Teacher Age Group: Education: TEACH Status:

Date: Position Type:
 SUTQ Rating: Total Duration: Center Type: Publicly Funded: POWER Status:

SDA>County: Total Duration: Beale Code: Student Age Group: POWER Levels:

LEAVER (Avg Career Duration)

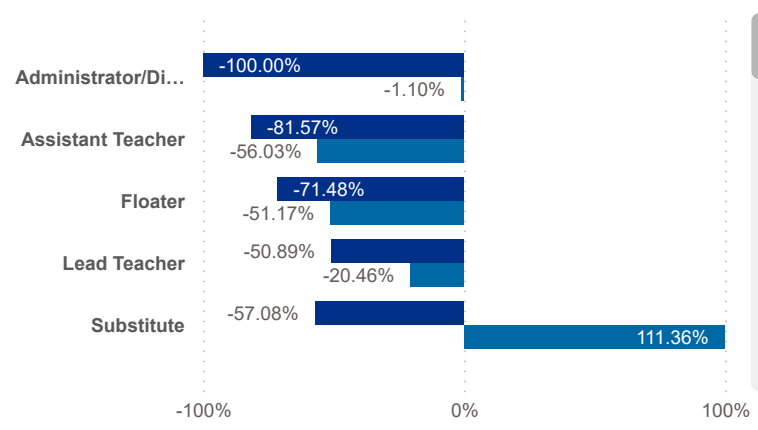
3.18

STAYER (Avg Career Duration)

10.34

Avg Career Duration by Job Title vs Mean

Worker Status: ● Leaver ● Stayer



County	Job Title	Longest Serving Profile	\$ / hr	Seniority	Workload	Star Rating (mean)
Richland	Lead Teacher	0.00	12.83	Early	5.65	3.0
Richland	Assistant Teacher	0.02	11.50	Mid	7.33	1.0
Richland	Assistant Teacher	0.02	16.73	Senior	5.22	3.0
Richland	Lead Teacher	0.02	11.50	Mid	7.33	1.0
Crawford	Floater	0.03	10.70	Early	7.33	2.0
Richland	Substitute	0.03	17.00	Early	10.40	0.0
Richland	Lead Teacher	0.04	17.00	Mid	5.00	3.0
Crawford	Substitute	0.05	10.70	Early	3.86	2.0
Richland	HS Senior or Graduate <18	0.05	12.00	Early	15.00	3.0
Richland	Assistant Teacher	0.07	10.70	Early	7.33	1.0
Richland	Program Management Not Used in Ratio	0.07		Early	5.65	3.0

TOTAL STAYER

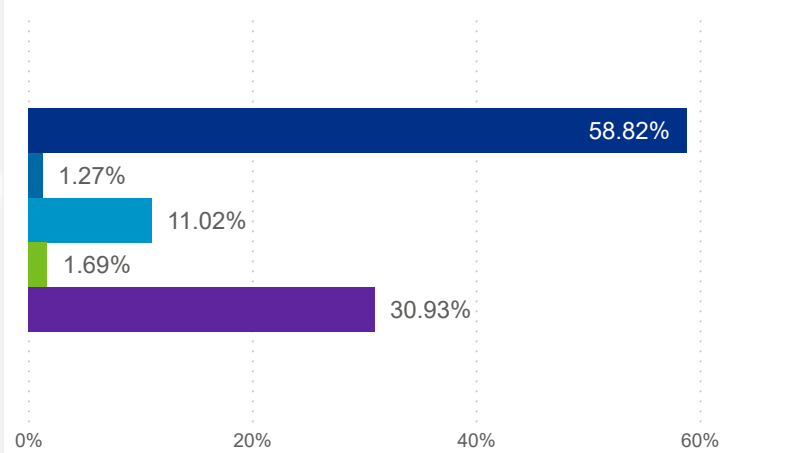
1,840

STAYER (Promotion)

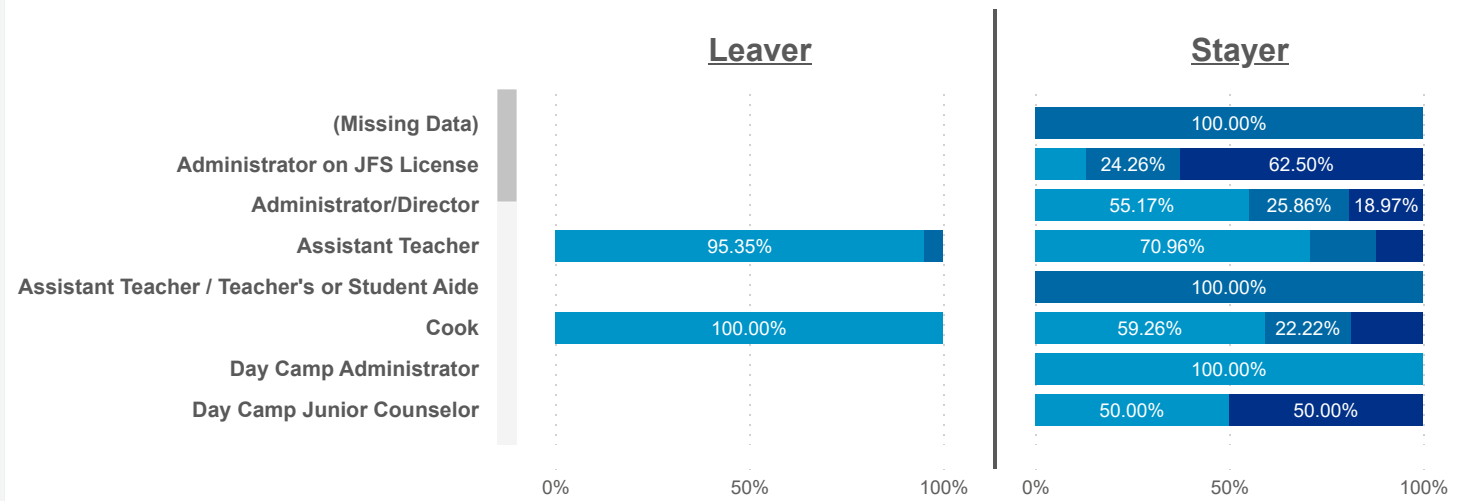
26

Turnover Reasons

● Churn ● Internal ● Promotion ● Seasonal ● Transfer



Seniority: ● Early ● Mid ● Senior





Date: Program Type:
 Job Title: Teacher Age Group: Education: TEACH Status:

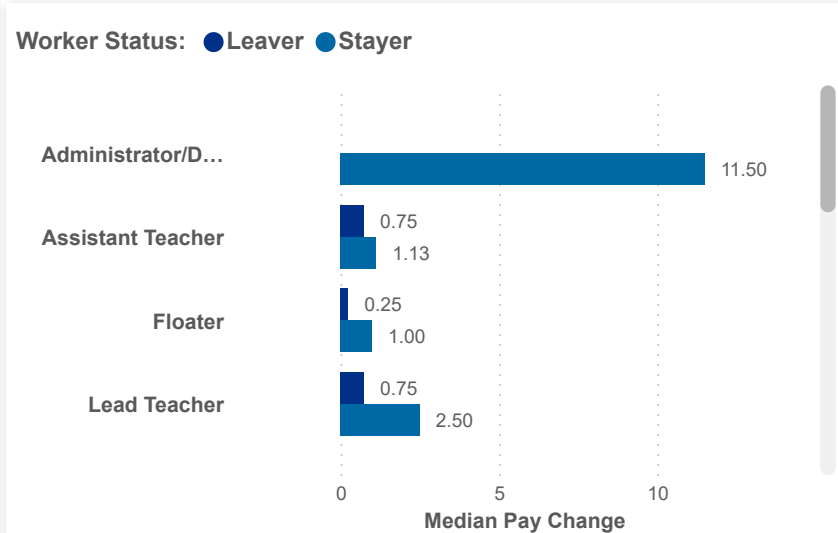
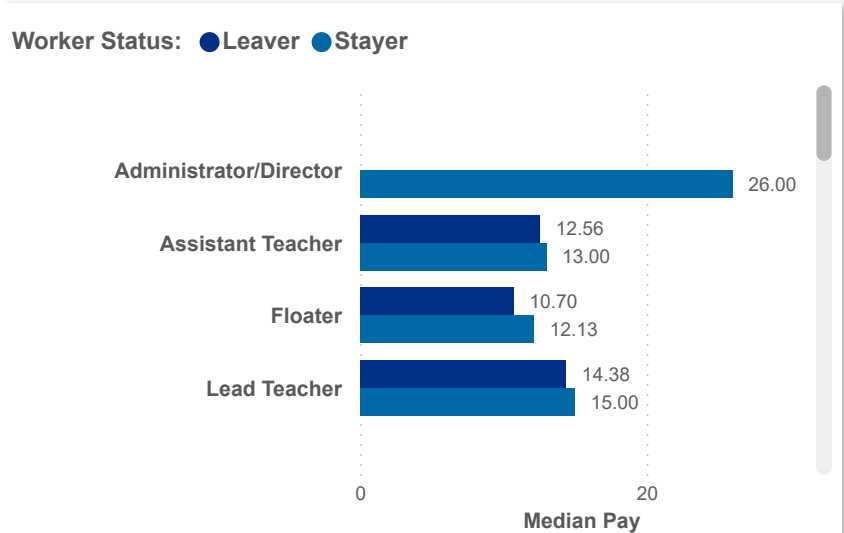
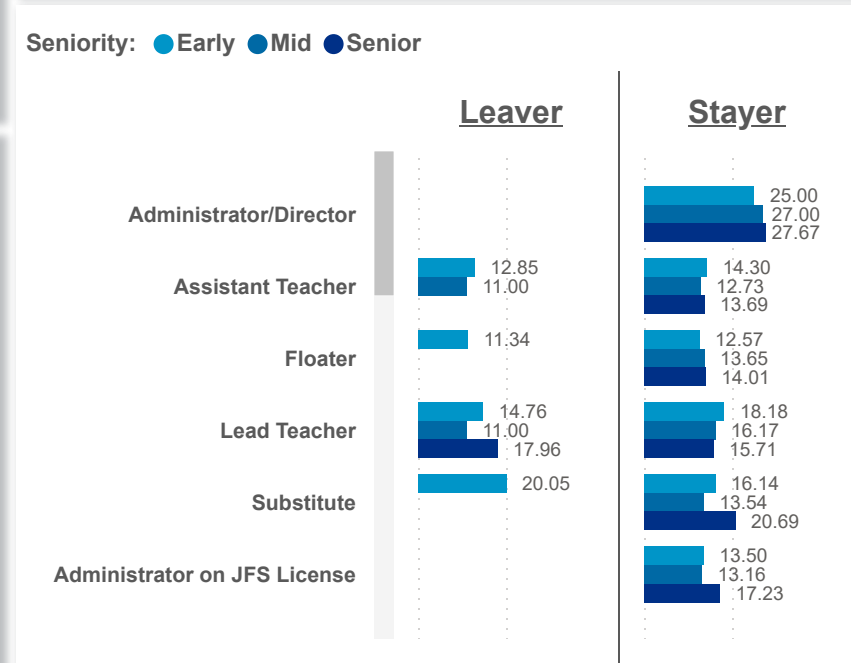
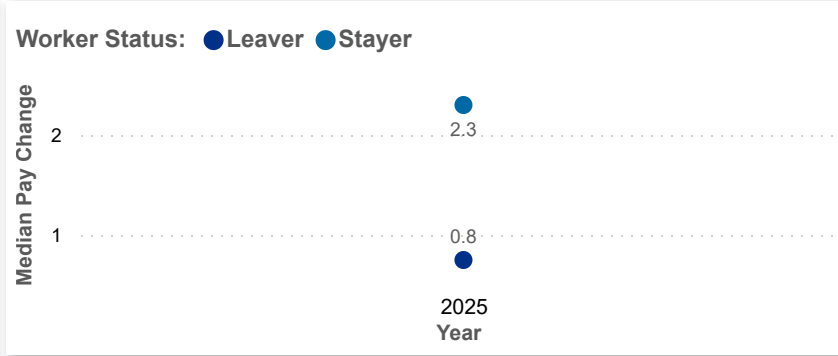
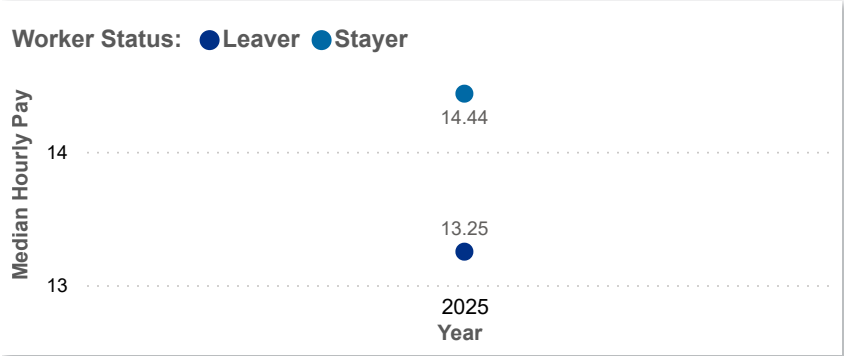
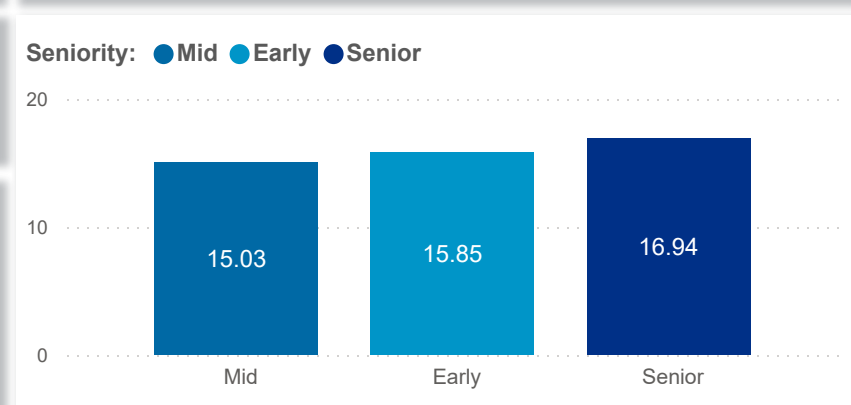
Date: Position Type:
 SUTQ Rating: Total Duration: Center Type: Publicly Funded: POWER Status:

SDA>County: Beale Code: Student Age Group: POWER Levels:

PAY MEDIAN (USD)

PAY PROGRESSION (USD)

PAY & CAREER SENIORITY (USD)





Date: 202510 | Program Type: Multiple select... | Job Title: All | Teacher Age Group: All | Education: All | TEACH Status: All
 202512 | Position Type: All | SUTQ Rating: All | Total Duration: 0.00 | Center Type: All | Publicly Funded: All | POWER Status: All
 SDA>County: SDA 12 | Beale Code: All | Student Age Group: All | POWER Levels: All

PAY MEDIAN (USD)

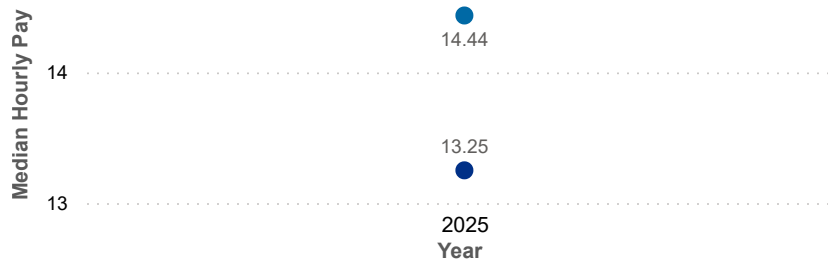
LEAVER

13.25

STAYER

14.44

Worker Status: ● Leaver ● Stayer



PAY PROGRESSION (USD)

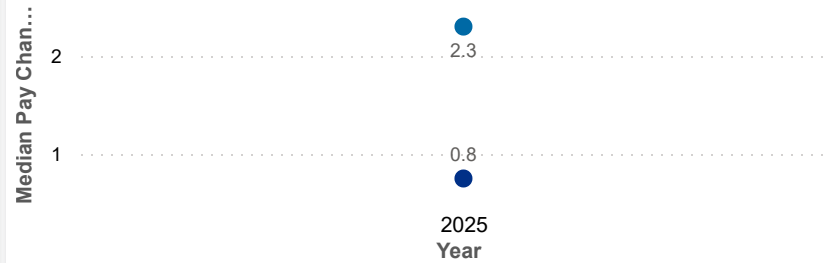
LEAVER

0.51

STAYER

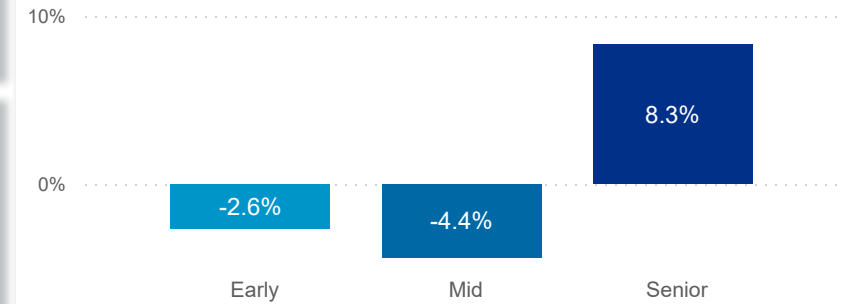
0.59

Worker Status: ● Leaver ● Stayer

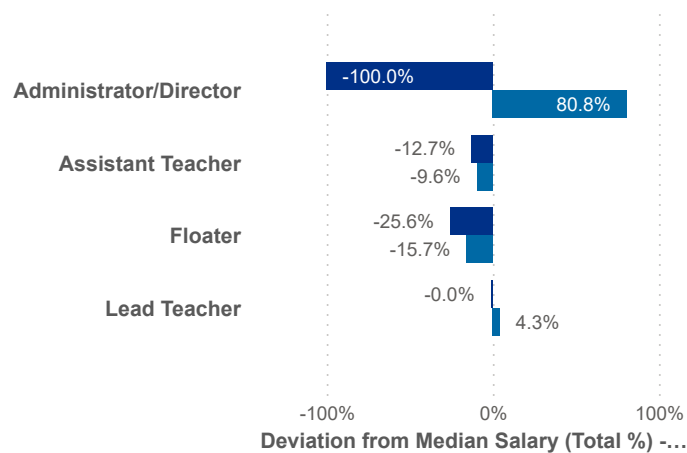


PAY & CAREER SENIORITY (USD)

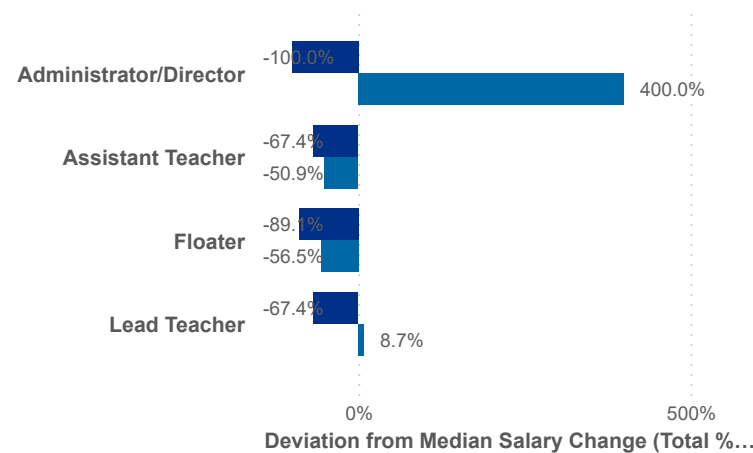
Seniority: ● Early ● Mid ● Senior



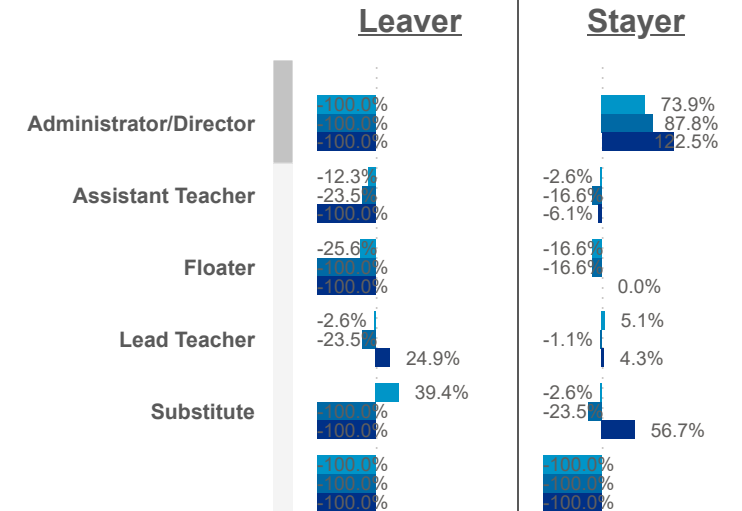
Worker Status: ● Leaver ● Stayer



Worker Status: ● Leaver ● Stayer



Seniority: ● Early ● Mid ● Senior





Date: 202510 Program Type: Multiple select... Job Title: All Teacher Age Group: All Education: All TEACH Status: All

202512 Position Type: All Credential: All TEACH Models: All

SDA>County: SDA 12 SUTQ Rating: All Total Duration: 0.00 Center Type: All Publicly Funded: All POWER Status: All

100.00 Beale Code: All Student Age Group: All POWER Levels: All

Workload Median (Total)

6.00

Workload Median (Leaver)

5.95

Workload Median (Stayer)

6.00

Star Rating Mean (Total)

1.9

Star Rating Mean (Leaver)

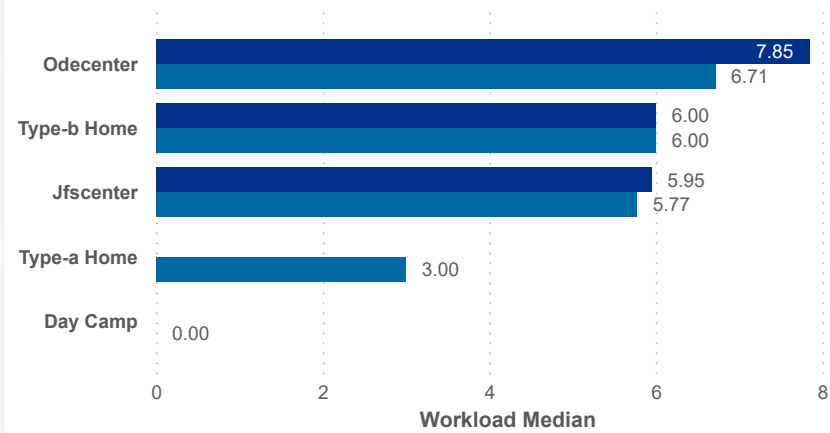
2.0

Star Rating Mean (Stayer)

1.9

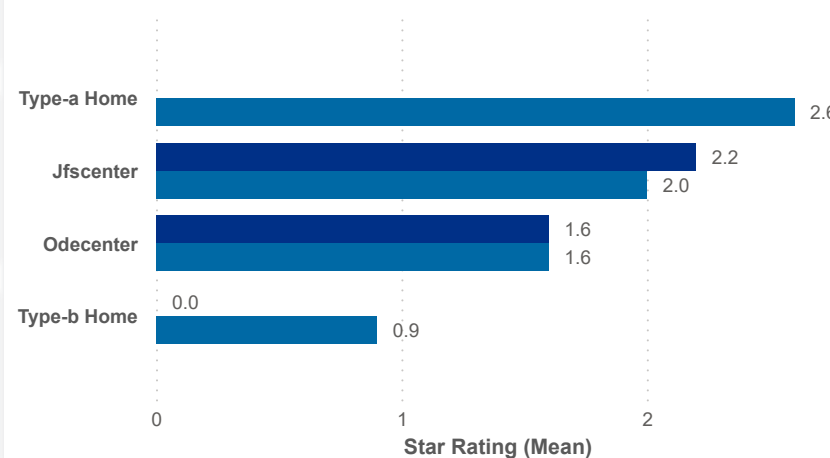
Workload Median

Worker status ● Leaver ● Stayer



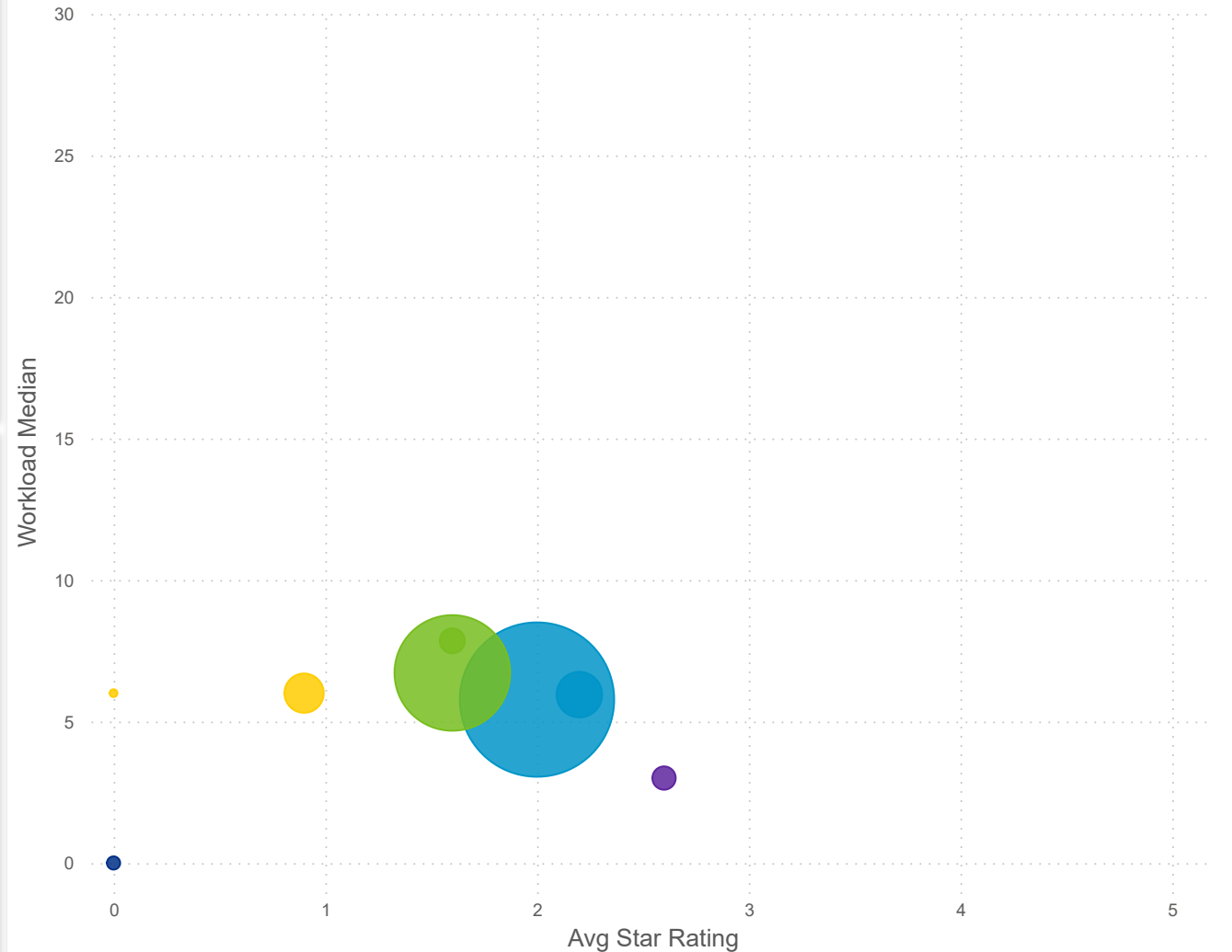
Star Rating Mean

Worker status ● Leaver ● Stayer



Star Rating Mean, Workload Median, and Number of Users by Worker Status and Center Type

Center Type: ● Day Camp ● Jfscenter ● Odecenter ● Type-a Home ● Type-b Home





Date: Program Type:
 Job Title: Teacher Age Group: Education: TEACH Status:

Date: Position Type:
 SUTQ Rating: Total Duration: Center Type: Publicly Funded: POWER Status:

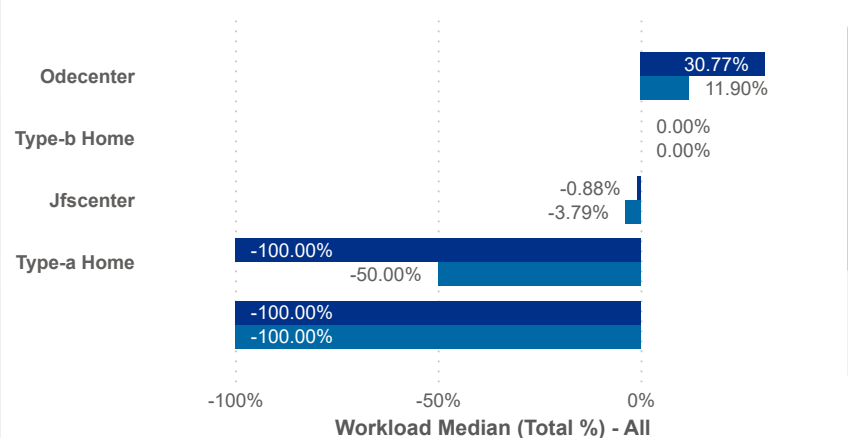
SDA>County: Beale Code: Student Age Group: POWER Levels:

Workload Median (Total)

6.00

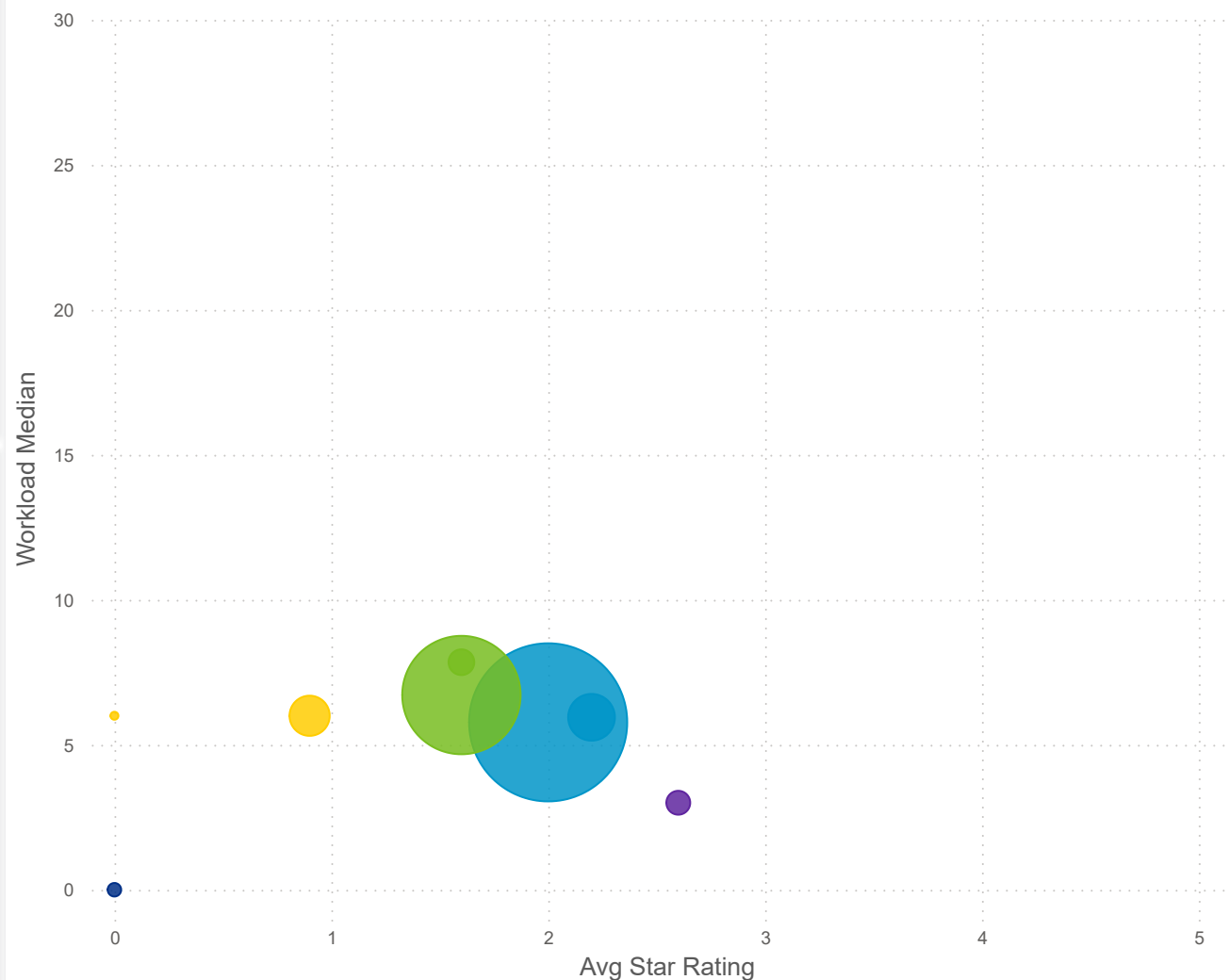
Workload Median (Total %)

Worker status ● Leaver ● Stayer



Star Rating Mean, Workload Median, and Number of Users by Worker Status and Center Type

Center Type: ● Day Camp ● Jfscenter ● Odecenter ● Type-a Home ● Type-b Home



Workload Median (Leaver)

5.95

Workload Median (Stayer)

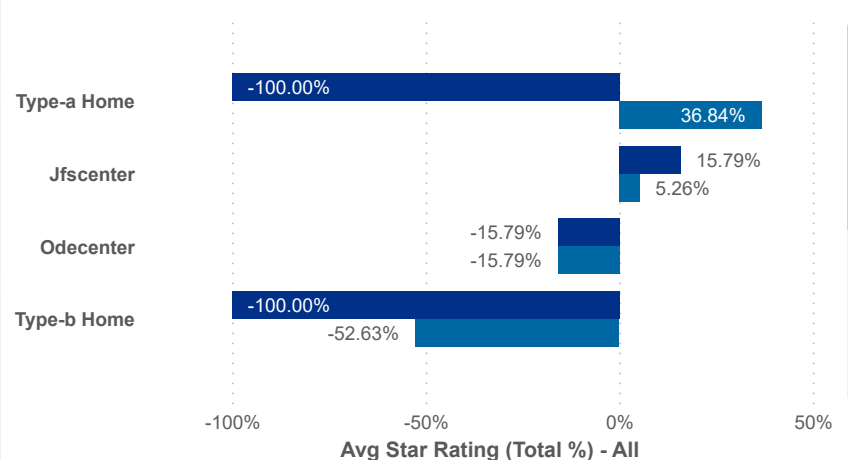
6.00

Star Rating Mean (Total)

1.9

Star Rating Mean (Total %)

Worker status ● Leaver ● Stayer



Star Rating Mean (Leaver)

2.0

Star Rating Mean (Stayer)

1.9

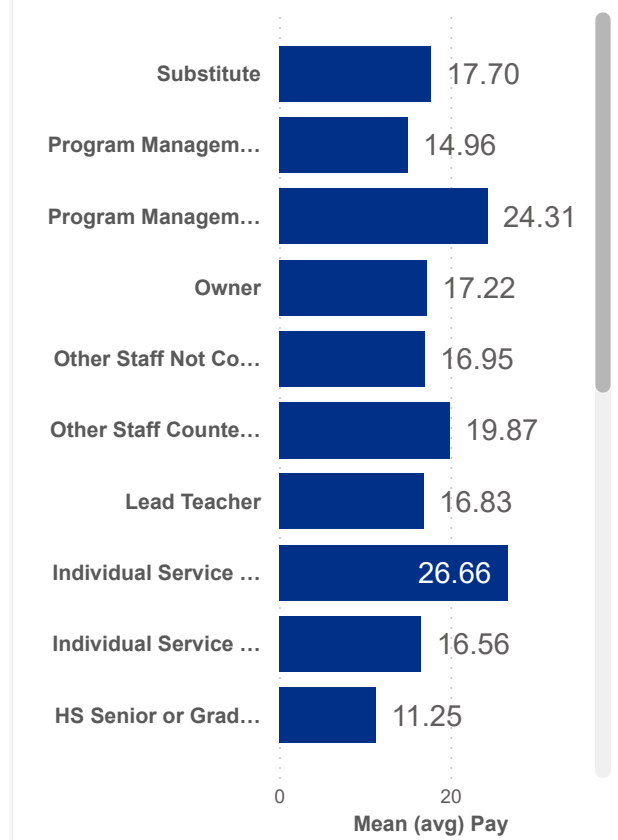
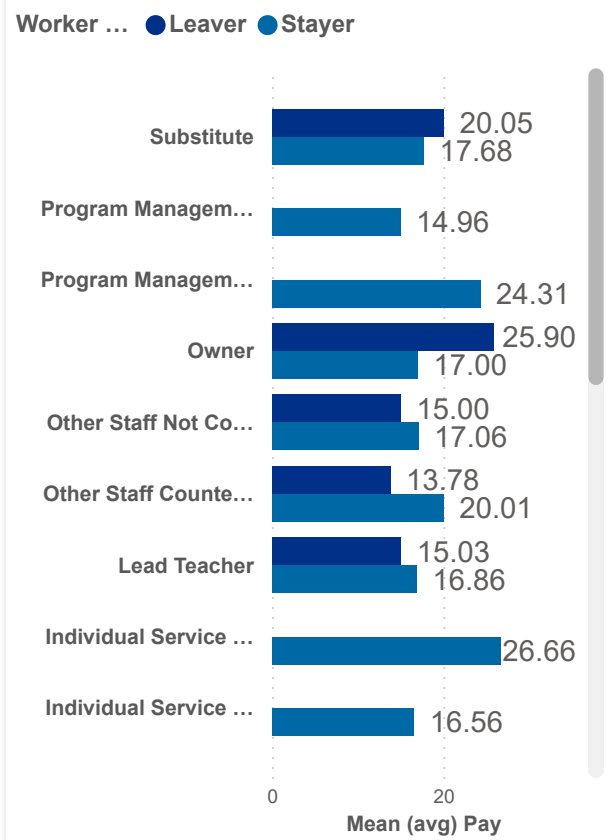
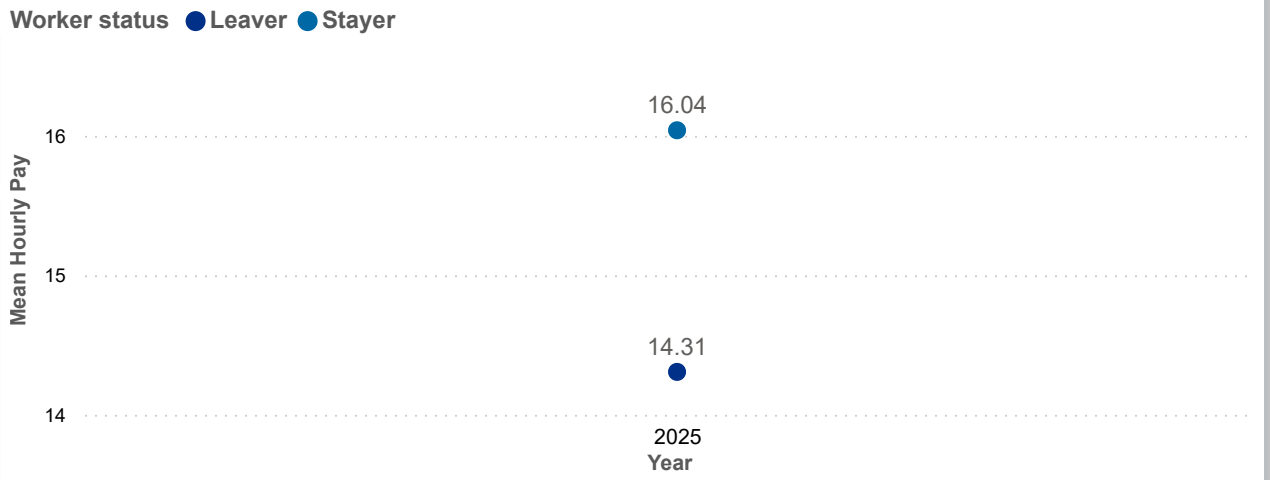


Date: 202510 Program Type: Multiple select...
 202512 Position Type: All
 Job Title: All Teacher Age Group: All
 Education: All
 Credential: All
 TEACH Status: All
 TEACH Models: All
 SDA>County: SDA 12 SUTQ Rating: All Total Duration: 0.00
 100.00 Center Type: All Publicly Funded: All
 Beale Code: All Student Age Group: All
 POWER Status: All
 POWER Levels: All

PAY MEAN (USD)

LEAVER	STAYER	COMBINED
14.31	16.04	16.01

Salary Mean by Year and Worker Status



Combined Salary Mean by Year and Worker Status

