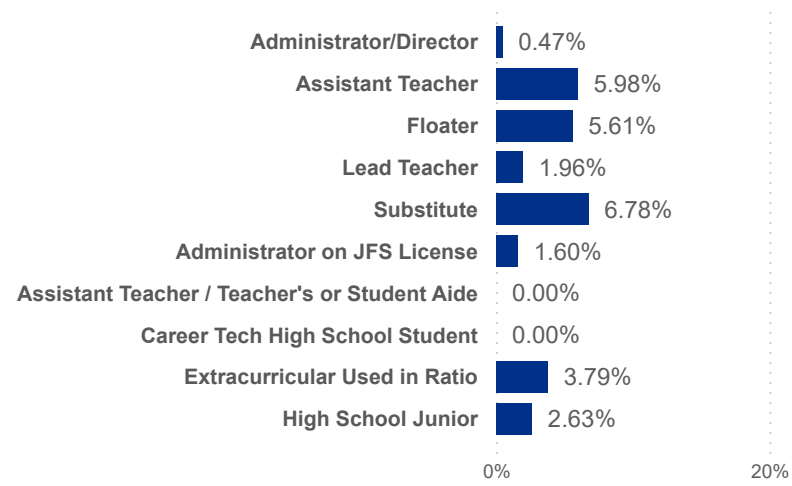




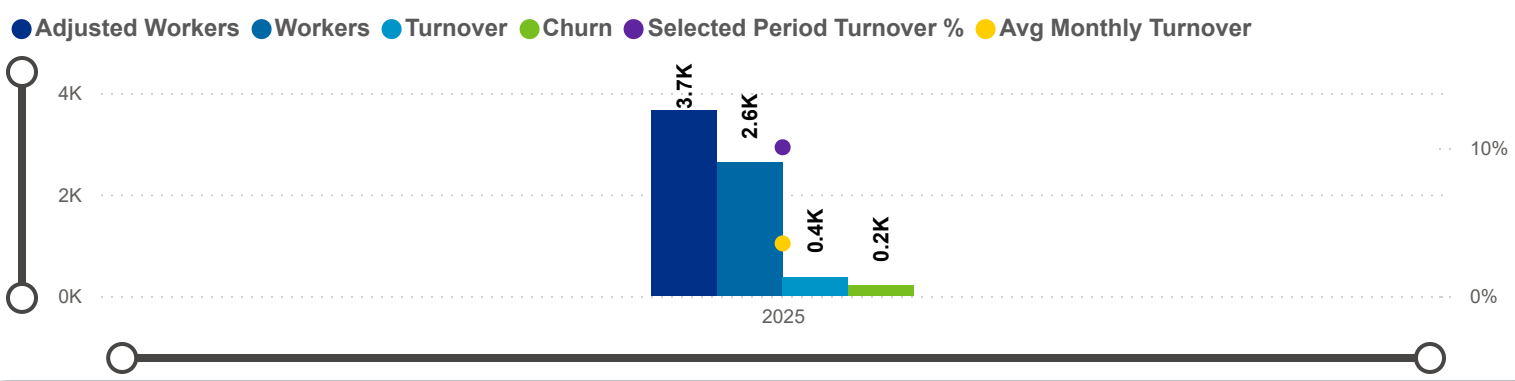
Date: 202510 | Program Type: Multiple select... | Job Title: All | Teacher Age Group: All | Education: All | TEACH Status: All  
 202512 | Position Type: All | SUTQ Rating: All | Total Duration: 0.00 | Center Type: All | Publicly Funded: All | POWER Status: All  
 SDA>County: SDA 11 | Beale Code: All | Student Age Group: All | POWER Levels: All

## Avg Monthly Turnover Rates by Job Title

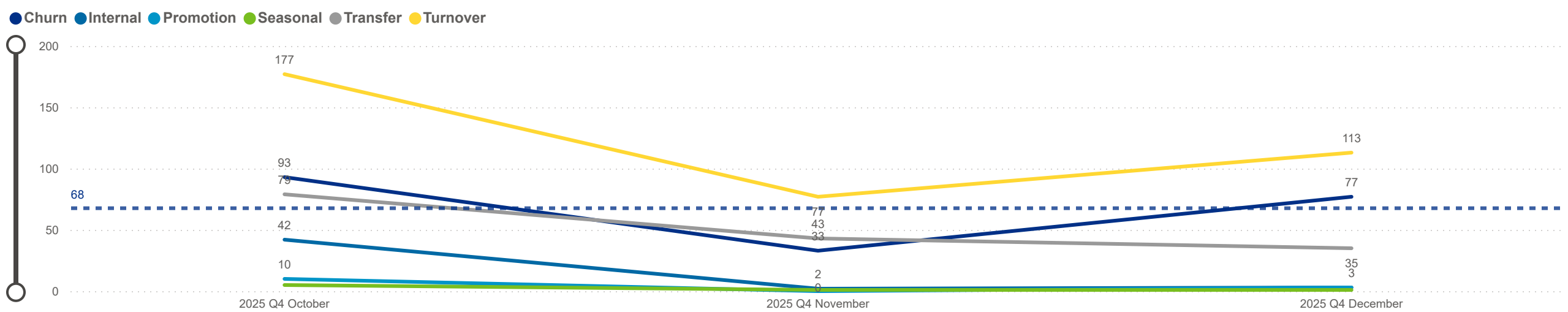


Avg Monthly Turnover	Adjusted Workers	Total Leaver	Total Stayer	Sel Period Turnover
<b>3.55%</b>	<b>3,652</b>	<b>201</b>	<b>3,451</b>	<b>10.05%</b>

## Avg Monthly Turnover and Number of Workers



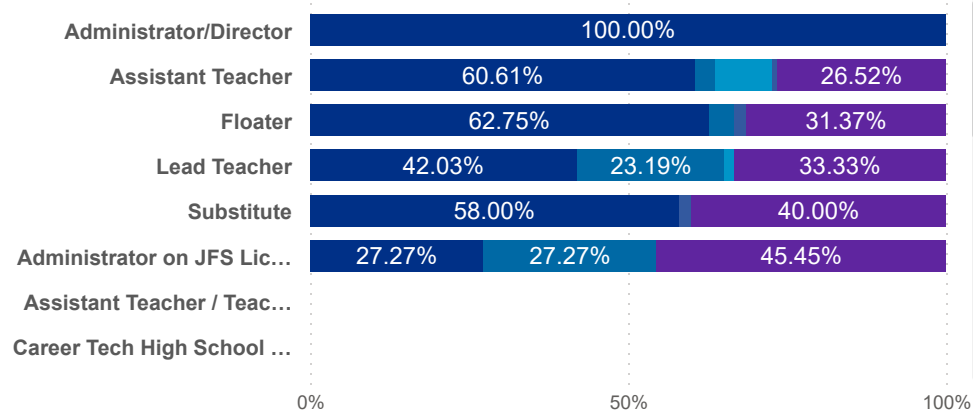
## Categorization by Time Series



Date: 202510 | Program Type: Multiple select... | Job Title: All | Teacher Age Group: All | Education: All | TEACH Status: All  
 202512 | Position Type: All | SUTQ Rating: All | Total Duration: 0.00 | Center Type: All | Publicly Funded: All | POWER Status: All  
 SDA>County: SDA 11 | Beale Code: All | Student Age Group: All | POWER Levels: All

### Job Change Reasons by Job Title

● Churn ● Internal ● Promotion ● Seasonal ● Transfer



Avg Monthly Churn

1.97%

Adjusted Workers

3,652

Workload Median

4.86

Pay Median USD / hr

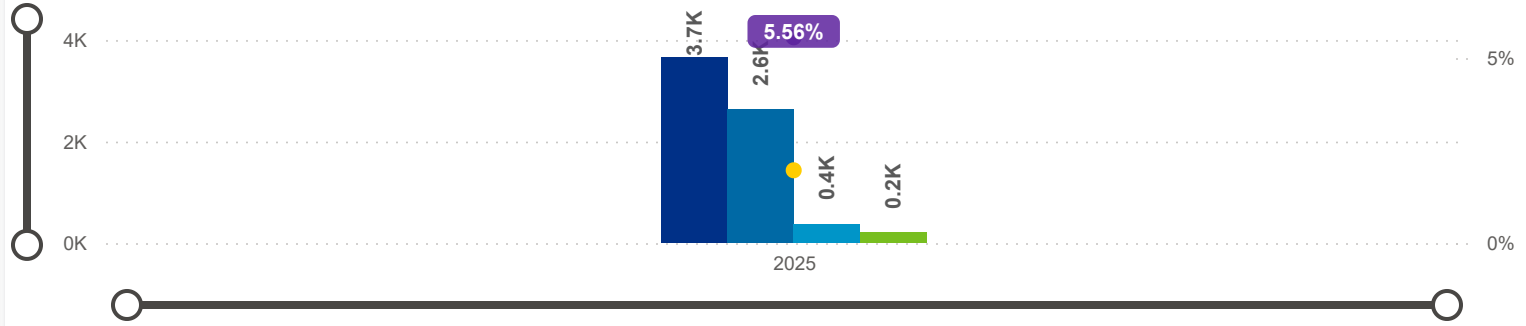
15.00

Avg ECE Duration

6.26

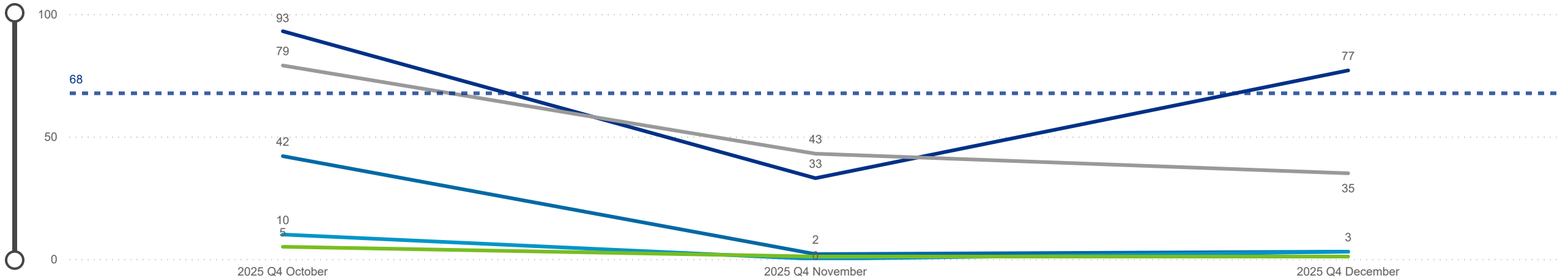
### Avg Monthly Churn and Number of Workers

● Adjusted Workers ● Workers ● Turnover ● Churn ● Selected Period Churn % ● Avg Monthly Churn

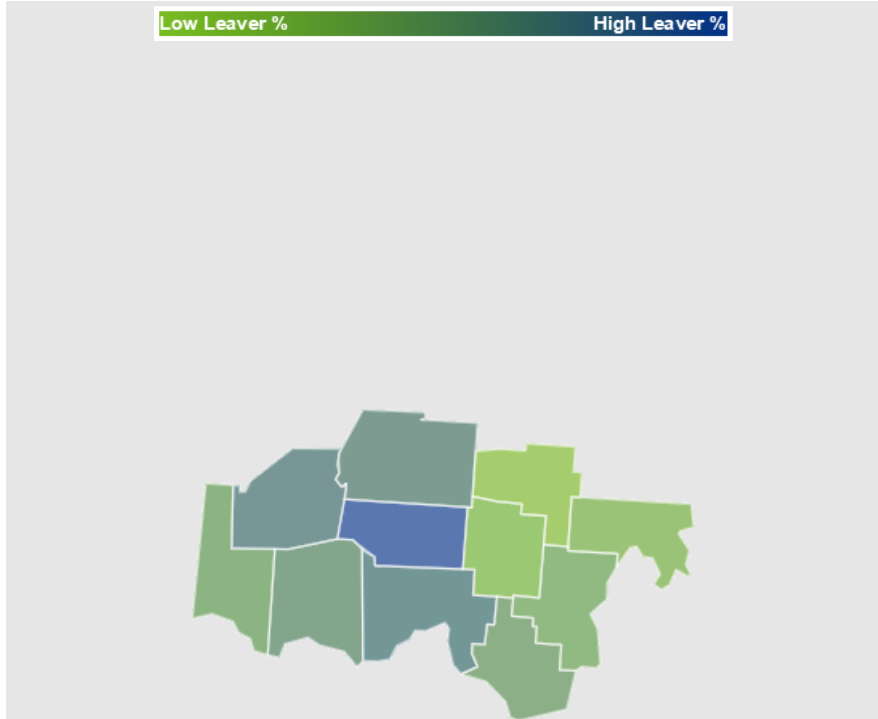


### Categorization by Time Series

● Churn ● Internal ● Promotion ● Seasonal ● Transfer

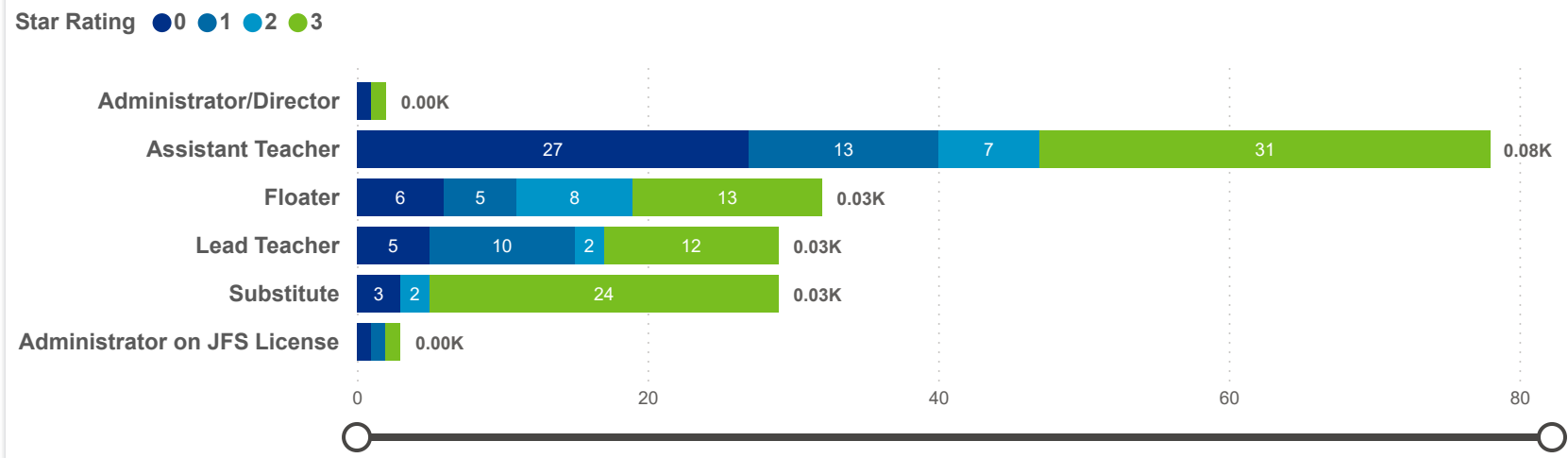


Date: 202510 | Program Type: Multiple select... | Job Title: All | Teacher Age Group: All | Education: All | TEACH Status: All  
 202512 | Position Type: All | SUTQ Rating: All | Total Duration: 0.00 | Center Type: All | Publicly Funded: All | POWER Status: All  
 SDA>County: SDA 11 | Beale Code: All | Student Age Group: All | POWER Levels: All



<b>ADJUSTED WORKERS</b>	<b>TOTAL LEAVER</b>	<b>TOTAL STAYER</b>	<b>SELECTED PERIOD CHURN %</b>
<b>3,652</b>	<b>201</b>	<b>3,451</b>	<b>5.50%</b>

**Leaver by Job Title and Star Rating**



County	Adjusted Workers	Workers	Workers %	Total Leaver	Total Stayer	Selected Period Churn %	Stayer %	Avg Monthly Churn	Selected Period Turnover %	Avg Monthly Turnover	Workload Median	Avg Star Rating
Highland OH	318	218	8.31%	23	295	7.23%	92.77%	2.76%	18.24%	6.95%	3.80	2.24
Ross OH	533	412	15.70%	35	498	6.57%	93.43%	2.37%	9.76%	3.42%	5.87	2.12
Brown OH	296	188	7.16%	12	284	4.05%	95.95%	1.45%	10.14%	3.62%	3.50	1.98
Scioto OH	680	380	14.48%	51	629	7.50%	92.50%	2.77%	15.88%	5.75%	3.08	1.97
Pike OH	220	139	5.30%	24	196	10.91%	89.09%	3.89%	18.18%	6.48%	4.85	1.91
Meigs OH	95	82	3.13%	2	93	2.11%	97.89%	0.70%	3.16%	1.05%	4.57	1.68
Adams OH	152	99	3.77%	9	143	5.92%	94.08%	2.15%	11.18%	4.06%	4.75	1.54
Jackson OH	336	289	11.01%	6	330	1.79%	98.21%	0.61%	2.68%	0.92%	6.00	1.30
Lawrence OH	552	470	17.91%	25	527	4.53%	95.47%	1.59%	5.43%	1.91%	6.70	1.24
Gallia OH	357	281	10.71%	13	344	3.64%	96.36%	1.23%	4.48%	1.51%	6.44	0.88
<b>Total</b>	<b>3,652</b>	<b>2,624</b>	<b>100.00%</b>	<b>201</b>	<b>3,451</b>	<b>5.50%</b>	<b>94.50%</b>	<b>1.97%</b>	<b>10.05%</b>	<b>3.55%</b>	<b>4.86</b>	<b>1.66</b>

©2026 TomTom Feedback



Date:	202510	Program Type:	Multiple select... ▾	Job Title:	All ▾	Teacher Age Group:	All ▾	Education:	All ▾	TEACH Status:	All ▾
	202512	Position Type:	All ▾					Credential:	All ▾	TEACH Models:	All ▾
SDA>County:	SDA 11 ▾	SUTQ Rating:	All ▾	Total Duration:	0.00	Center Type:	All ▾	Publicly Funded:	All ▾	POWER Status:	All ▾
					100.00	Beale Code:	All ▾	Student Age Group:	All ▾	POWER Levels:	All ▾

NUMBER OF WORKERS		AVG ECE DURATION (In Years)		HOURLY WAGE BANDS (USD)	
TOTAL LEAVER	TOTAL STAYER	LEAVER	STAYER	LEAVER (Hourly Wage MED)	STAYER (Hourly Wage MED)
<b>201</b>	<b>3,451</b>				
.		.		.	
.		.		.	



Date:  Program Type: 
 Job Title:  Teacher Age Group:  Education:  TEACH Status: 
  
 Position Type:  Credential:  TEACH Models: 
  
 SDA>County:  SUTQ Rating:  Total Duration:  Center Type:  Publicly Funded:  POWER Status: 
  
 Beale Code:  Student Age Group:  POWER Levels:

### NUMBER OF WORKERS

### AVG ECE DURATION (In Years)

### HOURLY WAGE BANDS (USD)

LEAVER

STAYER

# 5.50%

# 94.50%

LEAVER

STAYER

# 3.95

# 6.36

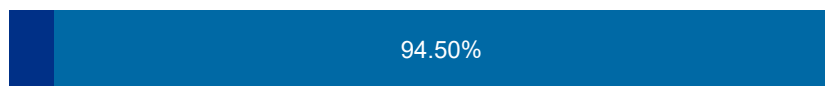
LEAVER (Hourly Wage MED)

STAYER (Hourly Wage MED)

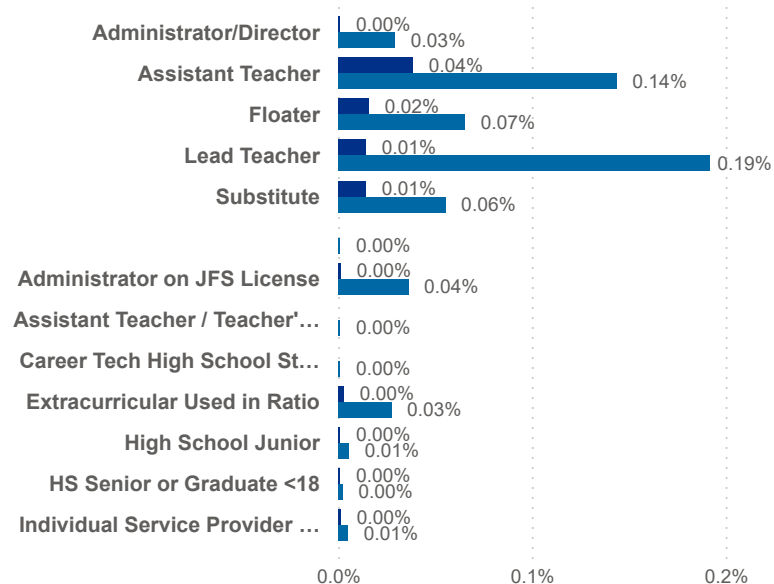
# 12.00

# 15.00

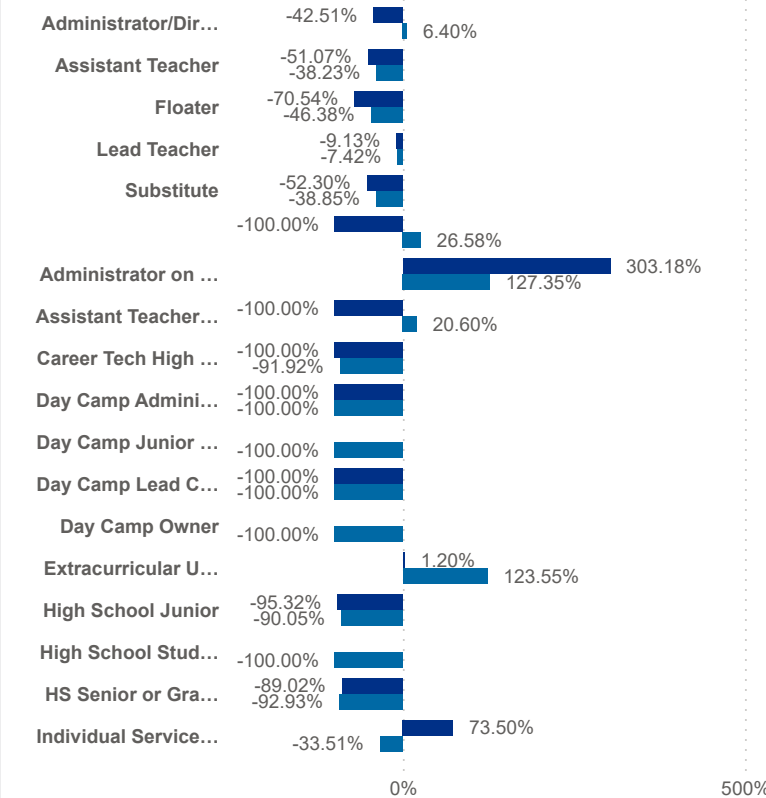
● Leaver % ● Stayer %



Worker Status: ● Leaver ● Stayer



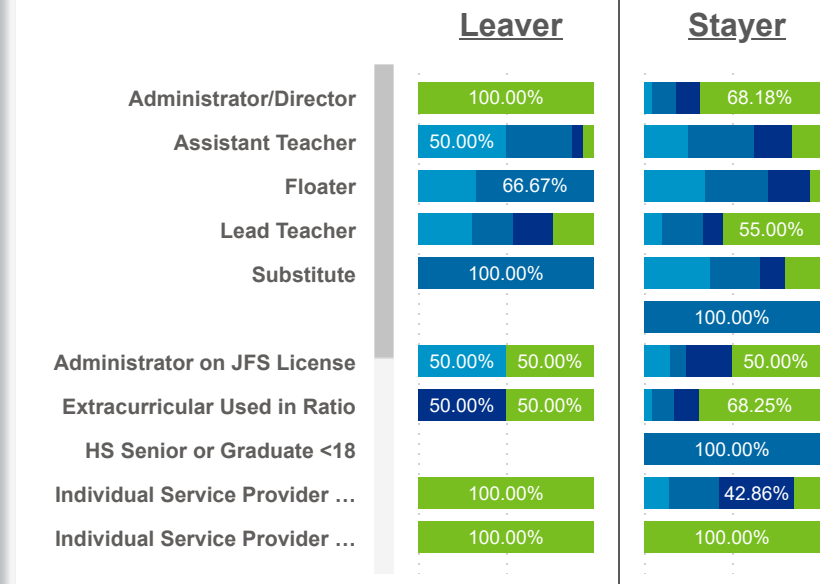
Worker Status: ● Leaver ● Stayer



Wage Bands: ● < 10 ● 10 < .. < 11.6 ● 11.6 < .. < 14 ● > 14



Wage Bands: ● < 10 ● 10 < .. < 11.6 ● 11.6 < .. < 14 ● > 14





Date:  Program Type: 
 Job Title:  Teacher Age Group:  Education:  TEACH Status:

Date:  Position Type: 
 SUTQ Rating:  Total Duration:  Center Type:  Publicly Funded:  POWER Status:

SDA>County:  Beale Code:  Student Age Group:  POWER Levels:

### LEAVER (Avg Career Duration)

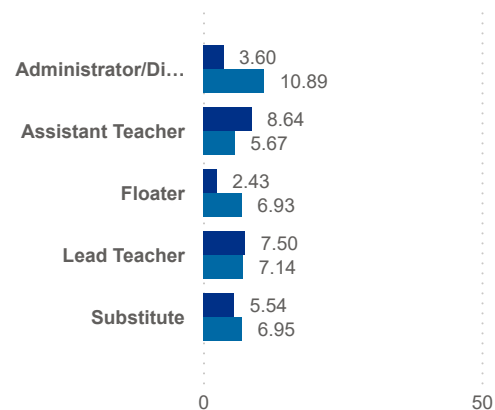
# 8.27

### STAYER (Avg Career Duration)

# 13.41

## Avg Career Duration by Job Title

Worker Status: ● Leaver ● Stayer



County	Job Title	Longest Serving Profile	\$ / hr	Seniority	Workload	Star Rating (Mea
Adams	Administrator/Director	2.54		Early	6.68	
Brown	Administrator/Director	3.25		Early	4.07	
Gallia	Administrator/Director	1.79		Early	12.42	
Highland	Administrator/Director	1.26		Early	3.89	
Jackson	Administrator/Director	3.69		Early	7.96	
Lawrence	Administrator/Director	2.35		Early	13.14	
Meigs	Administrator/Director	1.71		Early	3.38	
Pike	Administrator/Director	2.58		Early	2.47	
Ross	Administrator/Director	3.12		Early	8.11	
Scioto	Administrator/Director	1.70		Early	14.67	
Vinton	Administrator/Director	1.91		Early	18.50	

### TOTAL STAYER

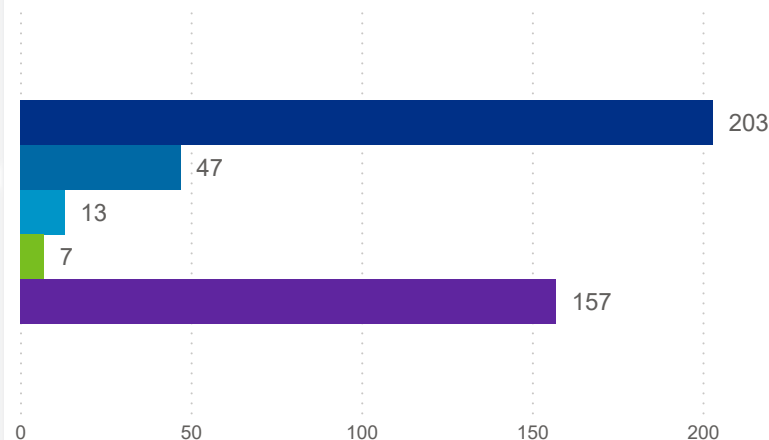
# 3,451

### STAYER (Promotion)

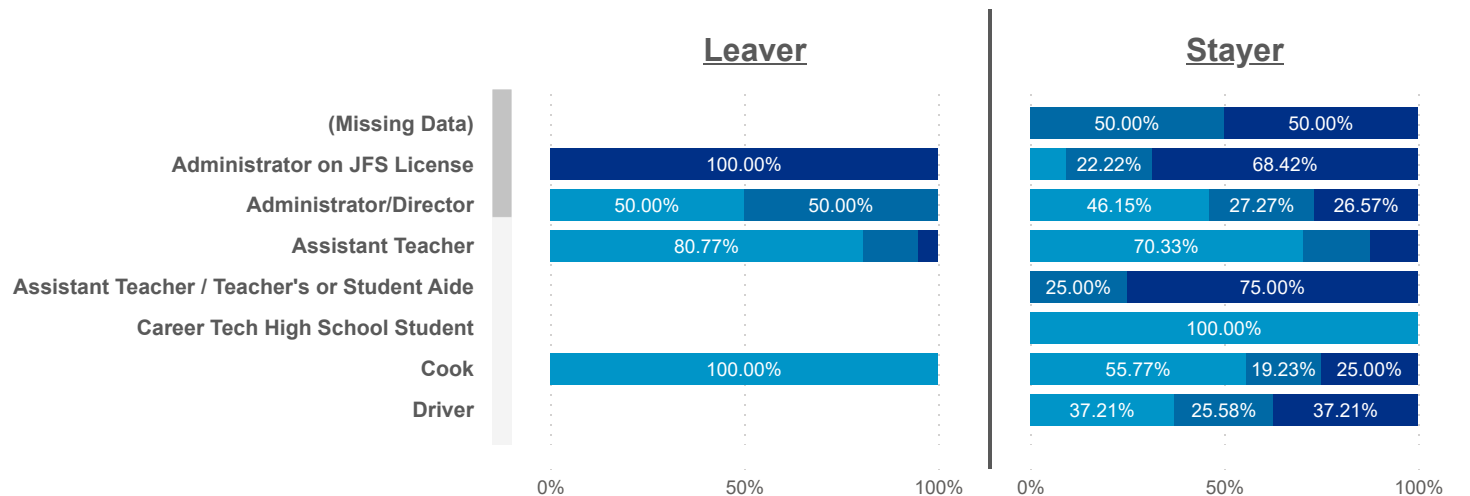
# 13

## Turnover Reasons

● Churn ● Internal ● Promotion ● Seasonal ● Transfer



Seniority: ● Early ● Mid ● Senior





Date: 202510 | Program Type: Multiple select... | Job Title: All | Teacher Age Group: All | Education: All | TEACH Status: All  
 202512 | Position Type: All | SUTQ Rating: All | Total Duration: 0.00 | Center Type: All | Publicly Funded: All | POWER Status: All  
 SDA>County: SDA 11 | Beale Code: All | Student Age Group: All | POWER Levels: All

### LEAVER (Avg Career Duration)

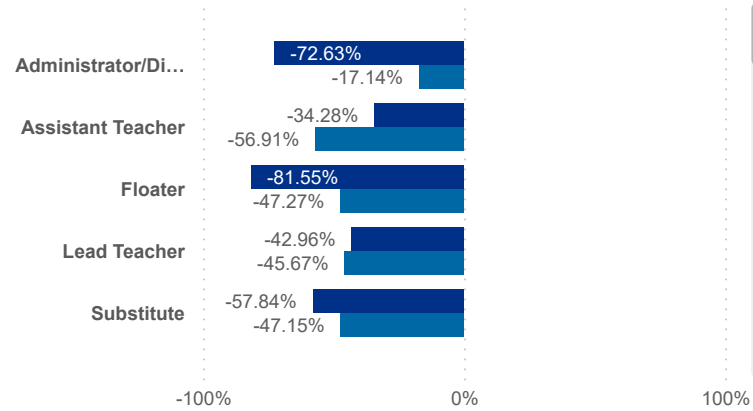
# 8.27

### STAYER (Avg Career Duration)

# 13.41

## Avg Career Duration by Job Title vs Mean

Worker Status: ● Leaver ● Stayer



County	Job Title	Longest Serving Profile	\$ / hr	Seniority	Workload	Star Rating (mean)
Scioto	Lead Teacher	0.00	11.50	Mid	5.17	2.0
Brown	Substitute	0.00	13.00	Early	3.78	3.0
Ross	Lead Teacher	0.01	13.00	Early	13.57	1.0
Lawrence	Owner	0.02		Mid	12.00	1.0
Adams	Individual Service Provider Not Used in Ratio	0.05		Early	3.17	1.0
Adams	Assistant Teacher	0.05	13.00	Early	2.93	3.0
Brown	Assistant Teacher	0.05	10.70	Early	5.56	1.0
Brown	Assistant Teacher	0.05	11.45	Early	6.00	1.0
Brown	Assistant Teacher	0.05	12.20	Early	6.00	1.0
Scioto	Lead Teacher	0.06	10.70	Mid	4.69	2.0
Highland	Assistant Teacher	0.06	11.00	Early	4.67	0.0

### TOTAL STAYER

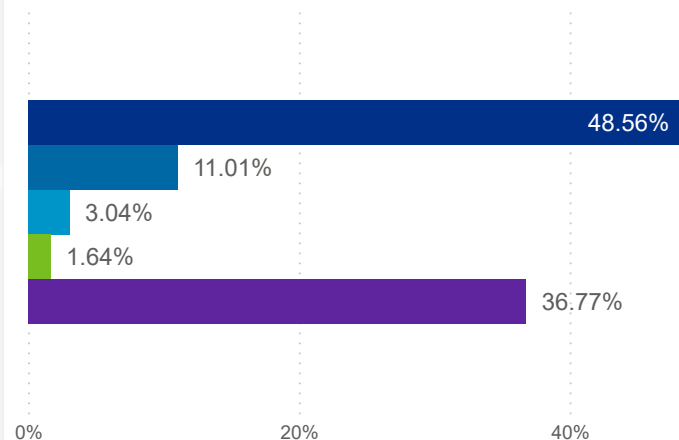
# 3,451

### STAYER (Promotion)

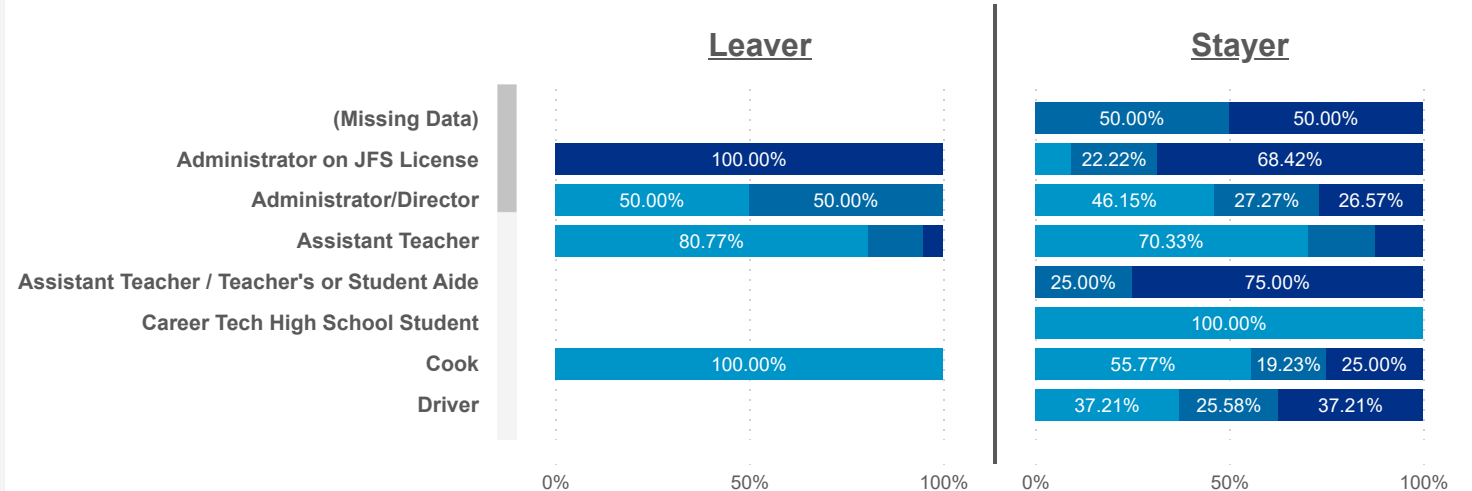
# 13

## Turnover Reasons

● Churn ● Internal ● Promotion ● Seasonal ● Transfer



Seniority: ● Early ● Mid ● Senior



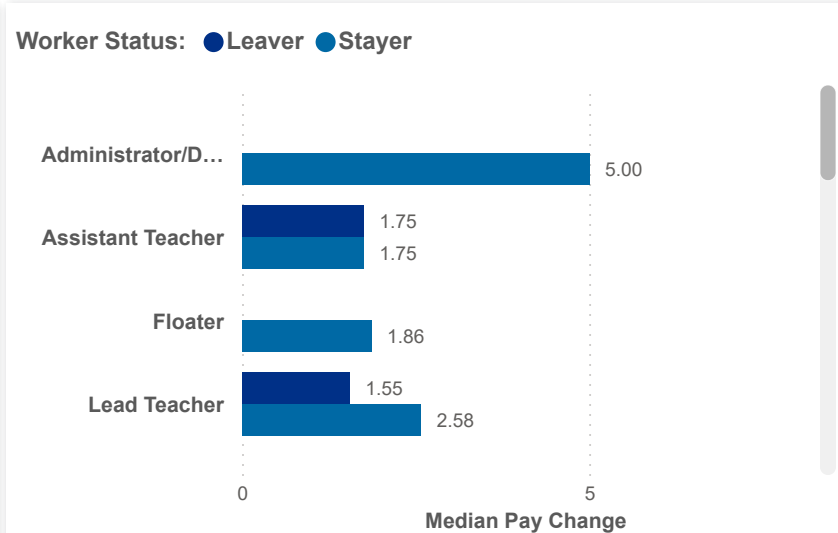
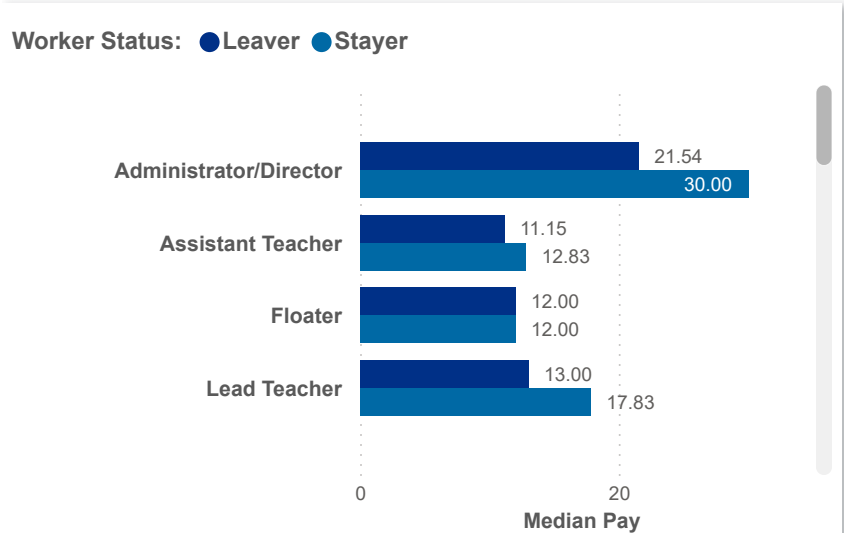
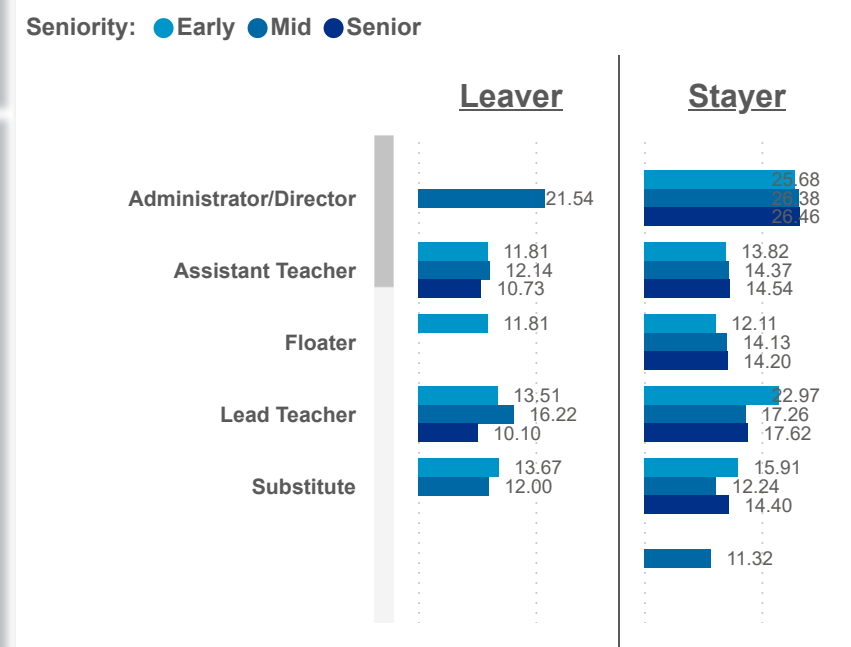
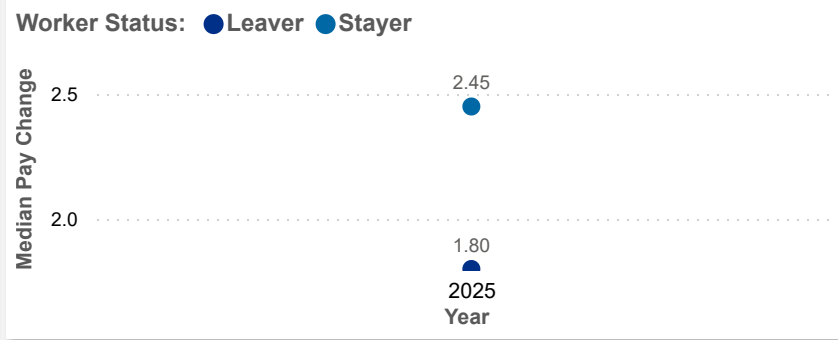
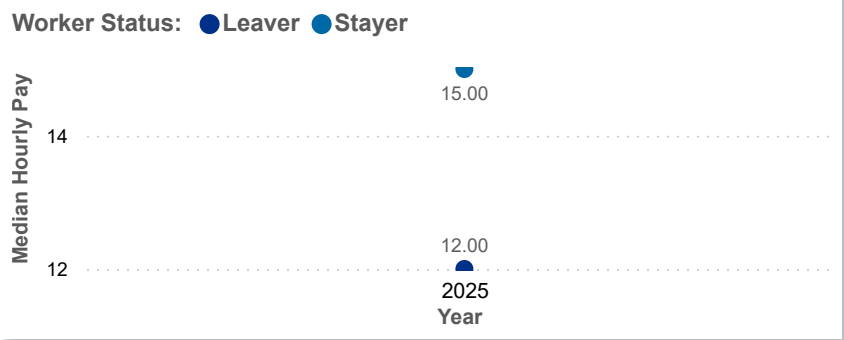
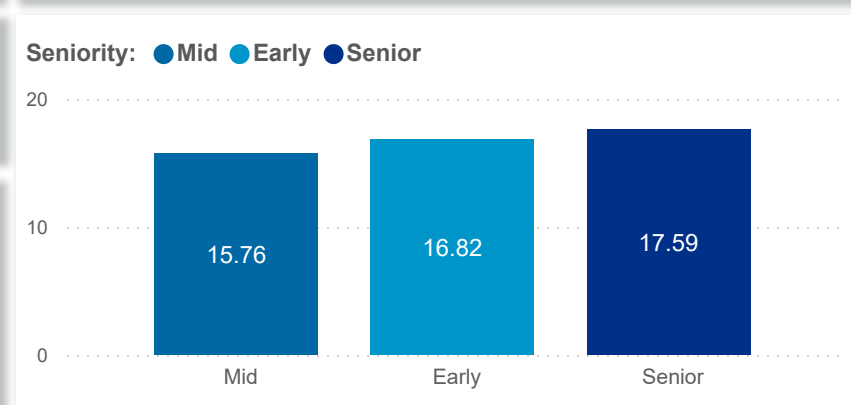


Date: 202510 | Program Type: Multiple select... | Job Title: All | Teacher Age Group: All | Education: All | TEACH Status: All  
 202512 | Position Type: All | SUTQ Rating: All | Total Duration: 0.00 | Center Type: All | Publicly Funded: All | POWER Status: All  
 SDA>County: SDA 11 | Beale Code: All | Student Age Group: All | POWER Levels: All

### PAY MEDIAN (USD)

### PAY PROGRESSION (USD)

### PAY & CAREER SENIORITY (USD)





Date:  Program Type: 
 Job Title:  Teacher Age Group:  Education:  TEACH Status:

Date:  Position Type: 
 SUTQ Rating:  Total Duration:  Center Type:  Publicly Funded:  POWER Status:

SDA>County:  Total Duration:  Beale Code:  Student Age Group:  POWER Levels:

### PAY MEDIAN (USD)

LEAVER

# 12.00

STAYER

# 15.00

### PAY PROGRESSION (USD)

LEAVER

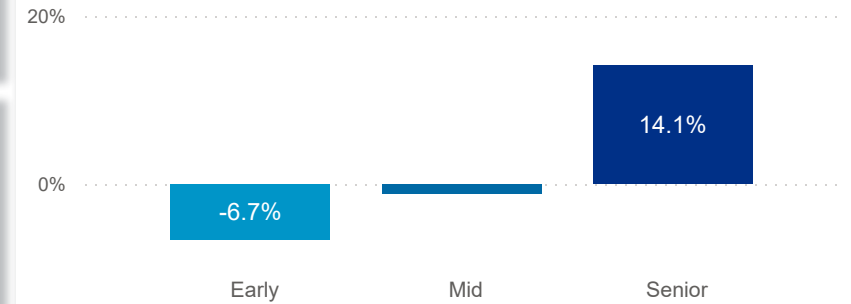
# 1.02

STAYER

# 0.55

### PAY & CAREER SENIORITY (USD)

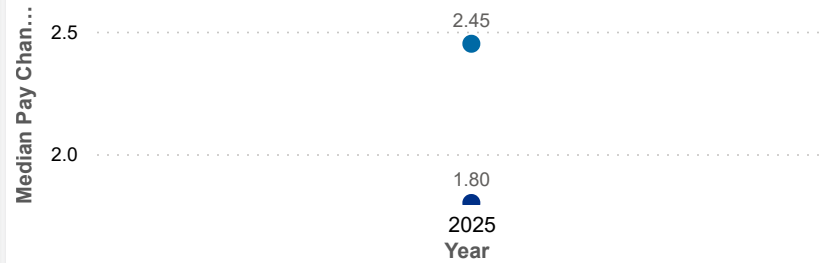
Seniority: ● Early ● Mid ● Senior



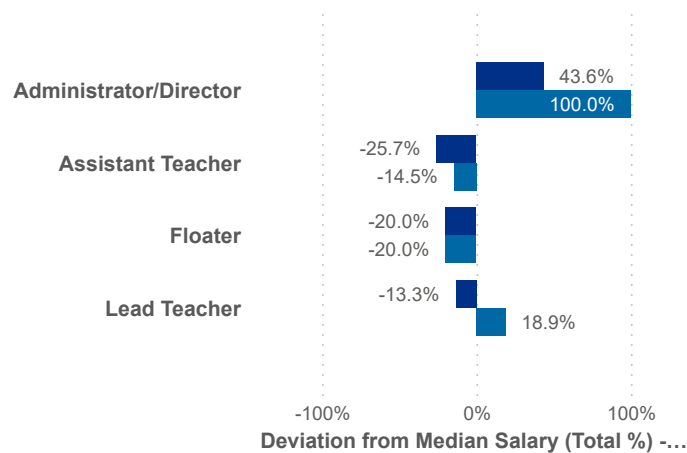
Worker Status: ● Leaver ● Stayer



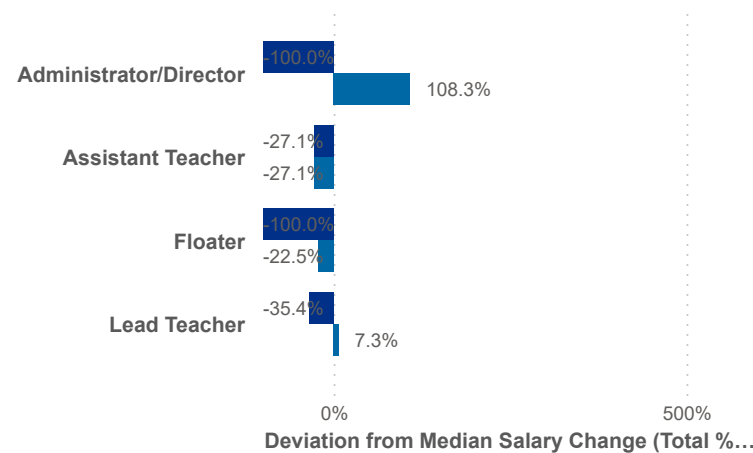
Worker Status: ● Leaver ● Stayer



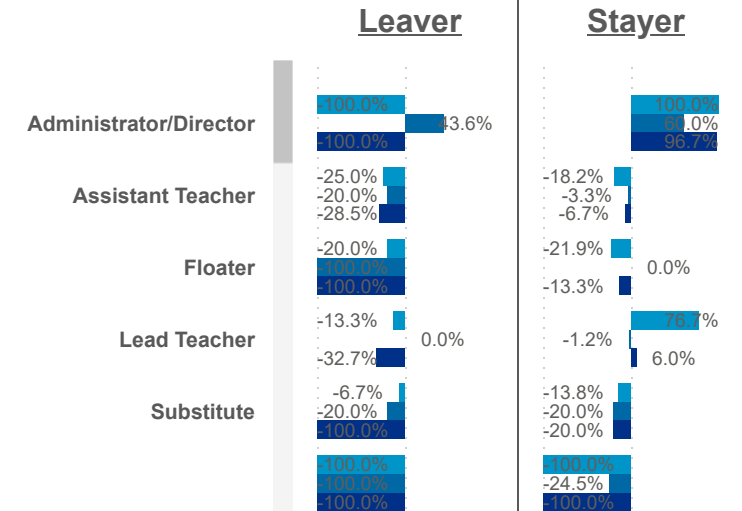
Worker Status: ● Leaver ● Stayer



Worker Status: ● Leaver ● Stayer



Seniority: ● Early ● Mid ● Senior





Date:  Program Type: 
 Job Title:  Teacher Age Group:  Education:  TEACH Status:

Date:  Position Type: 
 SUTQ Rating:  Total Duration:  Center Type:  Publicly Funded:  POWER Status:

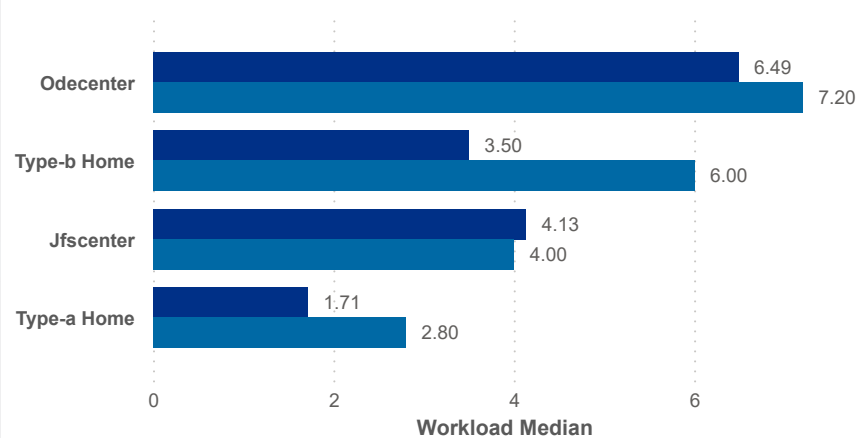
SDA>County:  Beale Code:  Student Age Group:  POWER Levels:

### Workload Median (Total)

# 4.86

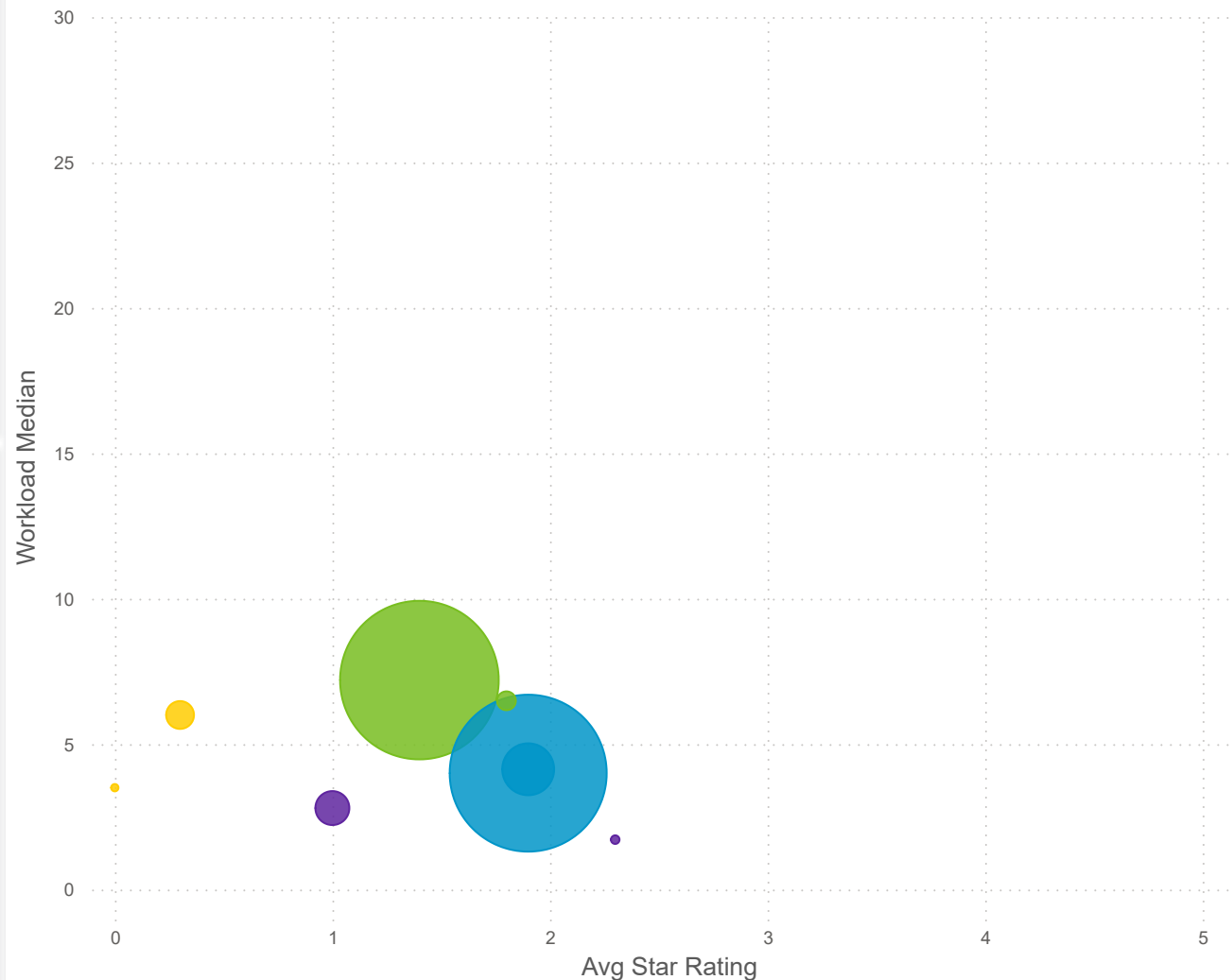
### Workload Median

Worker status ● Leaver ● Stayer



### Star Rating Mean, Workload Median, and Number of Users by Worker Status and Center Type

Center Type: ● Jfscenter ● Odecenter ● Type-a Home ● Type-b Home



### Workload Median (Leaver)

# 4.36

### Workload Median (Stayer)

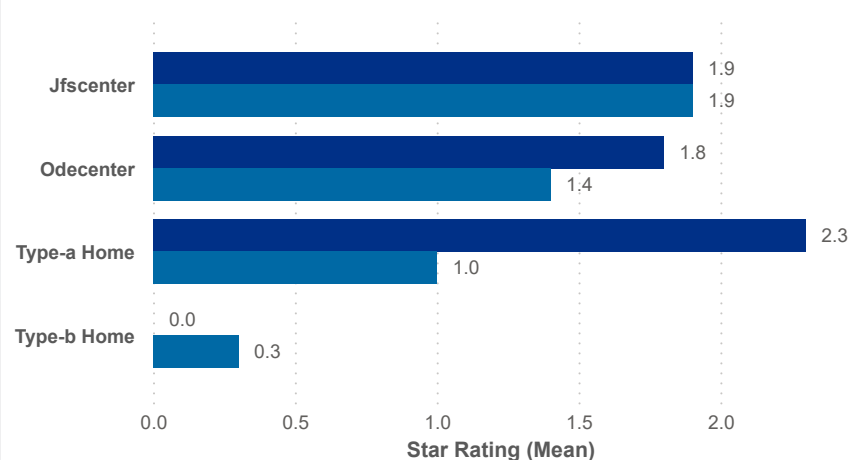
# 4.86

### Star Rating Mean (Total)

# 1.7

### Star Rating Mean

Worker status ● Leaver ● Stayer



### Star Rating Mean (Leaver)

# 1.9

### Star Rating Mean (Stayer)

# 1.7



Date:  Program Type: 
 Job Title:  Teacher Age Group:  Education:  TEACH Status:

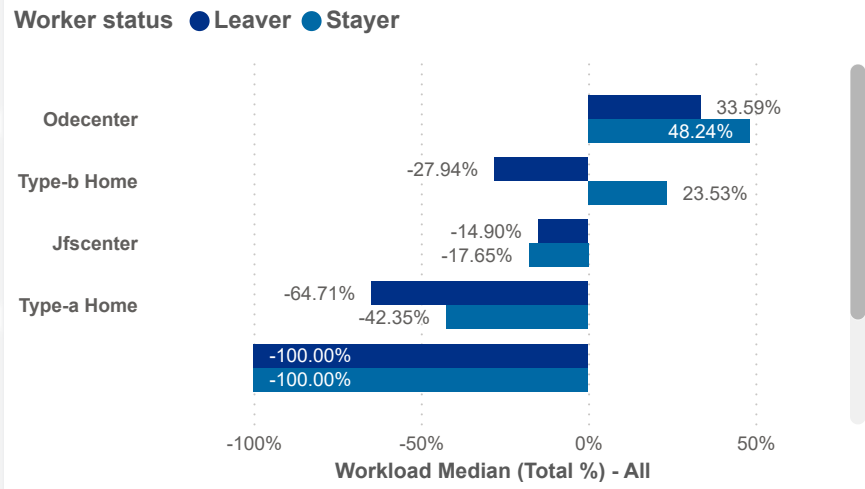
Date:  Position Type: 
 SUTQ Rating:  Total Duration:  Center Type:  Publicly Funded:  POWER Status:

SDA>County:  Beale Code:  Student Age Group:  POWER Levels:

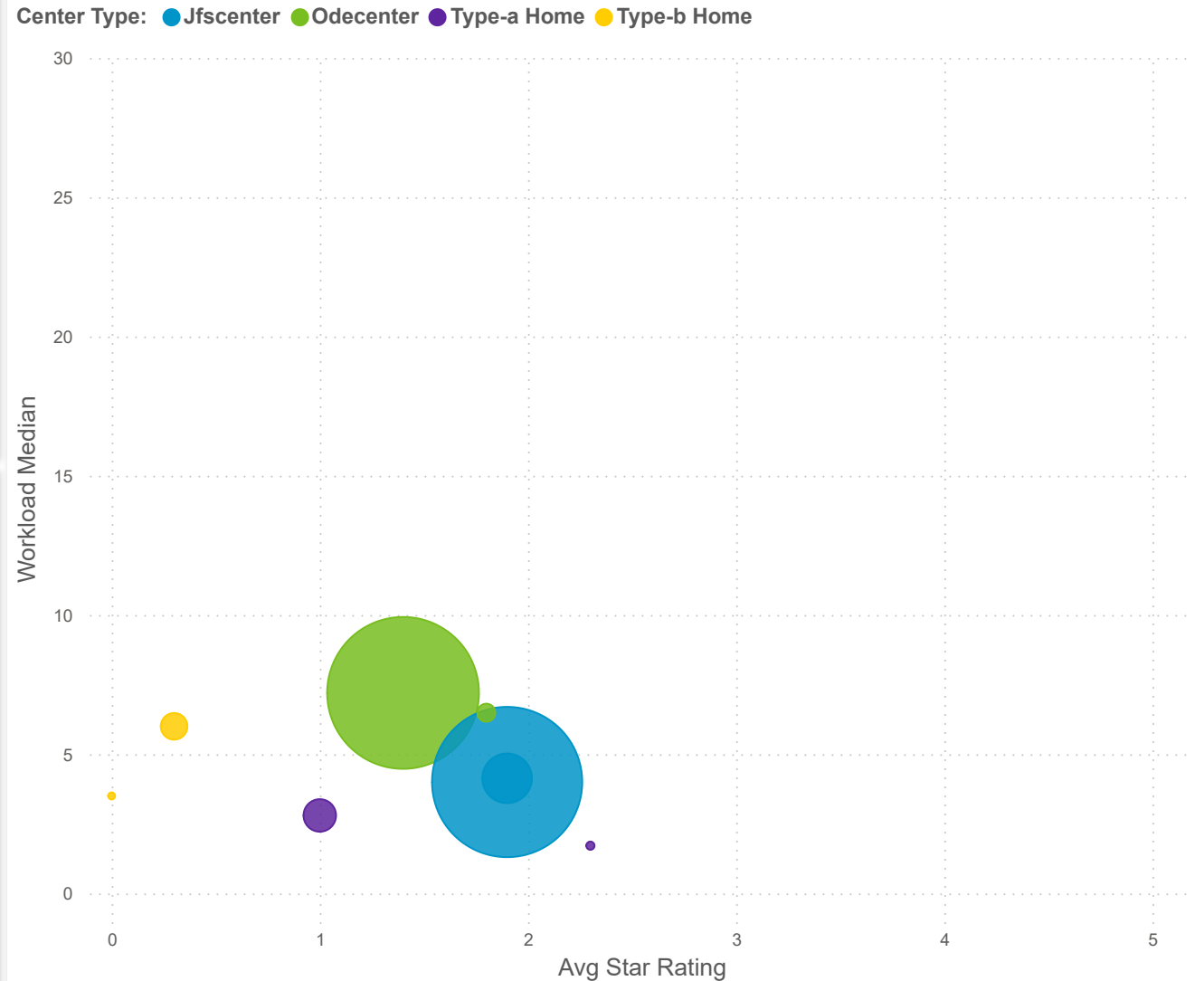
### Workload Median (Total)

# 4.86

### Workload Median (Total %)



### Star Rating Mean, Workload Median, and Number of Users by Worker Status and Center Type



### Workload Median (Leaver)

# 4.36

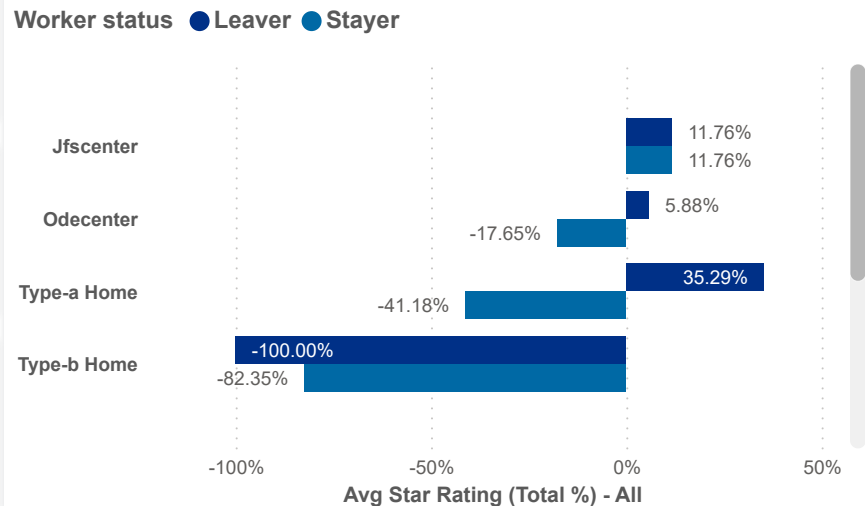
### Workload Median (Stayer)

# 4.86

### Star Rating Mean (Total)

# 1.7

### Star Rating Mean (Total %)



### Star Rating Mean (Leaver)

# 1.9

### Star Rating Mean (Stayer)

# 1.7



Date:  Program Type: 
 Job Title:  Teacher Age Group:  Education:  TEACH Status:

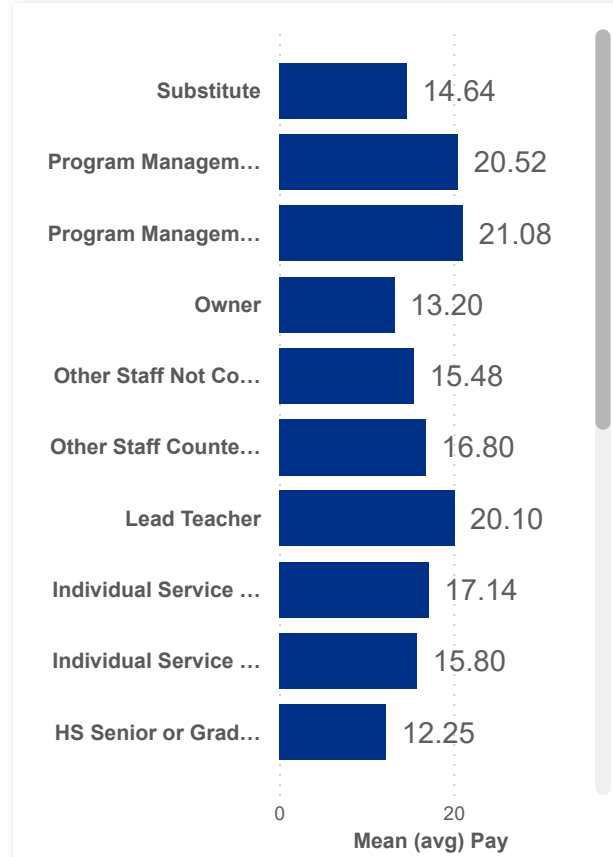
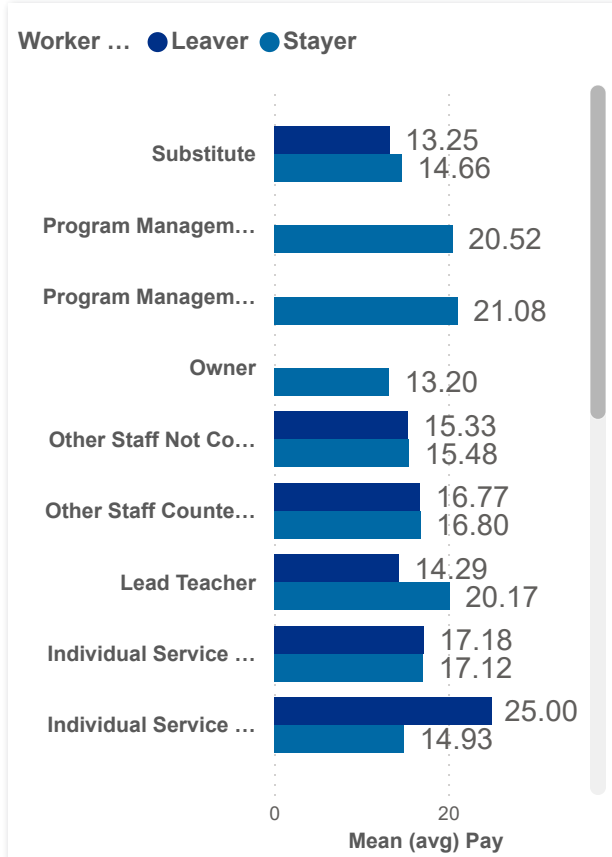
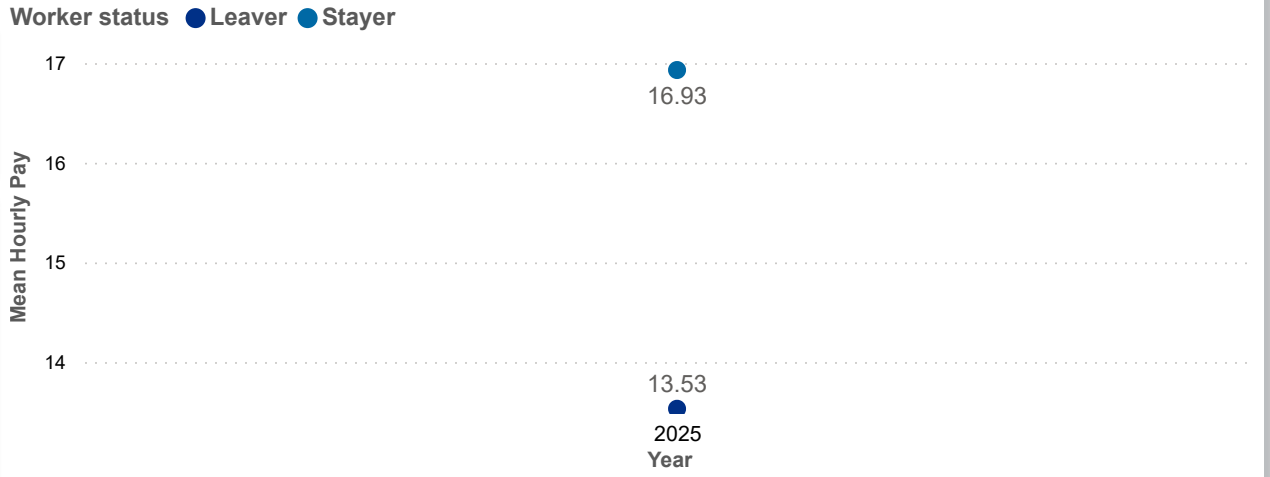
Date:  Position Type: 
 SUTQ Rating:  Total Duration:  Center Type:  Publicly Funded:  POWER Status:

SDA>County:  Beale Code:  Student Age Group:  POWER Levels:

### PAY MEAN (USD)

LEAVER	STAYER	COMBINED
<b>13.53</b>	<b>16.93</b>	<b>16.87</b>

### Salary Mean by Year and Worker Status



### Combined Salary Mean by Year and Worker Status

