

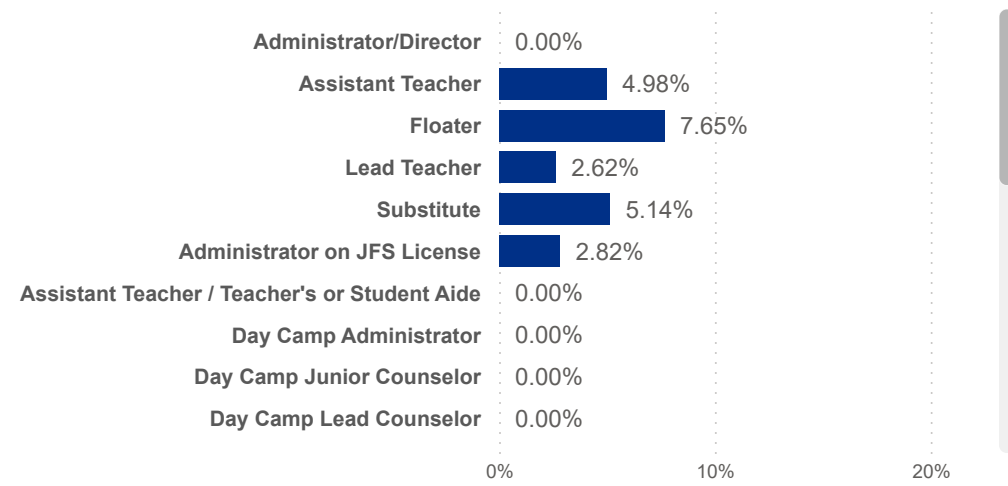


Date: Program Type:
 Job Title: Teacher Age Group: Education: TEACH Status:

Date: Position Type:
 SUTQ Rating: Total Duration: Center Type: Publicly Funded: POWER Status:

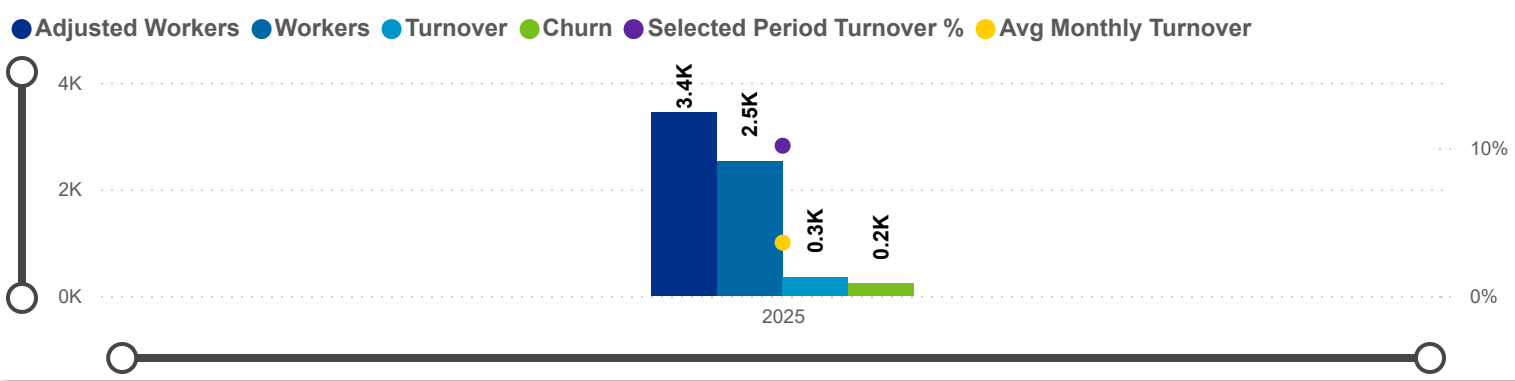
SDA>County: Beale Code: Student Age Group: POWER Levels:

Avg Monthly Turnover Rates by Job Title

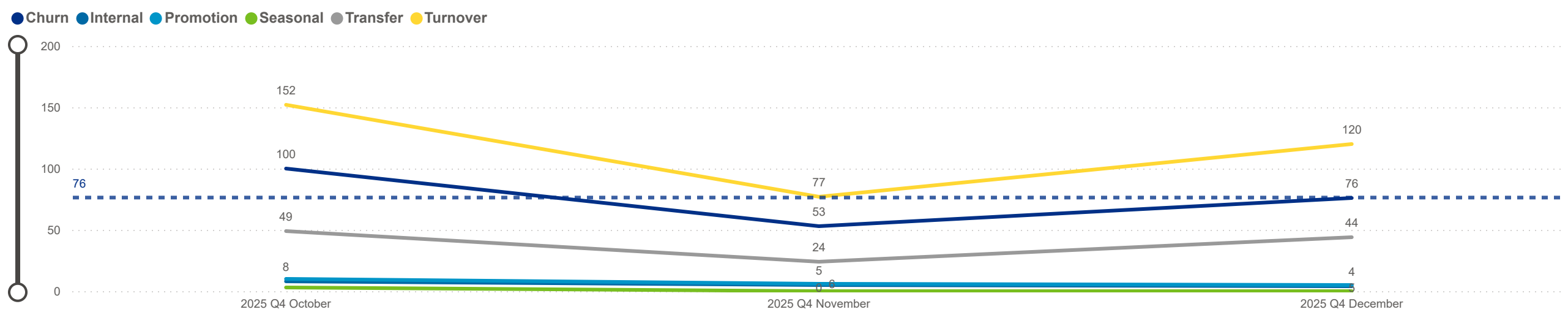


Avg Monthly Turnover	Adjusted Workers	Total Leaver	Total Stayer	Sel Period Turnover
3.60%	3,437	229	3,208	10.15%

Avg Monthly Turnover and Number of Workers



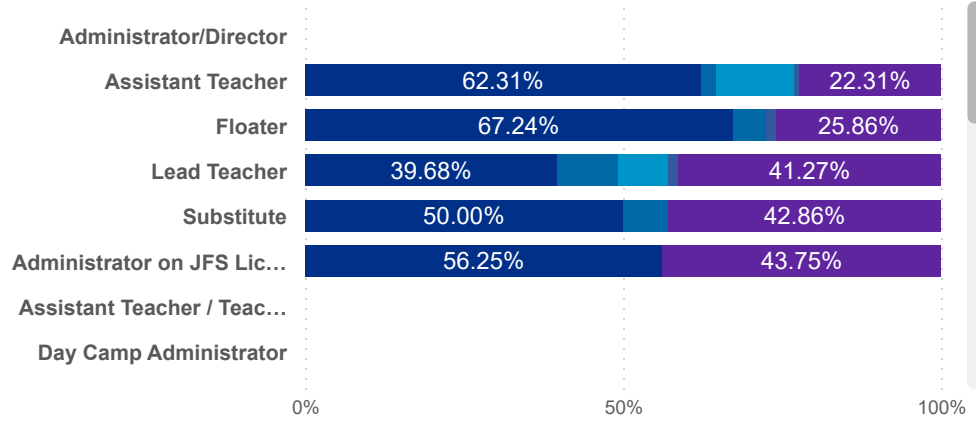
Categorization by Time Series



Date: 202510 | Program Type: Multiple select... | Job Title: All | Teacher Age Group: All | Education: All | TEACH Status: All
 202512 | Position Type: All | SUTQ Rating: All | Total Duration: 0.00 | Center Type: All | Publicly Funded: All | POWER Status: All
 SDA>County: SDA 10 | Beale Code: All | Student Age Group: All | POWER Levels: All

Job Change Reasons by Job Title

● Churn ● Internal ● Promotion ● Seasonal ● Transfer



Avg Monthly Churn

2.36%

Adjusted Workers

3,437

Workload Median

4.18

Pay Median USD / hr

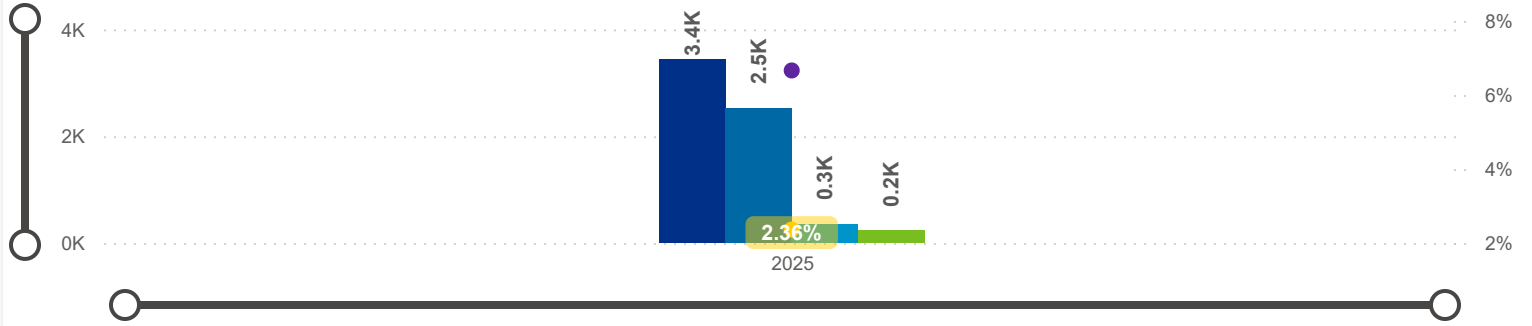
14.02

Avg ECE Duration

5.54

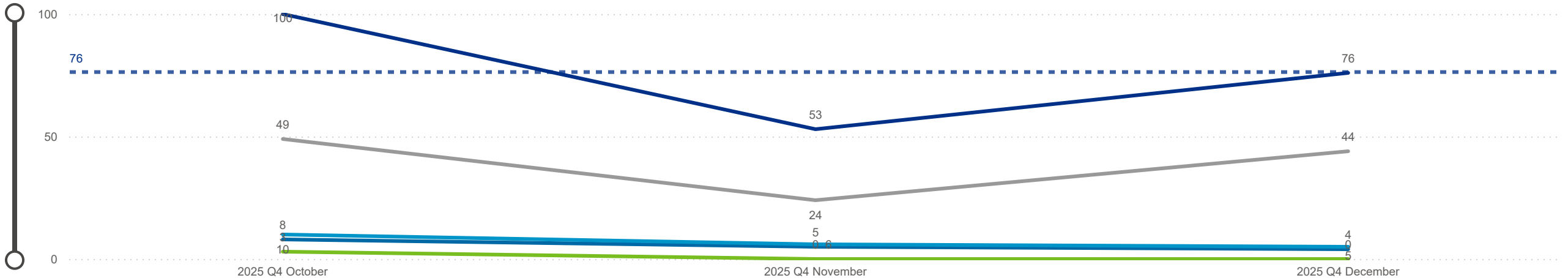
Avg Monthly Churn and Number of Workers

● Adjusted Workers ● Workers ● Turnover ● Churn ● Selected Period Churn % ● Avg Monthly Churn



Categorization by Time Series

● Churn ● Internal ● Promotion ● Seasonal ● Transfer



Date: 202510 | Program Type: Multiple select... | Job Title: All | Teacher Age Group: All | Education: All | TEACH Status: All
 202512 | Position Type: All | SUTQ Rating: All | Total Duration: 0.00 | Center Type: All | Publicly Funded: All | POWER Status: All
 SDA>County: SDA 10 | Beale Code: All | Student Age Group: All | POWER Levels: All

Low Leaver % | High Leaver %

ADJUSTED WORKERS

3,437

TOTAL LEAVER

229

TOTAL STAYER

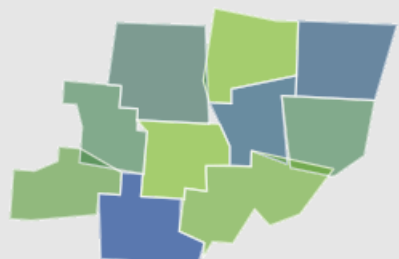
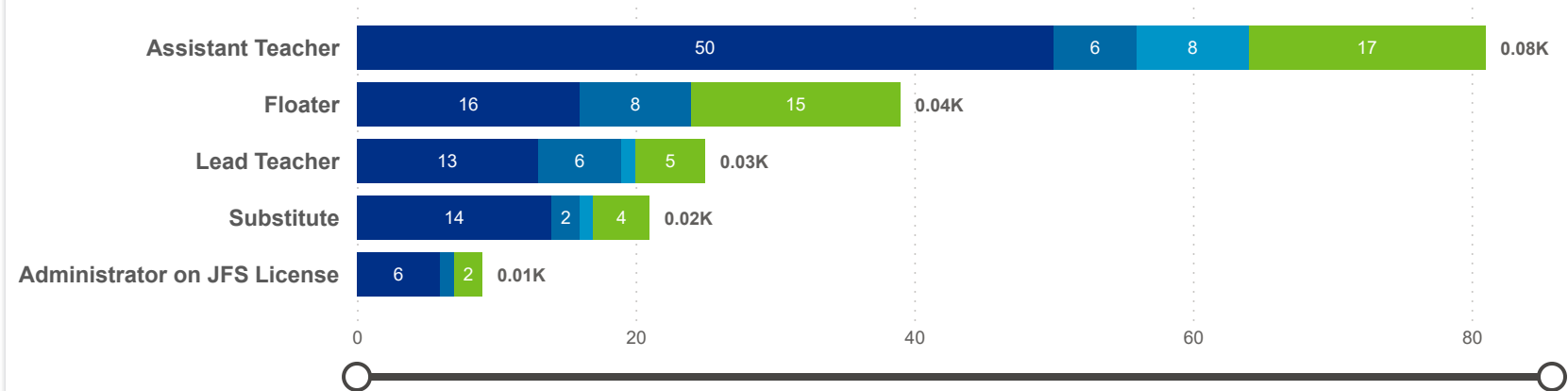
3,208

SELECTED PERIOD CHURN %

6.66%

Leaver by Job Title and Star Rating

Star Rating ● 0 ● 1 ● 2 ● 3



County	Adjusted Workers	Workers	Workers %	Total Leaver	Total Stayer	Selected Period Churn %	Stayer %	Avg Monthly Churn	Selected Period Turnover %	Avg Monthly Turnover	Workload Median	Avg Star Rating
Monroe OH	145	86	3.40%	9	136	6.21%	93.79%	2.16%	6.90%	2.40%	2.00	2.55
Noble OH	149	107	4.24%	13	136	8.72%	91.28%	3.32%	19.46%	7.40%	3.60	2.01
Guernsey OH	302	253	10.02%	9	293	2.98%	97.02%	1.06%	4.64%	1.65%	4.44	1.99
Belmont OH	404	294	11.64%	36	368	8.91%	91.09%	3.34%	16.58%	6.22%	4.50	1.84
Hocking OH	184	145	5.74%	9	175	4.89%	95.11%	1.68%	5.98%	2.05%	6.46	1.41
Perry OH	225	181	7.17%	14	211	6.22%	93.78%	2.11%	8.44%	2.87%	7.00	1.40
Athens OH	596	494	19.56%	61	535	10.23%	89.77%	3.65%	13.26%	4.73%	3.33	1.14
Muskingum OH	809	613	24.27%	58	751	7.17%	92.83%	2.58%	11.87%	4.27%	6.30	1.09
Washington OH	528	346	13.70%	20	508	3.79%	96.21%	1.29%	4.55%	1.55%	3.69	1.08
Morgan OH	95	76	3.01%	0	95	0.00%	100.00%	0.00%	0.00%	0.00%	5.00	0.87
Total	3,437	2,526	100.00%	229	3,208	6.66%	93.34%	2.36%	10.15%	3.60%	4.18	1.39

©2026 TomTom Feedback

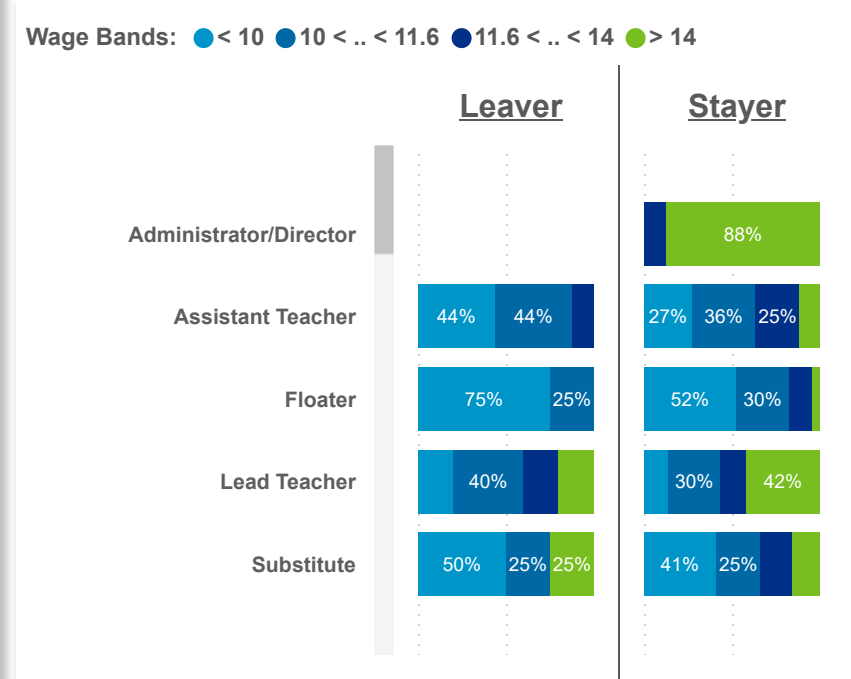
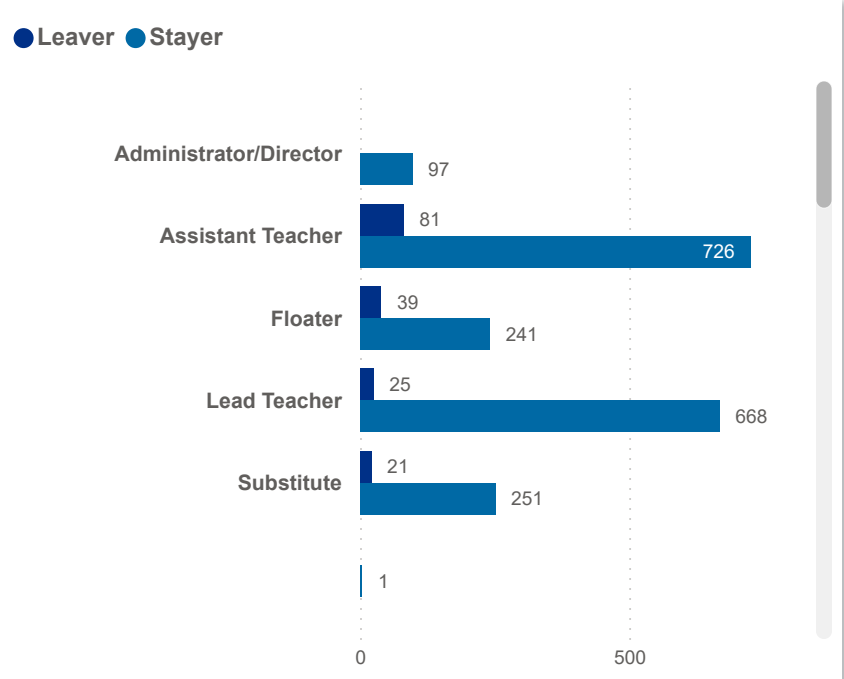

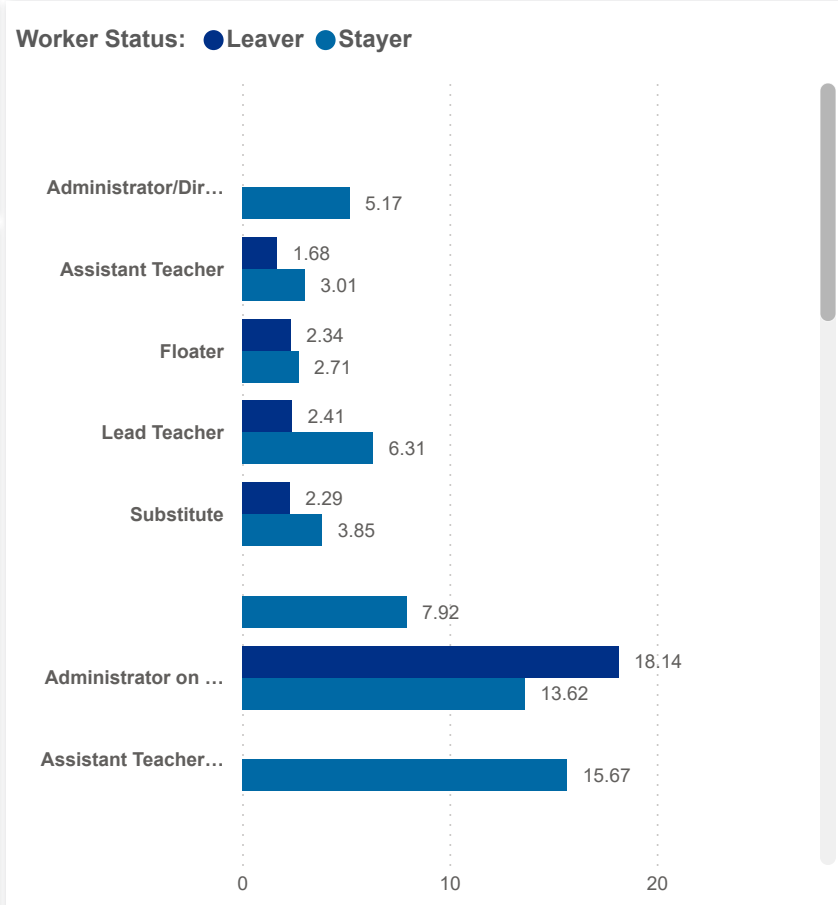
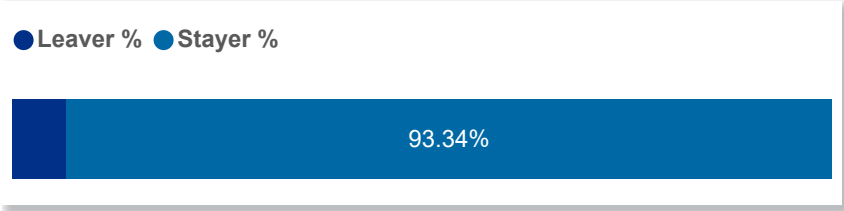


Date: 202510 | Program Type: Multiple select... | Job Title: All | Teacher Age Group: All | Education: All | TEACH Status: All

202512 | Position Type: All | SUTQ Rating: All | Total Duration: 0.00 | Center Type: All | Publicly Funded: All | POWER Status: All

SDA>County: SDA 10 | Total Duration: 100.00 | Beale Code: All | Student Age Group: All | POWER Levels: All

NUMBER OF WORKERS		AVG ECE DURATION (In Years)		HOURLY WAGE BANDS (USD)	
TOTAL LEAVER	TOTAL STAYER	LEAVER	STAYER	LEAVER (Hourly Wage MED)	STAYER (Hourly Wage MED)
229	3,208	3.20	5.65	11.75	14.20





Date: Program Type:
 Job Title: Teacher Age Group: Education: TEACH Status:

Date: Position Type:
 SUTQ Rating: Total Duration: Center Type: Publicly Funded: POWER Status:

SDA>County: Beale Code: Student Age Group: POWER Levels:

NUMBER OF WORKERS

AVG ECE DURATION (In Years)

HOURLY WAGE BANDS (USD)

LEAVER

STAYER

6.66%

93.34%

LEAVER

STAYER

3.20

5.65

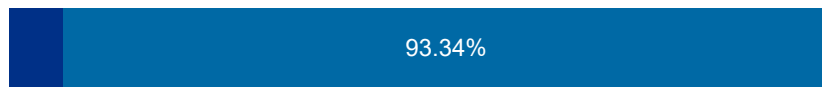
LEAVER (Hourly Wage MED)

STAYER (Hourly Wage MED)

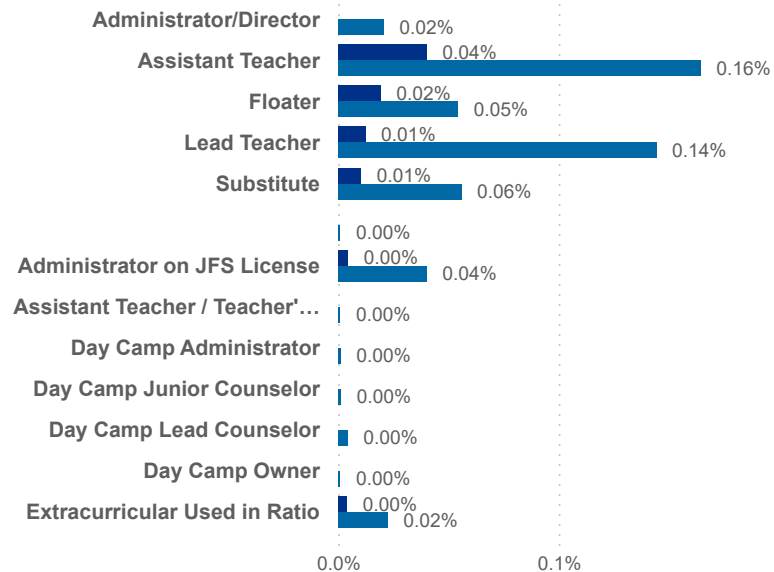
11.75

14.20

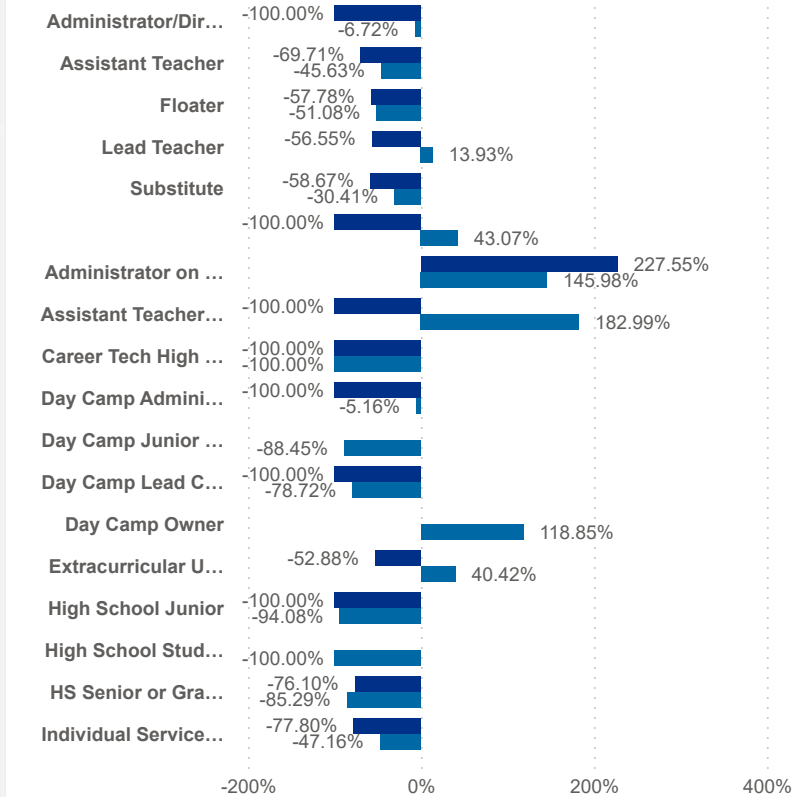
Leaver % Stayer %



Worker Status: Leaver Stayer



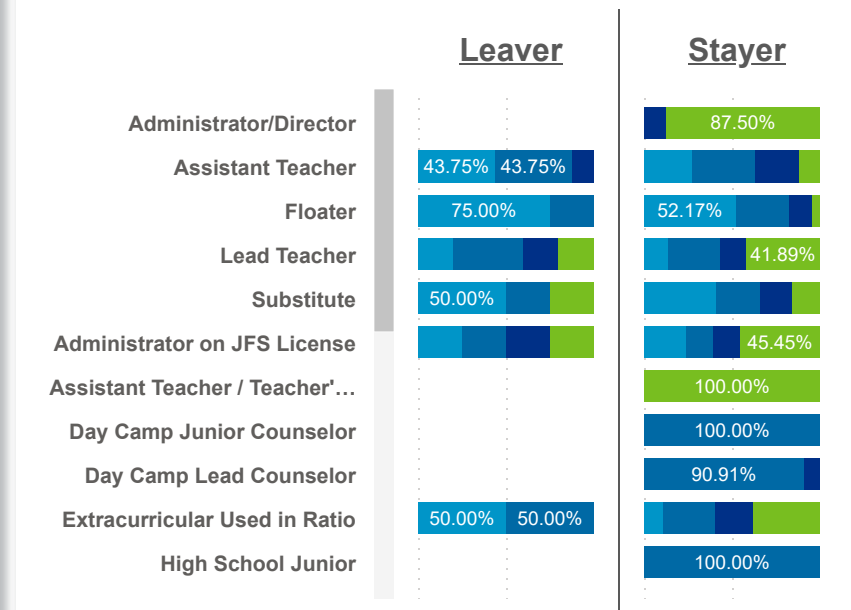
Worker Status: Leaver Stayer



Wage Bands: < 10 10 < .. < 11.6 11.6 < .. < 14 > 14



Wage Bands: < 10 10 < .. < 11.6 11.6 < .. < 14 > 14





Date: Program Type:
 Job Title: Teacher Age Group: Education: TEACH Status:

Date: Position Type:
 SUTQ Rating: Total Duration: Center Type: Publicly Funded: POWER Status:

SDA>County: Beale Code: Student Age Group: POWER Levels:

LEAVER (Avg Career Duration)

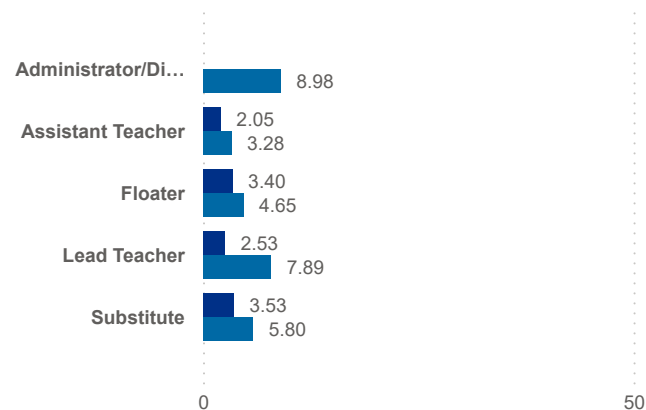
4.25

STAYER (Avg Career Duration)

10.26

Avg Career Duration by Job Title

Worker Status: ● Leaver ● Stayer



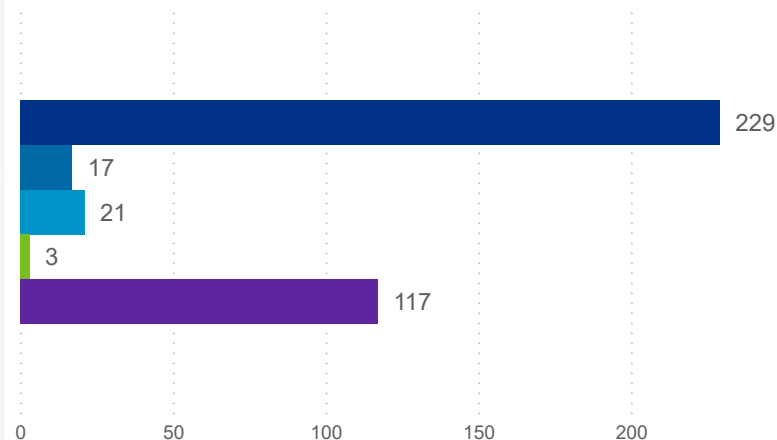
County	Job Title	Longest Serving Profile	\$ / hr	Seniority	Workload	Star Rating (M
Athens	Administrator/Director	2.05		Early	3.60	
Belmont	Administrator/Director	1.70		Early	3.42	
Guernsey	Administrator/Director	0.26		Early	4.01	
Hocking	Administrator/Director	3.84		Early	7.83	
Monroe	Administrator/Director	2.74		Early	1.07	
Morgan	Administrator/Director	1.25		Early	6.50	
Muskingum	Administrator/Director	2.67		Early	9.91	
Noble	Administrator/Director	0.25		Early	6.80	
Perry	Administrator/Director	1.23		Early	7.00	
Washington	Administrator/Director	2.24		Early	3.69	
Perry	Administrator/Director	3.03	17.00	Early	42.66	

TOTAL STAYER

3,208

Turnover Reasons

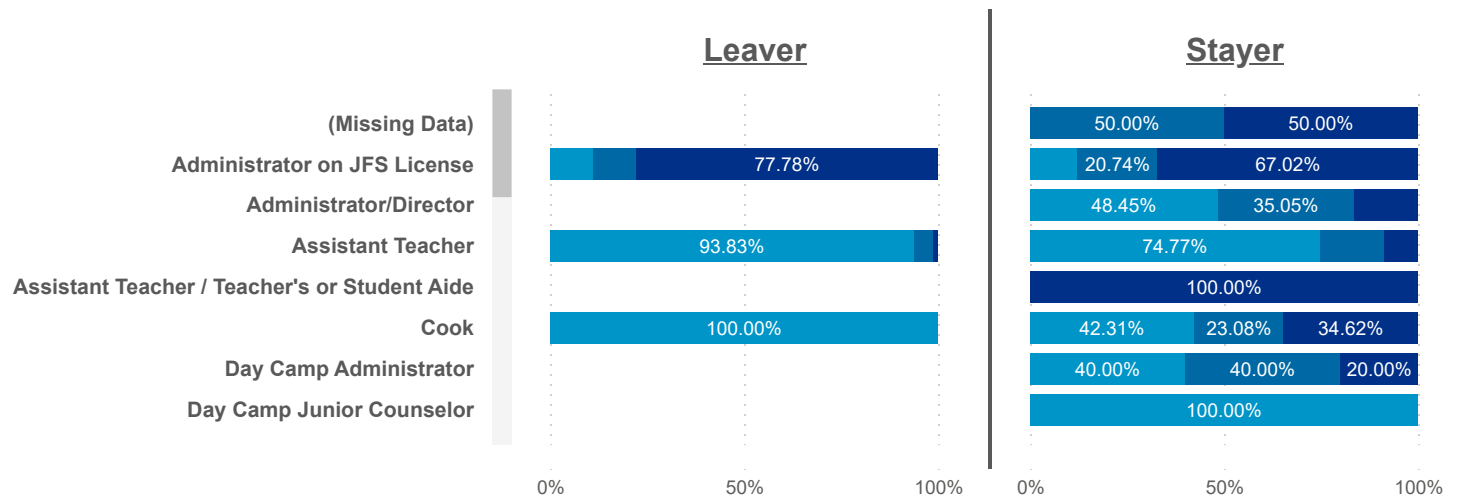
● Churn ● Internal ● Promotion ● Seasonal ● Transfer



STAYER (Promotion)

21

Seniority: ● Early ● Mid ● Senior





Date: Program Type:
 Job Title: Teacher Age Group: Education: TEACH Status:

Date: Position Type:
 SUTQ Rating: Total Duration: Center Type: Publicly Funded: POWER Status:

SDA>County: Beale Code: Student Age Group: POWER Levels:

LEAVER (Avg Career Duration)

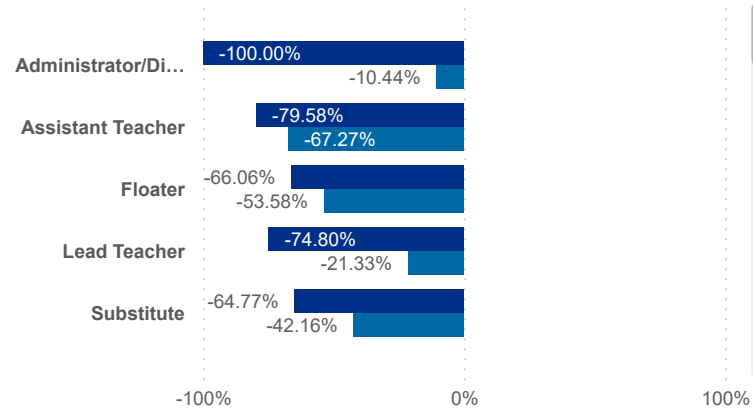
4.25

STAYER (Avg Career Duration)

10.26

Avg Career Duration by Job Title vs Mean

Worker Status: ● Leaver ● Stayer



County	Job Title	Longest Serving Profile	\$ / hr	Seniority	Workload	Star Rating (mean)
Belmont	Floater	0.01	10.97	Early	3.71	3.0
Muskingum	Extracurricular Used in Ratio	0.02	16.05	Early	2.70	3.0
Muskingum	Assistant Teacher	0.03	13.50	Early	7.64	0.0
Athens	Assistant Teacher	0.04	14.00	Early	7.33	1.0
Muskingum	Assistant Teacher	0.04	18.25	Early	3.56	0.0
Hocking	Other Staff Counted In Ratio	0.04	20.01	Early	6.00	3.0
Muskingum	Program Management Not Used in Ratio	0.04		Senior	2.82	3.0
Noble	Floater	0.05	11.80	Early	3.60	3.0
Washington	Floater	0.05	16.00	Early	7.64	0.0
Belmont	Administrator on JFS License	0.06		Mid	4.31	1.0
Washington	Assistant Teacher	0.06	12.50	Early	7.64	0.0

TOTAL STAYER

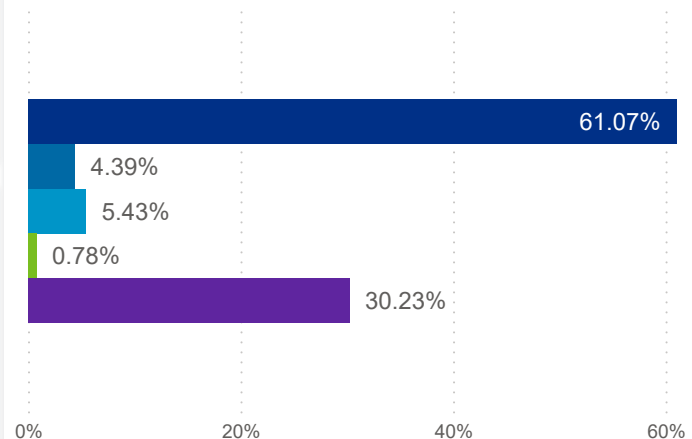
3,208

STAYER (Promotion)

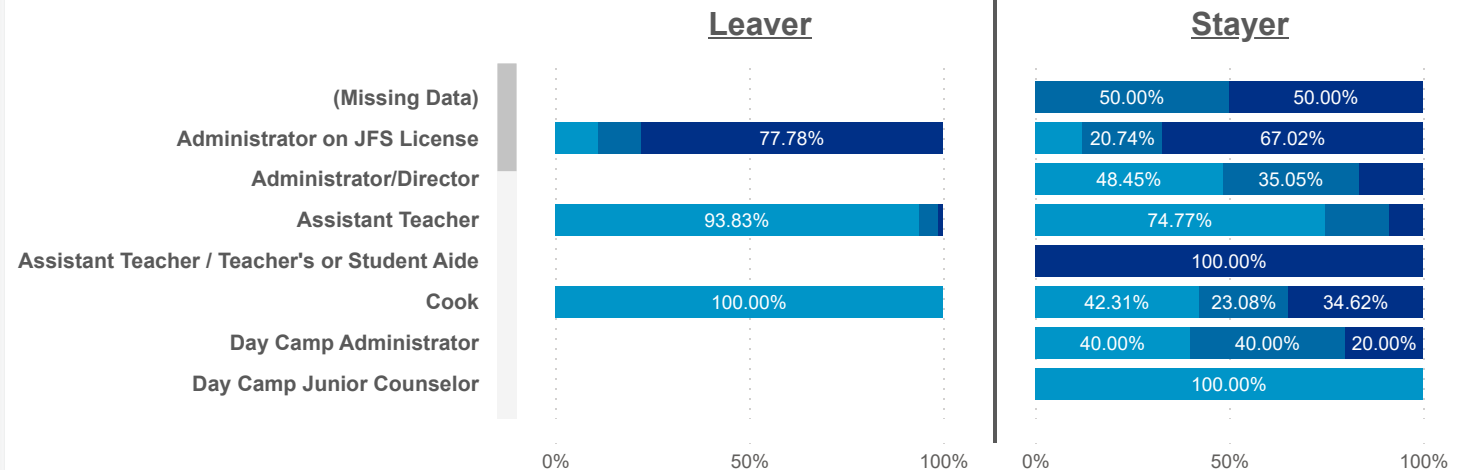
21

Turnover Reasons

● Churn ● Internal ● Promotion ● Seasonal ● Transfer



Seniority: ● Early ● Mid ● Senior





Date: Program Type:
 Job Title: Teacher Age Group: Education: TEACH Status:

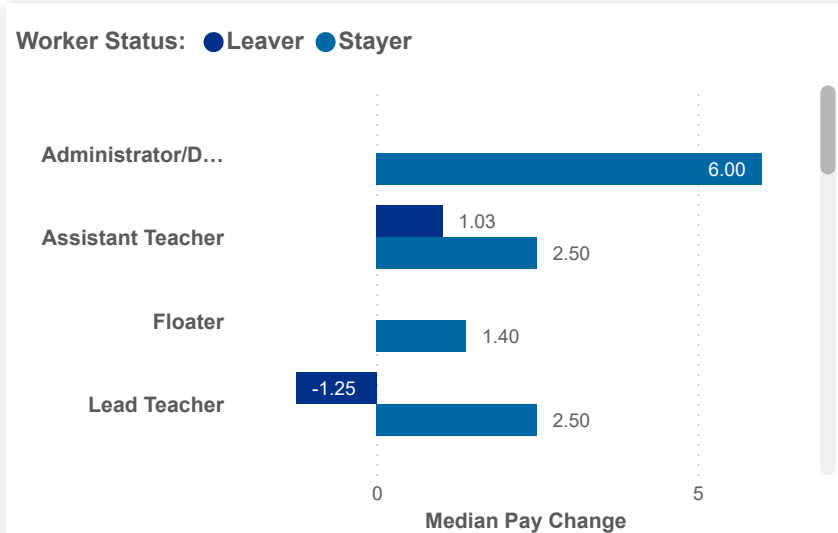
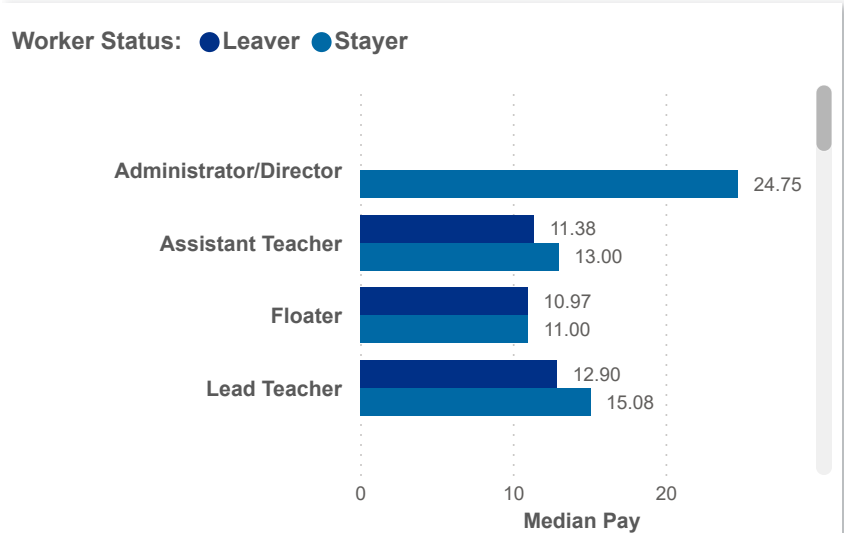
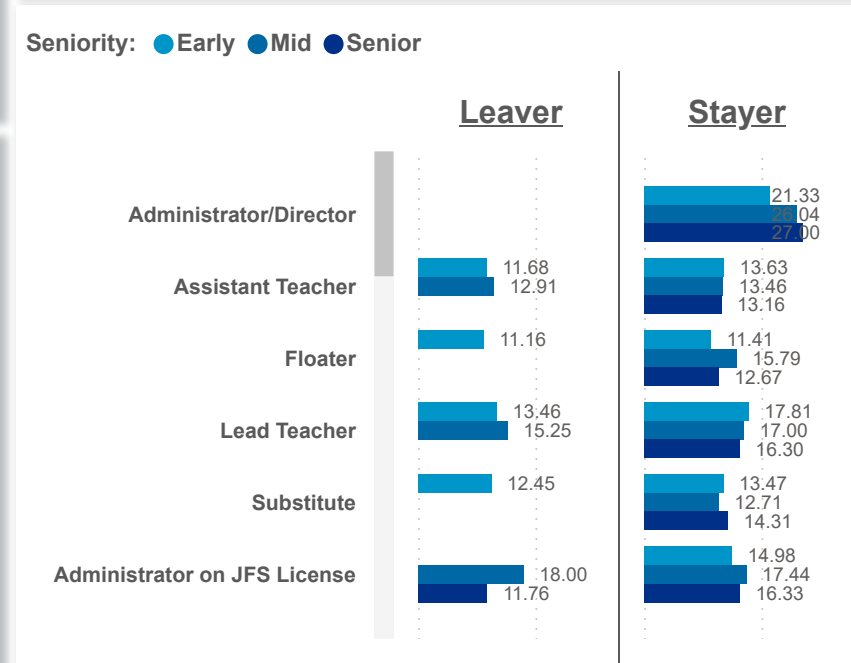
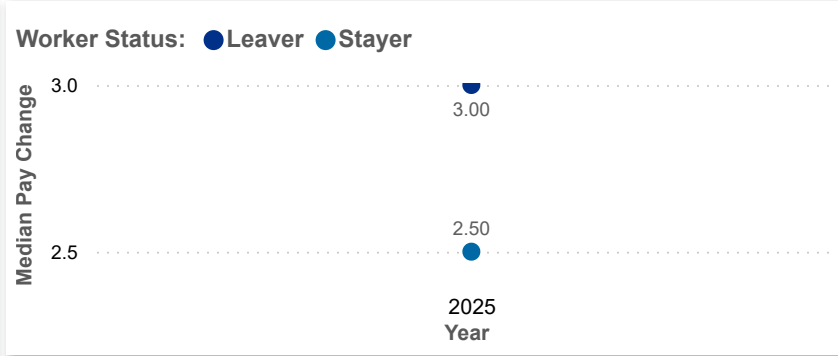
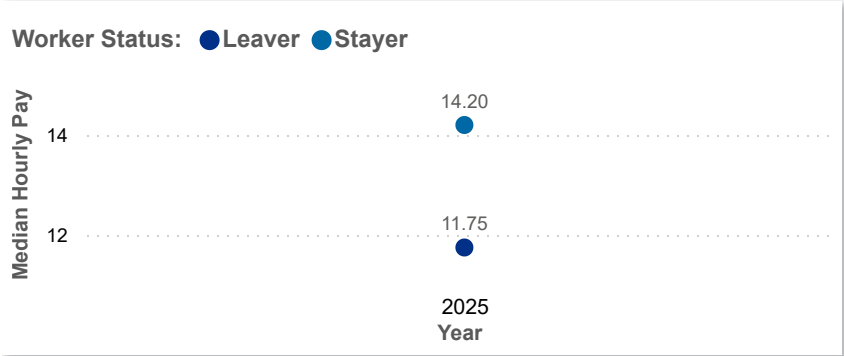
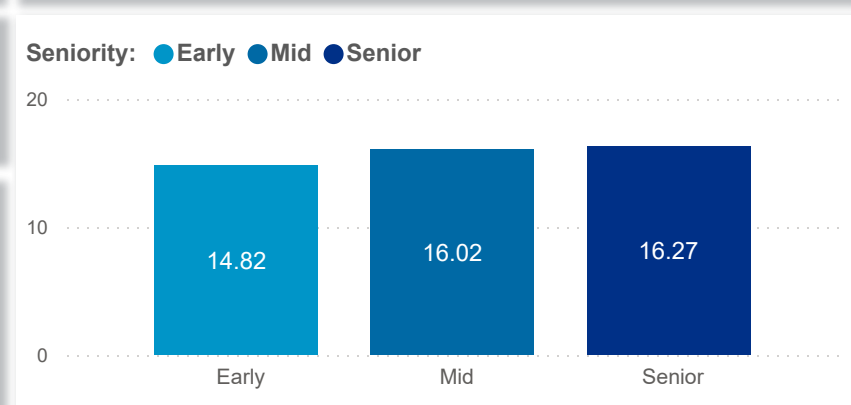
Date: Position Type:
 SUTQ Rating: Total Duration: Center Type: Publicly Funded: POWER Status:

SDA>County: Total Duration: Beale Code: Student Age Group: POWER Levels:

PAY MEDIAN (USD)

PAY PROGRESSION (USD)

PAY & CAREER SENIORITY (USD)





Date: Program Type: Job Title: Teacher Age Group: Education: TEACH Status:
 Position Type: SUTQ Rating: Total Duration: Center Type: Publicly Funded: POWER Status:
 SDA>County: Beale Code: Student Age Group: POWER Levels:

PAY MEDIAN (USD)

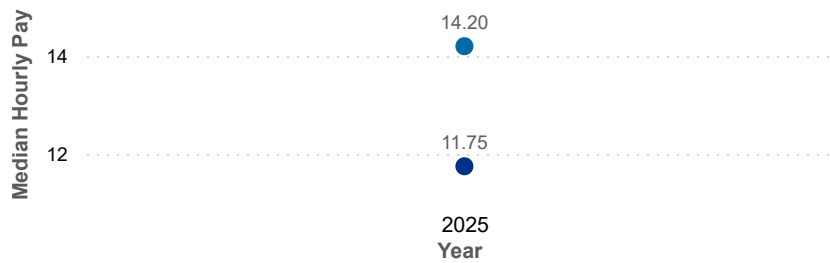
LEAVER

11.75

STAYER

14.20

Worker Status: Leaver Stayer



PAY PROGRESSION (USD)

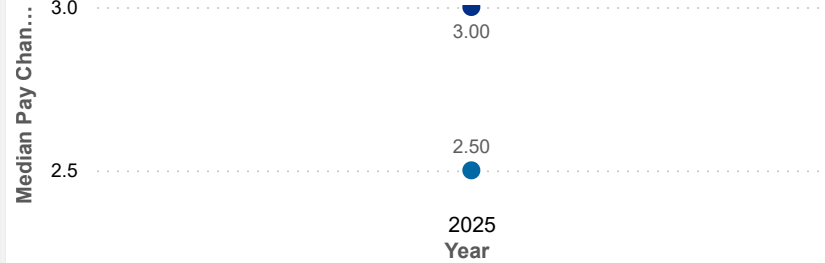
LEAVER

0.26

STAYER

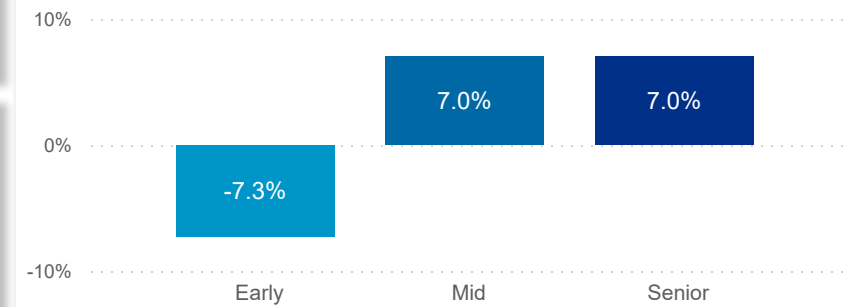
0.71

Worker Status: Leaver Stayer

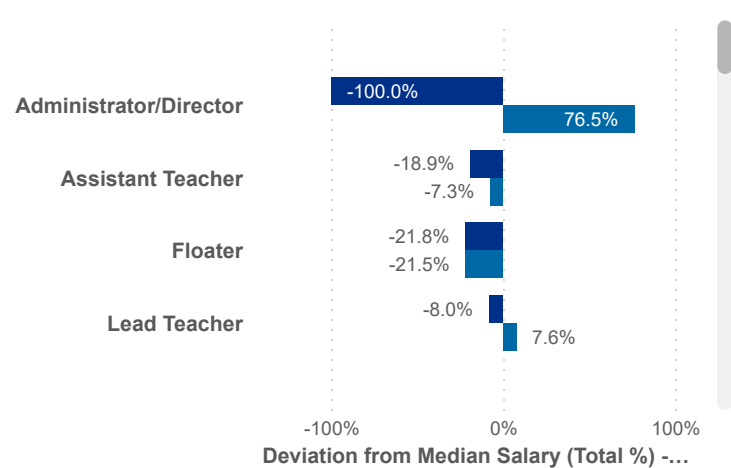


PAY & CAREER SENIORITY (USD)

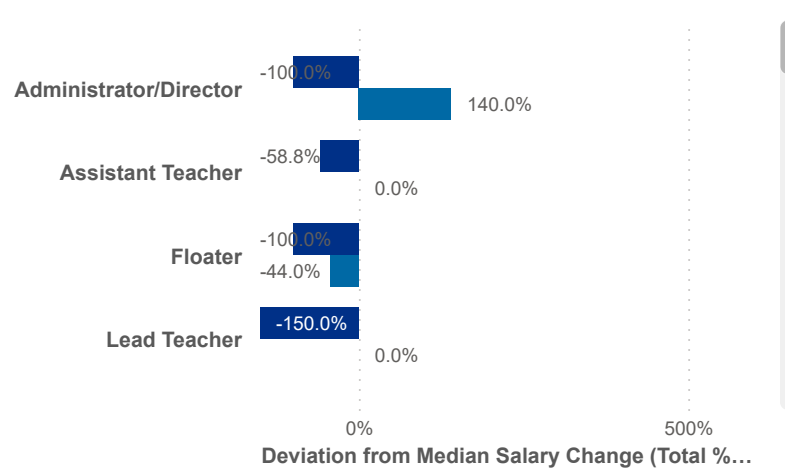
Seniority: Early Mid Senior



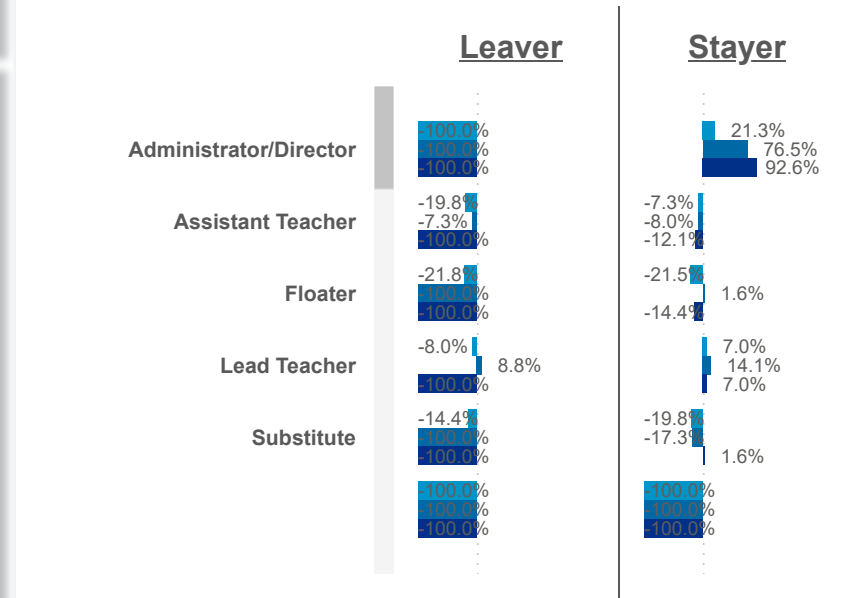
Worker Status: Leaver Stayer



Worker Status: Leaver Stayer



Seniority: Early Mid Senior





Date: Program Type:
 Job Title: Teacher Age Group: Education: TEACH Status:

Date: Position Type:
 SUTQ Rating: Total Duration: Center Type: Publicly Funded: POWER Status:

SDA>County: Beale Code: Student Age Group: POWER Levels:

Workload Median (Total)

4.18

Workload Median (Leaver)

3.60

Workload Median (Stayer)

4.21

Star Rating Mean (Total)

1.4

Star Rating Mean (Leaver)

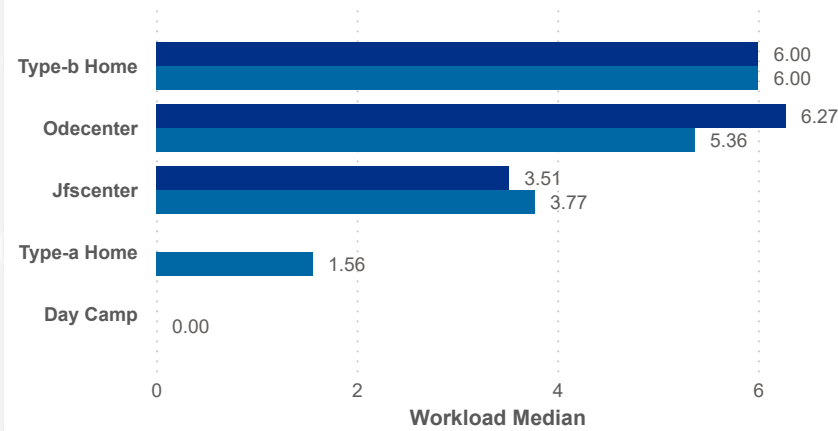
1.2

Star Rating Mean (Stayer)

1.4

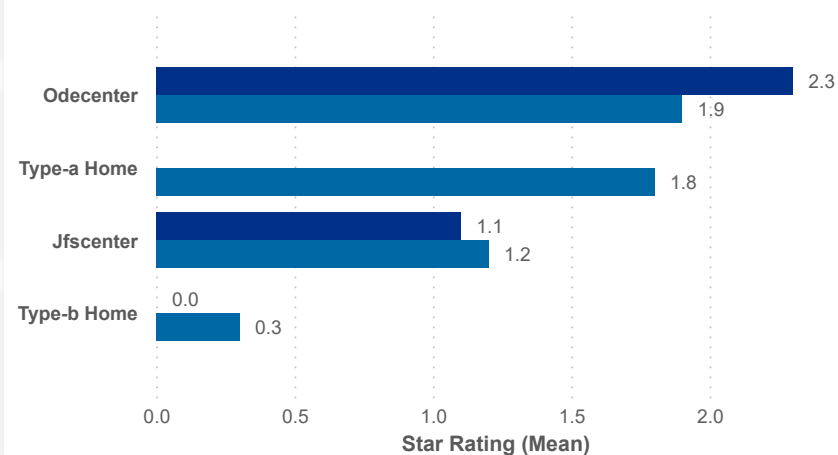
Workload Median

Worker status ● Leaver ● Stayer



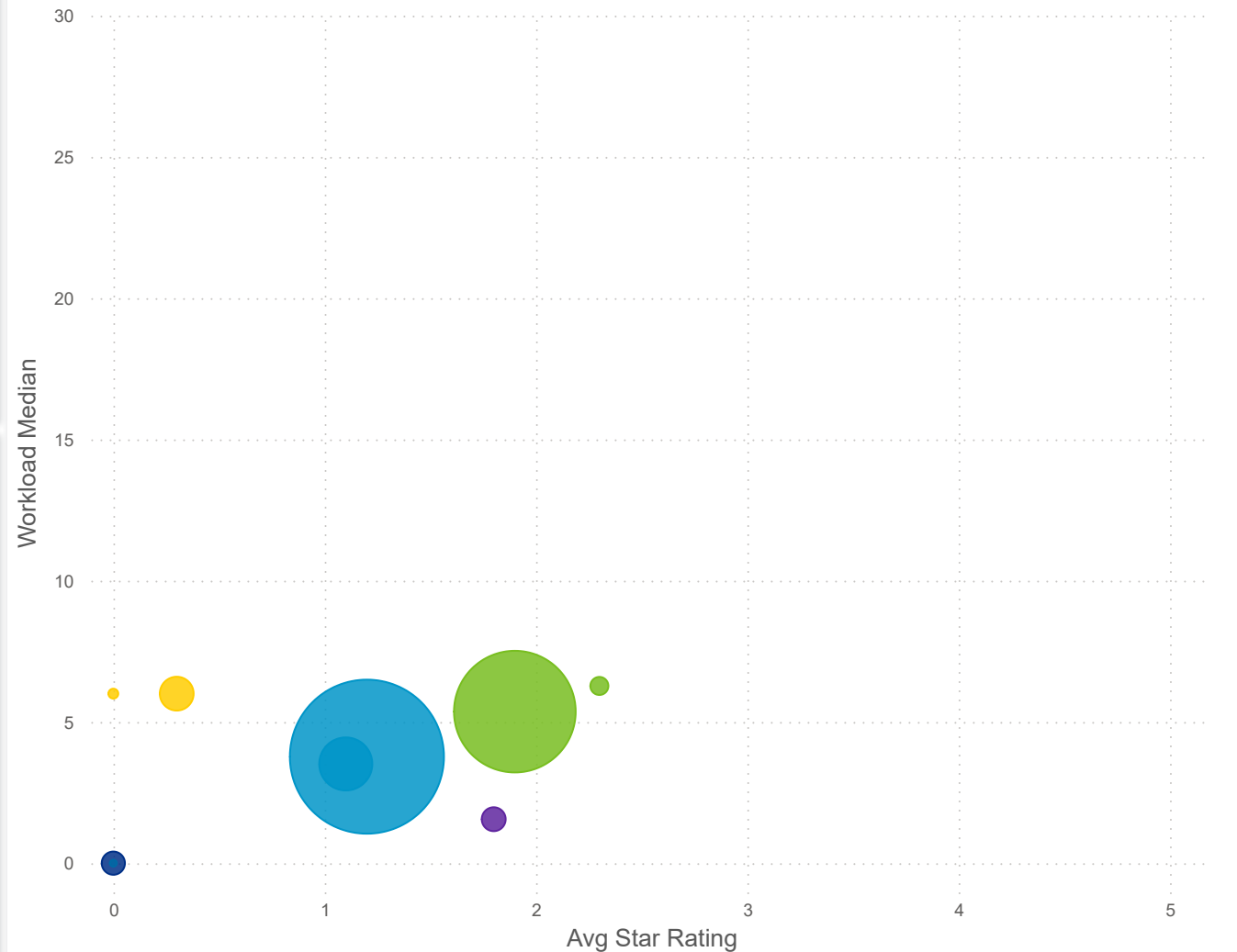
Star Rating Mean

Worker status ● Leaver ● Stayer



Star Rating Mean, Workload Median, and Number of Users by Worker Status and Center Type

Center Type: ● Day Camp ● Inhome Aide ● Jfscenter ● Odecenter ● Type-a Home ● Type-b Home





Date: Program Type:
 Job Title: Teacher Age Group: Education: TEACH Status:

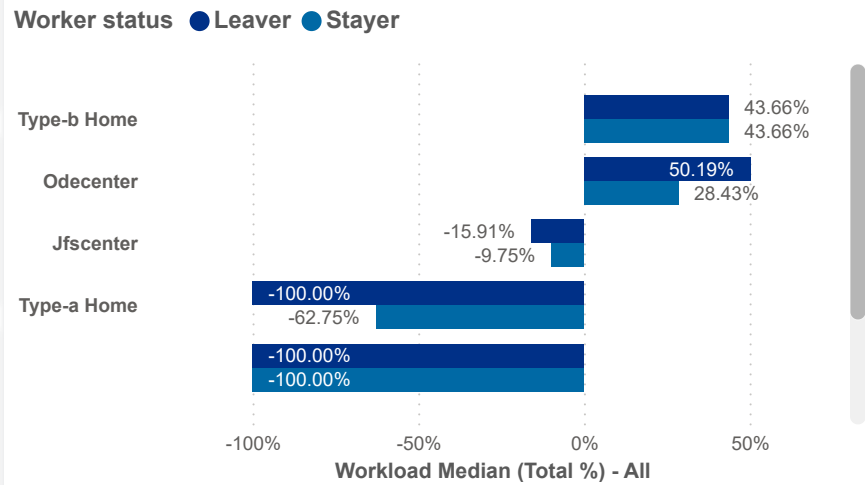
Date: Position Type:
 SUTQ Rating: Total Duration: Center Type: Publicly Funded: POWER Status:

SDA>County: Beale Code: Student Age Group: POWER Levels:

Workload Median (Total)

4.18

Workload Median (Total %)



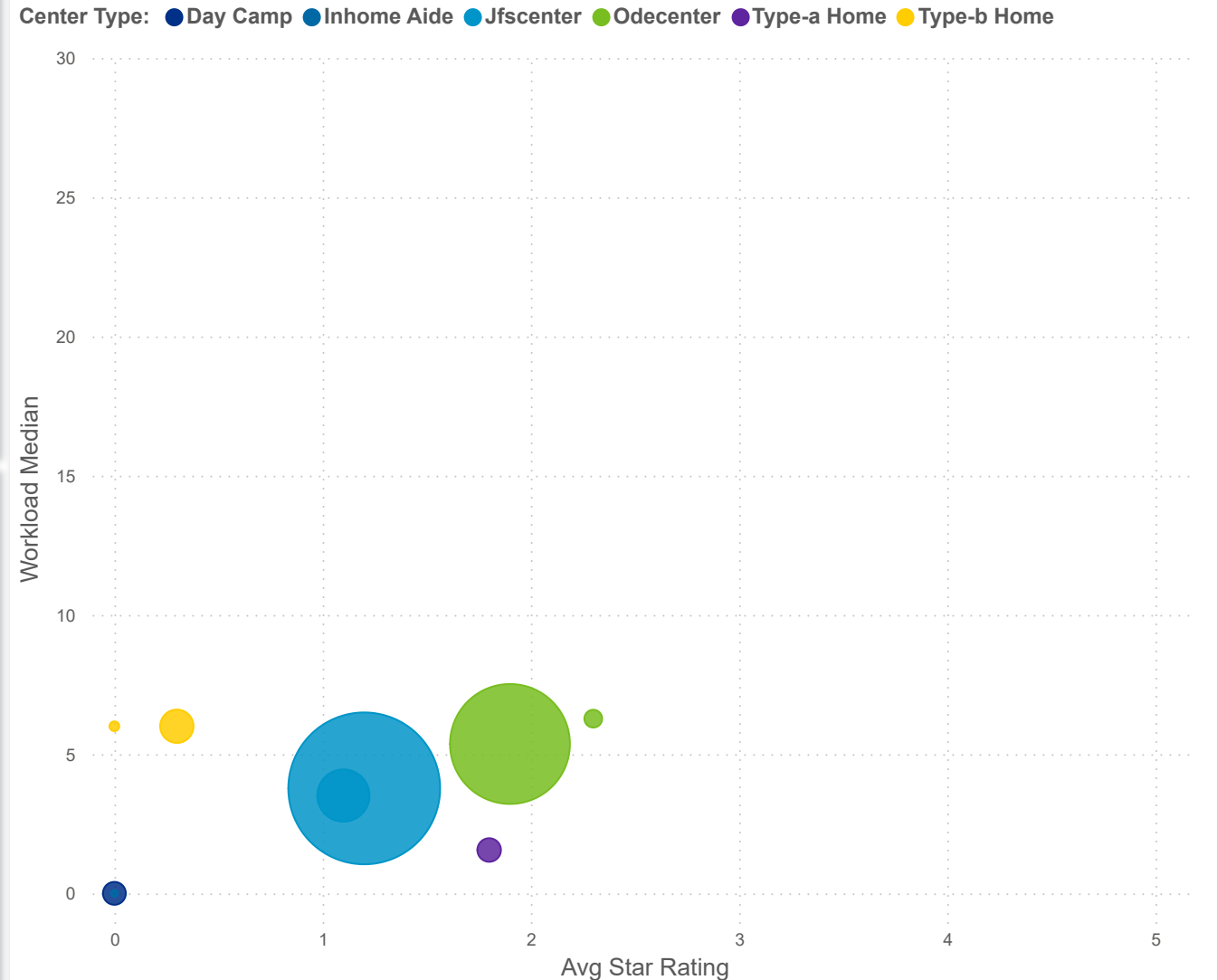
Workload Median (Leaver)

3.60

Workload Median (Stayer)

4.21

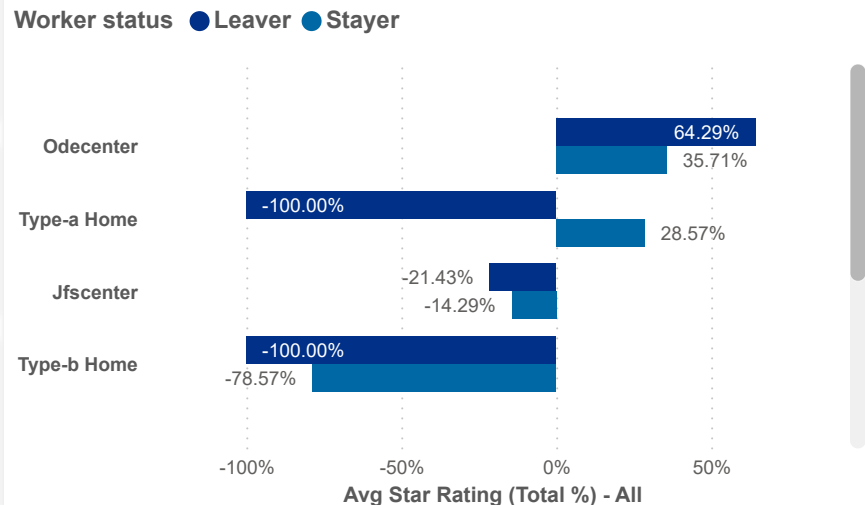
Star Rating Mean, Workload Median, and Number of Users by Worker Status and Center Type



Star Rating Mean (Total)

1.4

Star Rating Mean (Total %)



Star Rating Mean (Leaver)

1.2

Star Rating Mean (Stayer)

1.4

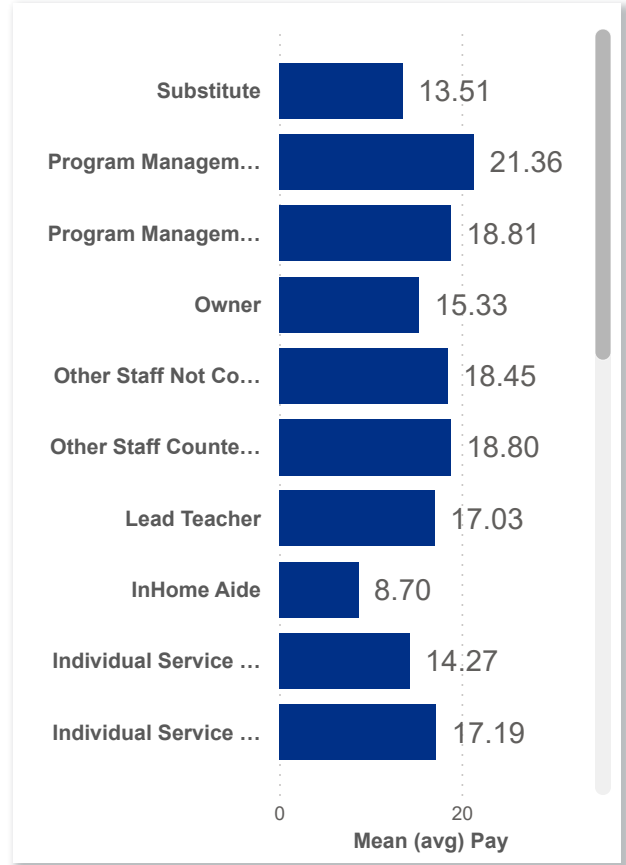
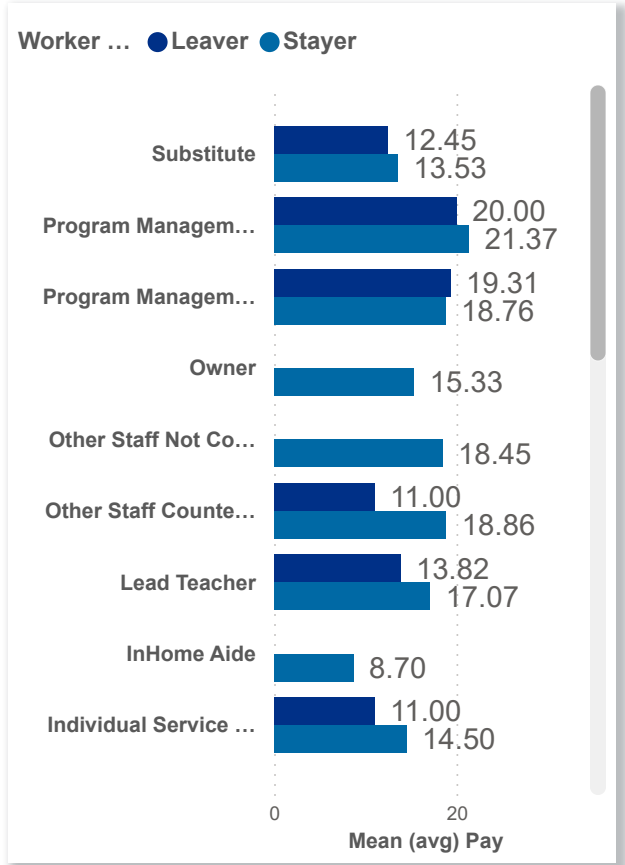
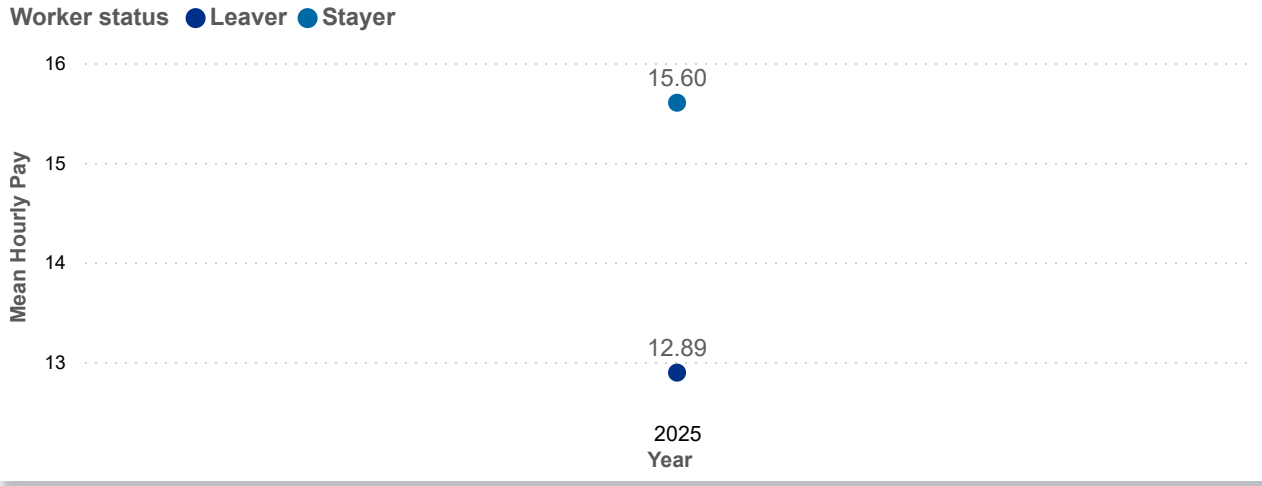


Date: 202510 Program Type: Multiple select... Job Title: All Teacher Age Group: All Education: All TEACH Status: All
 202512 Position Type: All Credential: All TEACH Models: All
 SDA>County: SDA 10 SUTQ Rating: All Total Duration: 0.00 Center Type: All Publicly Funded: All POWER Status: All
 100.00 Beale Code: All Student Age Group: All POWER Levels: All

PAY MEAN (USD)

LEAVER	STAYER	COMBINED
12.89	15.60	15.56

Salary Mean by Year and Worker Status



Combined Salary Mean by Year and Worker Status

