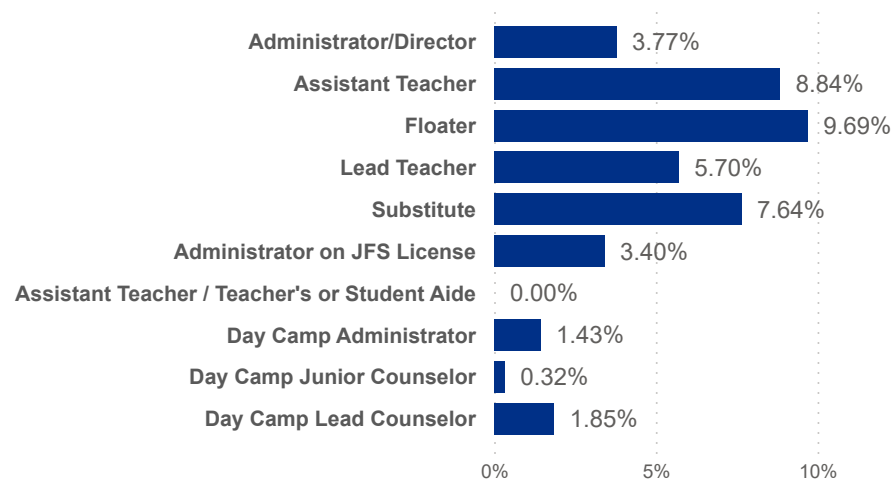




Date: 202507 | Program Type: Multiple select... | Job Title: All | Teacher Age Group: All | Education: All | TEACH Status: All  
 202509 | Position Type: All | SUTQ Rating: All | Total Duration: 0.00 | Center Type: All | Publicly Funded: All | POWER Status: All  
 SDA>County: SDA 9 | Beale Code: All | Student Age Group: All | POWER Levels: All

## Avg Monthly Turnover Rates by Job Title



### Avg Monthly Turnover

6.85%

### Adjusted Workers

31,143

### Total Leaver

2,468

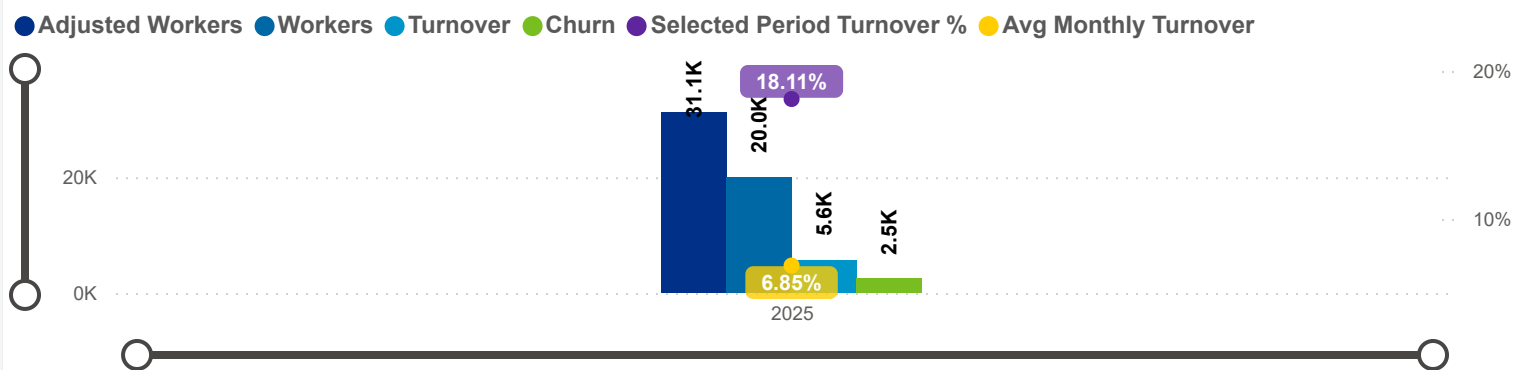
### Total Stayer

28,675

### Sel Period Turnover

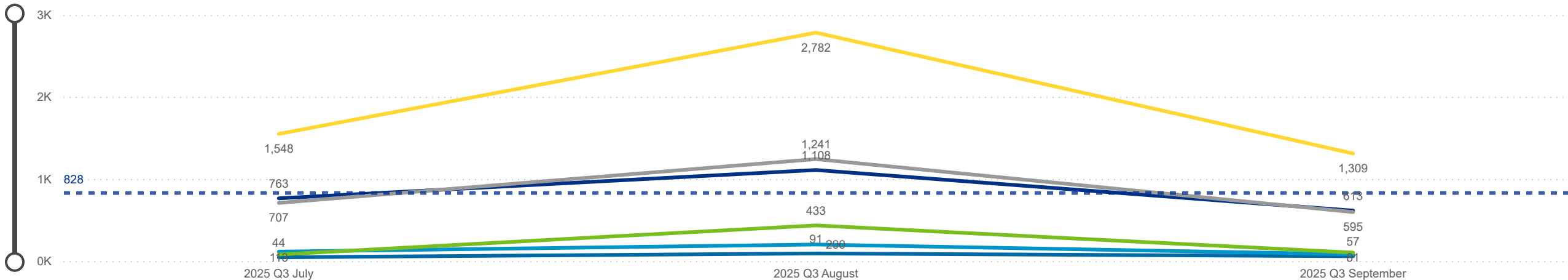
18.11%

## Avg Monthly Turnover and Number of Workers



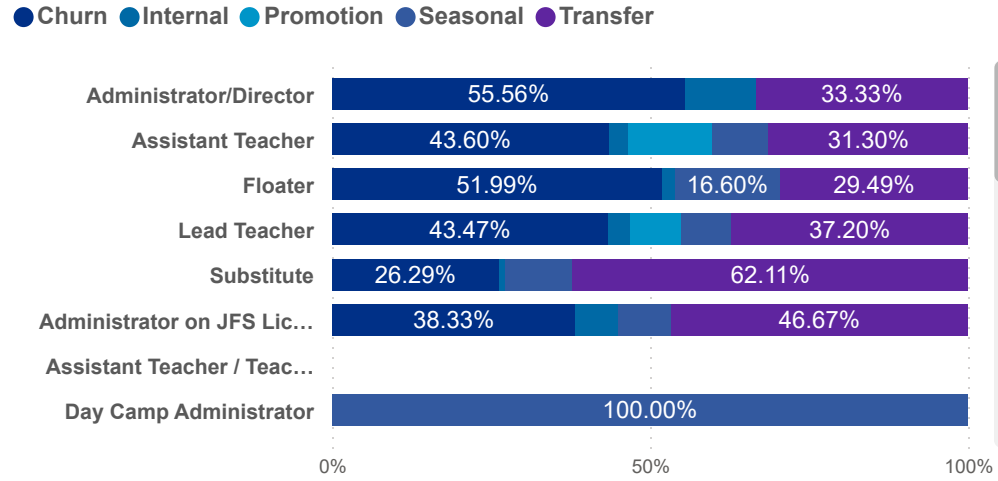
## Categorization by Time Series

Churn (Blue), Internal (Light Blue), Promotion (Cyan), Seasonal (Green), Transfer (Grey), Turnover (Yellow)



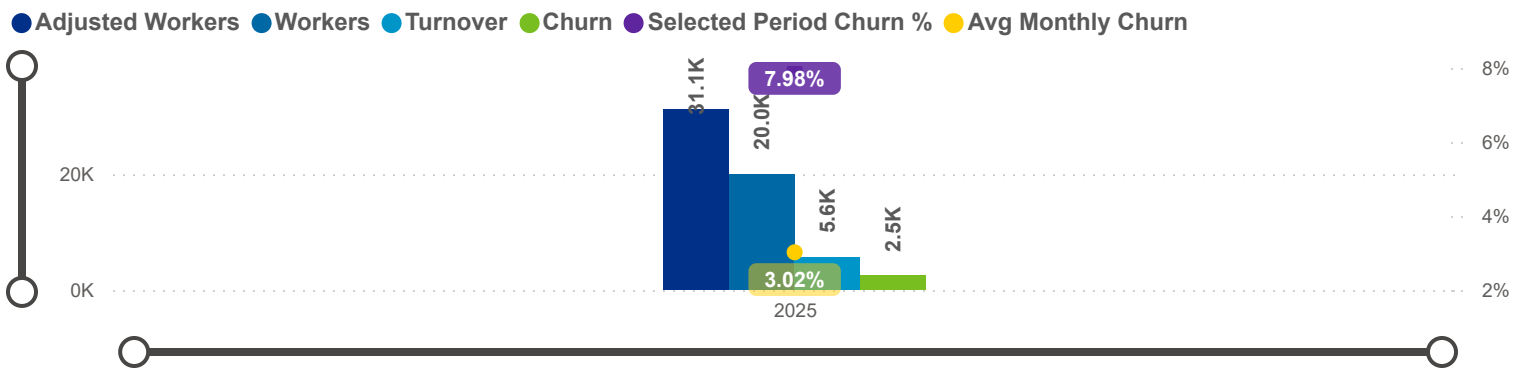
Date: 202507 | Program Type: Multiple select... | Job Title: All | Teacher Age Group: All | Education: All | TEACH Status: All  
 202509 | Position Type: All | SUTQ Rating: All | Total Duration: 0.00 | Center Type: All | Publicly Funded: All | POWER Status: All  
 SDA>County: SDA 9 | Beale Code: All | Student Age Group: All | POWER Levels: All

**Job Change Reasons by Job Title**

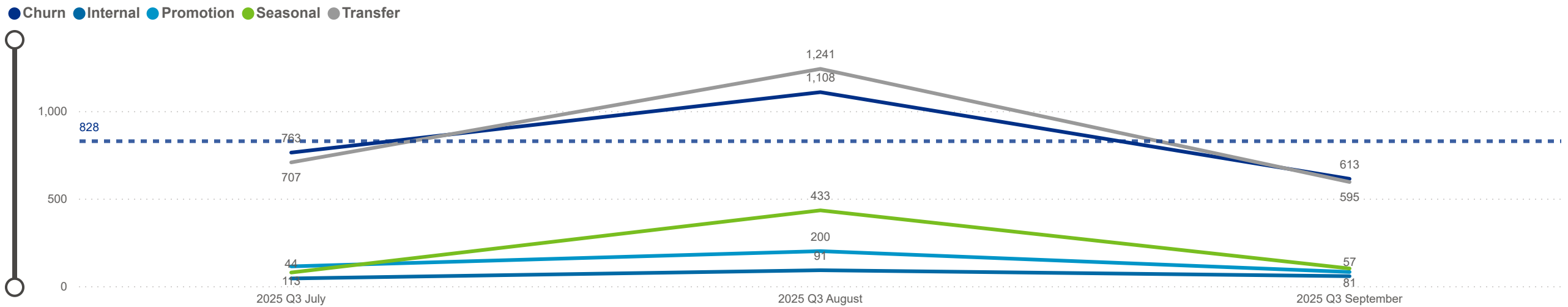


Avg Monthly Churn	Adjusted Workers	Workload Median	Pay Median USD / hr	Avg ECE Duration
<b>3.02%</b>	<b>31,143</b>	<b>4.79</b>	<b>16.00</b>	<b>5.39</b>

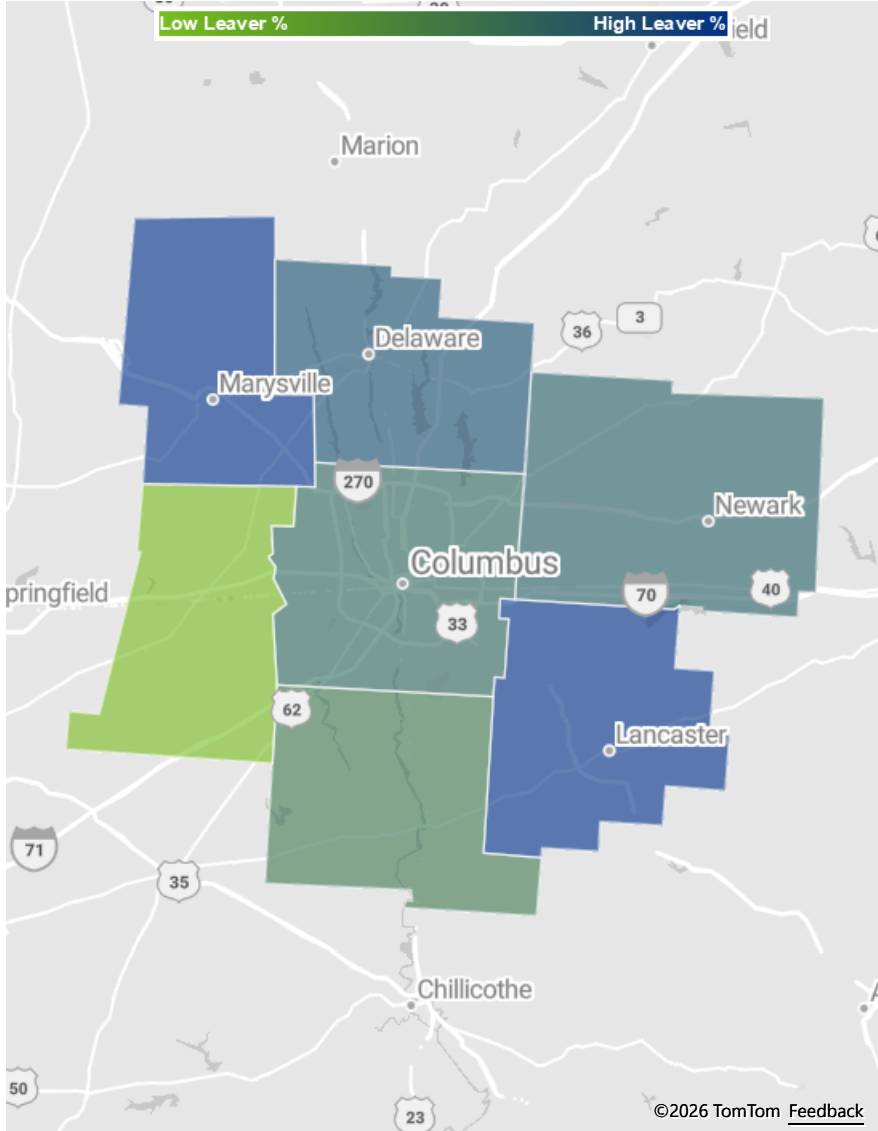
**Avg Monthly Churn and Number of Workers**



**Categorization by Time Series**

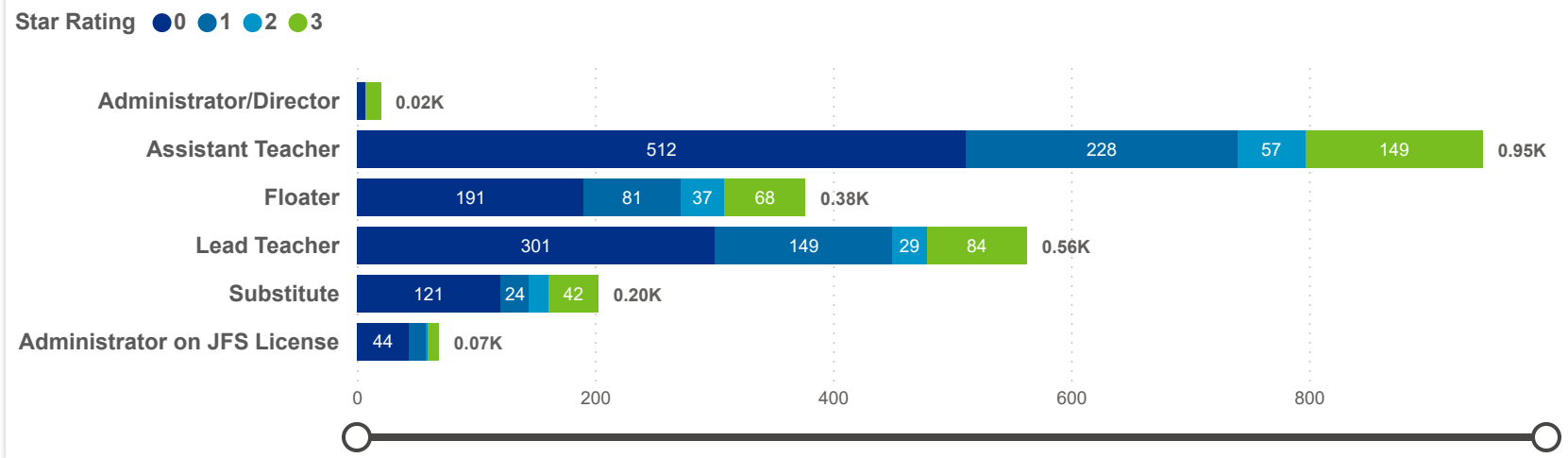


Date: 202507 Program Type: Multiple select...  
 Job Title: All Teacher Age Group: All Education: All TEACH Status: All  
 202509 Position Type: All Credential: All TEACH Models: All  
 SDA>County: SDA 9 SUTQ Rating: All Total Duration: 0.00 Center Type: All Publicly Funded: All POWER Status: All  
 100.00 Beale Code: All Student Age Group: All POWER Levels: All



<b>ADJUSTED WORKERS</b>	<b>TOTAL LEAVER</b>	<b>TOTAL STAYER</b>	<b>SELECTED PERIOD CHURN %</b>
<b>31,143</b>	<b>2,468</b>	<b>28,675</b>	<b>7.92%</b>

**Leaver by Job Title and Star Rating**



County	Adjusted Workers	Workers	Workers %	Total Leaver	Total Stayer	Selected Period Churn %	Stayer %	Avg Monthly Churn	Selected Period Turnover %	Avg Monthly Turnover	Workload Median	Avg Star Rating
Pickaway OH	336	218	1.09%	24	312	7.14%	92.86%	2.92%	19.05%	7.49%	5.92	1.75
Madison OH	215	164	0.82%	10	205	4.65%	95.35%	1.79%	14.42%	5.56%	8.00	1.42
Franklin OH	23,374	14,990	74.86%	1,798	21,576	7.69%	92.31%	2.92%	18.00%	6.78%	4.50	1.04
Licking OH	1,681	1,190	5.94%	135	1,546	8.03%	91.97%	3.00%	14.75%	5.51%	5.44	0.89
Fairfield OH	1,401	1,030	5.14%	136	1,265	9.71%	90.29%	3.81%	19.99%	7.83%	6.13	0.84
Union OH	535	432	2.16%	52	483	9.72%	90.28%	3.72%	16.26%	6.22%	6.13	0.56
Delaware OH	3,605	2,620	13.08%	313	3,292	8.68%	91.32%	3.34%	20.03%	7.70%	5.56	0.52
<b>Total</b>	<b>31,143</b>	<b>20,023</b>	<b>100.00%</b>	<b>2,468</b>	<b>28,675</b>	<b>7.92%</b>	<b>92.08%</b>	<b>3.02%</b>	<b>18.11%</b>	<b>6.85%</b>	<b>4.79</b>	<b>0.97</b>



Date:	202507	Program Type:	Multiple select... ▾	Job Title:	All ▾	Teacher Age Group:	All ▾	Education:	All ▾	TEACH Status:	All ▾
	202509	Position Type:	All ▾					Credential:	All ▾	TEACH Models:	All ▾
SDA>County:	SDA 9 ▾	SUTQ Rating:	All ▾	Total Duration:	0.00	Center Type:	All ▾	Publicly Funded:	All ▾	POWER Status:	All ▾
					100.00	Beale Code:	All ▾	Student Age Group:	All ▾	POWER Levels:	All ▾

NUMBER OF WORKERS		AVG ECE DURATION (In Years)		HOURLY WAGE BANDS (USD)	
TOTAL LEAVER	TOTAL STAYER	LEAVER	STAYER	LEAVER (Hourly Wage MED)	STAYER (Hourly Wage MED)
<b>2,468</b>	<b>28,675</b>				



Date:  Program Type: 
 Job Title:  Teacher Age Group:  Education:  TEACH Status: 
  
 Position Type:  Credential:  TEACH Models: 
  
 SDA>County:  SUTQ Rating:  Total Duration:  Center Type:  Publicly Funded:  POWER Status: 
  
 Beale Code:  Student Age Group:  POWER Levels:

### NUMBER OF WORKERS

### AVG ECE DURATION (In Years)

### HOURLY WAGE BANDS (USD)

LEAVER

STAYER

# 7.92%

# 92.08%

LEAVER

STAYER

# 3.99

# 5.45

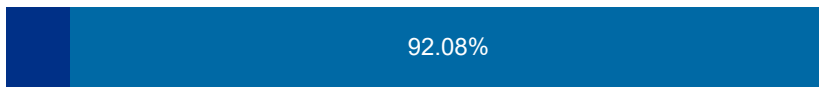
LEAVER (Hourly Wage MED)

STAYER (Hourly Wage MED)

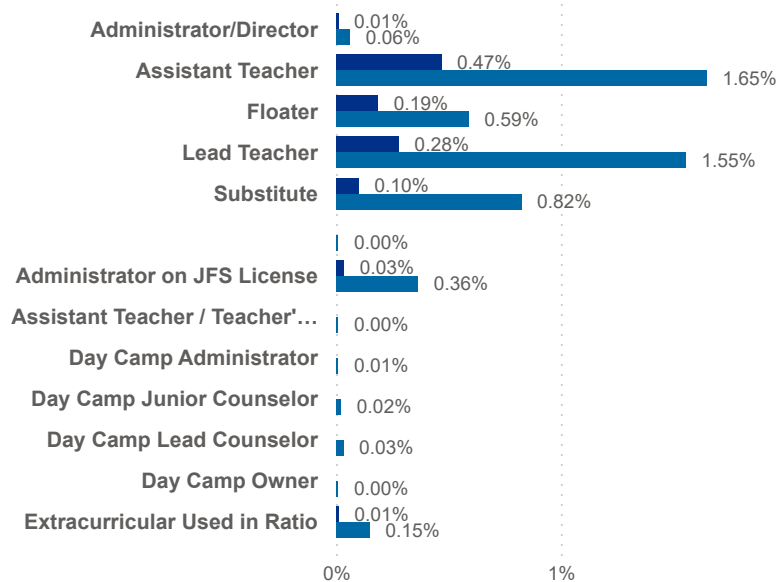
# 15.00

# 16.00

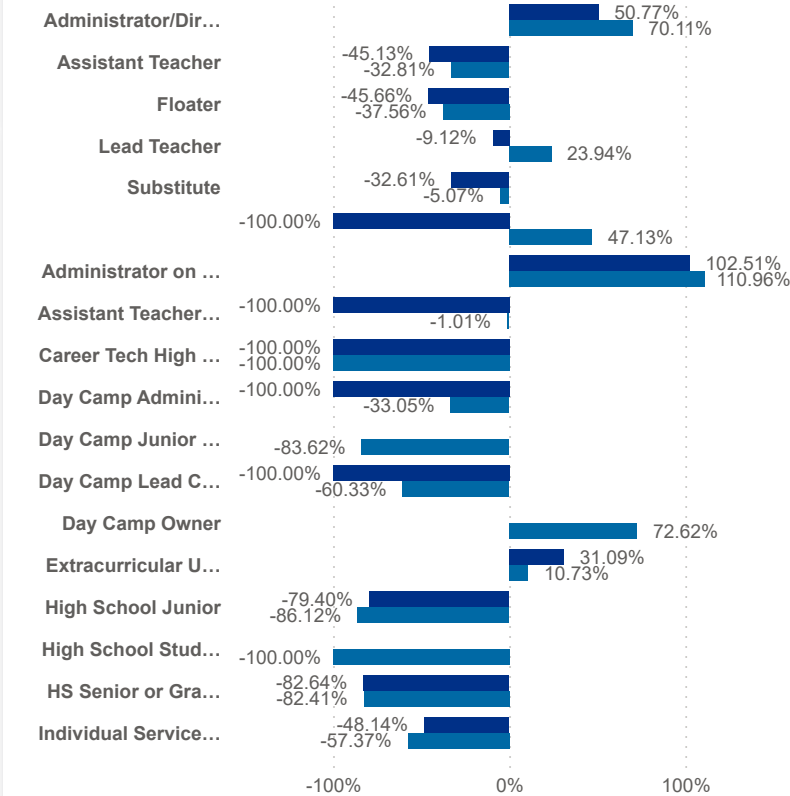
● Leaver % ● Stayer %



Worker Status: ● Leaver ● Stayer



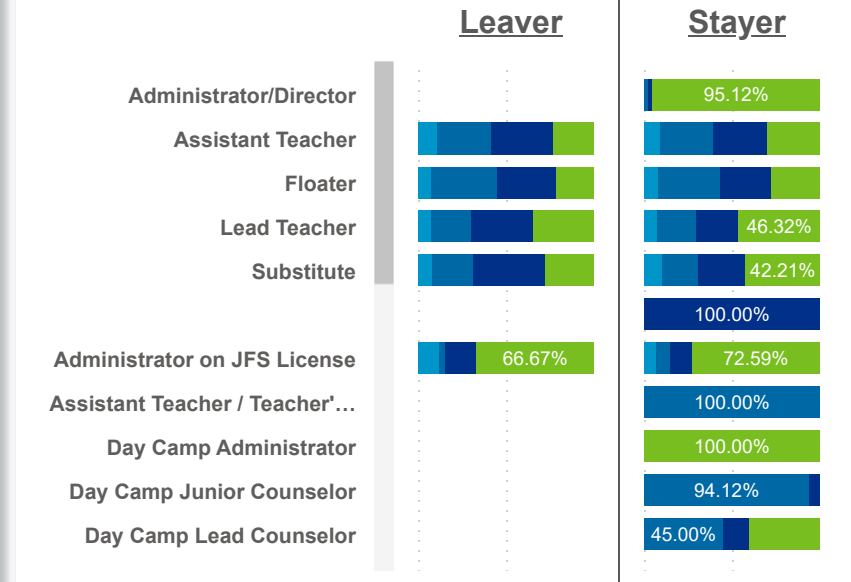
Worker Status: ● Leaver ● Stayer



Wage Bands: ● < 10 ● 10 < .. < 11.6 ● 11.6 < .. < 14 ● > 14



Wage Bands: ● < 10 ● 10 < .. < 11.6 ● 11.6 < .. < 14 ● > 14





Date: 202507 | Program Type: Multiple select... | Job Title: All | Teacher Age Group: All | Education: All | TEACH Status: All  
 202509 | Position Type: All | SUTQ Rating: All | Total Duration: 0.00 | Center Type: All | Publicly Funded: All | POWER Status: All  
 SDA>County: SDA 9 | Beale Code: All | Student Age Group: All | POWER Levels: All

### LEAVER (Avg Career Duration)

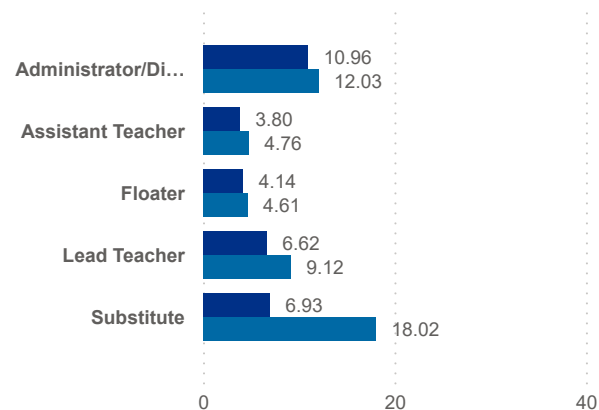
# 5.83

### STAYER (Avg Career Duration)

# 11.68

## Avg Career Duration by Job Title

Worker Status: ● Leaver ● Stayer



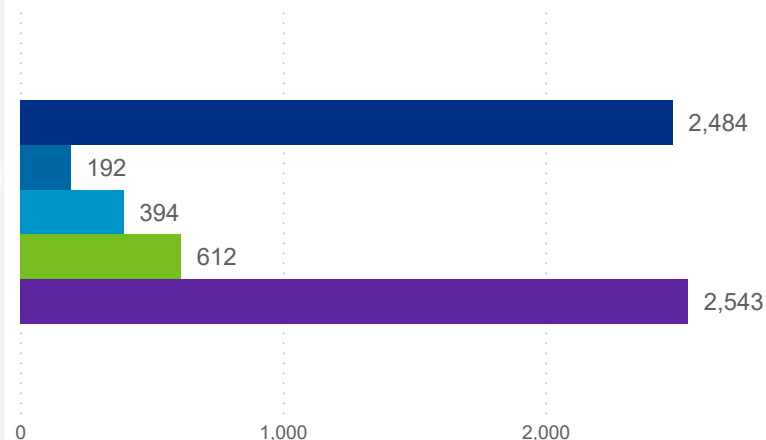
County	Job Title	Longest Serving Profile	\$ / hr	Seniority	Workload	Star Rating (Mean)
Delaware	Administrator/Director	2.03		Early	7.70	
Fairfield	Administrator/Director	2.14		Early	6.13	
Franklin	Administrator/Director	1.46		Early	11.25	
Licking	Administrator/Director	2.29		Early	7.85	
Madison	Administrator/Director	1.83		Early	11.00	
Pickaway	Administrator/Director	0.76		Early	6.45	
Union	Administrator/Director	1.49		Early	11.20	
Franklin	Administrator/Director	2.96	20.00	Early	6.31	
Franklin	Administrator/Director	2.98	22.00	Early	17.67	
Franklin	Administrator/Director	3.96	24.02	Early	15.38	
Licking	Administrator/Director	1.13	26.00	Early	4.53	

### TOTAL STAYER

# 28,675

## Turnover Reasons

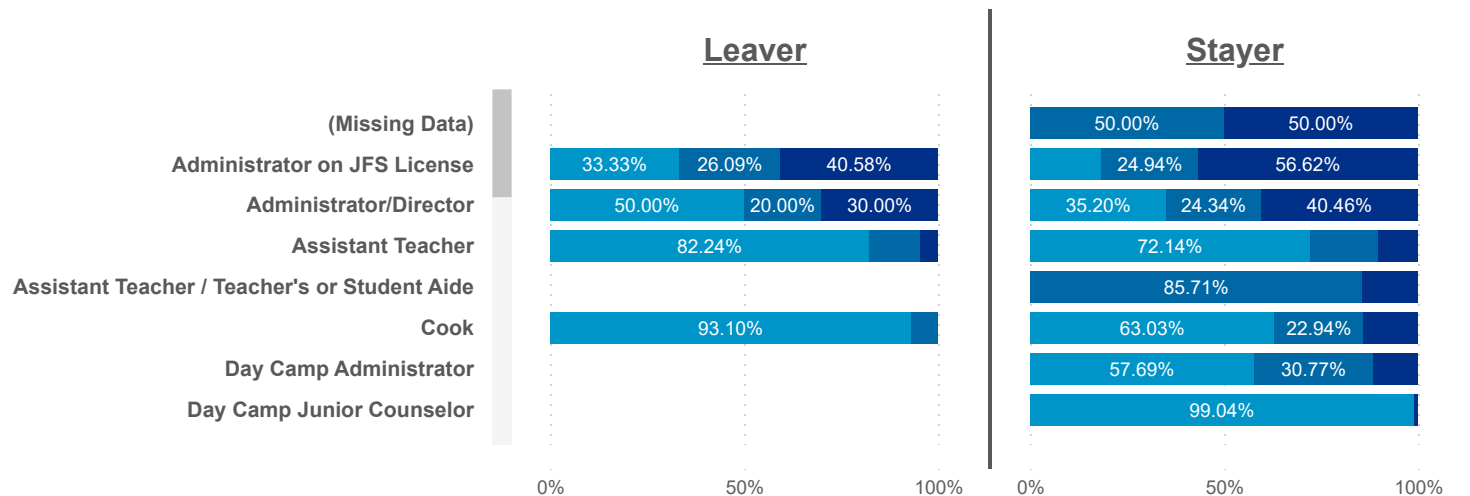
● Churn ● Internal ● Promotion ● Seasonal ● Transfer



### STAYER (Promotion)

# 394

Seniority: ● Early ● Mid ● Senior





Date:  Program Type: 
 Job Title:  Teacher Age Group:  Education:  TEACH Status:

Date:  Position Type: 
 SUTQ Rating:  Total Duration:  Center Type:  Publicly Funded:  POWER Status:

SDA>County:  Beale Code:  Student Age Group:  POWER Levels:

### LEAVER (Avg Career Duration)

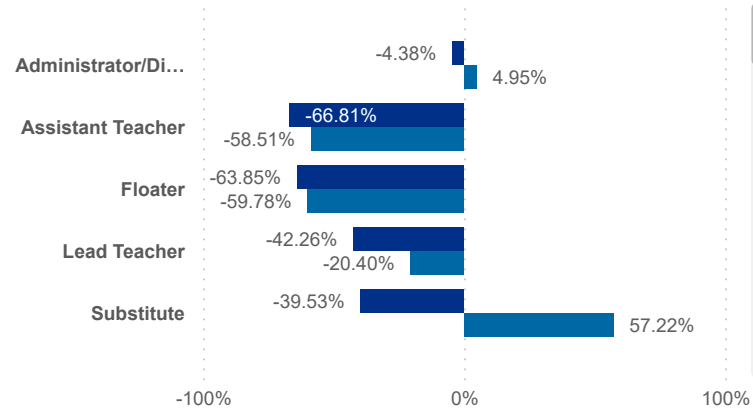
# 5.83

### STAYER (Avg Career Duration)

# 11.68

## Avg Career Duration by Job Title vs Mean

Worker Status: ● Leaver ● Stayer



County	Job Title	Longest Serving Profile	\$ / hr	Seniority	Workload	Star Rating (mean)
Delaware	Assistant Teacher	0.00	17.25	Early	2.66	0.0
Fairfield	Floater	0.00	14.22	Early	3.77	3.0
Delaware	Lead Teacher	0.00	23.50	Early	25.63	0.0
Franklin	Extracurricular Used in Ratio	0.00	23.00	Mid	3.78	3.0
Franklin	Other Staff Counted In Ratio	0.00	23.00	Early	0.00	0.0
Delaware	Program Management Used in Ratio	0.00	26.47	Mid	8.17	0.0
Franklin	Assistant Teacher	0.01	20.64	Early	9.80	3.0
Union	Lead Teacher	0.01	18.00	Mid	4.36	1.0
Delaware	Lead Teacher	0.01	18.75	Mid	6.89	0.0
Fairfield	Day Camp Administrator	0.01		Early	0.00	0.0
Franklin	Extracurricular Used in Ratio	0.01	16.00	Senior	7.75	0.0

### TOTAL STAYER

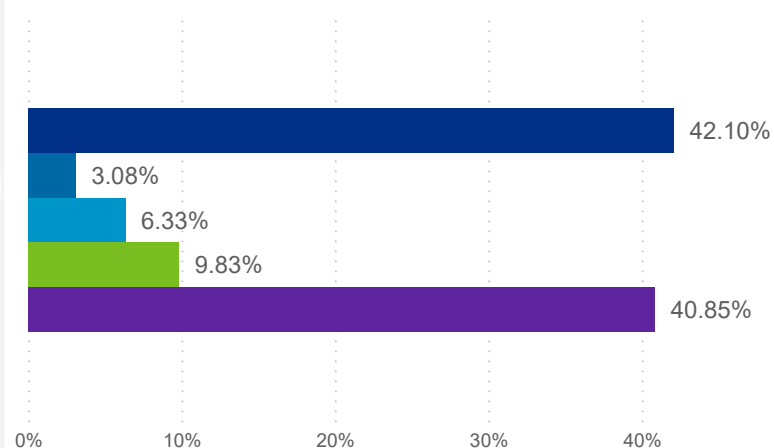
# 28,675

### STAYER (Promotion)

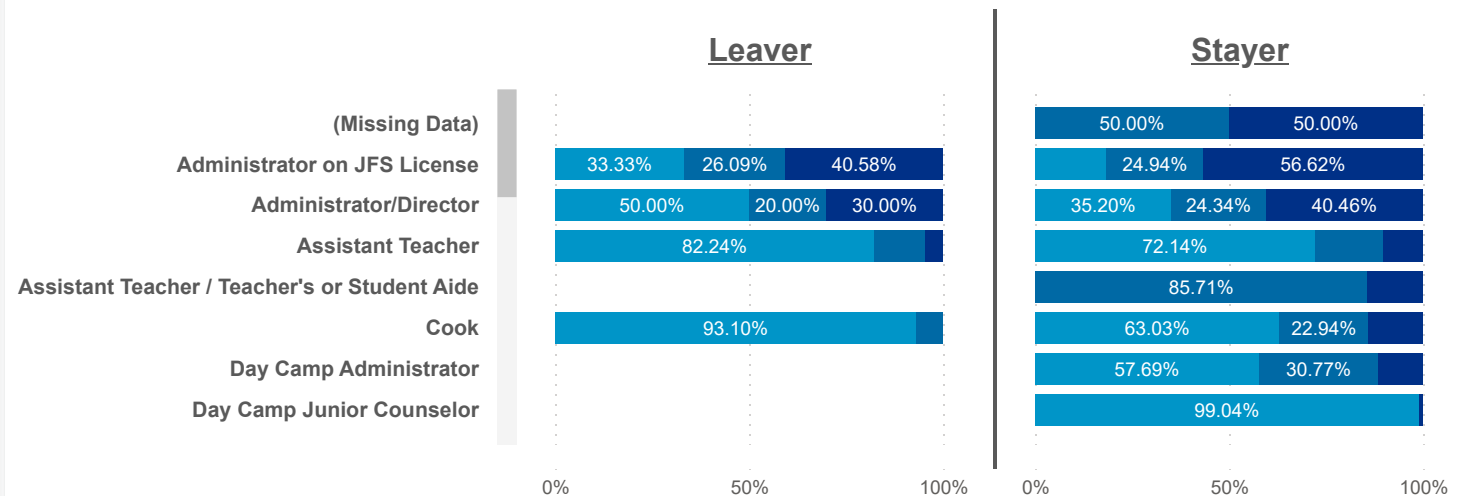
# 394

## Turnover Reasons

● Churn ● Internal ● Promotion ● Seasonal ● Transfer



Seniority: ● Early ● Mid ● Senior





Date:  Program Type: 
 Job Title:  Teacher Age Group:  Education:  TEACH Status:

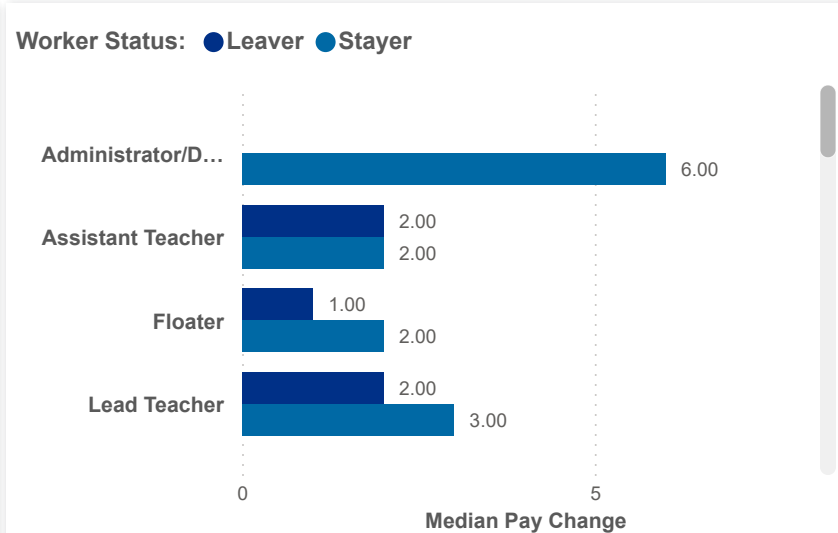
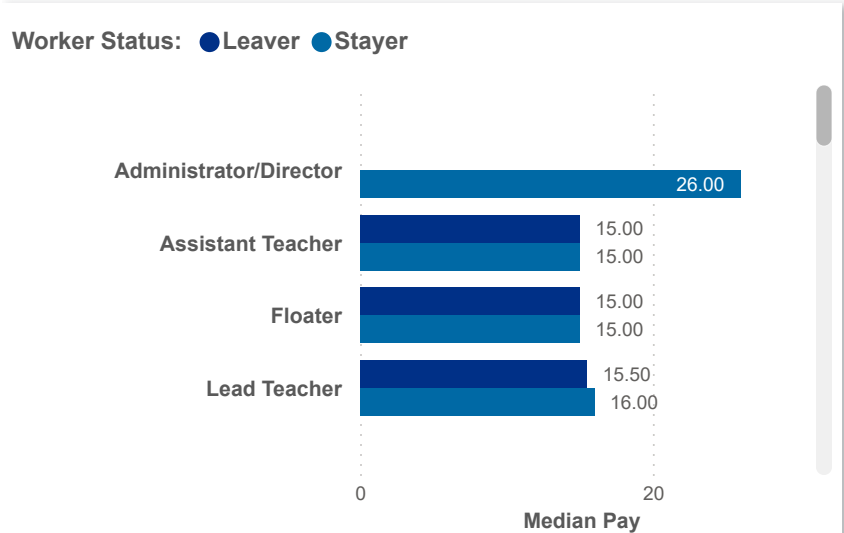
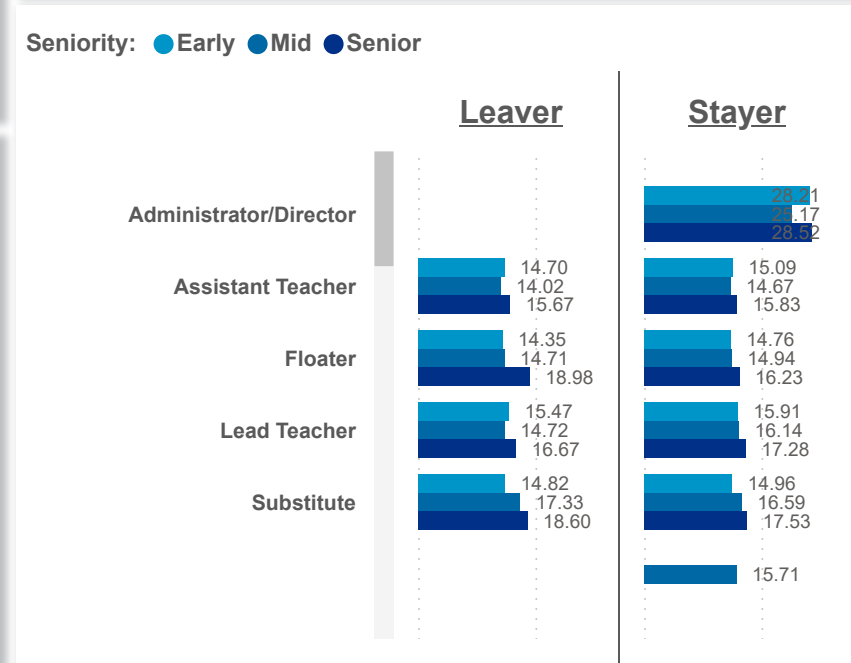
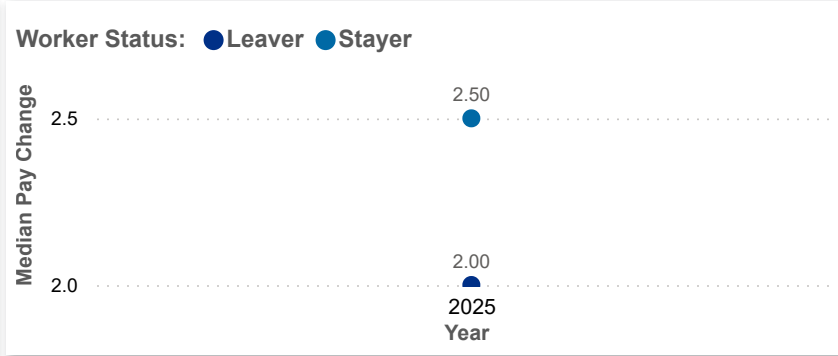
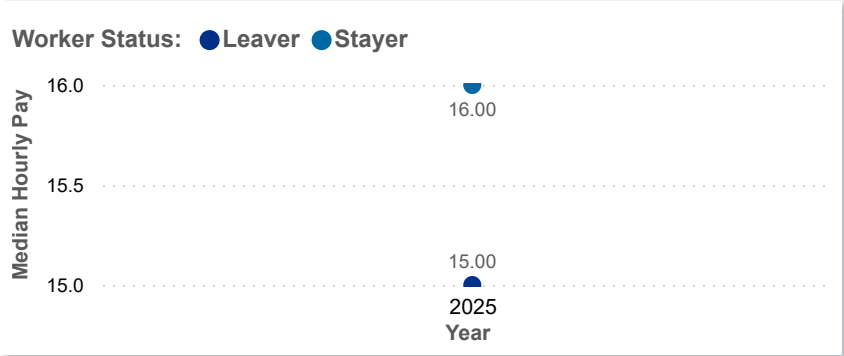
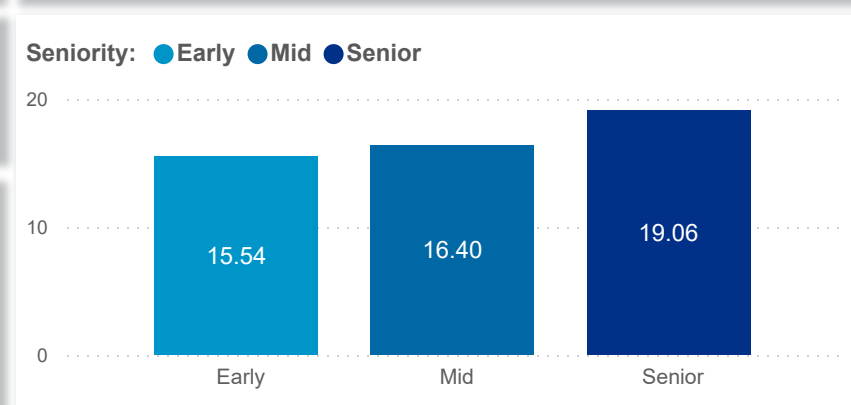
Date:  Position Type: 
 SUTQ Rating:  Total Duration:  Center Type:  Publicly Funded:  POWER Status:

SDA>County: 
 Total Duration:  Beale Code:  Student Age Group:  POWER Levels:

### PAY MEDIAN (USD)

### PAY PROGRESSION (USD)

### PAY & CAREER SENIORITY (USD)





Date:  Program Type: 
 Job Title:  Teacher Age Group:  Education:  TEACH Status:

Date:  Position Type: 
 SUTQ Rating:  Total Duration:  Center Type:  Publicly Funded:  POWER Status:

SDA>County:  Total Duration:  Beale Code:  Student Age Group:  POWER Levels:

### PAY MEDIAN (USD)

LEAVER

# 15.00

STAYER

# 16.00

Worker Status: ● Leaver ● Stayer



### PAY PROGRESSION (USD)

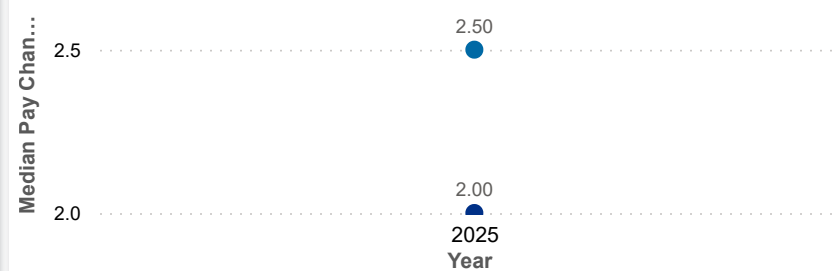
LEAVER

# 0.66

STAYER

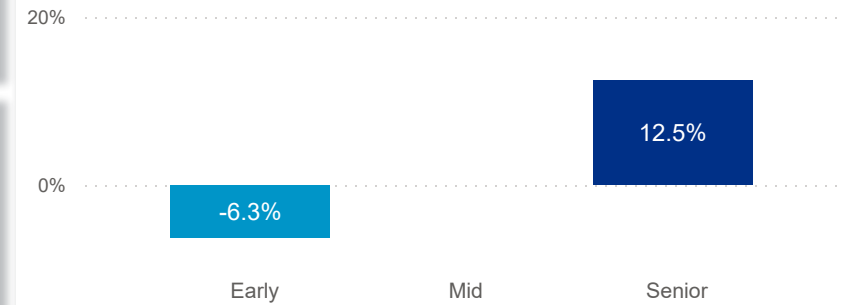
# 0.90

Worker Status: ● Leaver ● Stayer

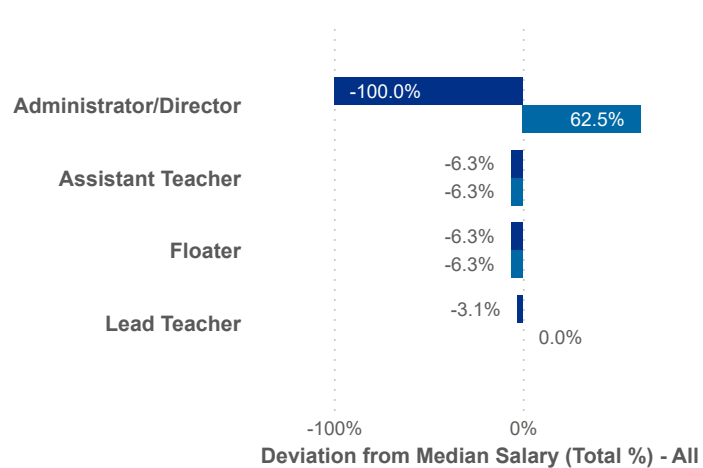


### PAY & CAREER SENIORITY (USD)

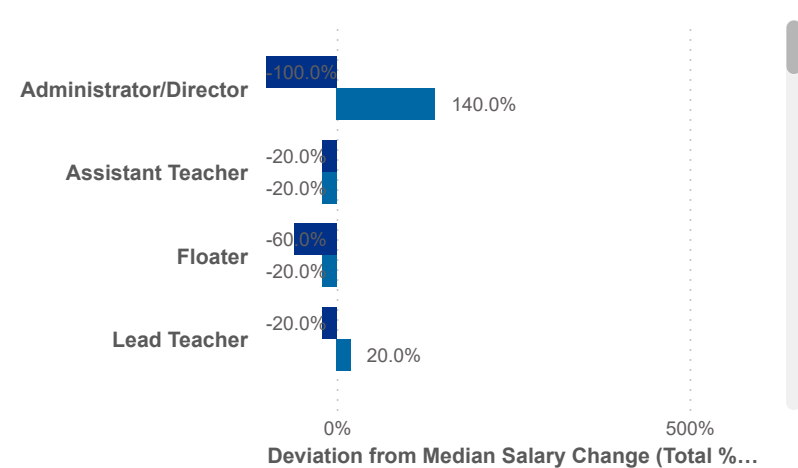
Seniority: ● Early ● Mid ● Senior



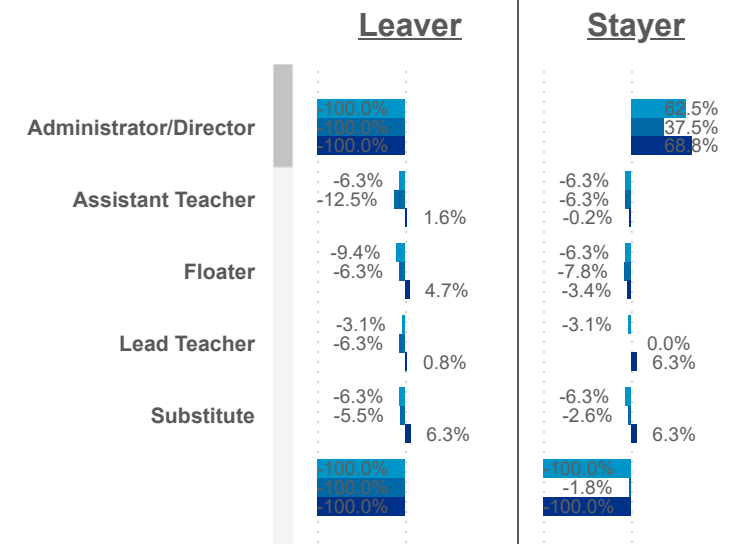
Worker Status: ● Leaver ● Stayer



Worker Status: ● Leaver ● Stayer



Seniority: ● Early ● Mid ● Senior





Date: 202507 Program Type: Multiple select... Job Title: All Teacher Age Group: All Education: All TEACH Status: All  
 202509 Position Type: All Credential: All TEACH Models: All

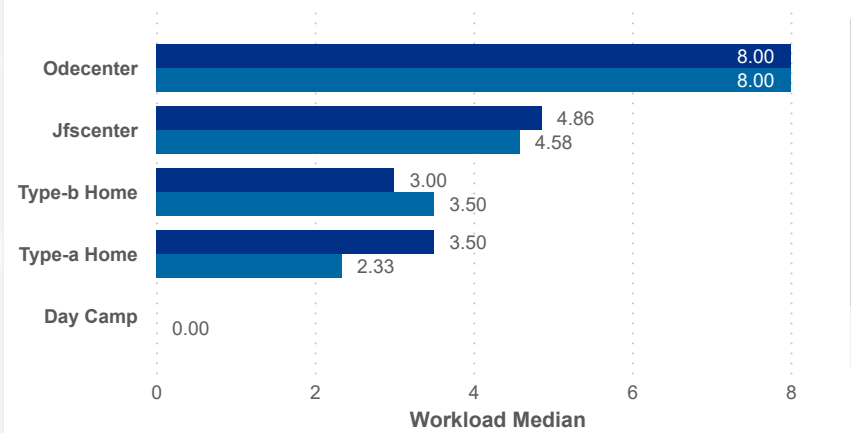
SDA>County: SDA 9 SUTQ Rating: All Total Duration: 0.00 Center Type: All Publicly Funded: All POWER Status: All  
 100.00 Beale Code: All Student Age Group: All POWER Levels: All

Workload Median (Total)

4.79

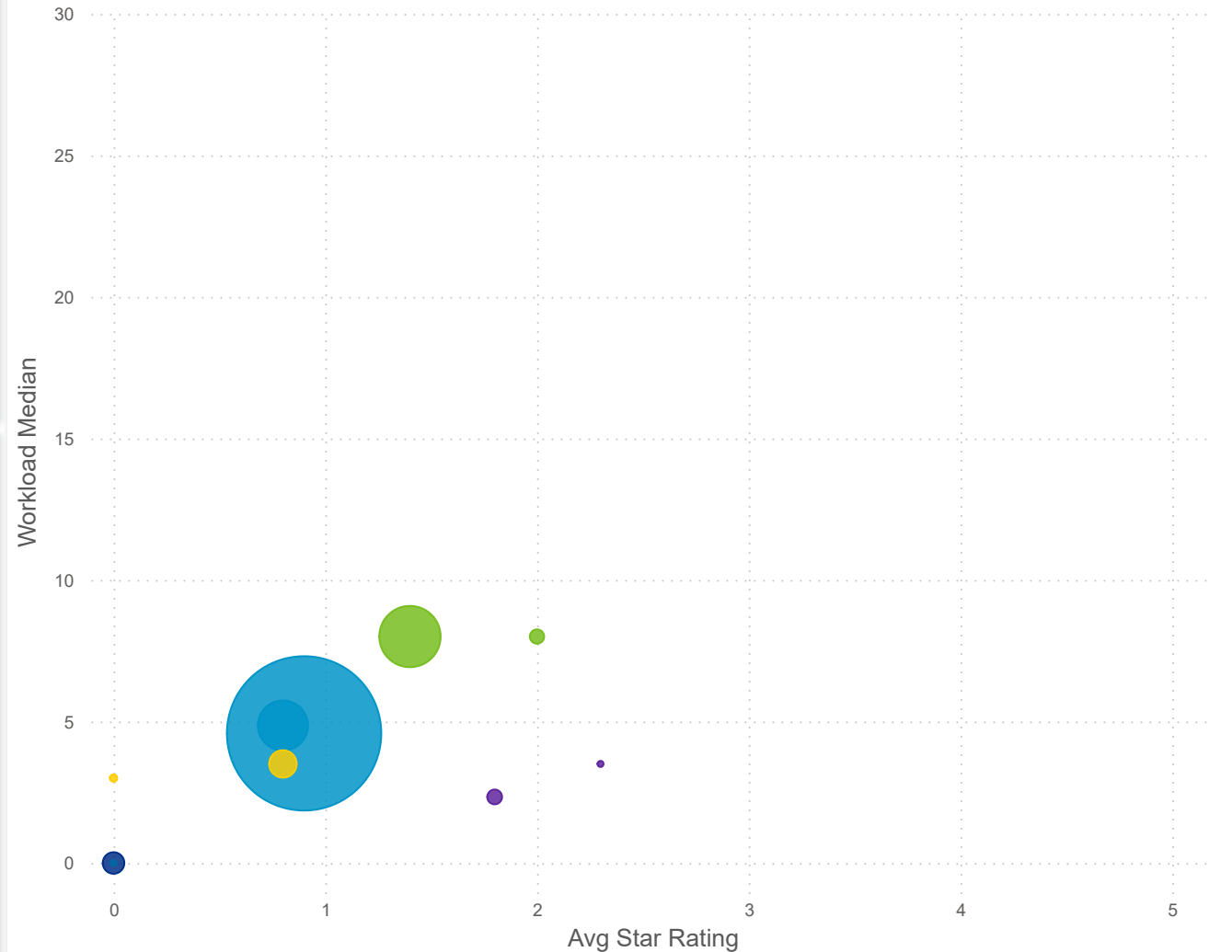
Workload Median

Worker status ● Leaver ● Stayer



Star Rating Mean, Workload Median, and Number of Users by Worker Status and Center Type

Center Type: ● Day Camp ● Inhome Aide ● Jfscenter ● Odecenter ● Type-a Home ● Type-b Home



Workload Median (Leaver)

4.95

Workload Median (Stayer)

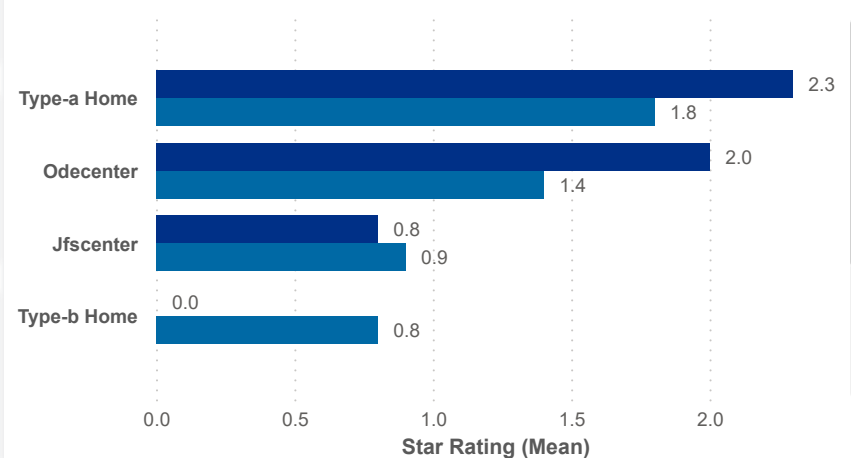
4.79

Star Rating Mean (Total)

1.0

Star Rating Mean

Worker status ● Leaver ● Stayer



Star Rating Mean (Leaver)

0.9

Star Rating Mean (Stayer)

1.0



Date:  Program Type: 
 Job Title:  Teacher Age Group:  Education:  TEACH Status:

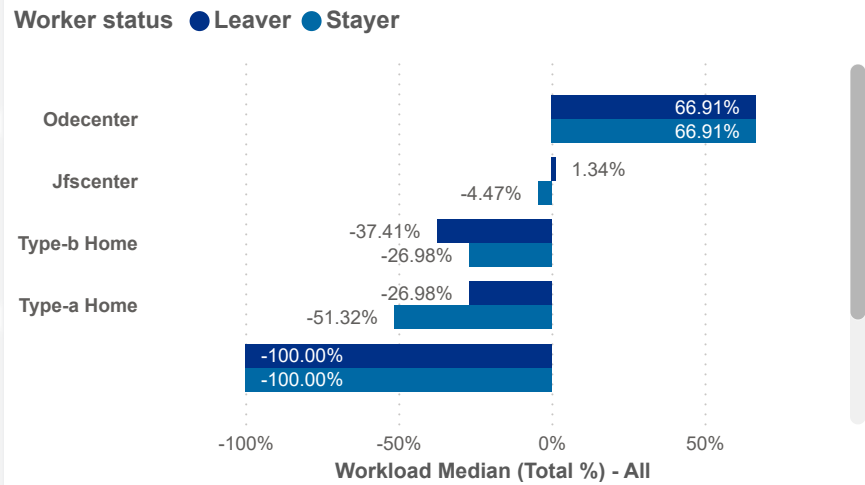
Date:  Position Type: 
 SUTQ Rating:  Total Duration:  Center Type:  Publicly Funded:  POWER Status:

SDA>County:  Beale Code:  Student Age Group:  POWER Levels:

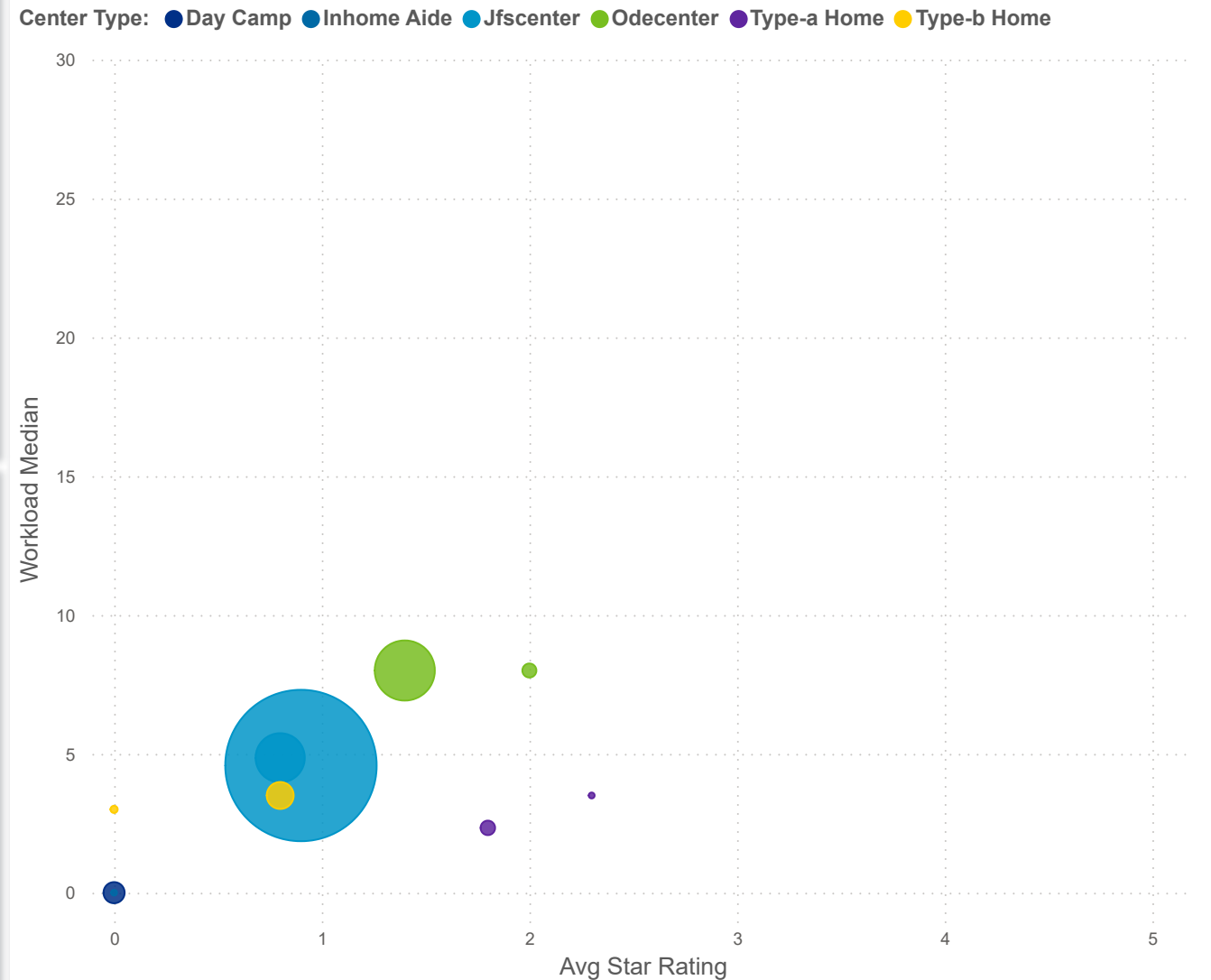
### Workload Median (Total)

# 4.79

### Workload Median (Total %)



### Star Rating Mean, Workload Median, and Number of Users by Worker Status and Center Type



### Workload Median (Leaver)

# 4.95

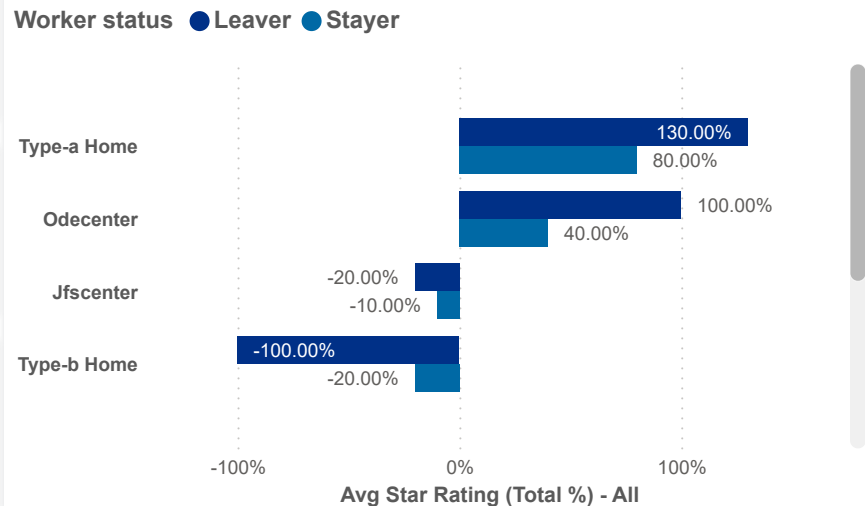
### Workload Median (Stayer)

# 4.79

### Star Rating Mean (Total)

# 1.0

### Star Rating Mean (Total %)



### Star Rating Mean (Leaver)

# 0.9

### Star Rating Mean (Stayer)

# 1.0

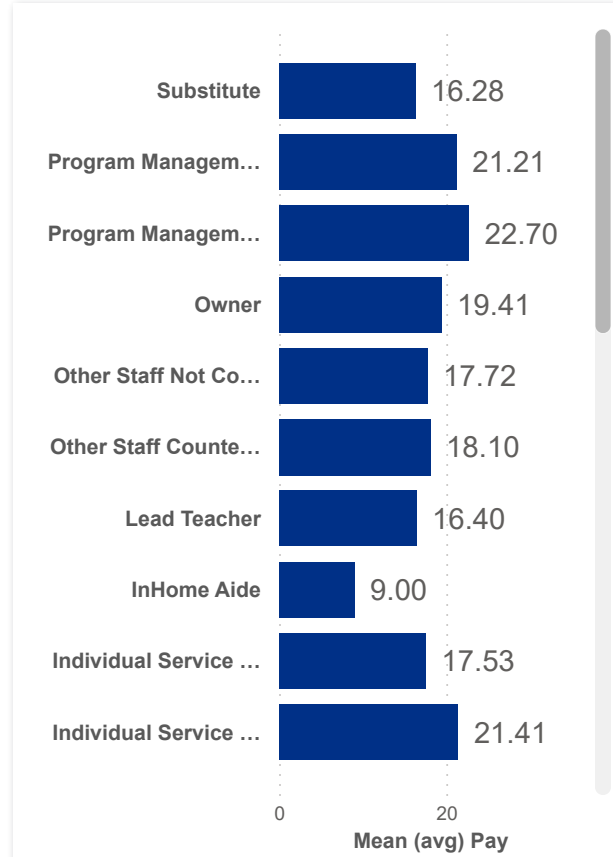
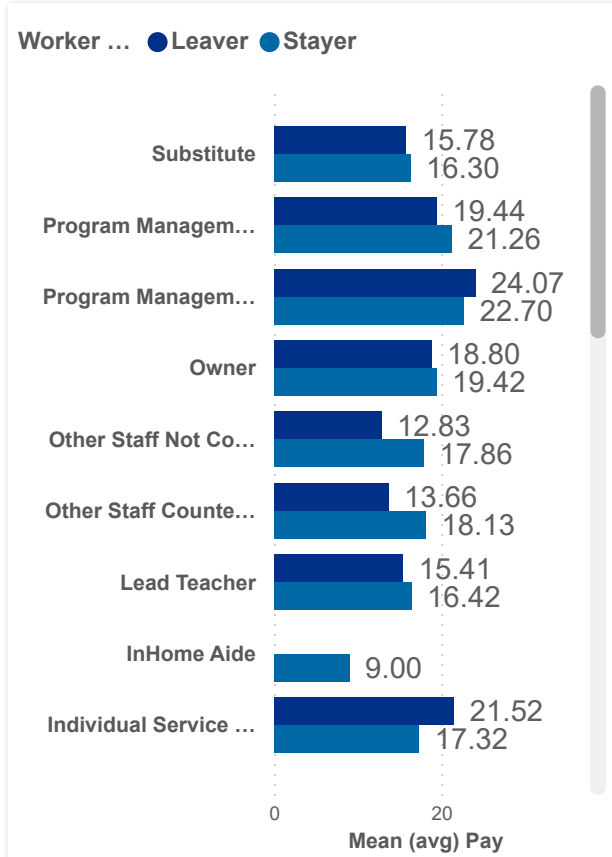
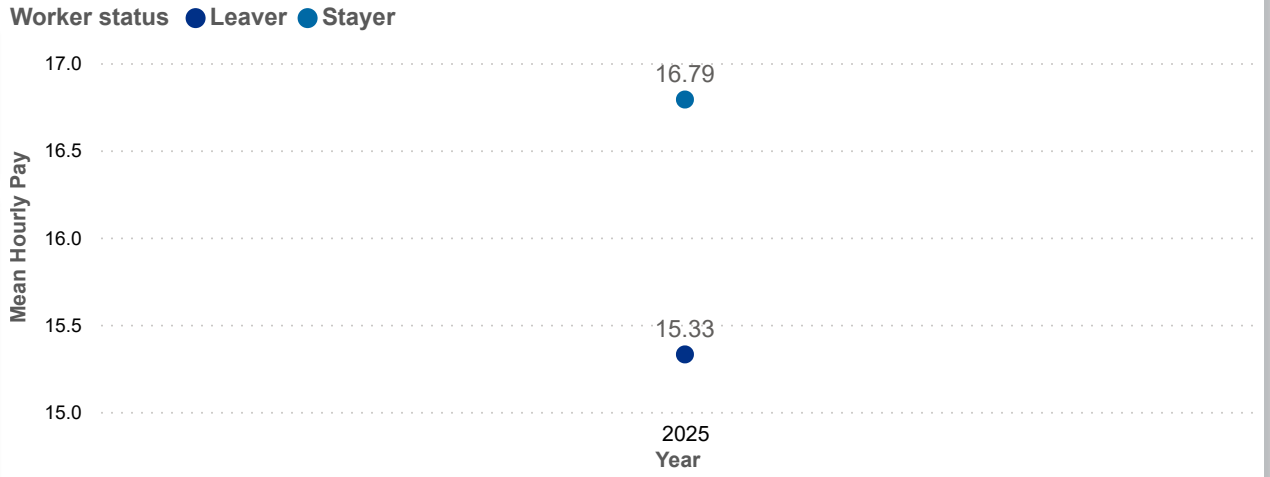


Date: 202507 Program Type: Multiple select...  
 202509 Position Type: All Job Title: All Teacher Age Group: All Education: All TEACH Status: All  
 SUTQ Rating: All Total Duration: 0.00 Center Type: All Publicly Funded: All POWER Status: All  
 SDA>County: SDA 9 Beale Code: All Student Age Group: All POWER Levels: All

### PAY MEAN (USD)

LEAVER	STAYER	COMBINED
<b>15.33</b>	<b>16.79</b>	<b>16.75</b>

### Salary Mean by Year and Worker Status



### Combined Salary Mean by Year and Worker Status

