

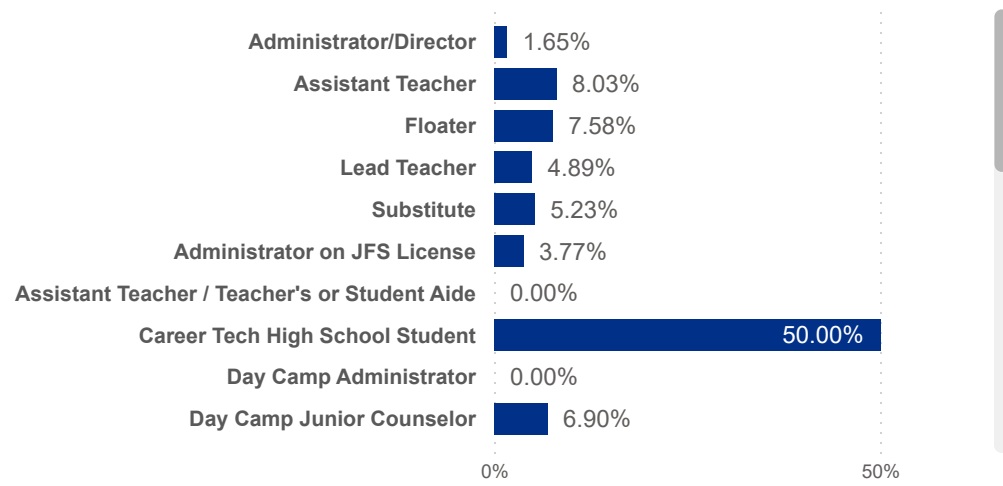


Date: Program Type:
 Job Title: Teacher Age Group: Education: TEACH Status:

Date: Position Type:
 SUTQ Rating: Total Duration: Center Type: Publicly Funded: POWER Status:

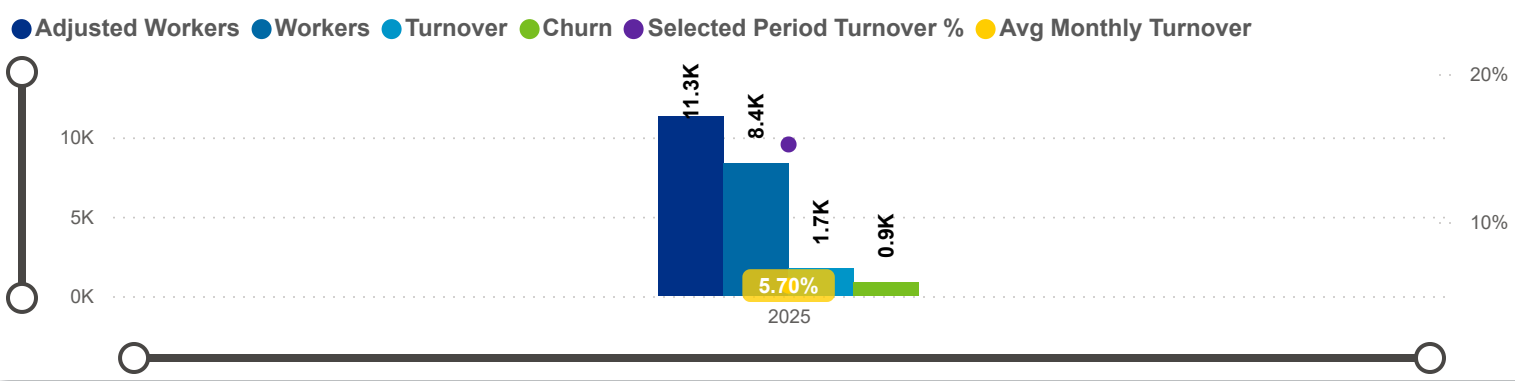
SDA>County: Beale Code: Student Age Group: POWER Levels:

Avg Monthly Turnover Rates by Job Title

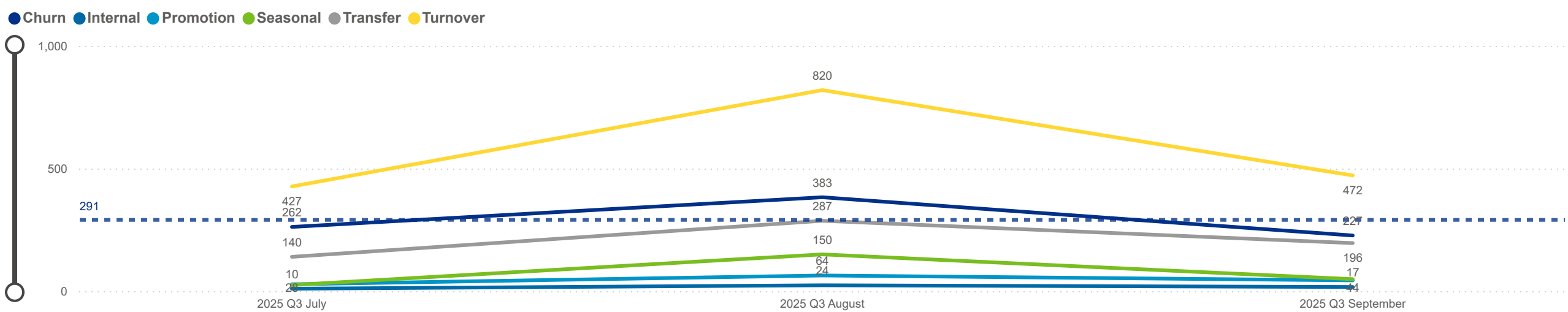


Avg Monthly Turnover	Adjusted Workers	Total Leaver	Total Stayer	Sel Period Turnover
5.70%	11,280	861	10,419	15.24%

Avg Monthly Turnover and Number of Workers



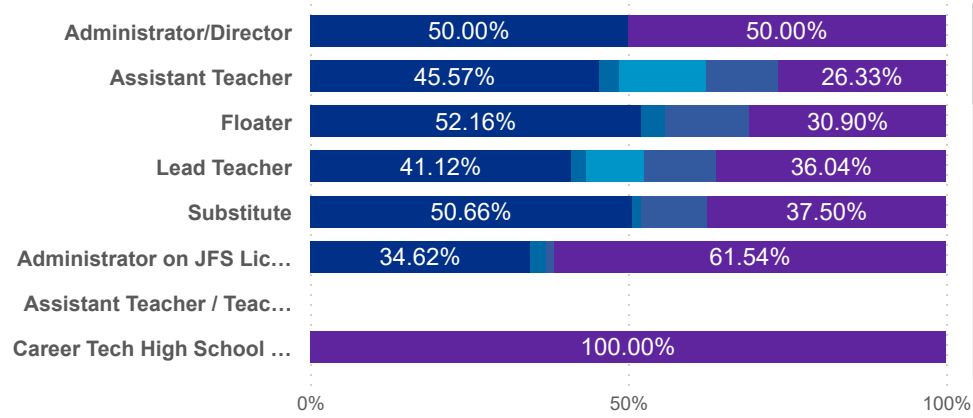
Categorization by Time Series



Date: 202507 | Program Type: Multiple select... | Job Title: All | Teacher Age Group: All | Education: All | TEACH Status: All
 202509 | Position Type: All | SUTQ Rating: All | Total Duration: 0.00 | Center Type: All | Publicly Funded: All | POWER Status: All
 SDA>County: SDA 8 | Beale Code: All | Student Age Group: All | POWER Levels: All

Job Change Reasons by Job Title

● Churn ● Internal ● Promotion ● Seasonal ● Transfer



Avg Monthly Churn

2.89%

Adjusted Workers

11,280

Workload Median

5.60

Pay Median USD / hr

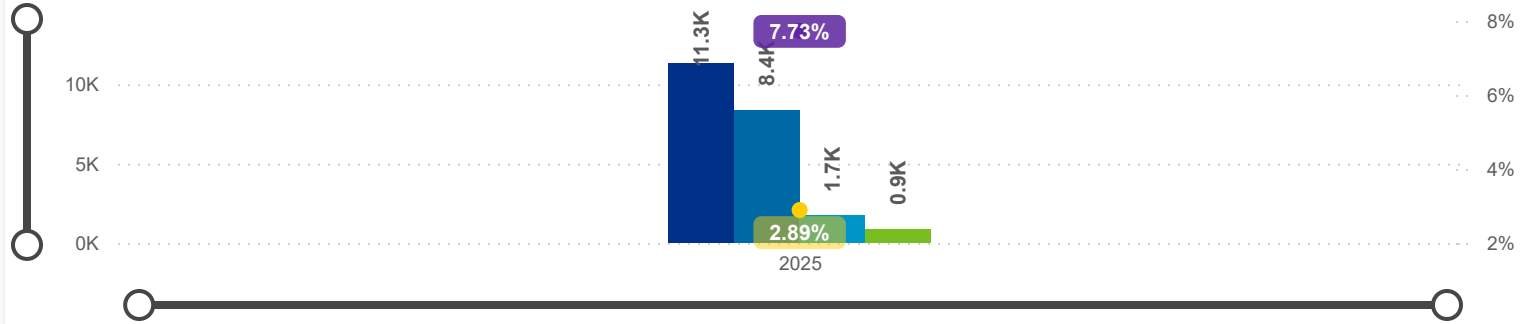
15.00

Avg ECE Duration

5.93

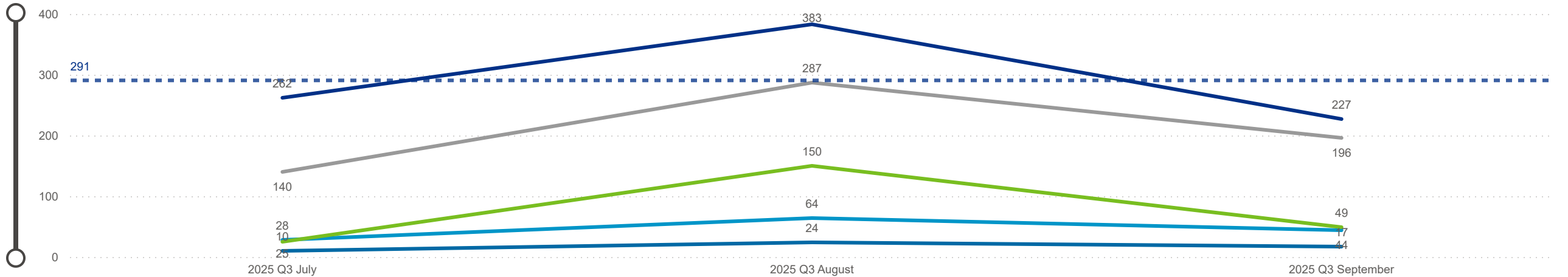
Avg Monthly Churn and Number of Workers

● Adjusted Workers ● Workers ● Turnover ● Churn ● Selected Period Churn % ● Avg Monthly Churn

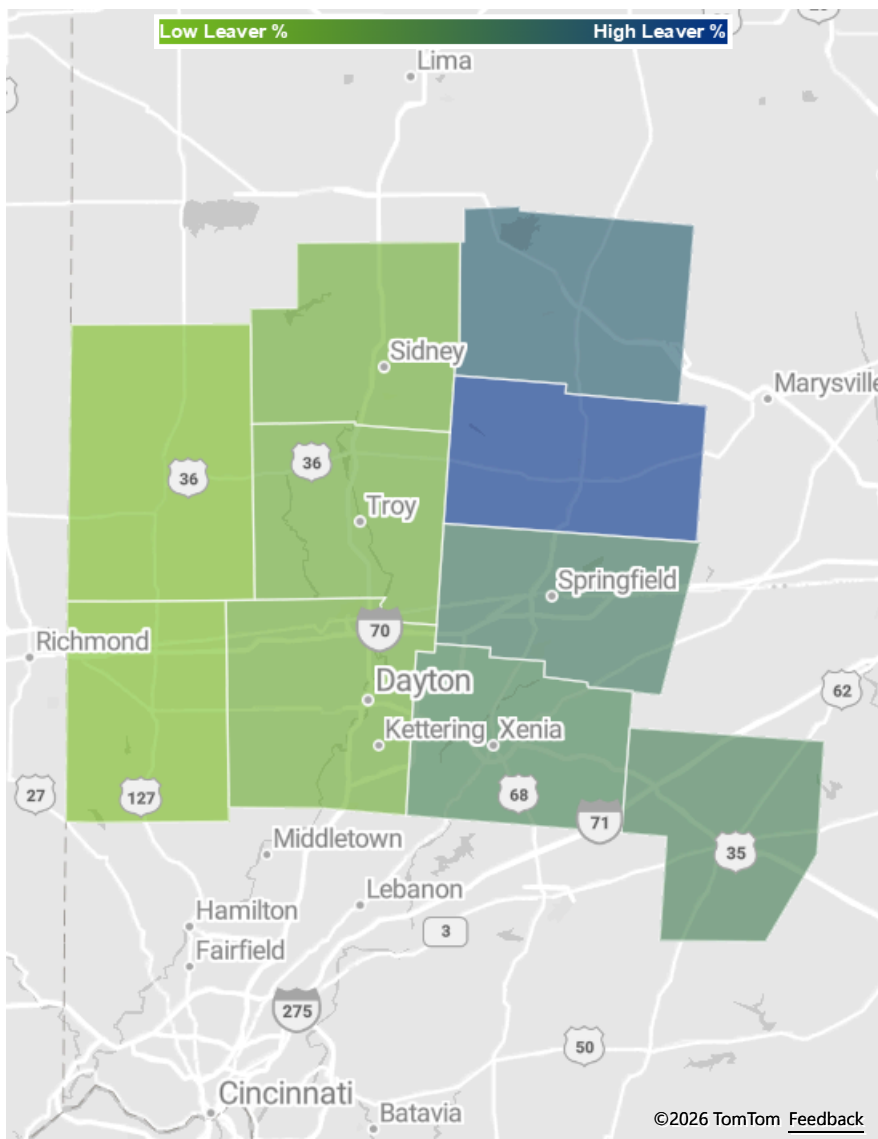


Categorization by Time Series

● Churn ● Internal ● Promotion ● Seasonal ● Transfer

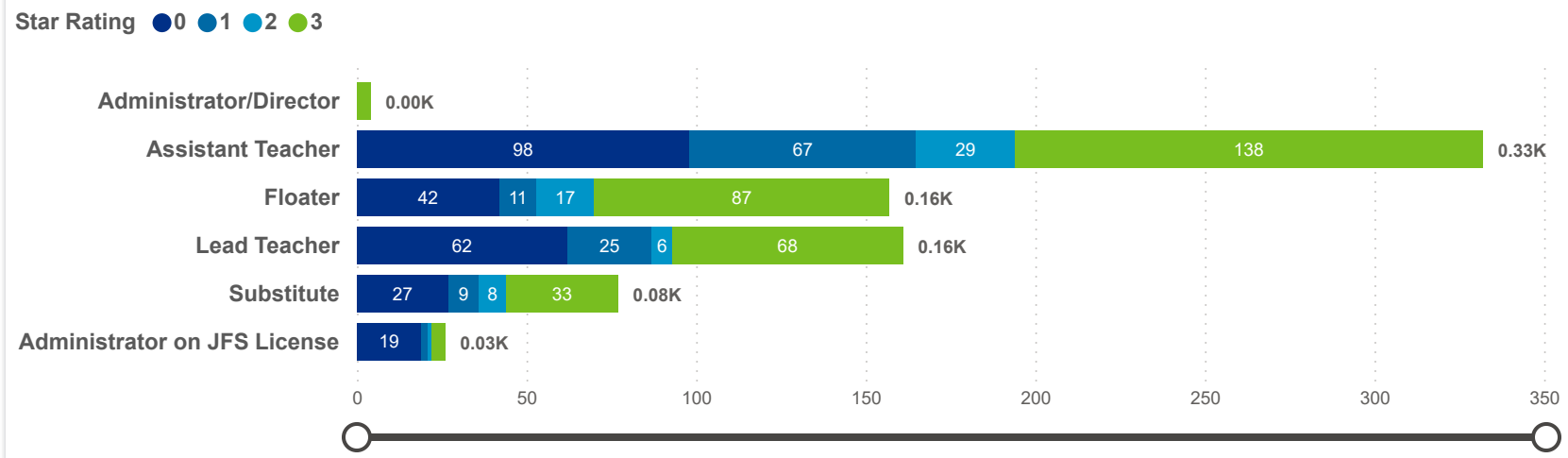


Date: 202507 | Program Type: Multiple select... | Job Title: All | Teacher Age Group: All | Education: All | TEACH Status: All
 202509 | Position Type: All | SUTQ Rating: All | Total Duration: 0.00 | Center Type: All | Publicly Funded: All | POWER Status: All
 SDA>County: SDA 8 | Beale Code: All | Student Age Group: All | POWER Levels: All



ADJUSTED WORKERS	TOTAL LEAVER	TOTAL STAYER	SELECTED PERIOD CHURN %
11,280	861	10,419	7.63%

Leaver by Job Title and Star Rating



County	Adjusted Workers	Workers	Workers %	Total Leaver	Total Stayer	Selected Period Churn %	Stayer %	Avg Monthly Churn	Selected Period Turnover %	Avg Monthly Turnover	Workload Median	Avg Star Rating
Fayette OH	263	182	2.17%	26	237	9.89%	90.11%	3.91%	20.15%	7.97%	3.00	2.56
Logan OH	256	200	2.39%	32	224	12.50%	87.50%	5.29%	19.53%	7.78%	5.74	2.04
Montgomery OH	6,235	4,534	54.14%	406	5,829	6.51%	93.49%	2.46%	14.95%	5.53%	5.69	1.96
Shelby OH	435	324	3.87%	28	407	6.44%	93.56%	2.36%	12.87%	4.72%	5.57	1.84
Preble OH	318	219	2.62%	17	301	5.35%	94.65%	2.00%	8.81%	3.30%	4.80	1.84
Clark OH	746	612	7.31%	78	668	10.46%	89.54%	4.13%	15.95%	6.22%	5.45	1.82
Champaign OH	274	206	2.46%	42	232	15.33%	84.67%	5.79%	25.91%	9.79%	4.65	1.75
Darke OH	315	245	2.93%	17	298	5.40%	94.60%	1.97%	13.02%	4.76%	4.71	1.47
Greene OH	1,636	1,315	15.70%	160	1,476	9.78%	90.22%	3.73%	17.42%	6.64%	5.83	1.40
Miami OH	803	646	7.71%	55	748	6.85%	93.15%	2.53%	10.46%	3.87%	6.13	0.80
Total	11,280	8,374	100.00%	861	10,419	7.63%	92.37%	2.89%	15.24%	5.70%	5.60	1.77

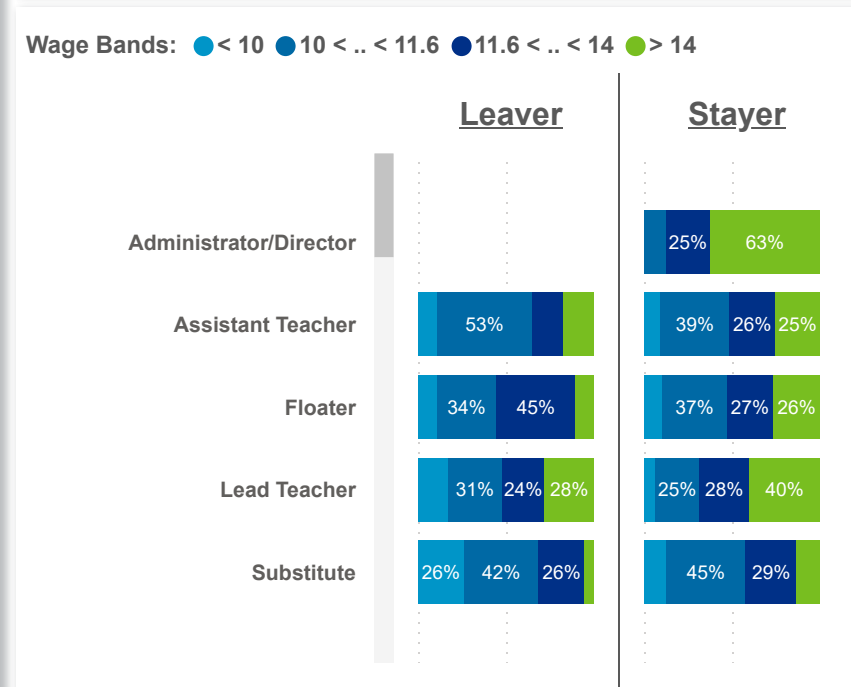
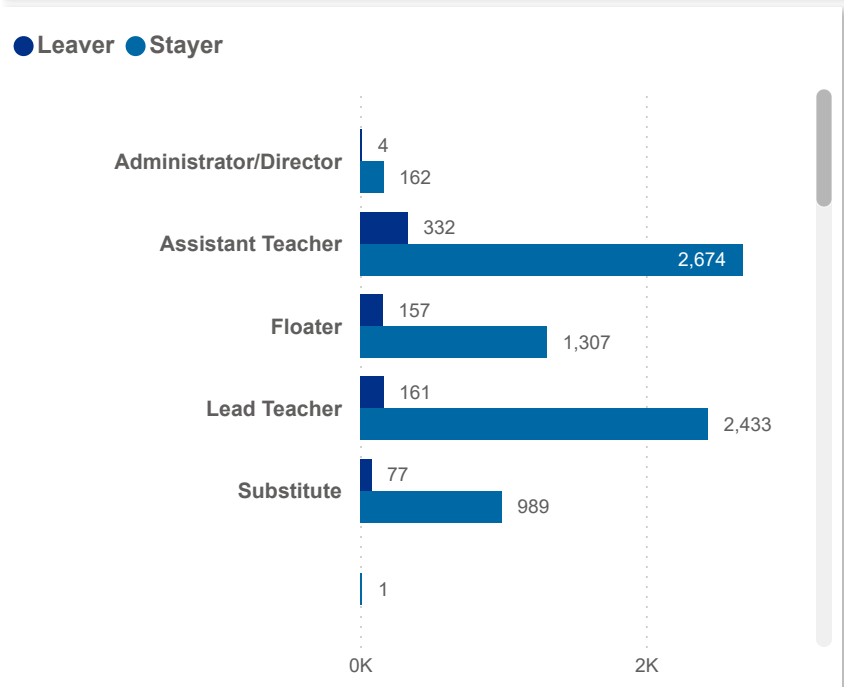
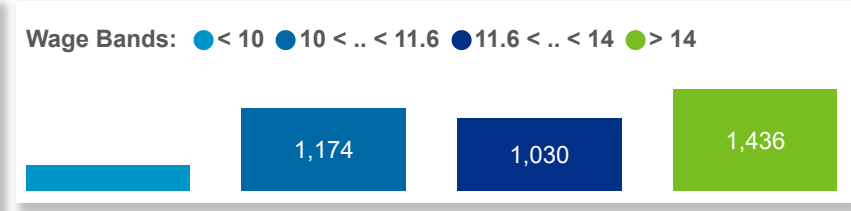
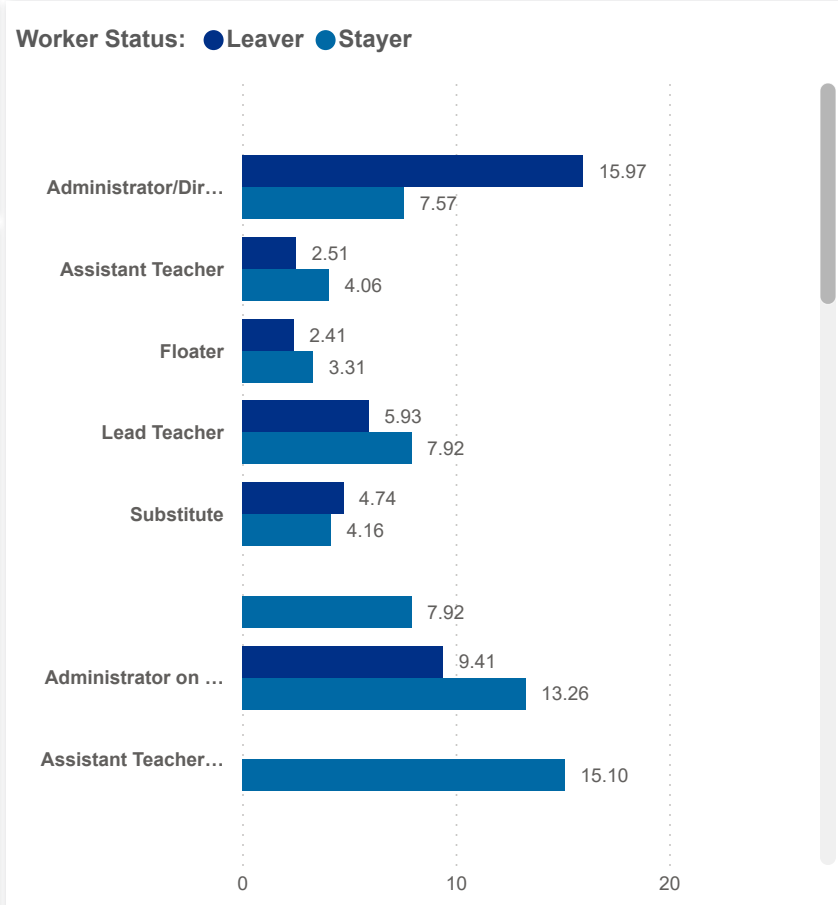



Date: Program Type:
 Job Title: Teacher Age Group: Education: TEACH Status:

Date: Position Type:
 SUTQ Rating: Total Duration: Center Type: Publicly Funded: POWER Status:

SDA>County: Beale Code: Student Age Group: POWER Levels:

NUMBER OF WORKERS		AVG ECE DURATION (In Years)		HOURLY WAGE BANDS (USD)	
TOTAL LEAVER	TOTAL STAYER	LEAVER	STAYER	LEAVER (Hourly Wage MED)	STAYER (Hourly Wage MED)
861	10,419	4.06	6.02	14.00	15.00





Date: Program Type:
 Job Title: Teacher Age Group: Education: TEACH Status:

Date: Position Type:
 SUTQ Rating: Total Duration: Center Type: Publicly Funded: POWER Status:

SDA>County: Beale Code: Student Age Group: POWER Levels:

NUMBER OF WORKERS

AVG ECE DURATION (In Years)

HOURLY WAGE BANDS (USD)

LEAVER

STAYER

7.63%

92.37%

LEAVER

STAYER

4.06

6.02

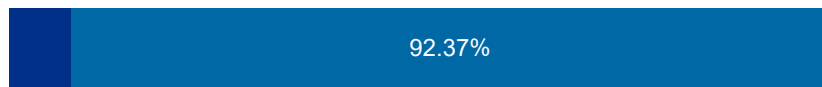
LEAVER (Hourly Wage MED)

STAYER (Hourly Wage MED)

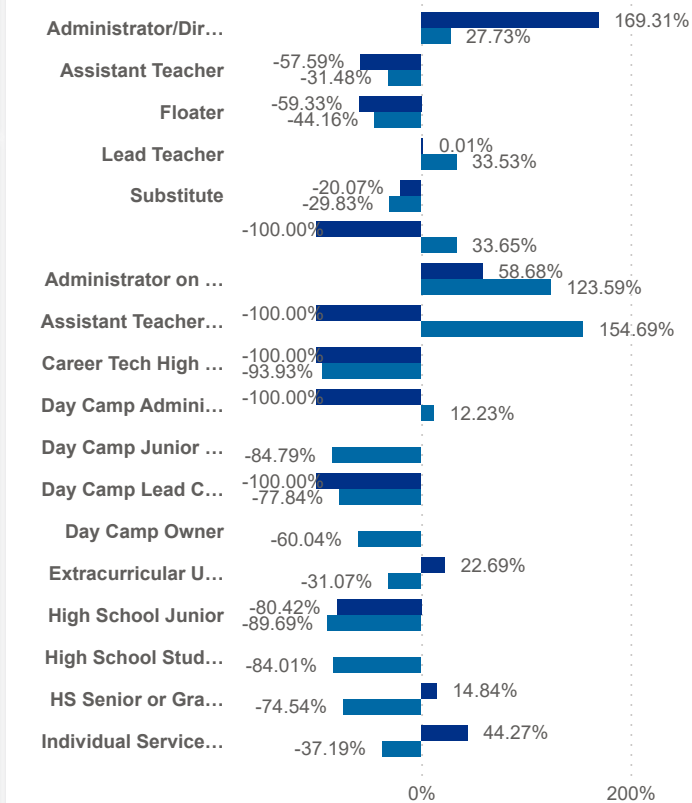
14.00

15.00

● Leaver % ● Stayer %



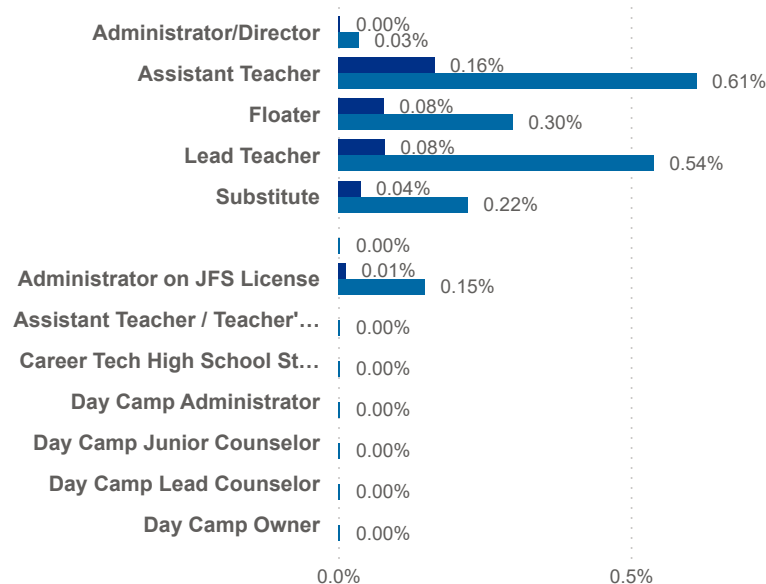
Worker Status: ● Leaver ● Stayer



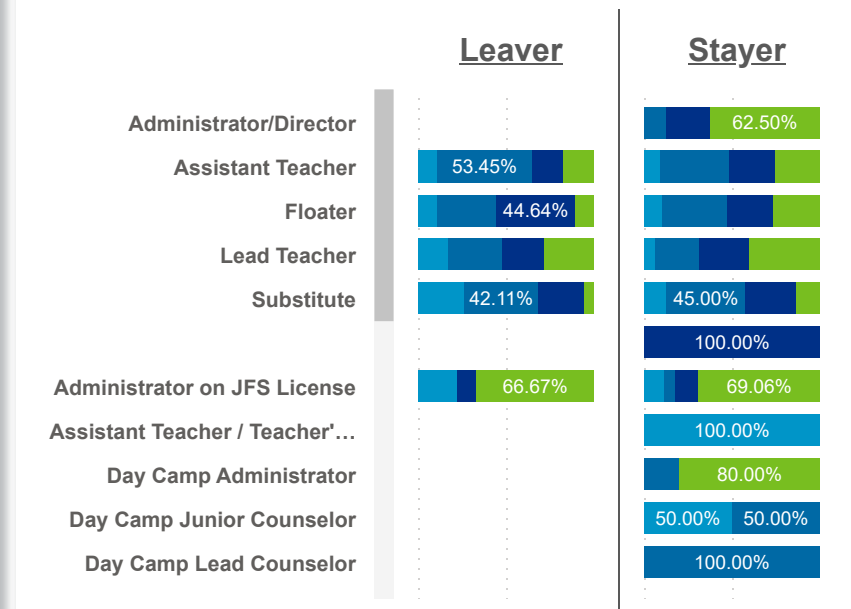
Wage Bands: ● < 10 ● 10 < .. < 11.6 ● 11.6 < .. < 14 ● > 14



Worker Status: ● Leaver ● Stayer



Wage Bands: ● < 10 ● 10 < .. < 11.6 ● 11.6 < .. < 14 ● > 14





Date: Program Type:
 Job Title: Teacher Age Group: Education: TEACH Status:

Date: Position Type:
 SUTQ Rating: Total Duration: Center Type: Publicly Funded: POWER Status:

SDA>County: Beale Code: Student Age Group: POWER Levels:

LEAVER (Avg Career Duration)

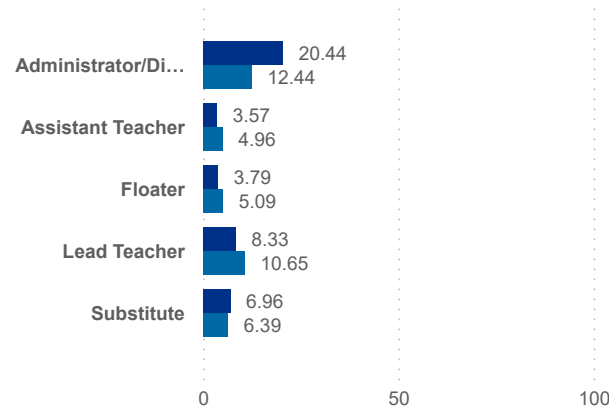
5.95

STAYER (Avg Career Duration)

10.58

Avg Career Duration by Job Title

Worker Status: ● Leaver ● Stayer



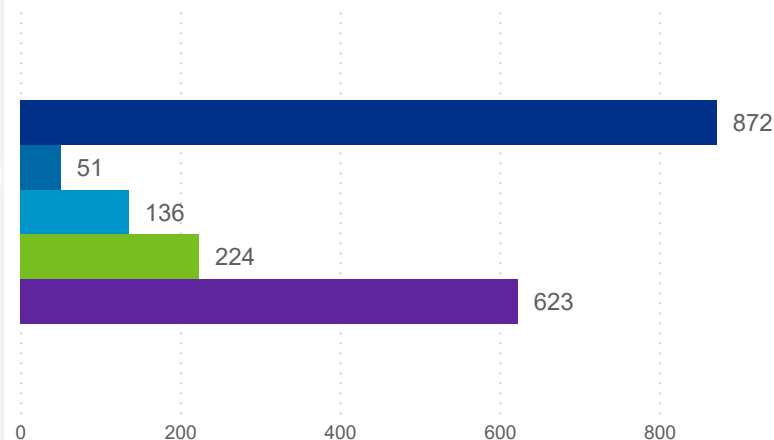
County	Job Title	Longest Serving Profile	\$ / hr	Seniority	Workload	Star Rating (M)
Champaign	Administrator/Director	2.23		Early	7.16	
Clark	Administrator/Director	3.35		Early	8.85	
Darke	Administrator/Director	2.23		Early	10.00	
Fayette	Administrator/Director	2.57		Early	3.57	
Greene	Administrator/Director	1.10		Early	5.50	
Logan	Administrator/Director	3.91		Early	21.60	
Miami	Administrator/Director	1.42		Early	7.95	
Montgomery	Administrator/Director	1.38		Early	8.00	
Preble	Administrator/Director	2.68		Early	4.33	
Shelby	Administrator/Director	2.79		Early	6.40	
Montgomery	Administrator/Director	1.94	30.00	Early	6.12	

TOTAL STAYER

10,419

Turnover Reasons

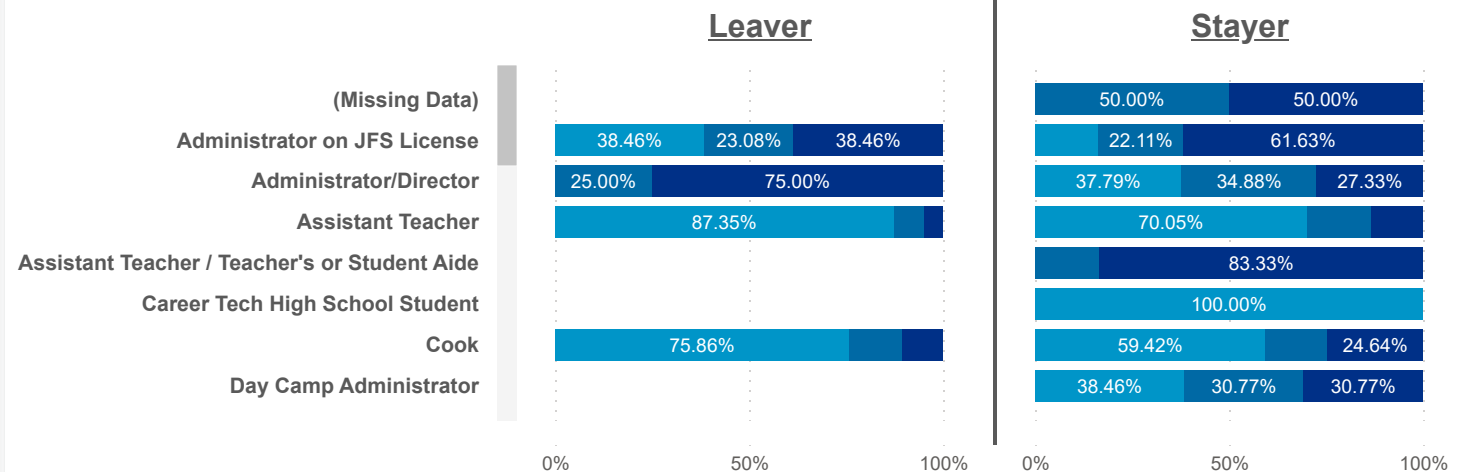
● Churn ● Internal ● Promotion ● Seasonal ● Transfer



STAYER (Promotion)

136

Seniority: ● Early ● Mid ● Senior





Date: Program Type:
 Job Title: Teacher Age Group: Education: TEACH Status:

Date: Position Type:
 SUTQ Rating: Total Duration: Center Type: Publicly Funded: POWER Status:

SDA>County: Beale Code: Student Age Group: POWER Levels:

LEAVER (Avg Career Duration)

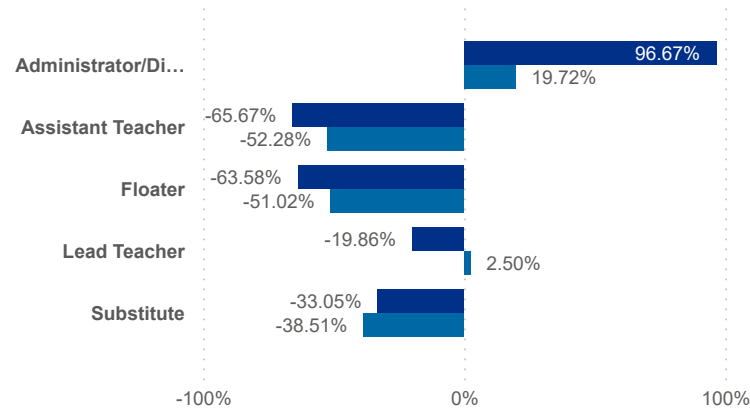
5.95

STAYER (Avg Career Duration)

10.58

Avg Career Duration by Job Title vs Mean

Worker Status: ● Leaver ● Stayer



County	Job Title	Longest Serving Profile	\$ / hr	Seniority	Workload	Star Rating (mean)
Fayette	Floater	0.00	40.00	Early	1.21	3.0
Greene	Substitute	0.00	13.25	Early	5.84	1.0
Fayette	Individual Service Provider Not Used in Ratio	0.00		Mid	2.75	3.0
Greene	Program Management Used in Ratio	0.00	19.98	Mid	9.07	3.0
Montgomery	Assistant Teacher	0.01	16.25	Early	5.15	3.0
Miami	Floater	0.01	17.25	Early	8.06	0.0
Montgomery	Administrator on JFS License	0.01	20.75	Senior	49.50	1.0
Montgomery	Other Staff Counted In Ratio	0.01	17.00	Early	1.27	3.0
Montgomery	Program Management Used in Ratio	0.01	24.74	Early	0.63	3.0
Montgomery	Cook	0.01	16.49	Senior	7.92	3.0

TOTAL STAYER

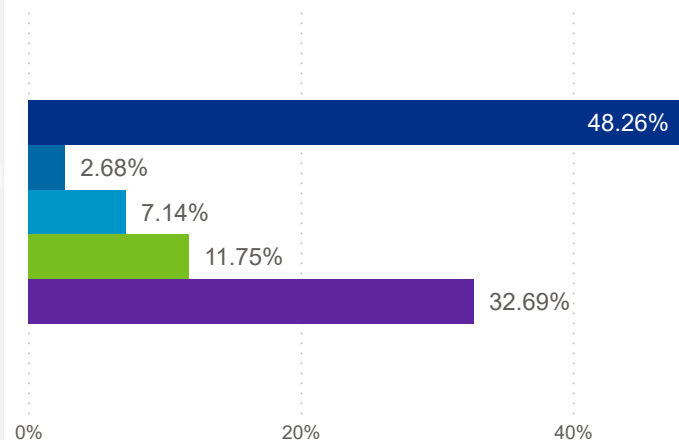
10,419

STAYER (Promotion)

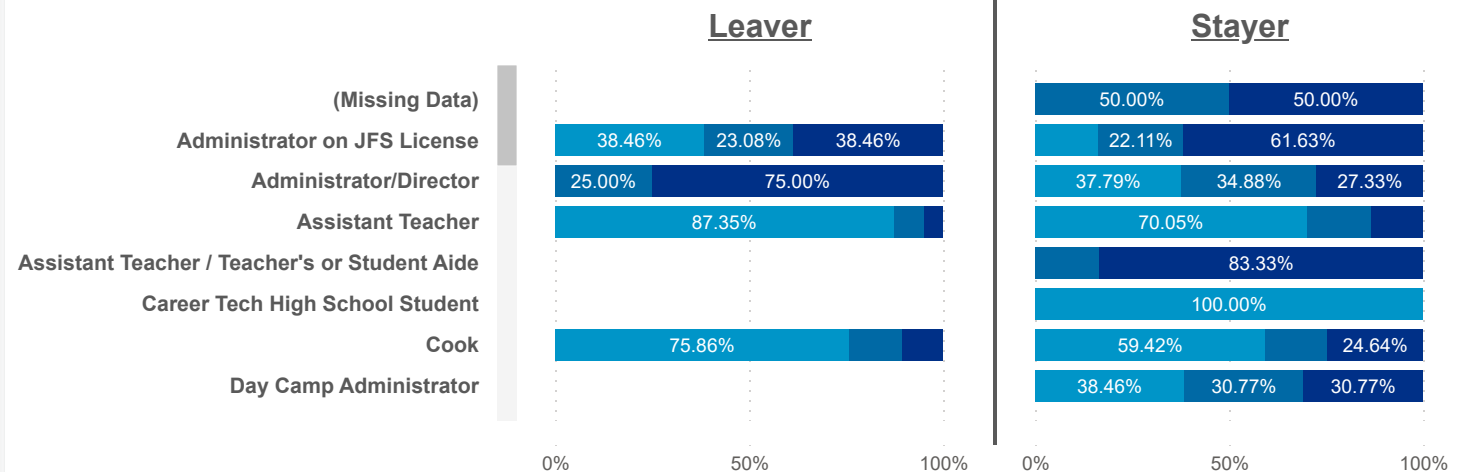
136

Turnover Reasons

● Churn ● Internal ● Promotion ● Seasonal ● Transfer



Seniority: ● Early ● Mid ● Senior





Date: Program Type:
 Job Title: Teacher Age Group: Education: TEACH Status:

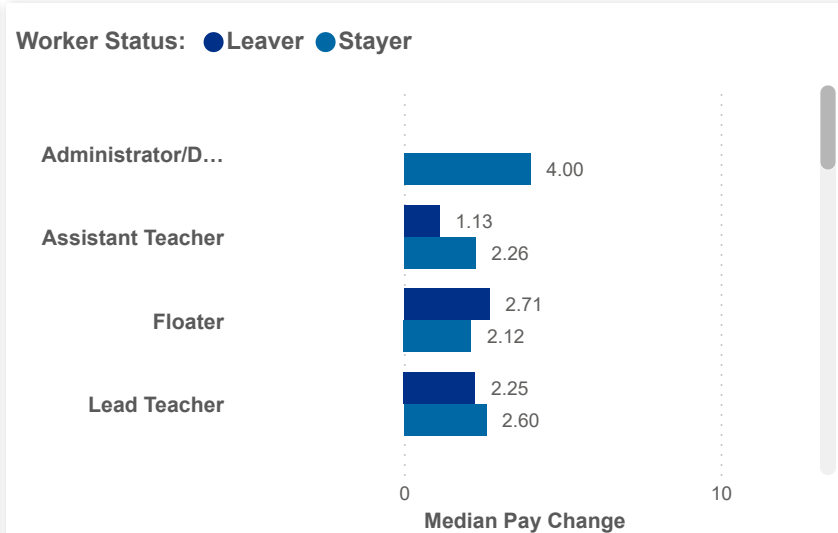
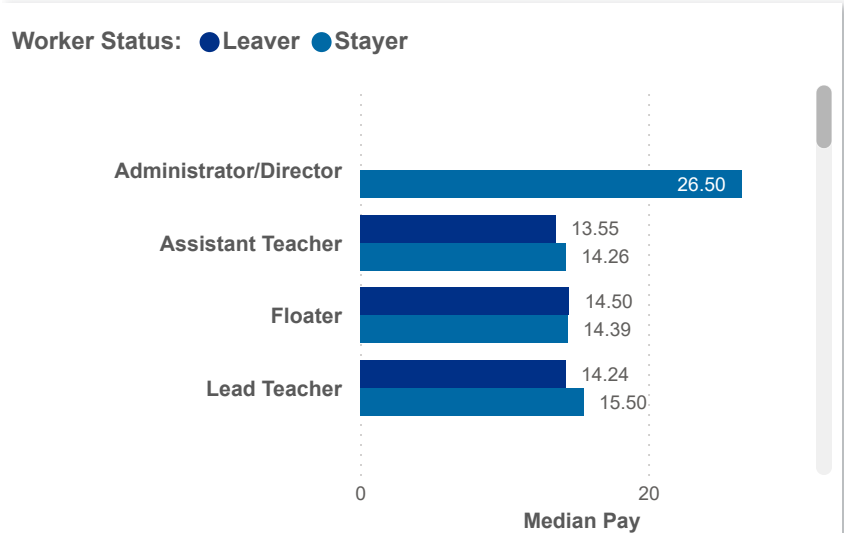
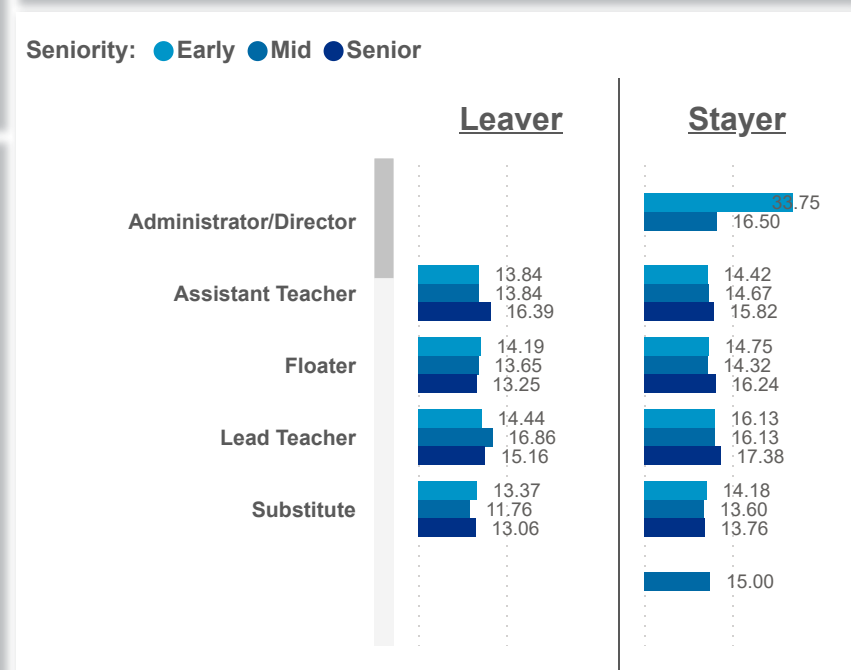
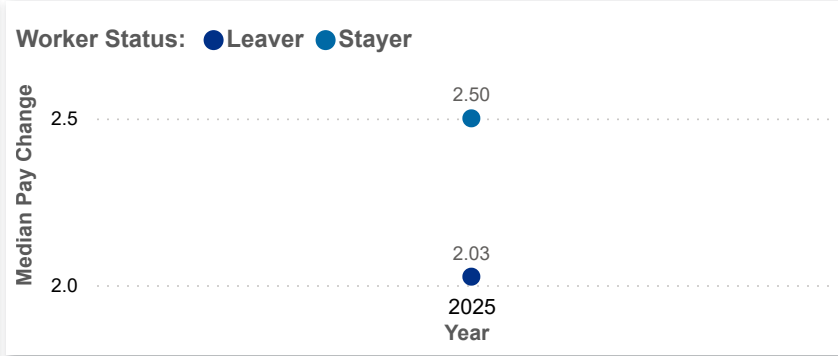
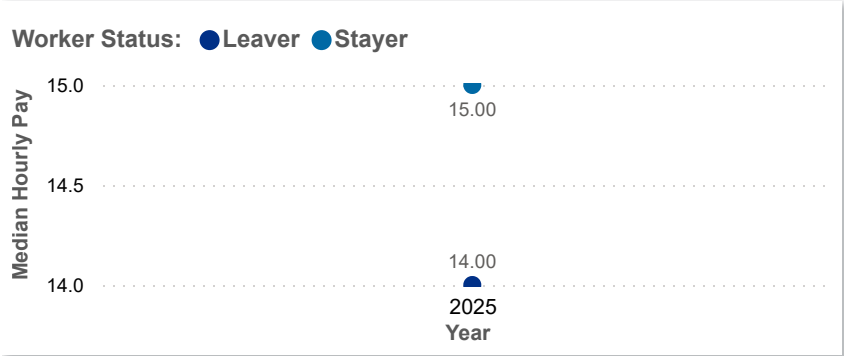
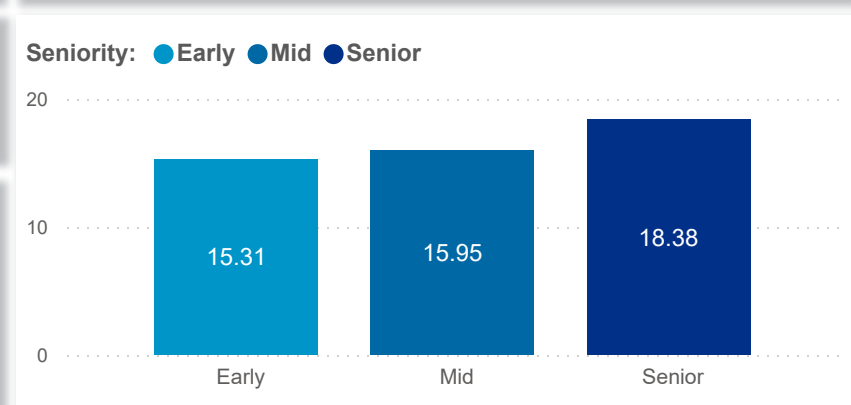
Date: Position Type:
 SUTQ Rating: Total Duration: Center Type: Publicly Funded: POWER Status:

SDA>County: Total Duration: Beale Code: Student Age Group: POWER Levels:

PAY MEDIAN (USD)

PAY PROGRESSION (USD)

PAY & CAREER SENIORITY (USD)





Date: 202507 | Program Type: Multiple select... | Job Title: All | Teacher Age Group: All | Education: All | TEACH Status: All
 202509 | Position Type: All | SUTQ Rating: All | Total Duration: 0.00 | Center Type: All | Publicly Funded: All | POWER Status: All
 SDA>County: SDA 8 | Beale Code: All | Student Age Group: All | POWER Levels: All

PAY MEDIAN (USD)

LEAVER

14.00

STAYER

15.00

Worker Status: ● Leaver ● Stayer



PAY PROGRESSION (USD)

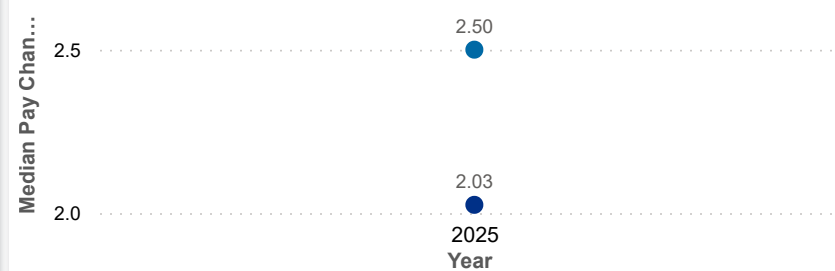
LEAVER

0.48

STAYER

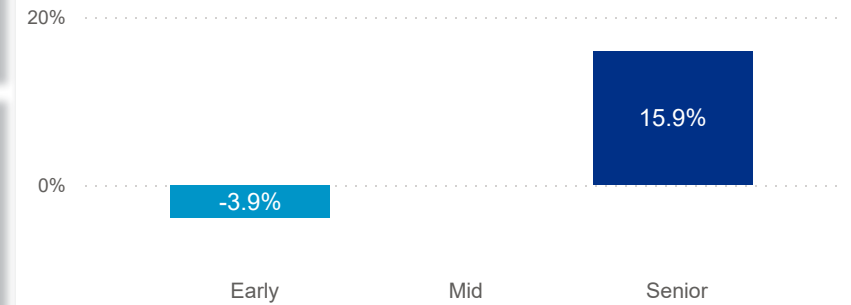
0.82

Worker Status: ● Leaver ● Stayer



PAY & CAREER SENIORITY (USD)

Seniority: ● Early ● Mid ● Senior



Seniority: ● Early ● Mid ● Senior

Worker Status: ● Leaver ● Stayer

Administrator/Director

-100.0% | 76.7%

Assistant Teacher

-9.7% | -4.9%

Floater

-3.3% | -4.1%

Lead Teacher

-5.1% | 3.3%

Deviation from Median Salary (Total %) -...

Worker Status: ● Leaver ● Stayer

Administrator/Director

-100.0% | 60.0%

Assistant Teacher

-55.0% | -9.6%

Floater

-15.2% | 8.2%

Lead Teacher

-10.0% | 4.0%

Deviation from Median Salary Change (Total %...

Leaver

Stayer

Administrator/Director

-100.0% | -100.0% | -100.0%

Assistant Teacher

-9.7% | -5.9% | 13.5%

Floater

-10.6% | -15.1% | 0.0%

Lead Teacher

-6.7% | -5.0% | 3.3%

Substitute

-7.7% | -20.0% | -16.7%

-100.0% | -100.0% | -100.0%

-100.0% | -100.0%

-100.0%

-6.7% | 3.3% | 6.7%

-100.0% | -3.3% | 3.3%

-4.1% | -6.7% | 0.0%

0.0% | 1.0% | 8.3%

-7.7% | -10.0% | -6.9%

-100.0% | -100.0%

-100.0%



Date: Program Type:
 Job Title: Teacher Age Group: Education: TEACH Status:

Date: Position Type:
 SUTQ Rating: Total Duration: Center Type: Publicly Funded: POWER Status:

SDA>County: Beale Code: Student Age Group: POWER Levels:

Workload Median (Total)

5.60

Workload Median (Leaver)

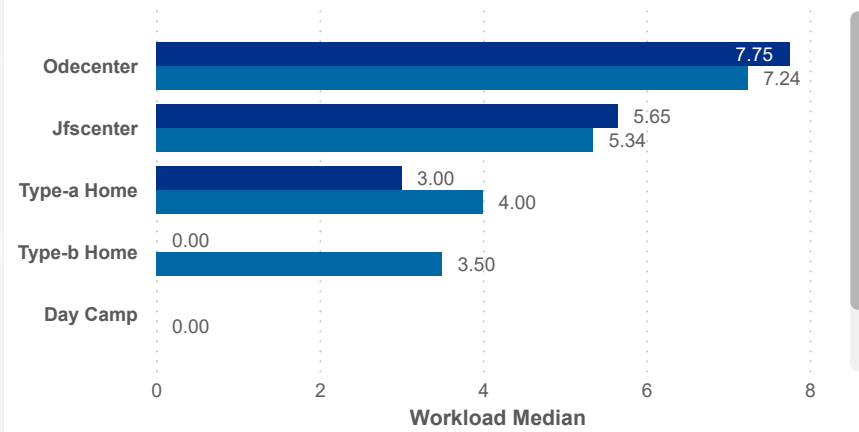
5.78

Workload Median (Stayer)

5.60

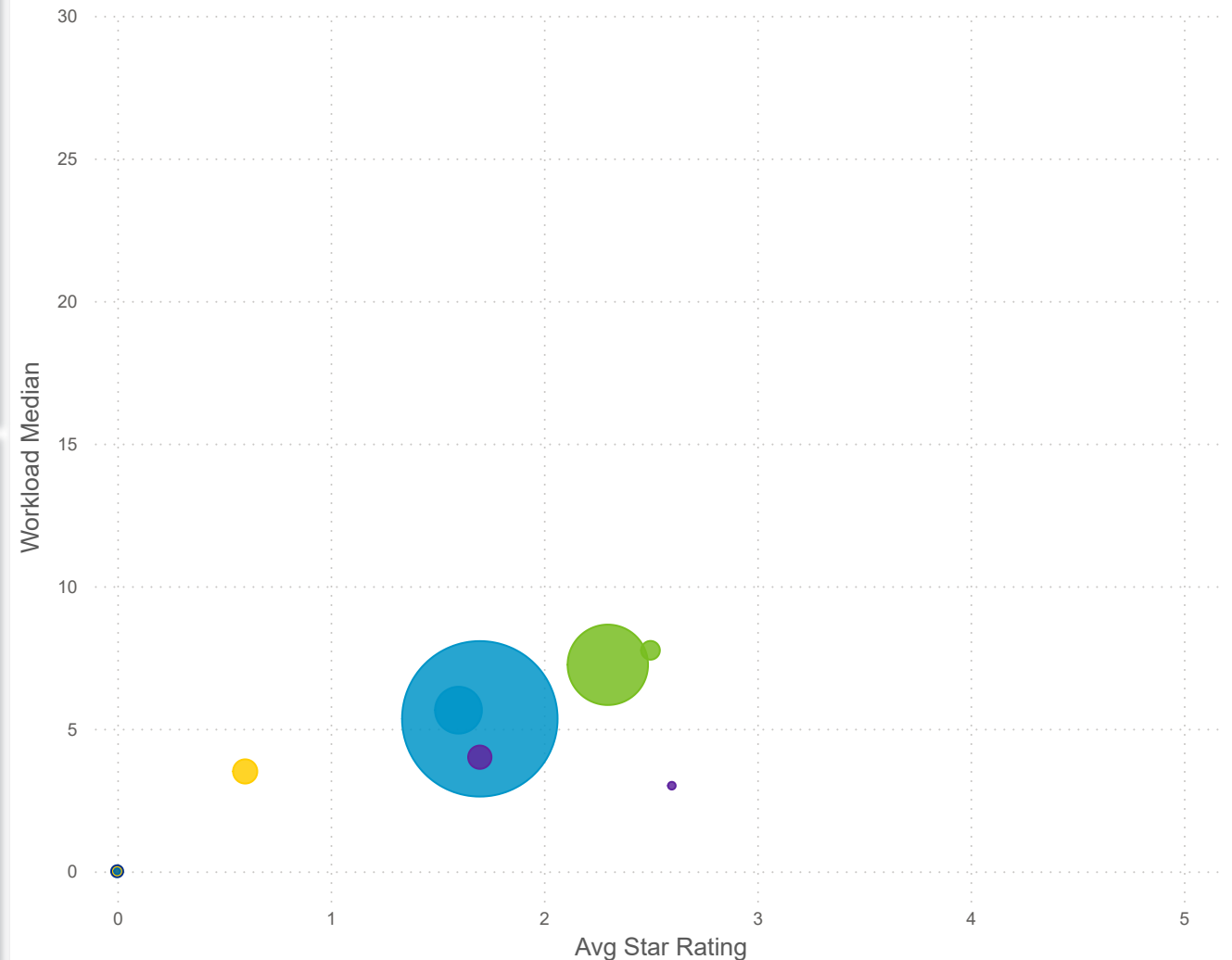
Workload Median

Worker status ● Leaver ● Stayer



Star Rating Mean, Workload Median, and Number of Users by Worker Status and Center Type

Center Type: ● Day Camp ● Inhome Aide ● Jfscenter ● Odecenter ● Type-a Home ● Type-b Home

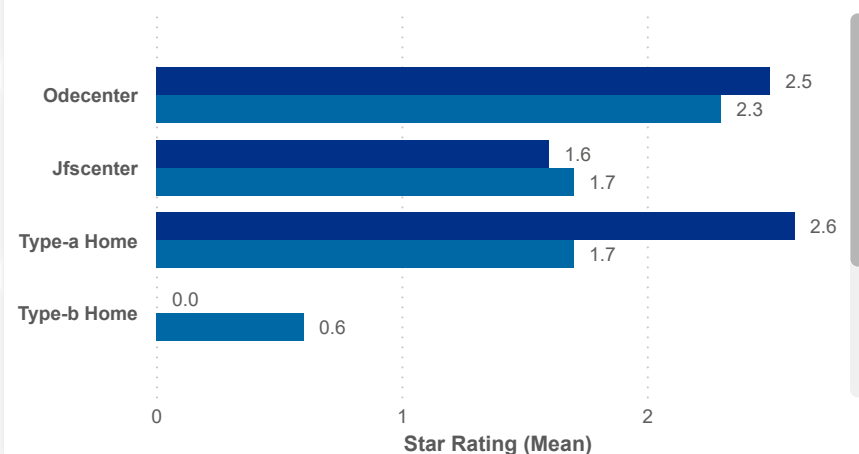


Star Rating Mean (Total)

1.8

Star Rating Mean

Worker status ● Leaver ● Stayer



Star Rating Mean (Leaver)

1.7

Star Rating Mean (Stayer)

1.8



Date: Program Type:
 Job Title: Teacher Age Group: Education: TEACH Status:

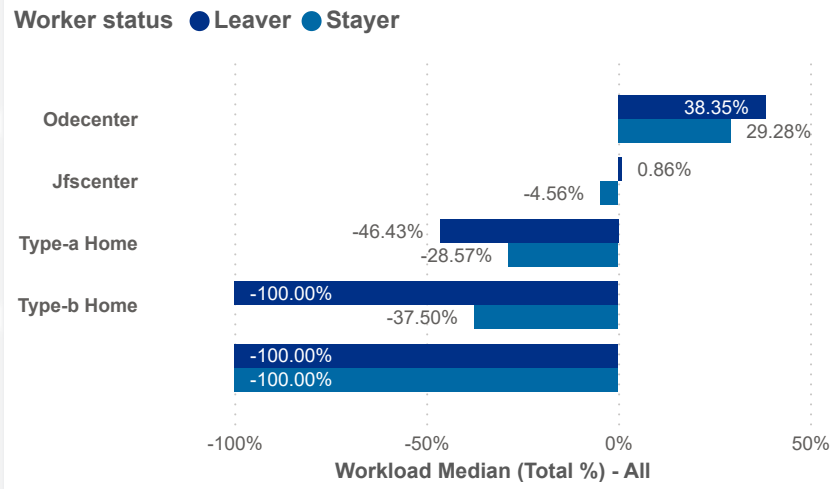
Date: Position Type:
 SUTQ Rating: Total Duration: Center Type: Publicly Funded: POWER Status:

SDA>County: Beale Code: Student Age Group: POWER Levels:

Workload Median (Total)

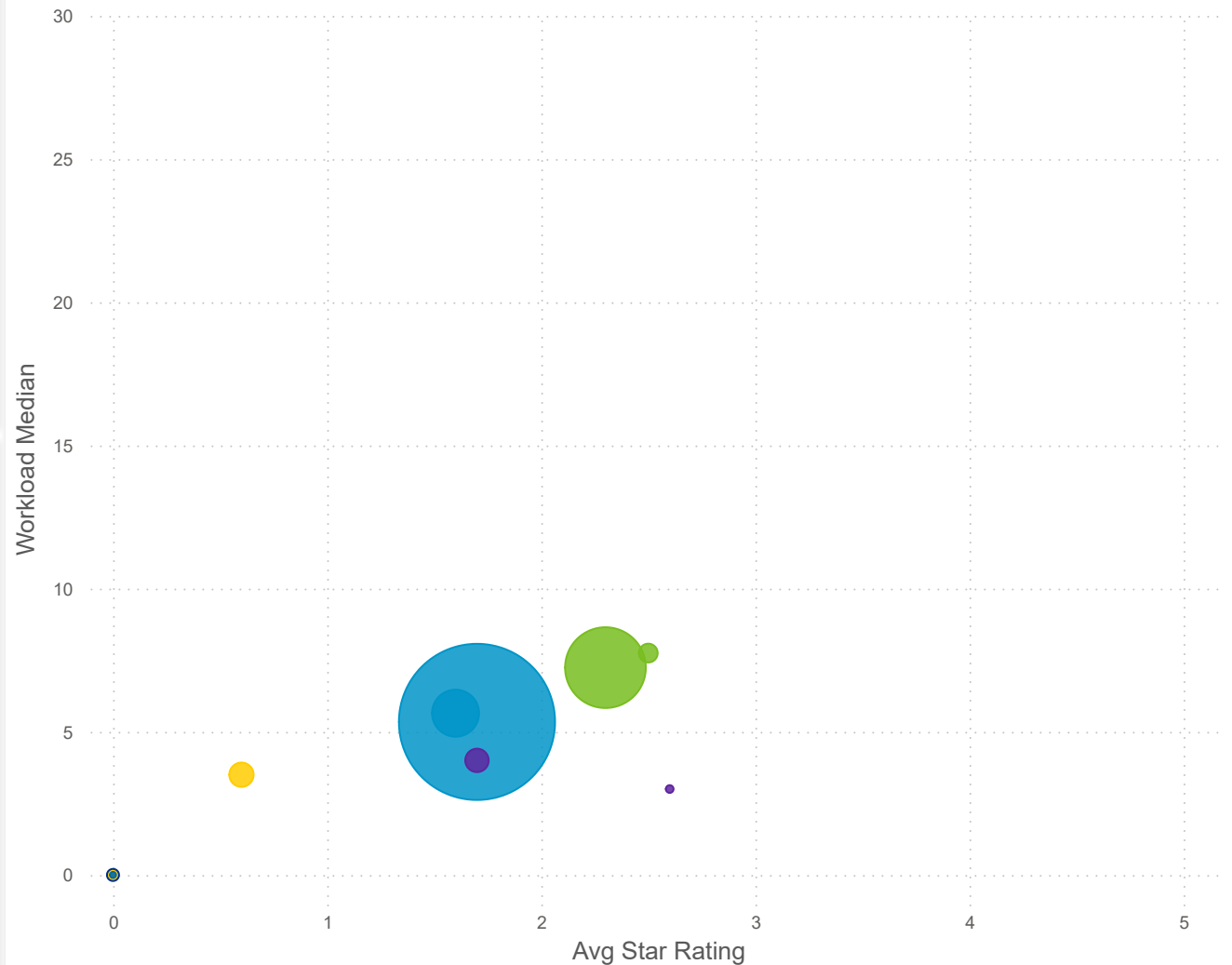
5.60

Workload Median (Total %)



Star Rating Mean, Workload Median, and Number of Users by Worker Status and Center Type

Center Type: ● Day Camp ● Inhome Aide ● Jfscenter ● Odecenter ● Type-a Home ● Type-b Home



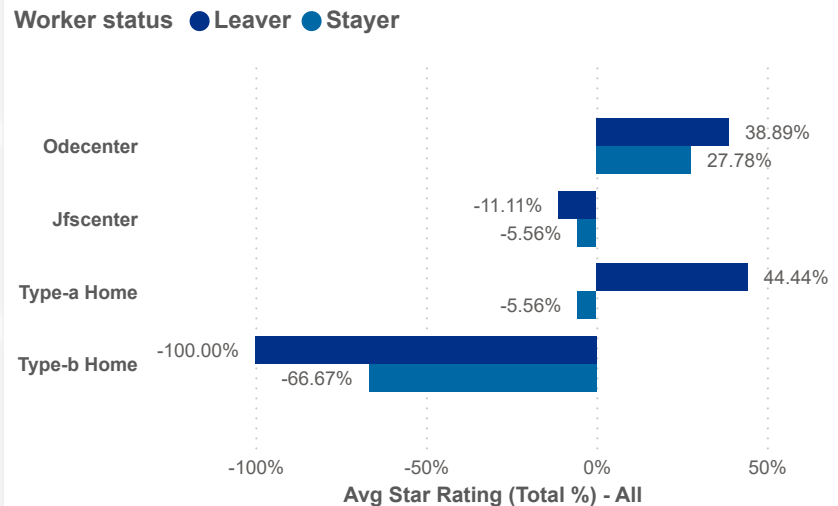
Workload Median (Leaver)

5.78

Workload Median (Stayer)

5.60

Star Rating Mean (Total %)



Star Rating Mean (Total)

1.8

Star Rating Mean (Leaver)

1.7

Star Rating Mean (Stayer)

1.8

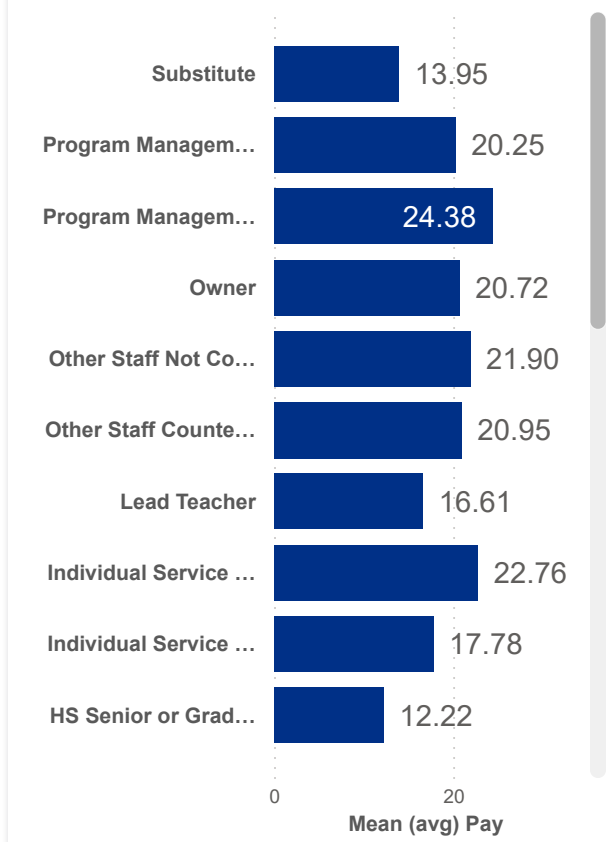
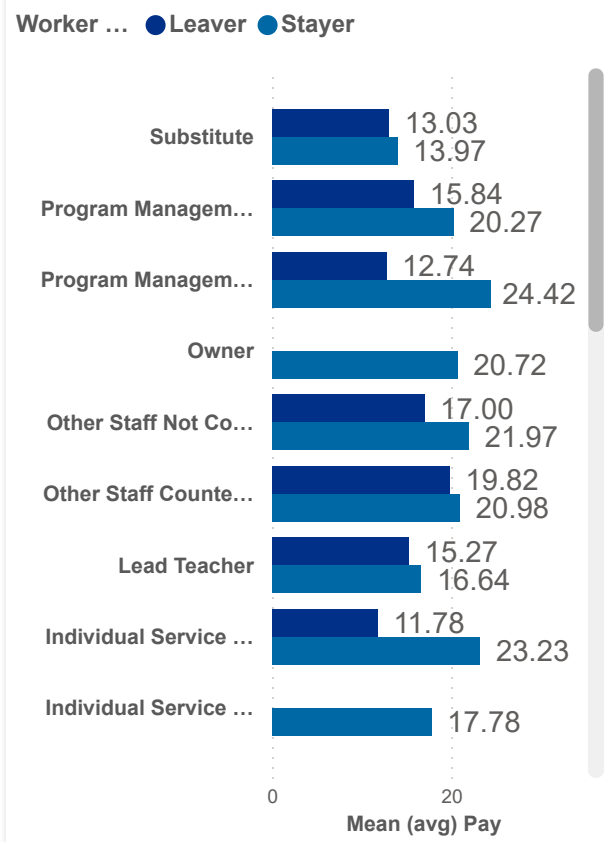
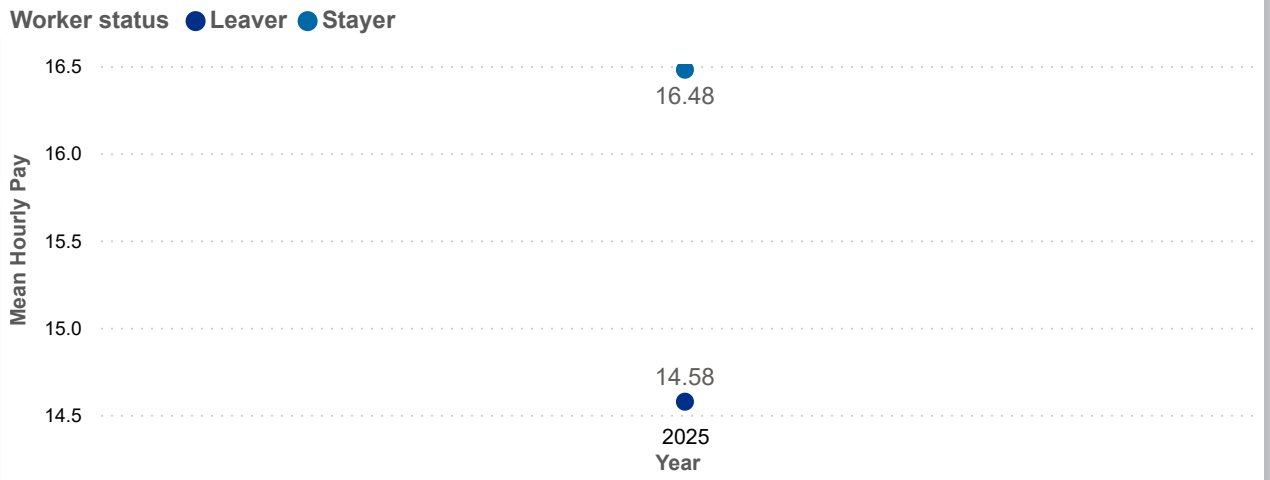


Date: 202507 Program Type: Multiple select... Job Title: All Teacher Age Group: All Education: All TEACH Status: All
 202509 Position Type: All Credential: All TEACH Models: All
 SDA>County: SDA 8 SUTQ Rating: All Total Duration: 0.00 Center Type: All Publicly Funded: All POWER Status: All
 100.00 Beale Code: All Student Age Group: All POWER Levels: All

PAY MEAN (USD)



Salary Mean by Year and Worker Status



Combined Salary Mean by Year and Worker Status

