

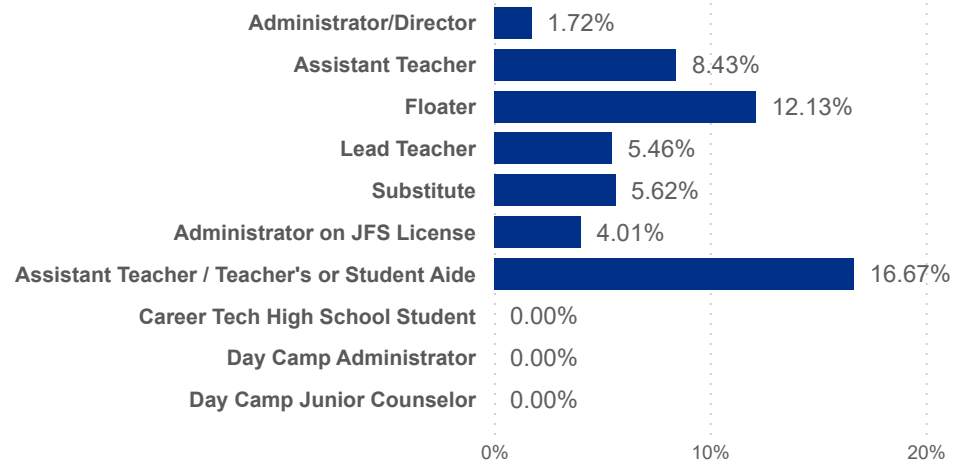


Date:  Program Type: 
 Job Title:  Teacher Age Group:  Education:  TEACH Status:

Date:  Position Type: 
 SUTQ Rating:  Total Duration:  Center Type:  Publicly Funded:  POWER Status:

SDA>County:  Beale Code:  Student Age Group:  POWER Levels:

## Avg Monthly Turnover Rates by Job Title



### Avg Monthly Turnover

**6.33%**

### Adjusted Workers

**3,380**

### Total Leaver

**322**

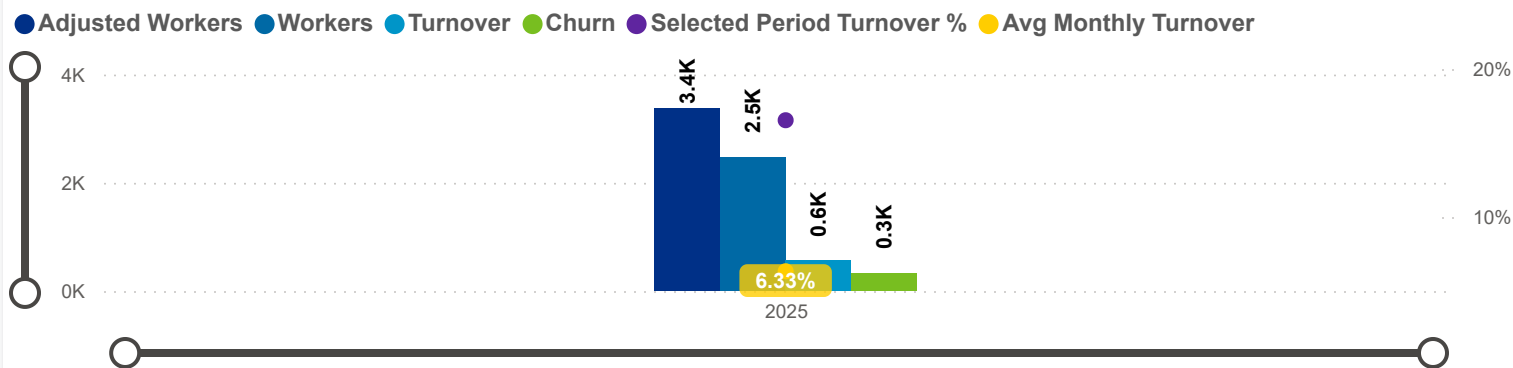
### Total Stayer

**3,058**

### Sel Period Turnover

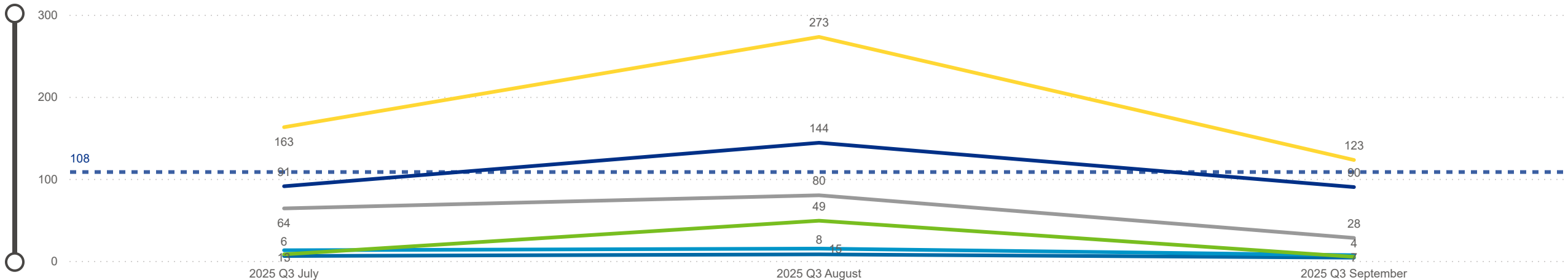
**16.54%**

## Avg Monthly Turnover and Number of Workers



## Categorization by Time Series

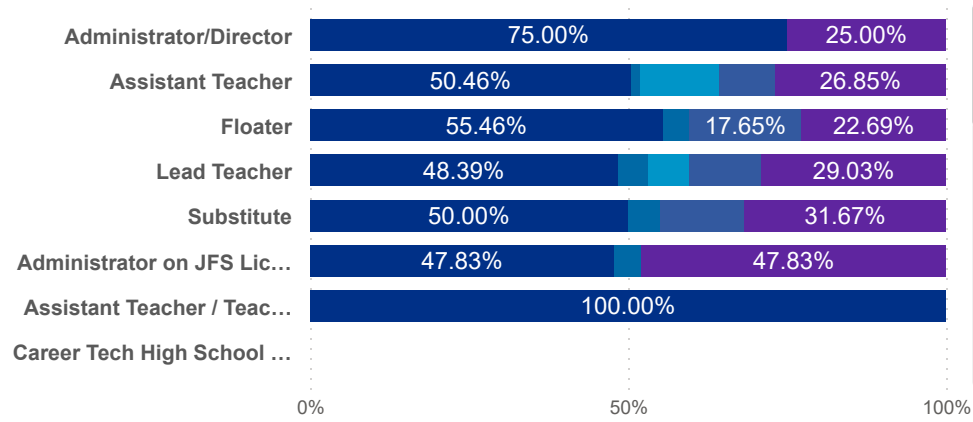
● Churn ● Internal ● Promotion ● Seasonal ● Transfer ● Turnover



Date: 202507 | Program Type: Multiple select... | Job Title: All | Teacher Age Group: All | Education: All | TEACH Status: All  
 202509 | Position Type: All | SUTQ Rating: All | Total Duration: 0.00 | Center Type: All | Publicly Funded: All | POWER Status: All  
 SDA>County: SDA 7 | Beale Code: All | Student Age Group: All | POWER Levels: All

### Job Change Reasons by Job Title

● Churn ● Internal ● Promotion ● Seasonal ● Transfer



Avg Monthly Churn

**3.68%**

Adjusted Workers

**3,380**

Workload Median

**5.36**

Pay Median USD / hr

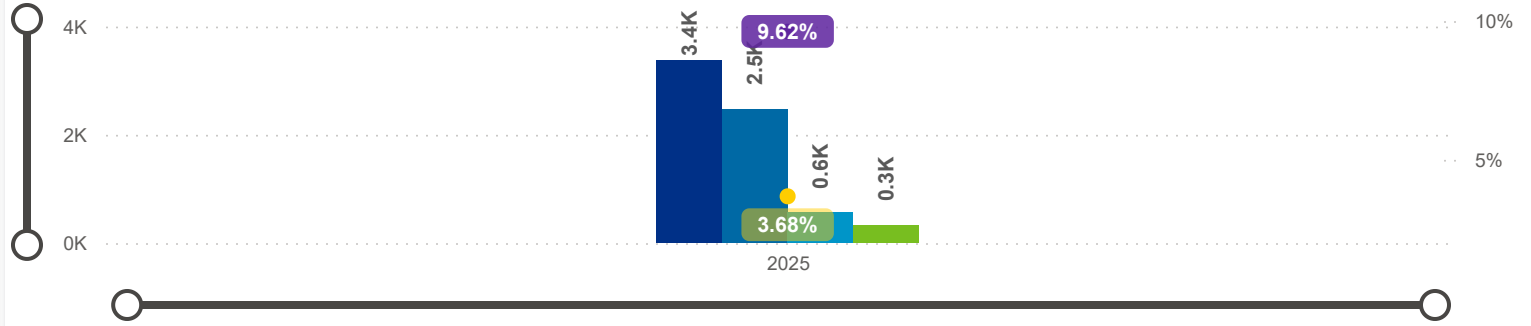
**13.85**

Avg ECE Duration

**5.62**

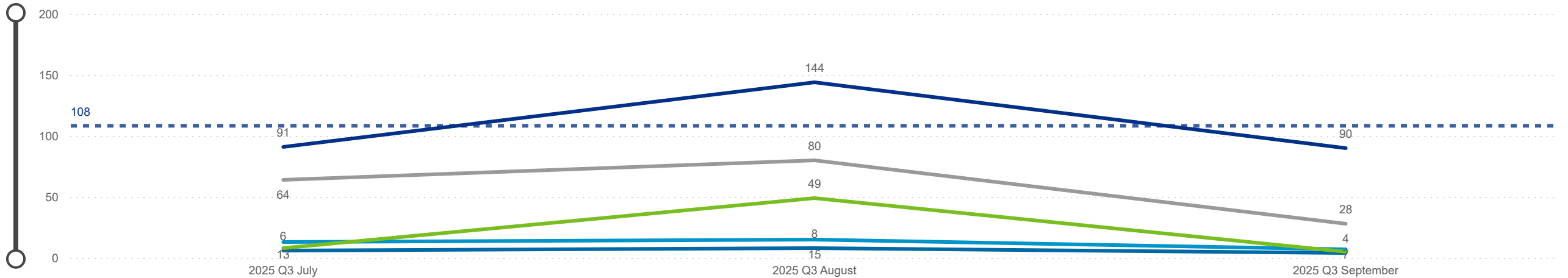
### Avg Monthly Churn and Number of Workers

● Adjusted Workers ● Workers ● Turnover ● Churn ● Selected Period Churn % ● Avg Monthly Churn

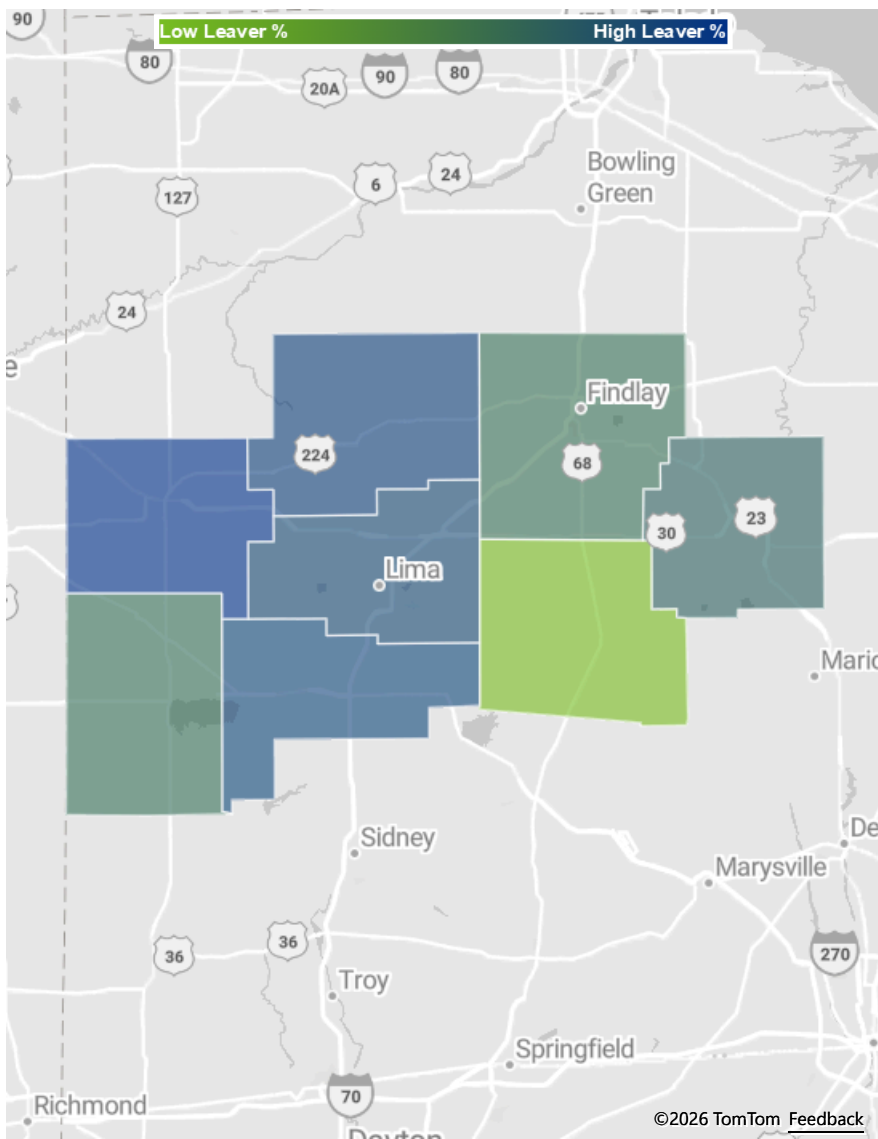


### Categorization by Time Series

● Churn ● Internal ● Promotion ● Seasonal ● Transfer

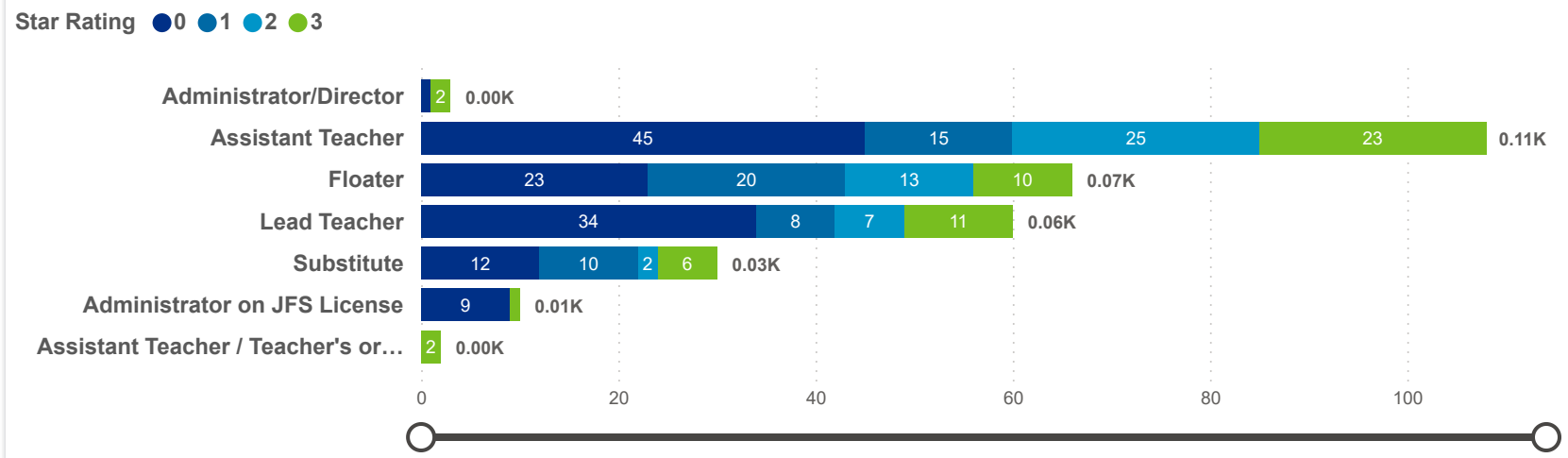


Date: 202507 Program Type: Multiple select...  
 Job Title: All Teacher Age Group: All Education: All TEACH Status: All  
 202509 Position Type: All Credential: All TEACH Models: All  
 SDA>County: SDA 7 SUTQ Rating: All Total Duration: 0.00 Center Type: All Publicly Funded: All POWER Status: All  
 100.00 Beale Code: All Student Age Group: All POWER Levels: All



<b>ADJUSTED WORKERS</b>	<b>TOTAL LEAVER</b>	<b>TOTAL STAYER</b>	<b>SELECTED PERIOD CHURN %</b>
<b>3,380</b>	<b>322</b>	<b>3,058</b>	<b>9.53%</b>

**Leaver by Job Title and Star Rating**



County	Adjusted Workers	Workers	Workers %	Total Leaver	Total Stayer	Selected Period Churn %	Stayer %	Avg Monthly Churn	Selected Period Turnover %	Avg Monthly Turnover	Workload Median	Avg Star Rating
Hardin OH	231	157	6.35%	7	224	3.03%	96.97%	1.13%	6.49%	2.42%	5.71	2.16
Van Wert OH	232	170	6.88%	29	203	12.50%	87.50%	5.03%	15.95%	6.41%	7.00	2.04
Allen OH	1,076	749	30.30%	116	960	10.78%	89.22%	4.26%	19.70%	7.79%	5.13	1.53
Hancock OH	779	586	23.71%	63	716	8.09%	91.91%	3.01%	14.63%	5.37%	5.00	1.31
Auglaize OH	277	209	8.45%	31	246	11.19%	88.81%	4.43%	20.22%	8.00%	5.75	1.07
Mercer OH	325	262	10.60%	27	298	8.31%	91.69%	3.36%	13.85%	5.22%	6.00	1.04
Wyandot OH	154	124	5.02%	14	140	9.09%	90.91%	3.28%	10.39%	3.75%	4.98	0.78
Putnam OH	306	252	10.19%	35	271	11.44%	88.56%	4.40%	20.92%	8.04%	5.10	0.43
<b>Total</b>	<b>3,380</b>	<b>2,472</b>	<b>100.00%</b>	<b>322</b>	<b>3,058</b>	<b>9.53%</b>	<b>90.47%</b>	<b>3.68%</b>	<b>16.54%</b>	<b>6.33%</b>	<b>5.36</b>	<b>1.33</b>



Date:	202507	Program Type:	Multiple select... ▾	Job Title:	All ▾	Teacher Age Group:	All ▾	Education:	All ▾	TEACH Status:	All ▾
	202509	Position Type:	All ▾					Credential:	All ▾	TEACH Models:	All ▾
SDA>County:	SDA 7 ▾	SUTQ Rating:	All ▾	Total Duration:	0.00	Center Type:	All ▾	Publicly Funded:	All ▾	POWER Status:	All ▾
					100.00	Beale Code:	All ▾	Student Age Group:	All ▾	POWER Levels:	All ▾

NUMBER OF WORKERS		AVG ECE DURATION (In Years)		HOURLY WAGE BANDS (USD)	
TOTAL LEAVER	TOTAL STAYER	LEAVER	STAYER	LEAVER (Hourly Wage MED)	STAYER (Hourly Wage MED)
<b>322</b>	<b>3,058</b>				



Date:  Program Type: 
 Job Title:  Teacher Age Group:  Education:  TEACH Status:

Date:  Position Type: 
 SUTQ Rating:  Total Duration:  Center Type:  Publicly Funded:  POWER Status:

SDA>County:  Beale Code:  Student Age Group:  POWER Levels:

### NUMBER OF WORKERS

### AVG ECE DURATION (In Years)

### HOURLY WAGE BANDS (USD)

LEAVER

STAYER

# 9.53%

# 90.47%

LEAVER

STAYER

# 4.26

# 5.71

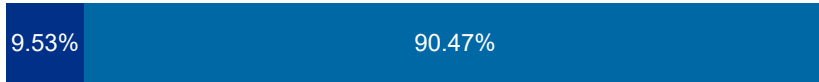
LEAVER (Hourly Wage MED)

STAYER (Hourly Wage MED)

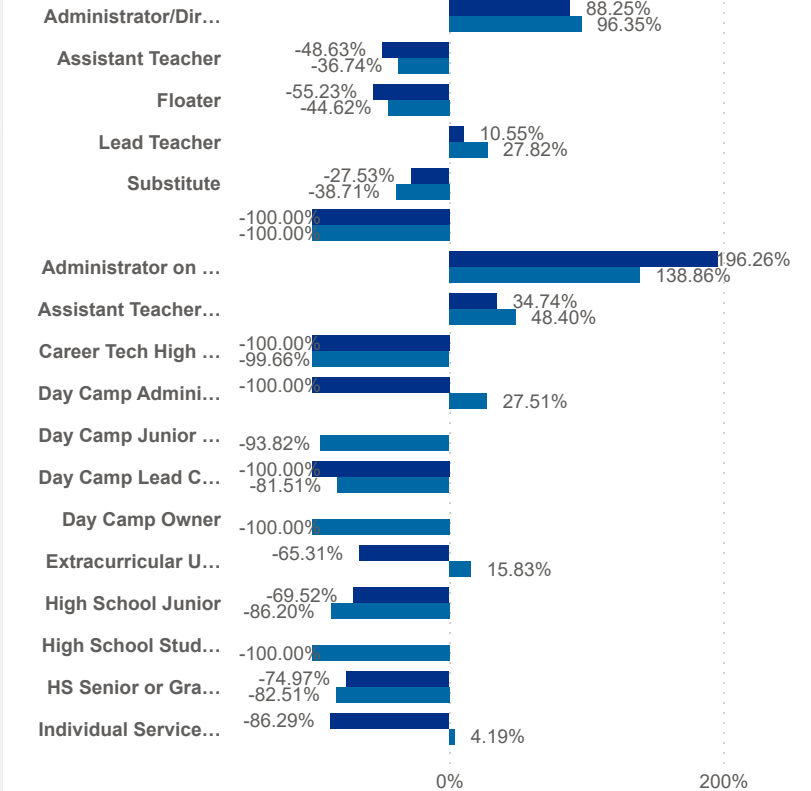
# 12.50

# 14.00

● Leaver % ● Stayer %



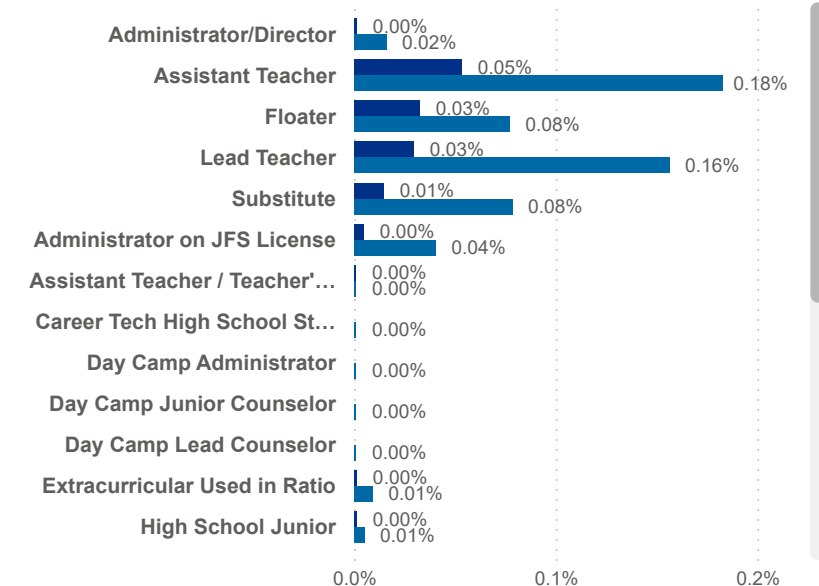
Worker Status: ● Leaver ● Stayer



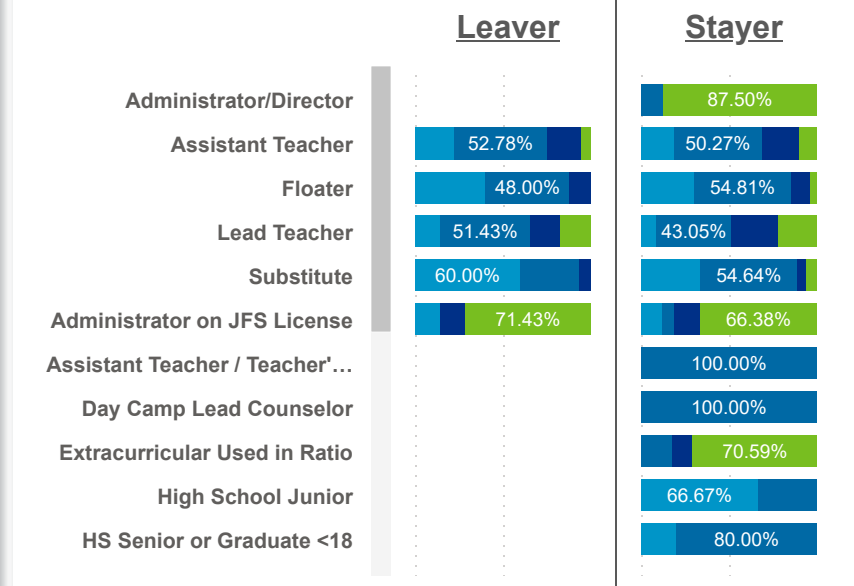
Wage Bands: ● < 10 ● 10 < .. < 11.6 ● 11.6 < .. < 14 ● > 14



Worker Status: ● Leaver ● Stayer



Wage Bands: ● < 10 ● 10 < .. < 11.6 ● 11.6 < .. < 14 ● > 14





Date:  Program Type: 
 Job Title:  Teacher Age Group:  Education:  TEACH Status:

Date:  Position Type: 
 SUTQ Rating:  Total Duration:  Center Type:  Publicly Funded:  POWER Status:

SDA>County:  Beale Code:  Student Age Group:  POWER Levels:

### LEAVER (Avg Career Duration)

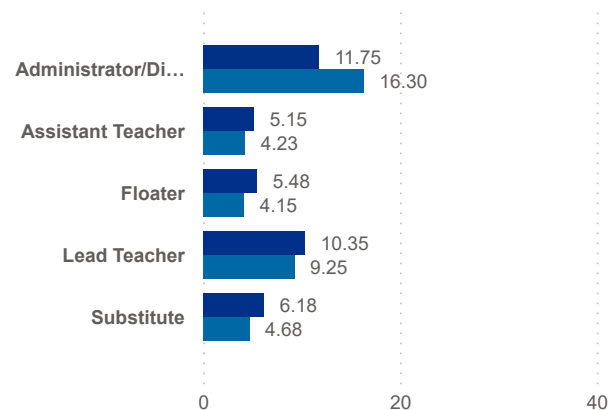
# 7.64

### STAYER (Avg Career Duration)

# 8.64

## Avg Career Duration by Job Title

Worker Status: ● Leaver ● Stayer



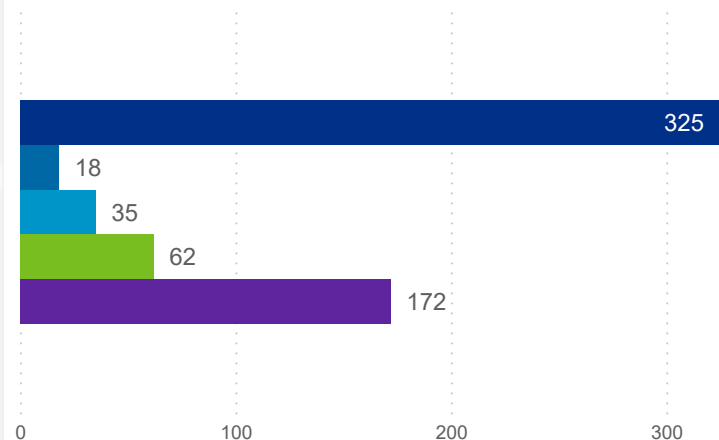
County	Job Title	Longest Serving Profile	\$ / hr	Seniority	Workload	Star Rating (Mea
Allen	Administrator/Director	4.00		Early	20.25	C
Auglaize	Administrator/Director	1.31		Early	8.22	2
Hancock	Administrator/Director	2.77		Early	8.16	1
Hardin	Administrator/Director	2.50		Early	9.15	1
Mercer	Administrator/Director	1.88		Early	8.25	2
Van Wert	Administrator/Director	3.63		Early	5.08	2
Wyandot	Administrator/Director	1.98		Early	10.20	C
Allen	Administrator/Director	4.30	13.00	Early	18.00	C
Van Wert	Administrator/Director	0.05	26.79	Early	31.50	C
Hardin	Administrator/Director	2.89	30.00	Early	12.07	C
Putnam	Administrator/Director	2.94	30.00	Early	20.00	3

### TOTAL STAYER

# 3,058

## Turnover Reasons

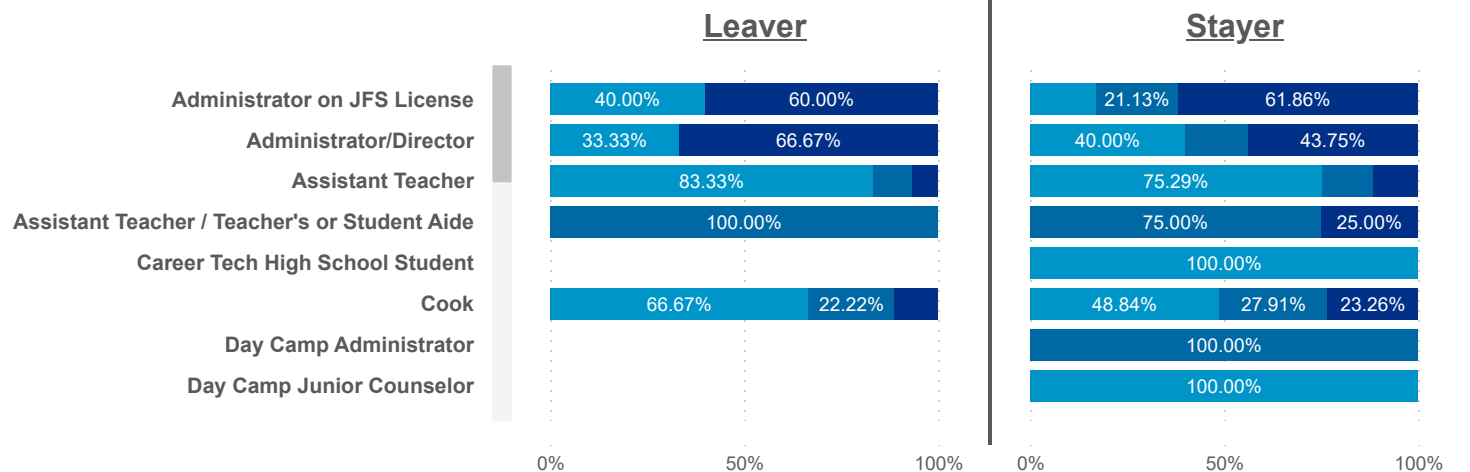
● Churn ● Internal ● Promotion ● Seasonal ● Transfer



### STAYER (Promotion)

# 35

Seniority: ● Early ● Mid ● Senior





Date: 202507 | Program Type: Multiple select... | Job Title: All | Teacher Age Group: All | Education: All | TEACH Status: All  
 202509 | Position Type: All | SUTQ Rating: All | Total Duration: 0.00 | Center Type: All | Publicly Funded: All | POWER Status: All  
 SDA>County: SDA 7 | Beale Code: All | Student Age Group: All | POWER Levels: All

### LEAVER (Avg Career Duration)

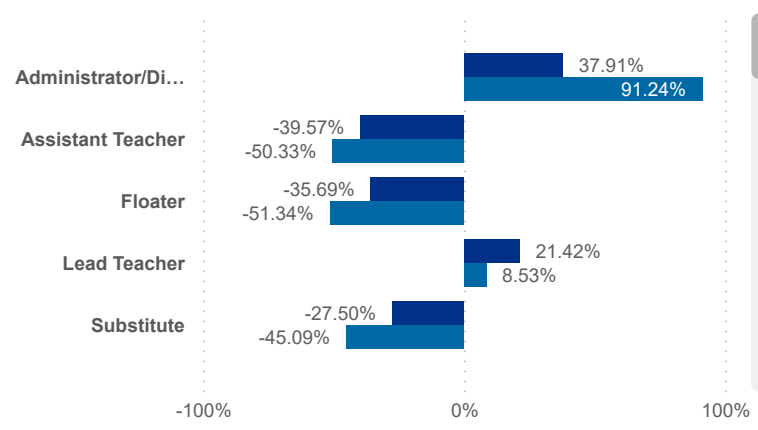
# 7.64

### STAYER (Avg Career Duration)

# 8.64

## Avg Career Duration by Job Title vs Mean

Worker Status: ● Leaver ● Stayer



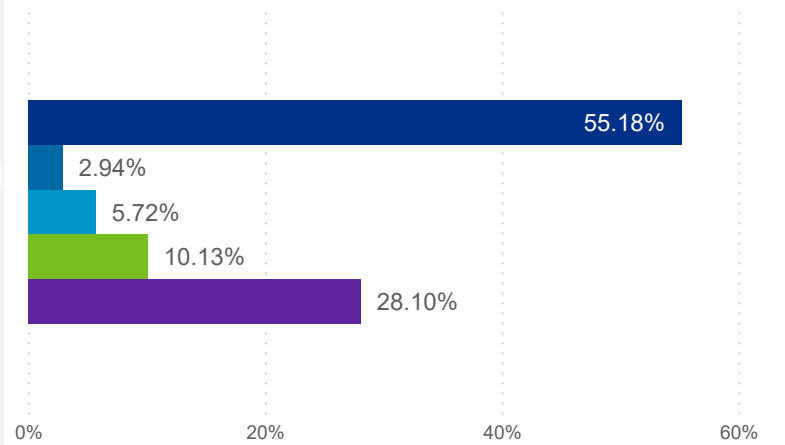
County	Job Title	Longest Serving Profile	\$ / hr	Seniority	Workload	Star Rating (mean)
Allen	Floater	0.01	12.50	Early	14.09	3.0
Hancock	Lead Teacher	0.01	13.75	Early	10.18	1.0
Wyandot	Substitute	0.01		Senior	10.50	0.0
Hardin	Floater	0.02	11.00	Early	5.67	3.0
Allen	Substitute	0.02	15.00	Early	6.20	0.0
Hancock	Career Tech High School Student	0.02		Early	5.88	3.0
Hancock	HS Senior or Graduate <18	0.02	12.50	Early	5.88	3.0
Hardin	Assistant Teacher	0.03	11.00	Early	5.67	0.0
Auglaize	Assistant Teacher	0.03	13.20	Mid	8.43	0.0
Hardin	Lead Teacher	0.03	14.00	Early	5.67	0.0
Auglaize	Lead Teacher	0.03	16.00	Mid	3.92	0.0

### TOTAL STAYER

# 3,058

## Turnover Reasons

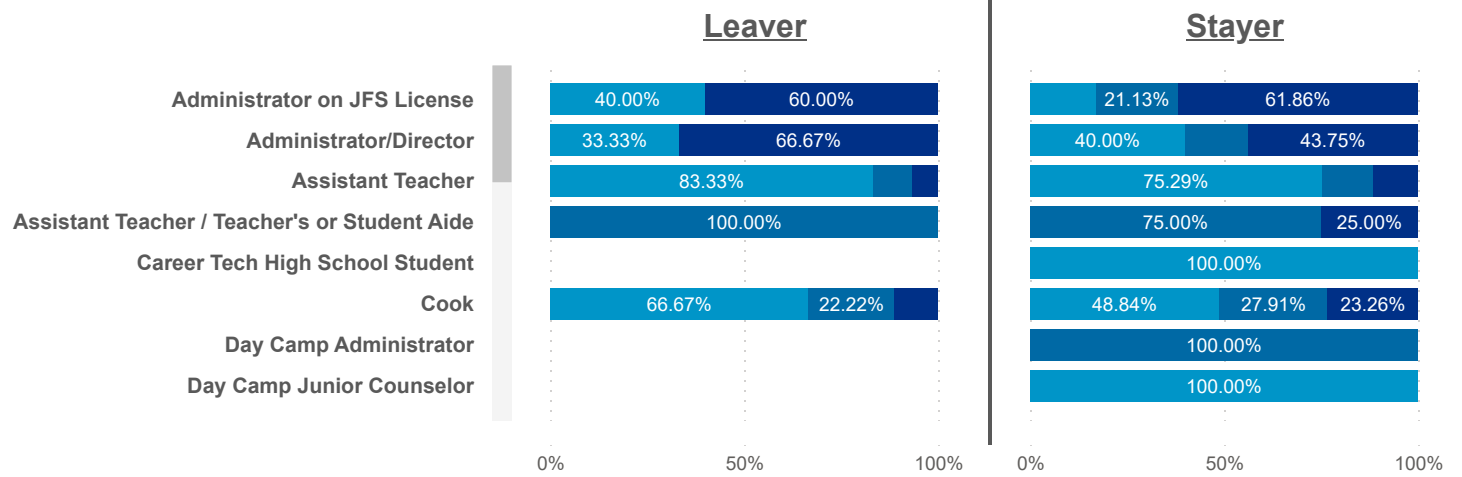
● Churn ● Internal ● Promotion ● Seasonal ● Transfer



### STAYER (Promotion)

# 35

Seniority: ● Early ● Mid ● Senior





Date:  Program Type: 
 Job Title:  Teacher Age Group:  Education:  TEACH Status:

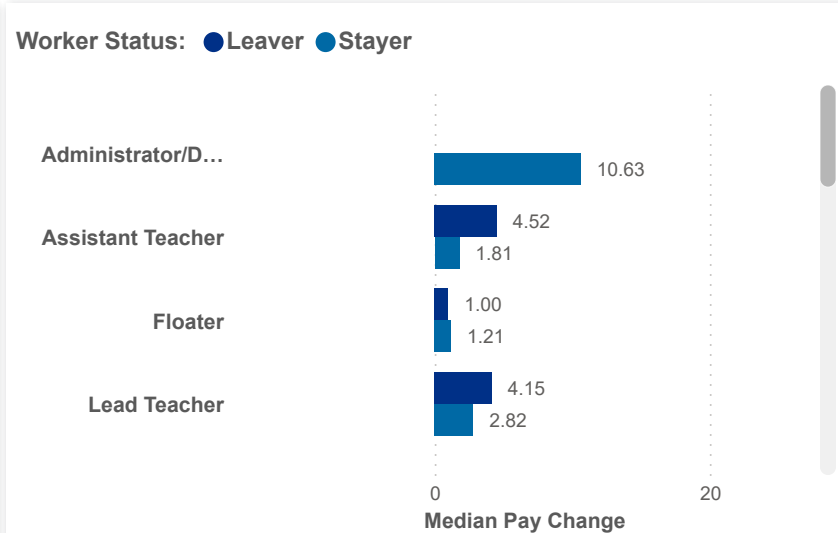
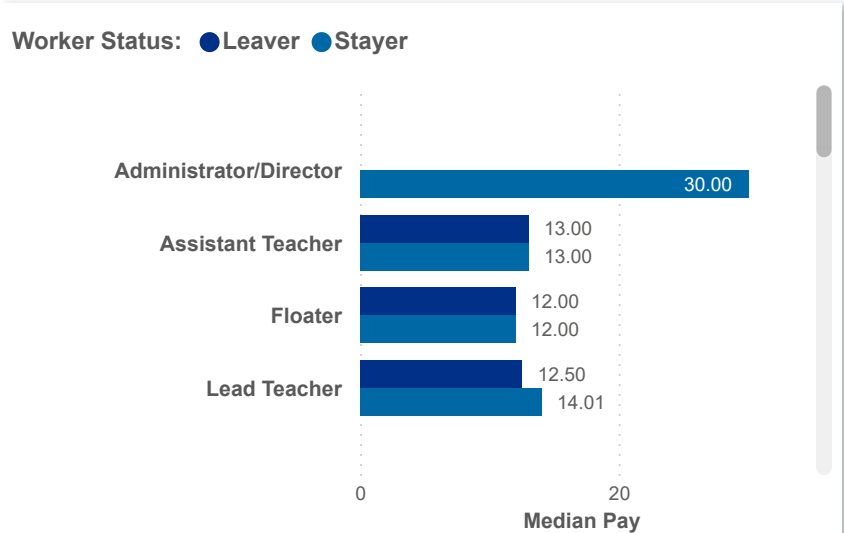
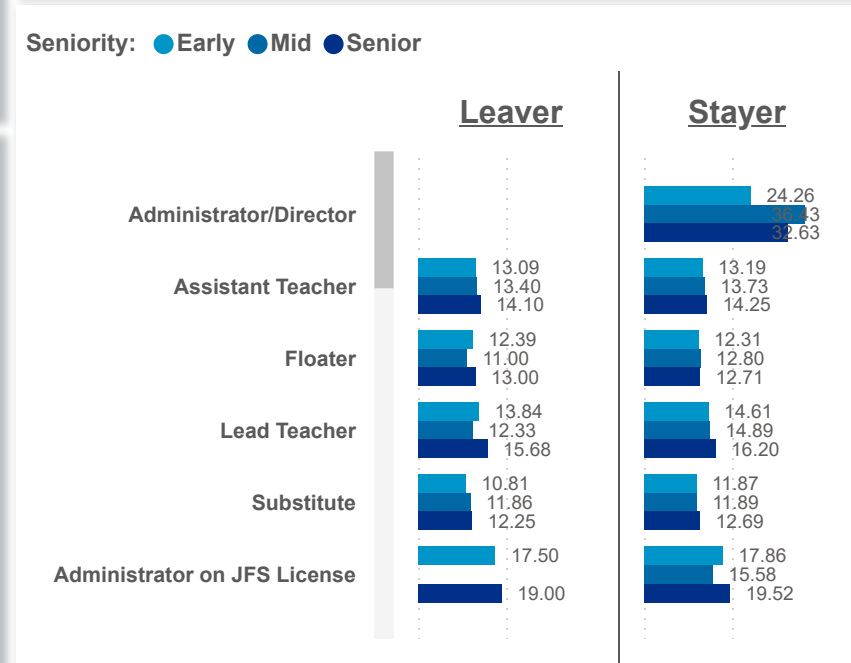
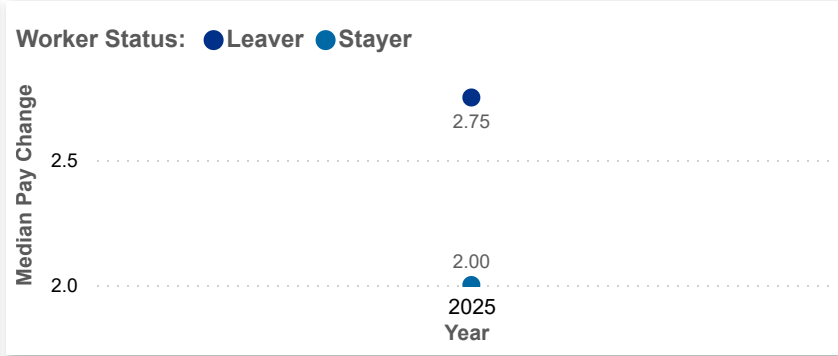
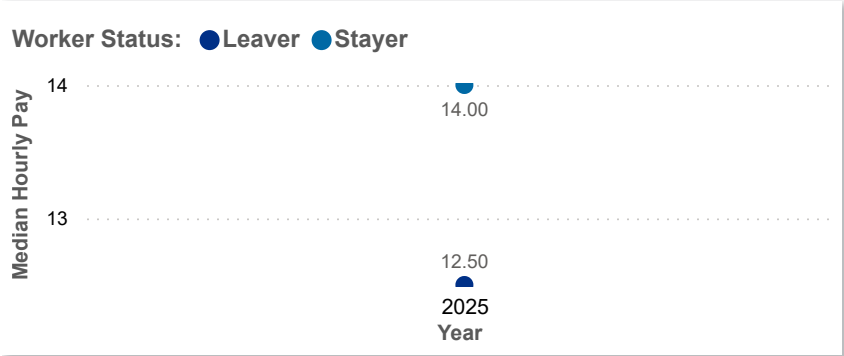
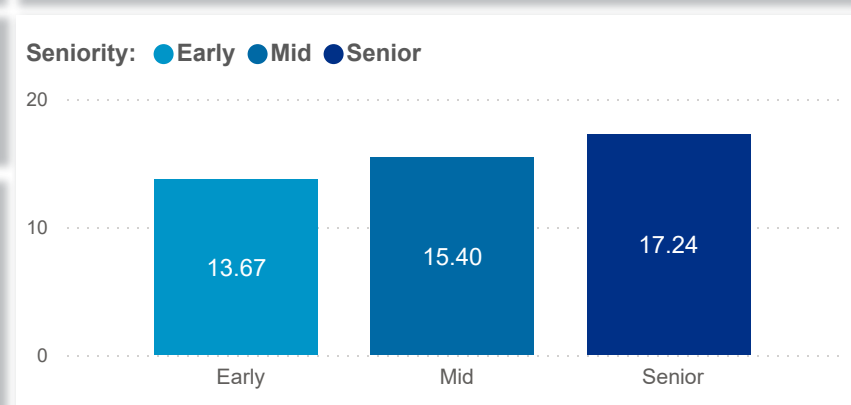
Date:  Position Type: 
 SUTQ Rating:  Total Duration:  Center Type:  Publicly Funded:  POWER Status:

SDA>County:  Total Duration:  Beale Code:  Student Age Group:  POWER Levels:

### PAY MEDIAN (USD)

### PAY PROGRESSION (USD)

### PAY & CAREER SENIORITY (USD)





Date:  Program Type: 
 Job Title:  Teacher Age Group:  Education:  TEACH Status:

Date:  Position Type: 
 SUTQ Rating:  Total Duration:  Center Type:  Publicly Funded:  POWER Status:

SDA>County: 
 Total Duration:  Beale Code:  Student Age Group:  POWER Levels:

### PAY MEDIAN (USD)

### PAY PROGRESSION (USD)

### PAY & CAREER SENIORITY (USD)

**LEAVER**

**12.50**

**STAYER**

**14.00**


**LEAVER**

**0.28**


**STAYER**

**0.71**

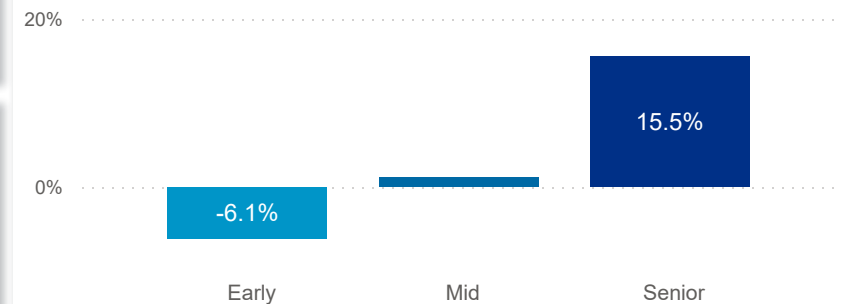
Worker Status: ● Leaver ● Stayer



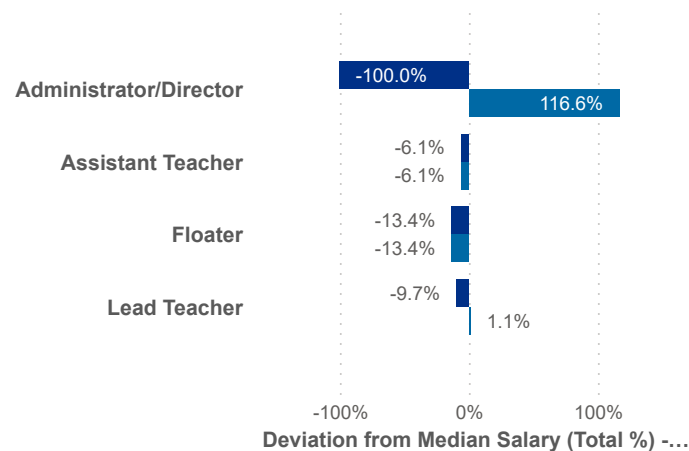
Worker Status: ● Leaver ● Stayer



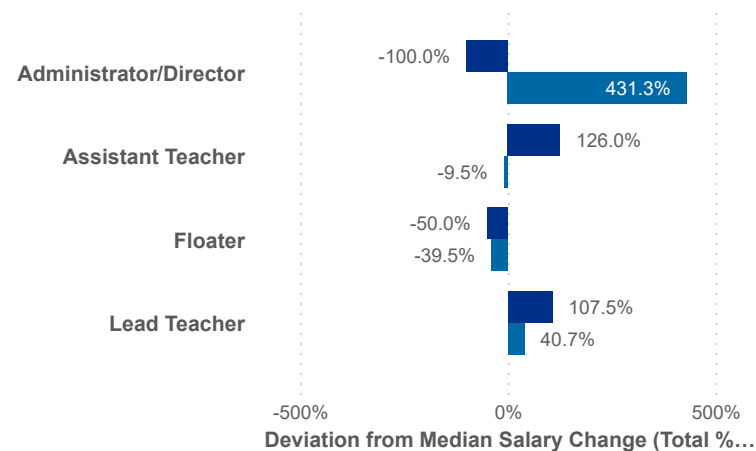
Seniority: ● Early ● Mid ● Senior



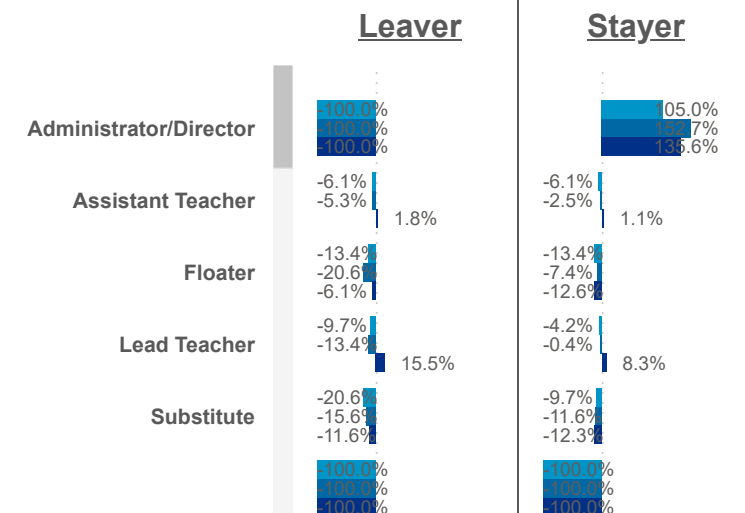
Worker Status: ● Leaver ● Stayer



Worker Status: ● Leaver ● Stayer



Seniority: ● Early ● Mid ● Senior





Date:  Program Type: 
 Job Title:  Teacher Age Group:  Education:  TEACH Status:

Date:  Position Type: 
 SUTQ Rating:  Total Duration:  Center Type:  Publicly Funded:  POWER Status:

SDA>County:  Beale Code:  Student Age Group:  POWER Levels:

### Workload Median (Total)

# 5.36

### Workload Median (Leaver)

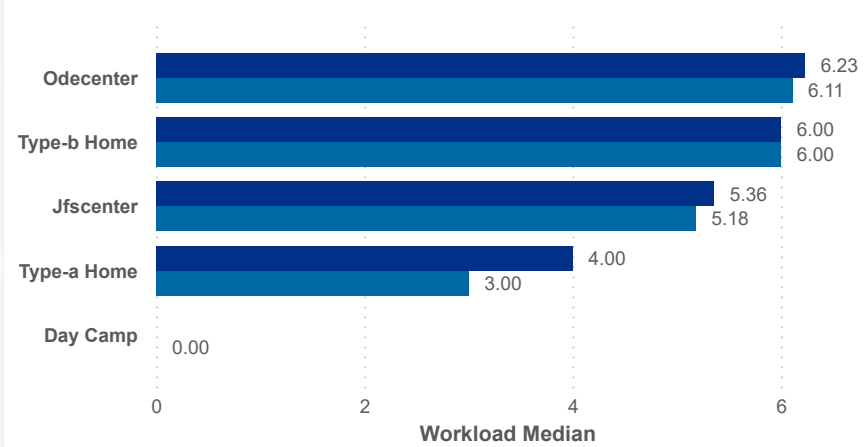
# 5.36

### Workload Median (Stayer)

# 5.36

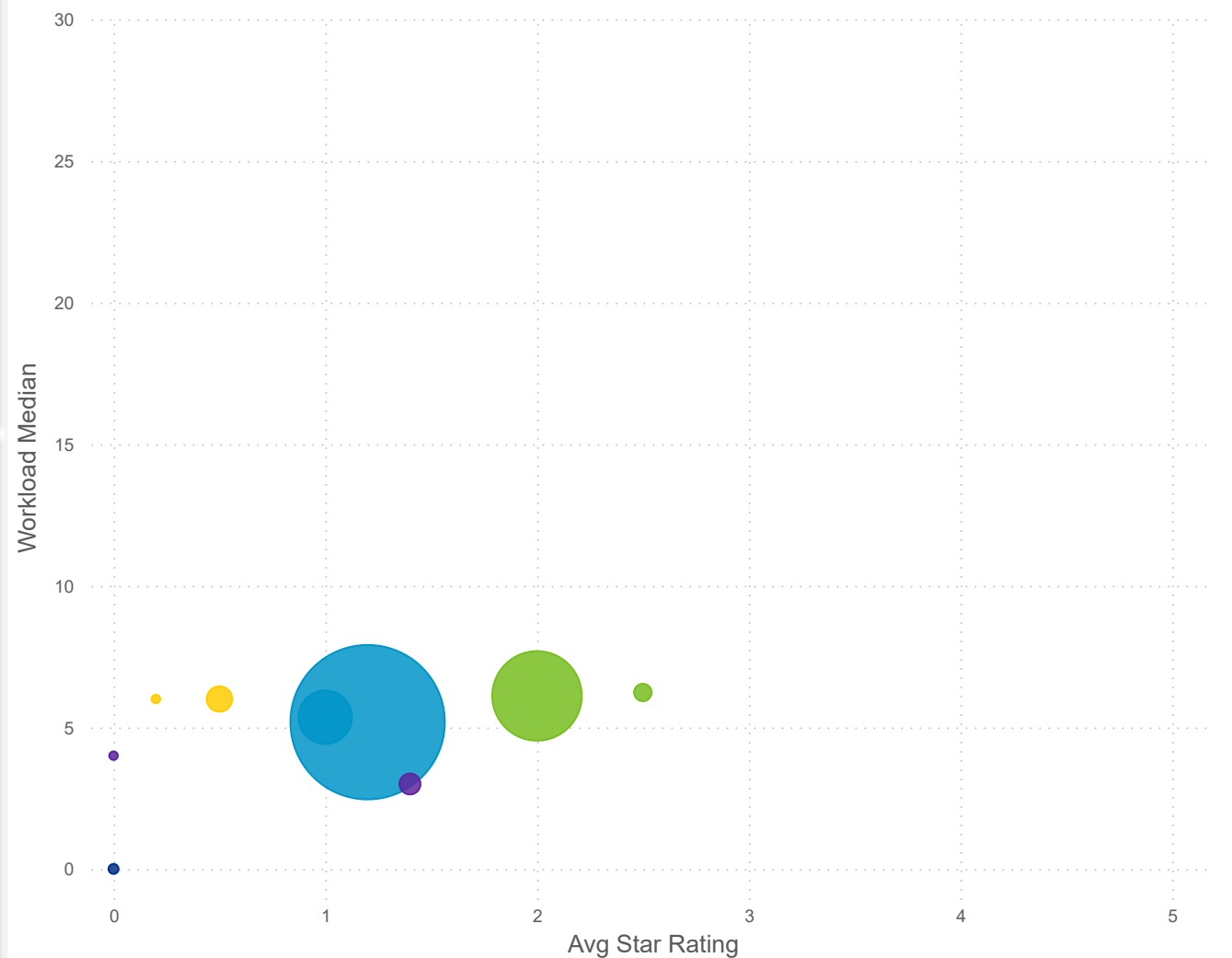
### Workload Median

Worker status ● Leaver ● Stayer



### Star Rating Mean, Workload Median, and Number of Users by Worker Status and Center Type

Center Type: ● Day Camp ● Jfscenter ● Odecenter ● Type-a Home ● Type-b Home



### Star Rating Mean (Total)

# 1.3

### Star Rating Mean (Leaver)

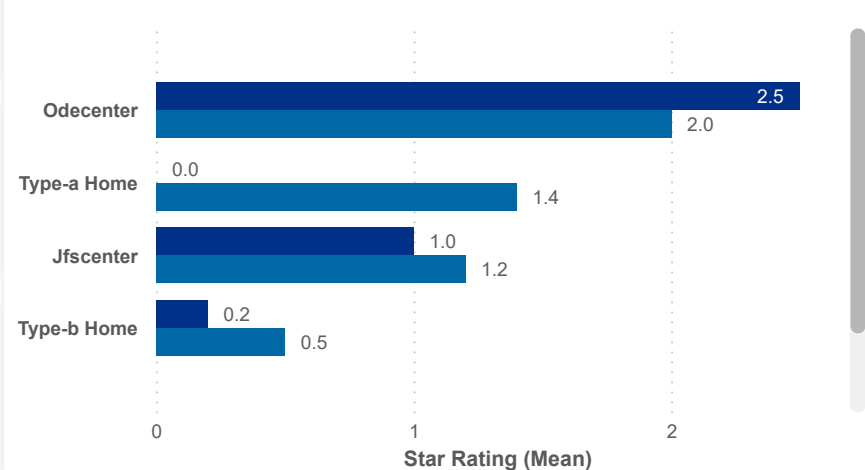
# 1.1

### Star Rating Mean (Stayer)

# 1.3

### Star Rating Mean

Worker status ● Leaver ● Stayer





Date:  Program Type: 
 Job Title:  Teacher Age Group:  Education:  TEACH Status:

Date:  Position Type: 
 SUTQ Rating:  Total Duration:  Center Type:  Publicly Funded:  POWER Status:

SDA>County:  Beale Code:  Student Age Group:  POWER Levels:

### Workload Median (Total)

# 5.36

### Workload Median (Leaver)

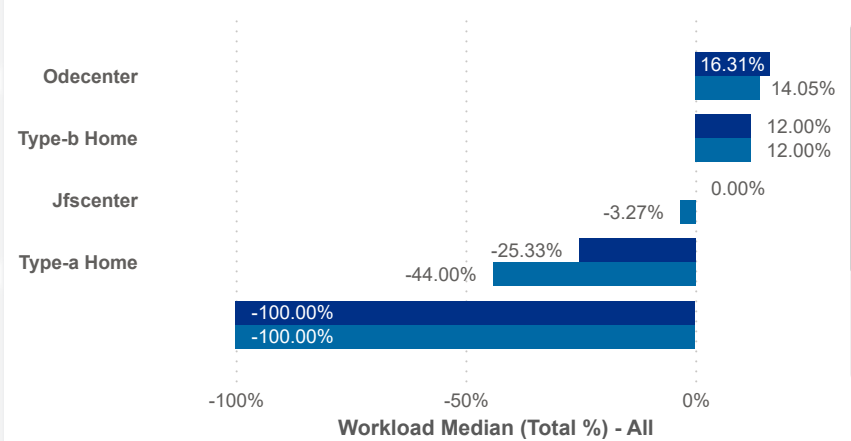
# 5.36

### Workload Median (Stayer)

# 5.36

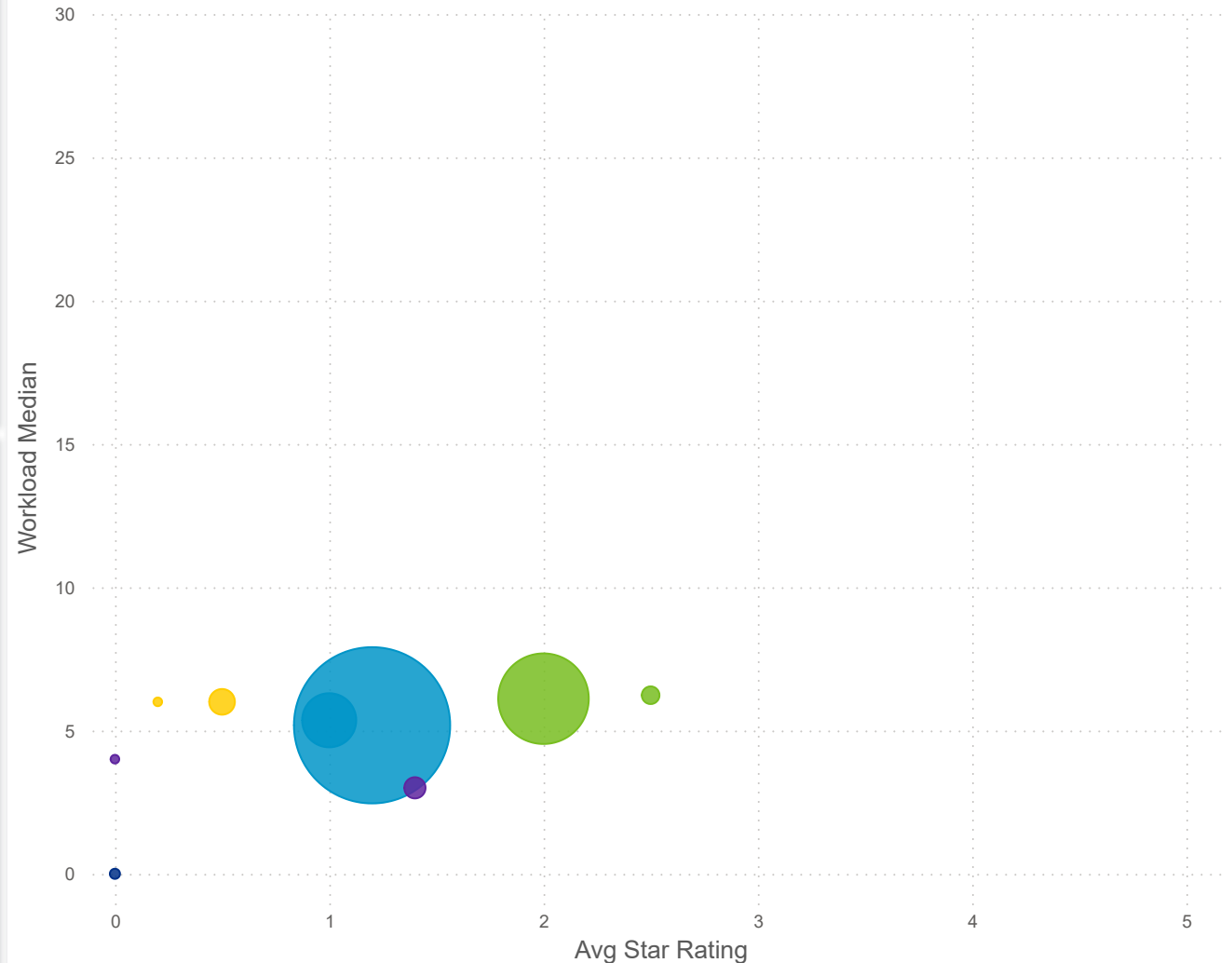
### Workload Median (Total %)

Worker status ● Leaver ● Stayer



### Star Rating Mean, Workload Median, and Number of Users by Worker Status and Center Type

Center Type: ● Day Camp ● Jfscenter ● Odecenter ● Type-a Home ● Type-b Home



### Star Rating Mean (Total)

# 1.3

### Star Rating Mean (Leaver)

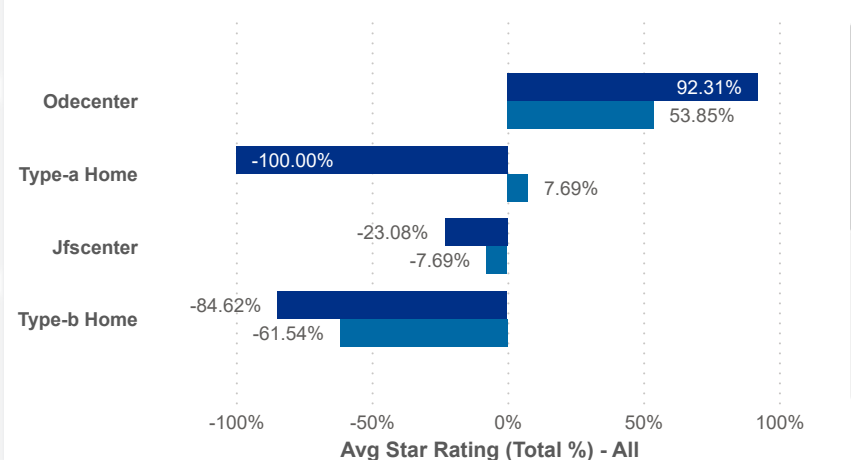
# 1.1

### Star Rating Mean (Stayer)

# 1.3

### Star Rating Mean (Total %)

Worker status ● Leaver ● Stayer



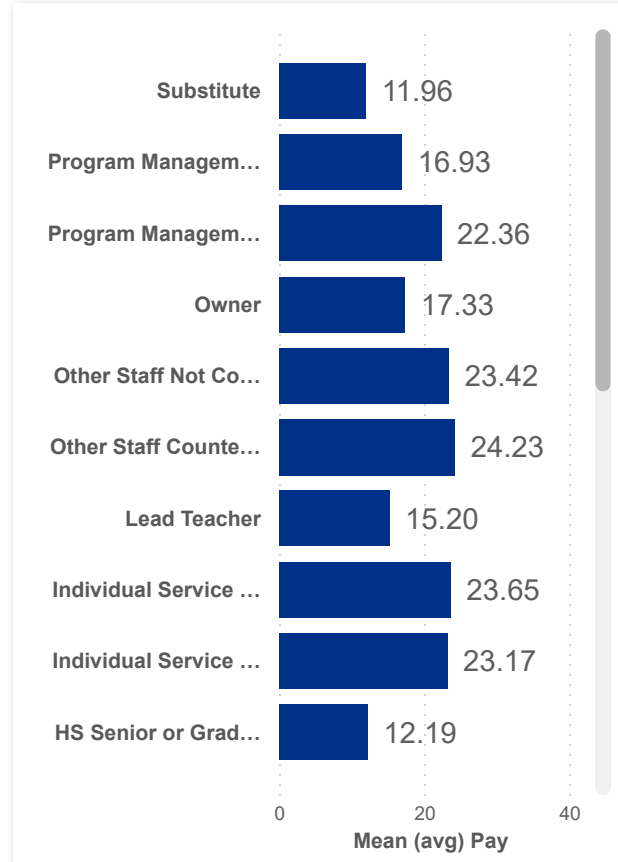
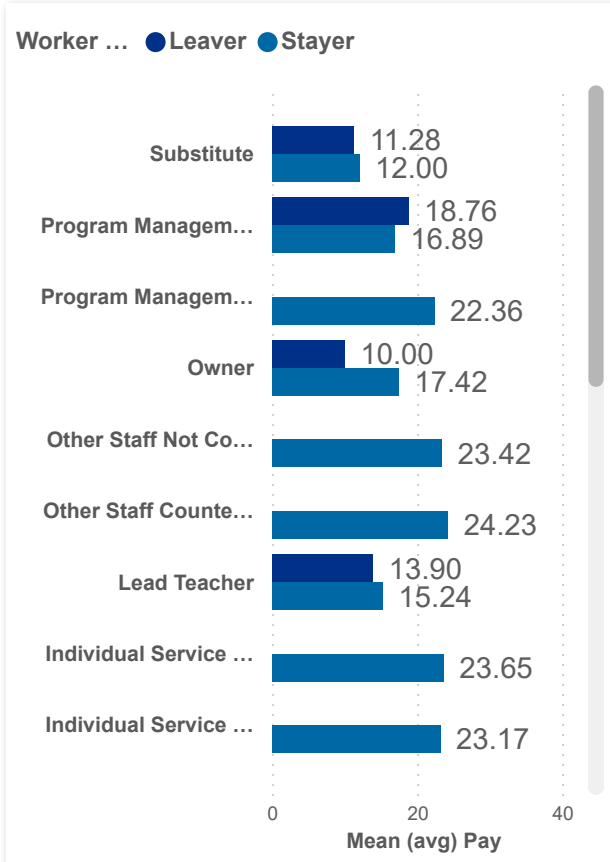
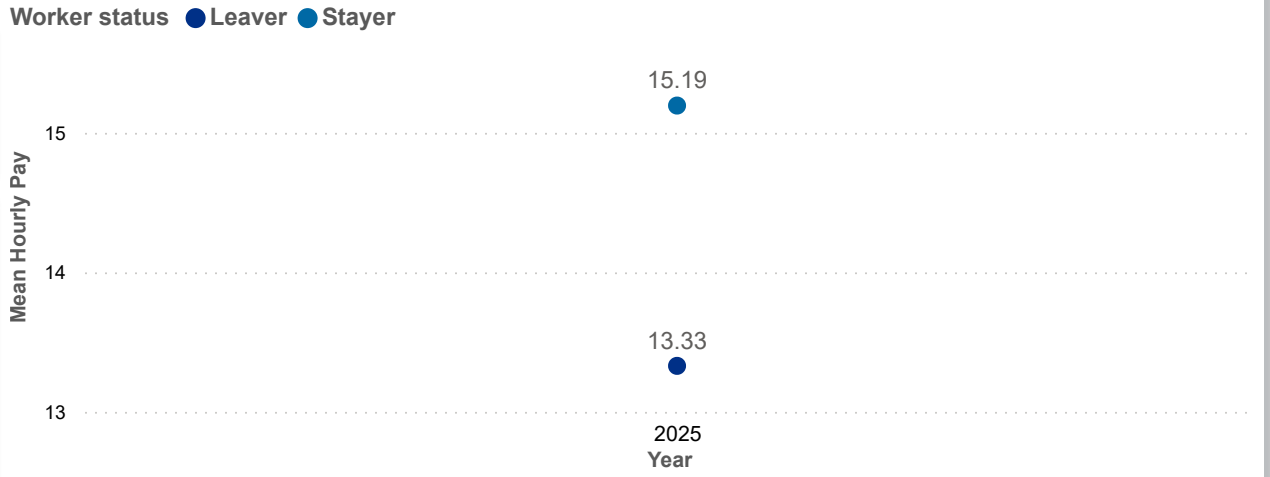


Date: 202507 Program Type: Multiple select... Job Title: All Teacher Age Group: All Education: All TEACH Status: All  
 202509 Position Type: All Credential: All TEACH Models: All  
 SDA>County: SDA 7 SUTQ Rating: All Total Duration: 0.00 Center Type: All Publicly Funded: All POWER Status: All  
 100.00 Beale Code: All Student Age Group: All POWER Levels: All

PAY MEAN (USD)



Salary Mean by Year and Worker Status



Combined Salary Mean by Year and Worker Status

