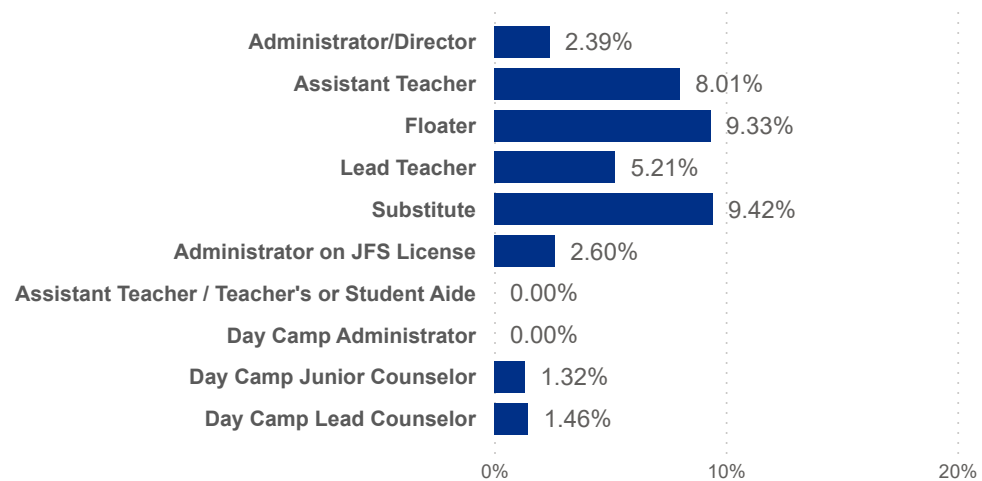




Date: 202507 | Program Type: Multiple select... | Job Title: All | Teacher Age Group: All | Education: All | TEACH Status: All  
 202509 | Position Type: All | SUTQ Rating: All | Total Duration: 0.00 | Center Type: All | Publicly Funded: All | POWER Status: All  
 SDA>County: SDA 6 | Beale Code: All | Student Age Group: All | POWER Levels: All

## Avg Monthly Turnover Rates by Job Title



### Avg Monthly Turnover

6.30%

### Adjusted Workers

21,049

### Total Leaver

1,665

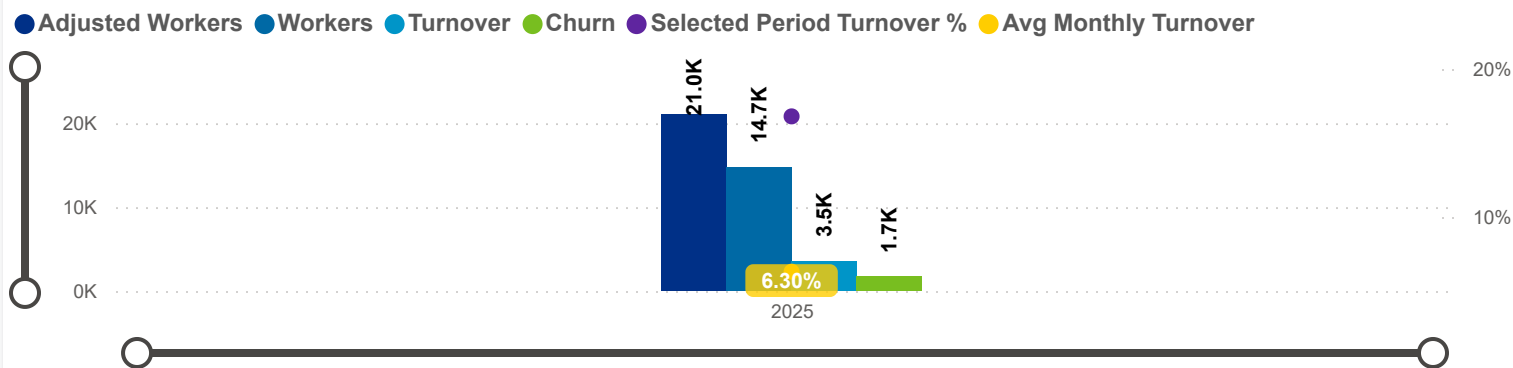
### Total Stayer

19,384

### Sel Period Turnover

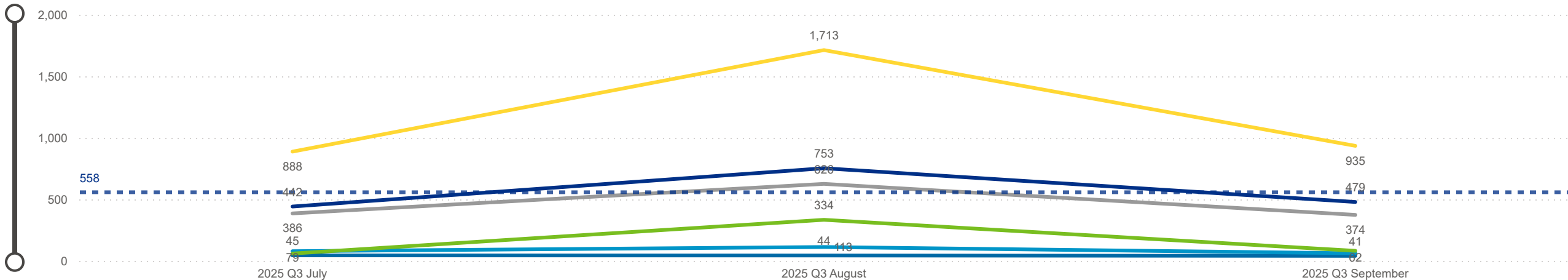
16.80%

## Avg Monthly Turnover and Number of Workers



## Categorization by Time Series

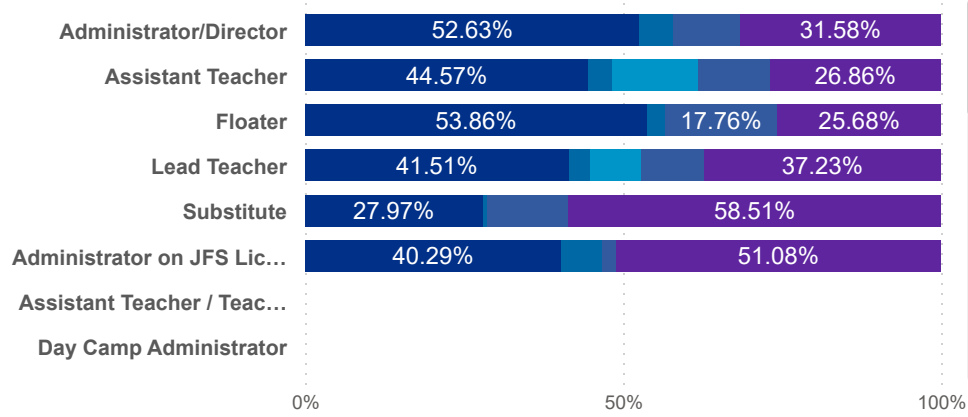
Legend: Churn (blue), Internal (orange), Promotion (green), Seasonal (red), Transfer (purple), Turnover (yellow)



Date: 202507 | Program Type: Multiple select... | Job Title: All | Teacher Age Group: All | Education: All | TEACH Status: All  
 202509 | Position Type: All | SUTQ Rating: All | Total Duration: 0.00 | Center Type: All | Publicly Funded: All | POWER Status: All  
 SDA>County: SDA 6 | Beale Code: All | Student Age Group: All | POWER Levels: All

**Job Change Reasons by Job Title**

● Churn ● Internal ● Promotion ● Seasonal ● Transfer



**Avg Monthly Churn**

**2.98%**

**Adjusted Workers**

**21,049**

**Workload Median**

**5.38**

**Pay Median USD / hr**

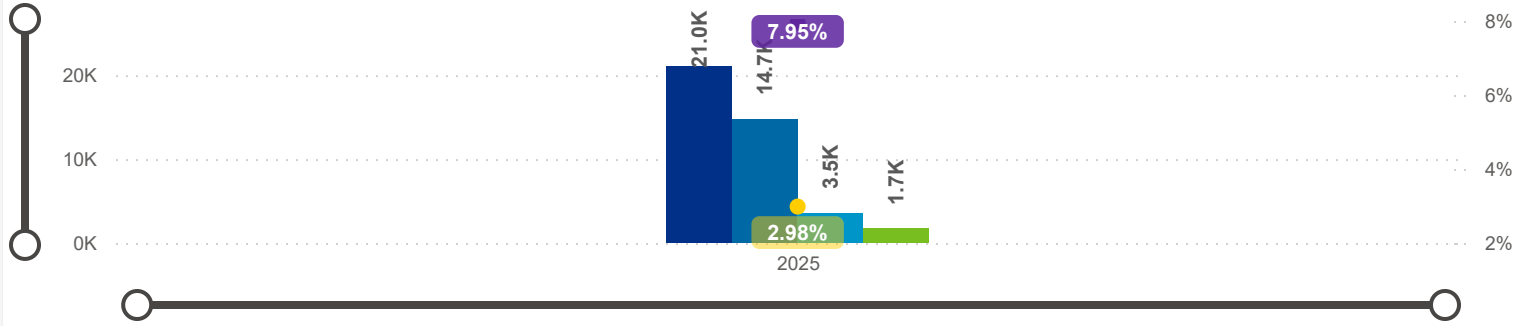
**15.50**

**Avg ECE Duration**

**5.87**

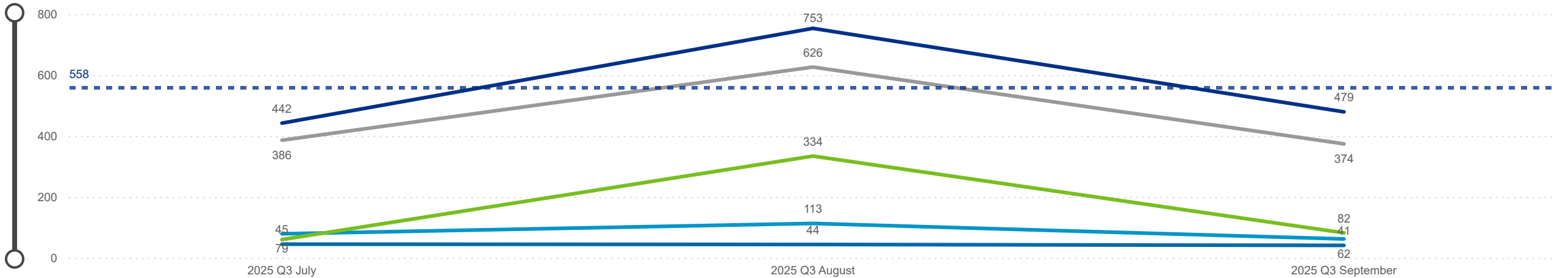
**Avg Monthly Churn and Number of Workers**

● Adjusted Workers ● Workers ● Turnover ● Churn ● Selected Period Churn % ● Avg Monthly Churn

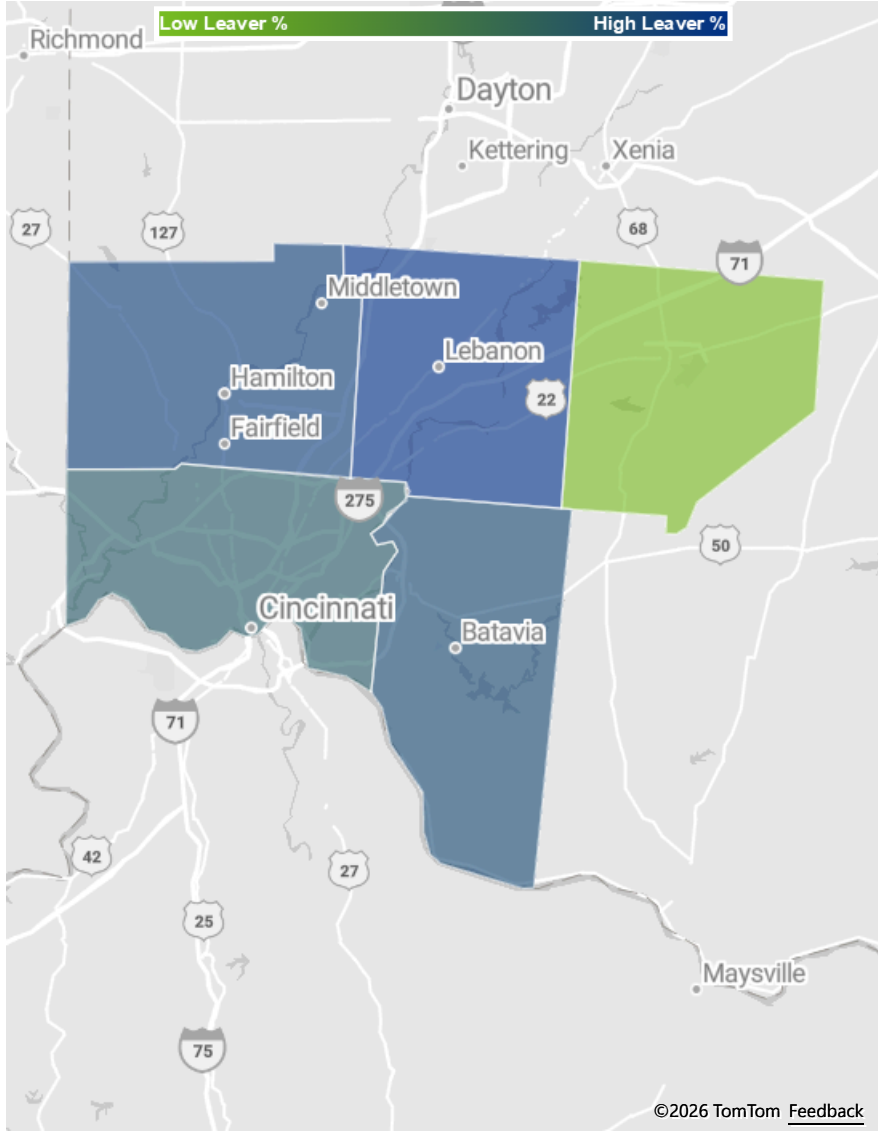


**Categorization by Time Series**

● Churn ● Internal ● Promotion ● Seasonal ● Transfer

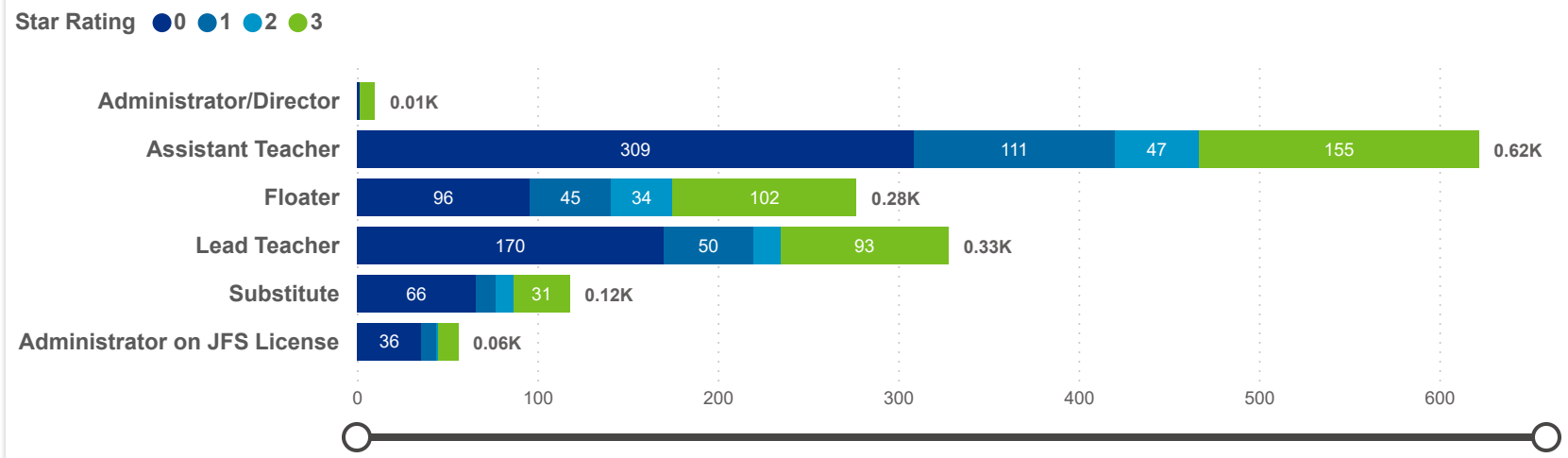


Date: 202507 | Program Type: Multiple select... | Job Title: All | Teacher Age Group: All | Education: All | TEACH Status: All  
 202509 | Position Type: All | SUTQ Rating: All | Total Duration: 0.00 | Center Type: All | Publicly Funded: All | POWER Status: All  
 SDA>County: SDA 6 | Beale Code: All | Student Age Group: All | POWER Levels: All



<b>ADJUSTED WORKERS</b> <b>21,049</b>	<b>TOTAL LEAVER</b> <b>1,665</b>	<b>TOTAL STAYER</b> <b>19,384</b>	<b>SELECTED PERIOD CHURN %</b> <b>7.91%</b>
--	-------------------------------------	--------------------------------------	--

**Leaver by Job Title and Star Rating**



County	Adjusted Workers	Workers	Workers %	Total Leaver	Total Stayer	Selected Period Churn %	Stayer %	Avg Monthly Churn	Selected Period Turnover %	Avg Monthly Turnover	Workload Median	Avg Star Rating
Clinton OH	254	186	1.26%	7	247	2.76%	97.24%	0.99%	5.91%	2.13%	5.11	1.37
Butler OH	3,278	2,490	16.89%	288	2,990	8.79%	91.21%	3.36%	16.81%	6.37%	5.64	1.30
Clermont OH	1,832	1,269	8.61%	151	1,681	8.24%	91.76%	3.18%	17.58%	6.73%	5.26	1.28
Hamilton OH	12,998	9,078	61.58%	965	12,033	7.42%	92.58%	2.78%	16.46%	6.14%	5.32	1.24
Warren OH	2,690	2,072	14.06%	254	2,436	9.44%	90.56%	3.59%	18.88%	7.15%	5.50	1.05
<b>Total</b>	<b>21,049</b>	<b>14,742</b>	<b>100.00%</b>	<b>1,665</b>	<b>19,384</b>	<b>7.91%</b>	<b>92.09%</b>	<b>2.98%</b>	<b>16.80%</b>	<b>6.30%</b>	<b>5.38</b>	<b>1.23</b>



Date:	202507	Program Type:	Multiple select... ▾	Job Title:	All ▾	Teacher Age Group:	All ▾	Education:	All ▾	TEACH Status:	All ▾
	202509	Position Type:	All ▾					Credential:	All ▾	TEACH Models:	All ▾
SDA>County:	SDA 6 ▾	SUTQ Rating:	All ▾	Total Duration:	0.00	Center Type:	All ▾	Publicly Funded:	All ▾	POWER Status:	All ▾
					100.00	Beale Code:	All ▾	Student Age Group:	All ▾	POWER Levels:	All ▾

NUMBER OF WORKERS		AVG ECE DURATION (In Years)		HOURLY WAGE BANDS (USD)	
TOTAL LEAVER	TOTAL STAYER	LEAVER	STAYER	LEAVER (Hourly Wage MED)	STAYER (Hourly Wage MED)
<b>1,665</b>	<b>19,384</b>				



Date:  Program Type: 
 Job Title:  Teacher Age Group:  Education:  TEACH Status: 
  
 Position Type:  Credential:  TEACH Models: 
  
 SDA>County:  SUTQ Rating:  Total Duration:  Center Type:  Publicly Funded:  POWER Status: 
  
 Beale Code:  Student Age Group:  POWER Levels:

### NUMBER OF WORKERS

### AVG ECE DURATION (In Years)

### HOURLY WAGE BANDS (USD)

LEAVER

STAYER

# 7.91%

# 92.09%

LEAVER

STAYER

# 4.24

# 5.95

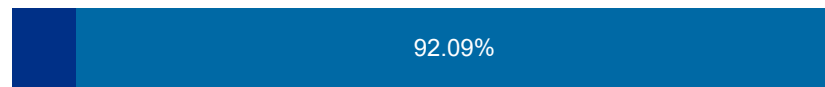
LEAVER (Hourly Wage MED)

STAYER (Hourly Wage MED)

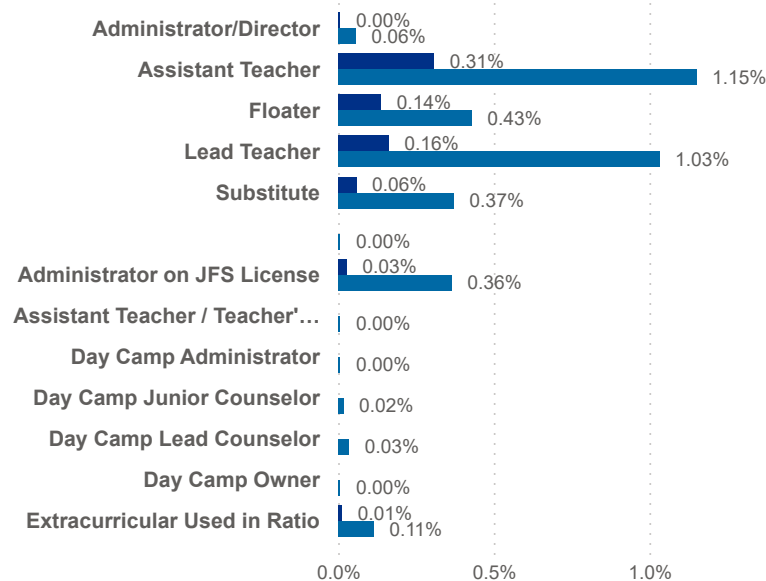
# 15.00

# 15.50

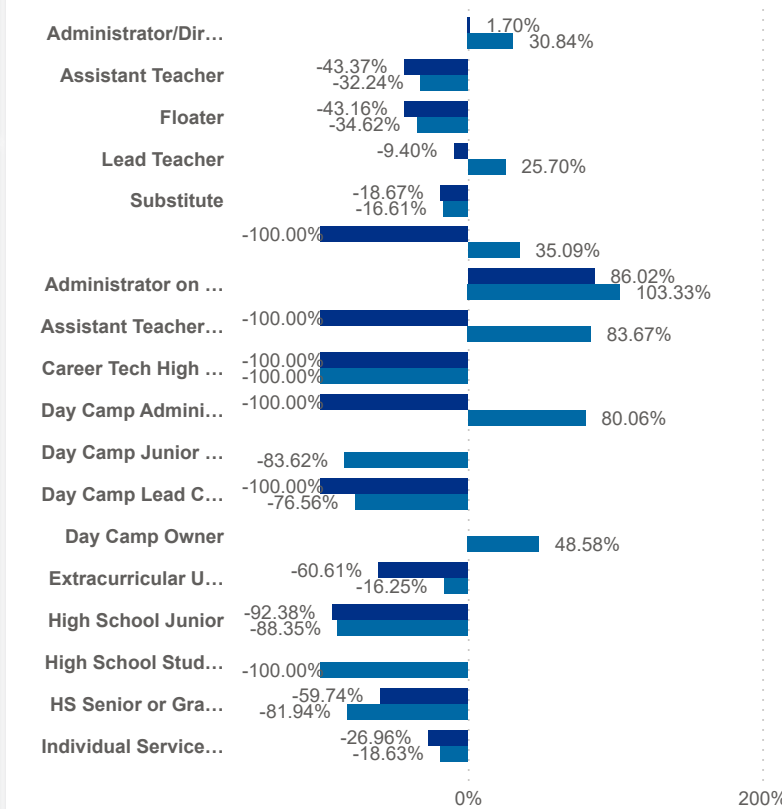
● Leaver % ● Stayer %



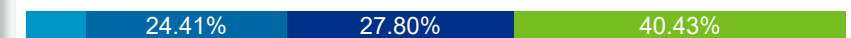
Worker Status: ● Leaver ● Stayer



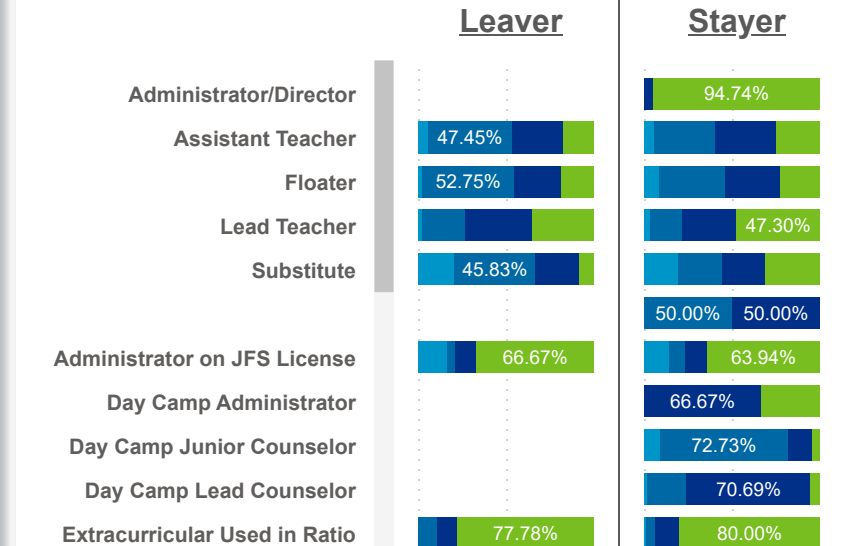
Worker Status: ● Leaver ● Stayer



Wage Bands: ● < 10 ● 10 < .. < 11.6 ● 11.6 < .. < 14 ● > 14



Wage Bands: ● < 10 ● 10 < .. < 11.6 ● 11.6 < .. < 14 ● > 14





Date:  Program Type: 
 Job Title:  Teacher Age Group:  Education:  TEACH Status:

Date:  Position Type: 
 SUTQ Rating:  Total Duration:  Center Type:  Publicly Funded:  POWER Status:

SDA>County:  Beale Code:  Student Age Group:  POWER Levels:

### LEAVER (Avg Career Duration)

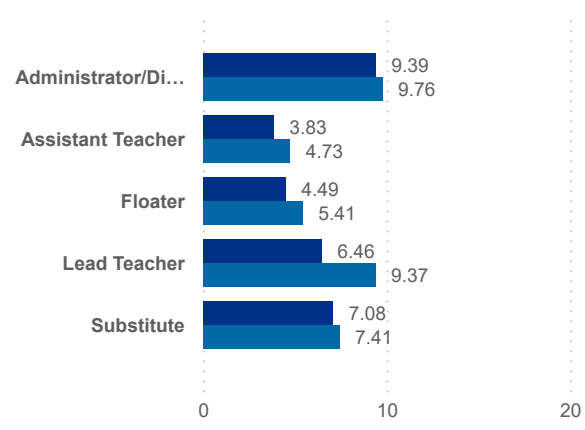
# 5.53

### STAYER (Avg Career Duration)

# 8.66

## Avg Career Duration by Job Title

Worker Status: ● Leaver ● Stayer



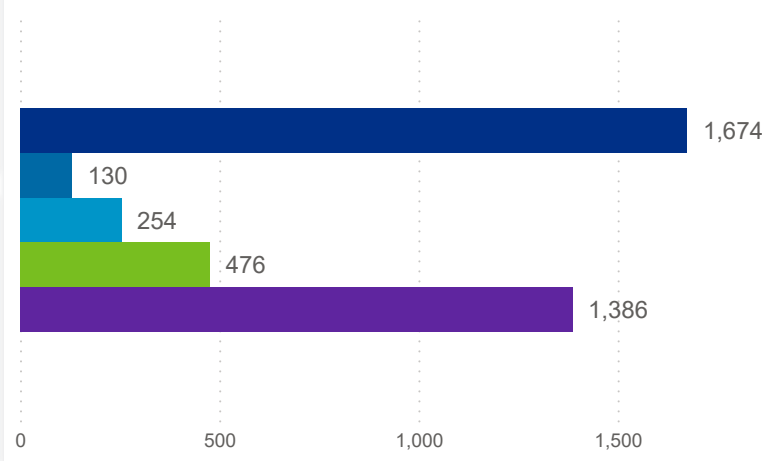
County	Job Title	Longest Serving Profile	\$ / hr	Seniority	Workload	Star Rating (Mea
Butler	Administrator/Director	1.90		Early	5.64	1
Clermont	Administrator/Director	1.24		Early	6.76	1
Hamilton	Administrator/Director	1.62		Early	4.62	1
Warren	Administrator/Director	1.97		Early	13.20	1
Hamilton	Administrator/Director	2.02	23.00	Early	5.29	C
Hamilton	Administrator/Director	4.08	25.00	Early	8.82	C
Hamilton	Administrator/Director	1.14	27.53	Early	1.55	C
Butler	Administrator/Director	0.04	32.00	Early	9.78	C
Hamilton	Administrator/Director	0.06	32.71	Early	3.88	3
Clermont	Administrator/Director	4.67	35.00	Early	5.05	C
Hamilton	Administrator/Director	4.08	37.00	Early	10.78	3

### TOTAL STAYER

# 19,384

## Turnover Reasons

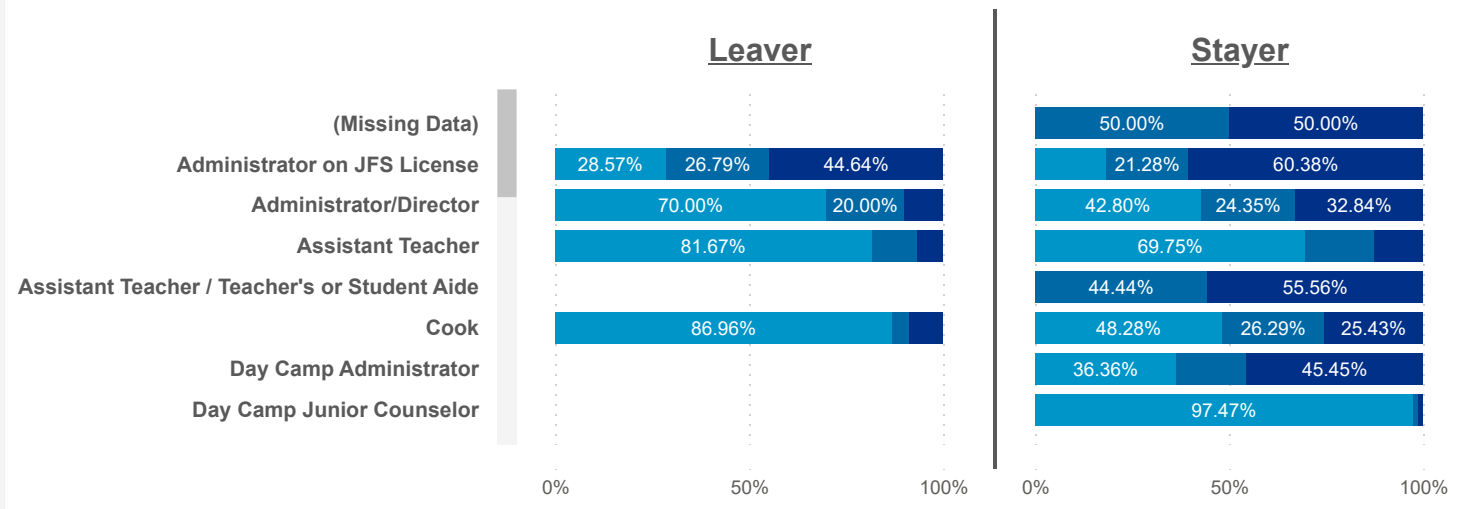
● Churn ● Internal ● Promotion ● Seasonal ● Transfer



### STAYER (Promotion)

# 254

Seniority: ● Early ● Mid ● Senior





Date:  Program Type: 
 Job Title:  Teacher Age Group:  Education:  TEACH Status:

Date:  Position Type: 
 SUTQ Rating:  Total Duration:  Center Type:  Publicly Funded:  POWER Status:

SDA>County:  Total Duration:  Beale Code:  Student Age Group:  POWER Levels:

### LEAVER (Avg Career Duration)

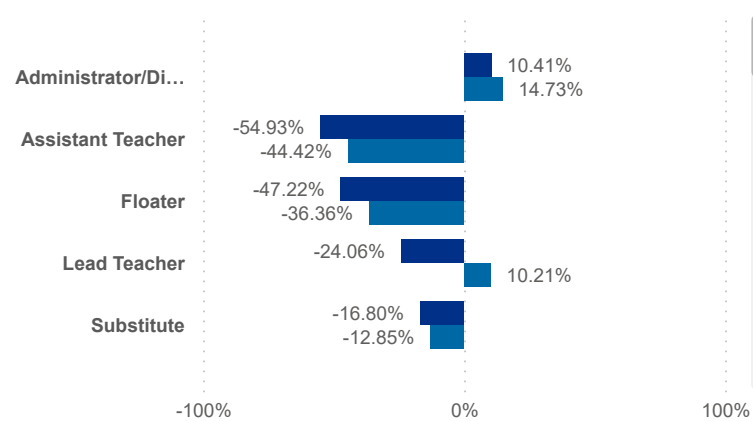
# 5.53

### STAYER (Avg Career Duration)

# 8.66

## Avg Career Duration by Job Title vs Mean

Worker Status: ● Leaver ● Stayer



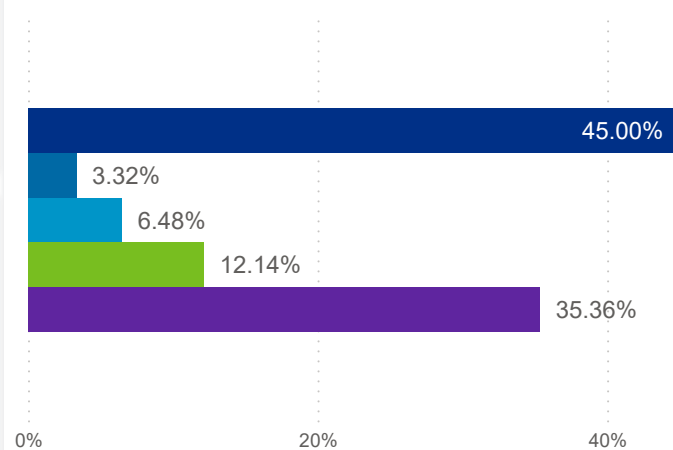
County	Job Title	Longest Serving Profile	\$ / hr	Seniority	Workload	Star Rating (mean)
Warren	Lead Teacher	0.00	19.70	Senior	5.00	1.0
Butler	Administrator on JFS License	0.00	21.50	Early	9.00	3.0
Hamilton	Program Management Not Used in Ratio	0.00	1.11	Early	3.50	0.0
Butler	Assistant Teacher	0.01	12.25	Early	7.29	2.0
Butler	Assistant Teacher	0.01	18.50	Mid	6.42	1.0
Butler	Lead Teacher	0.01	15.05	Mid	7.78	0.0
Hamilton	Assistant Teacher	0.02	19.48	Mid	3.38	3.0
Clermont	Floater	0.02	1.00	Early	2.82	2.0
Butler	Floater	0.02	11.30	Early	12.67	3.0
Butler	Floater	0.02	19.00	Early	4.91	2.0
Hamilton	Other Staff Not Counted in Ratio	0.02	27.90	Early	2.13	0.0

### TOTAL STAYER

# 19,384

## Turnover Reasons

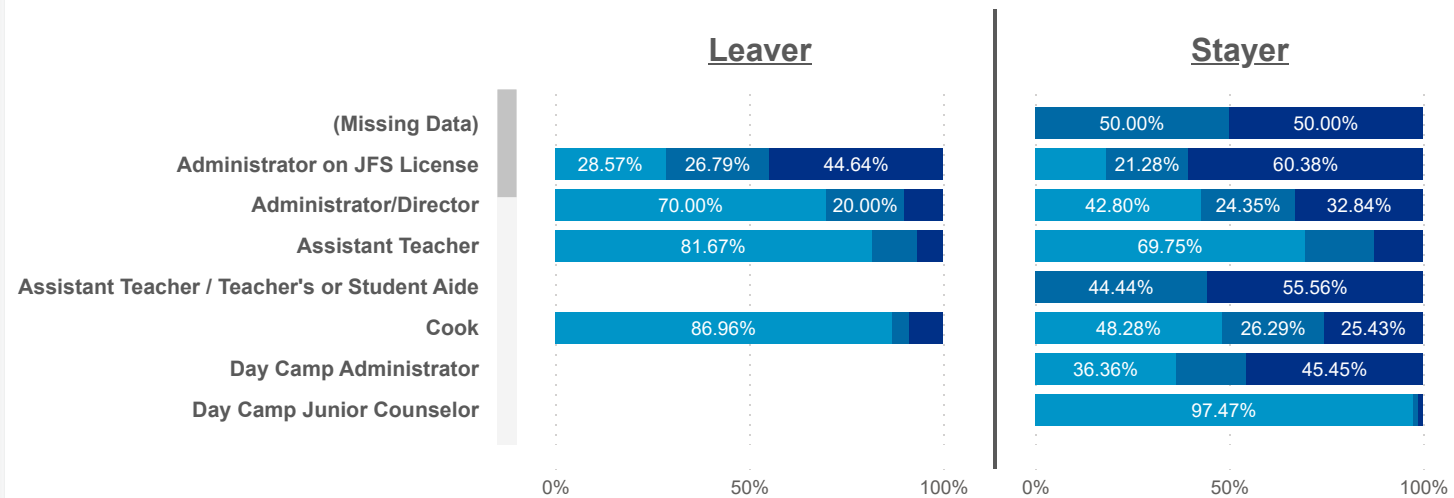
● Churn ● Internal ● Promotion ● Seasonal ● Transfer



### STAYER (Promotion)

# 254

Seniority: ● Early ● Mid ● Senior





Date:  Program Type: 
 Job Title:  Teacher Age Group:  Education:  TEACH Status:

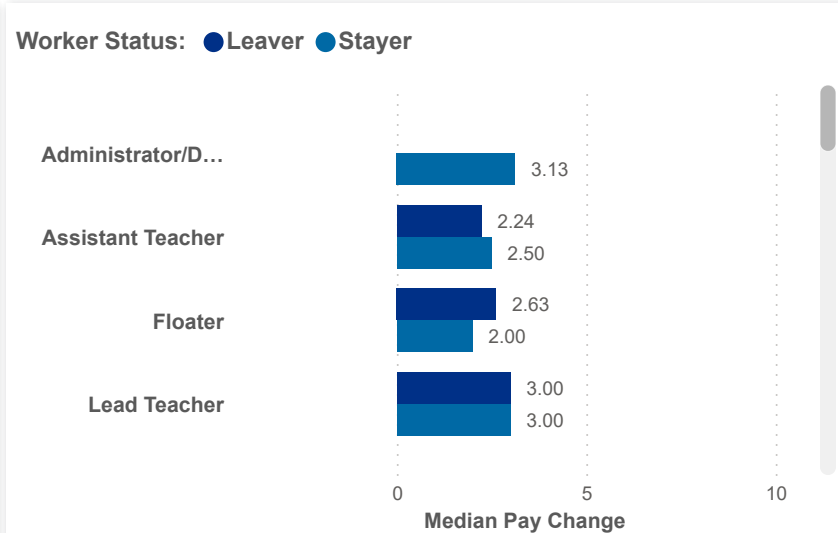
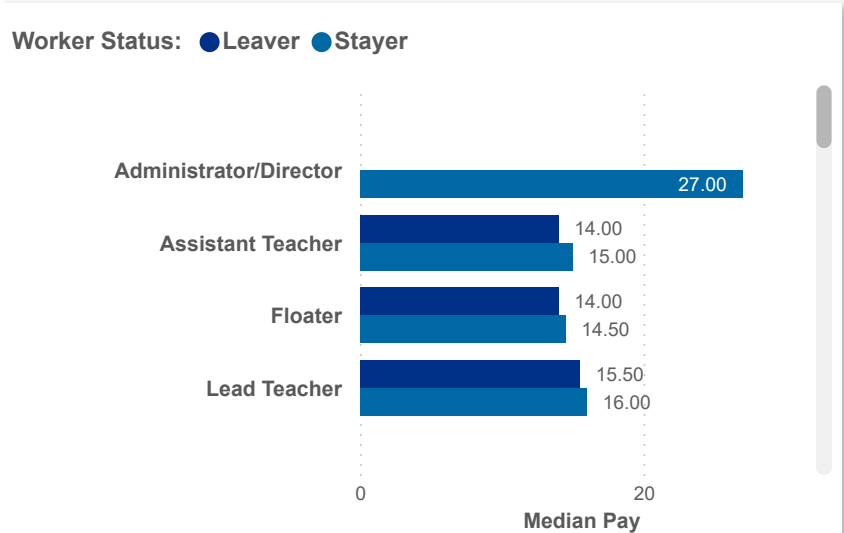
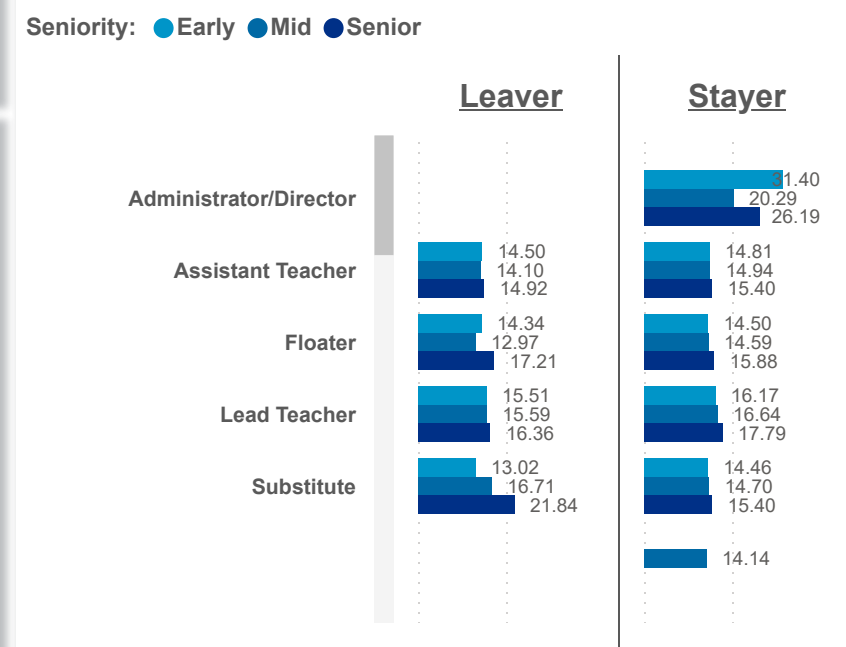
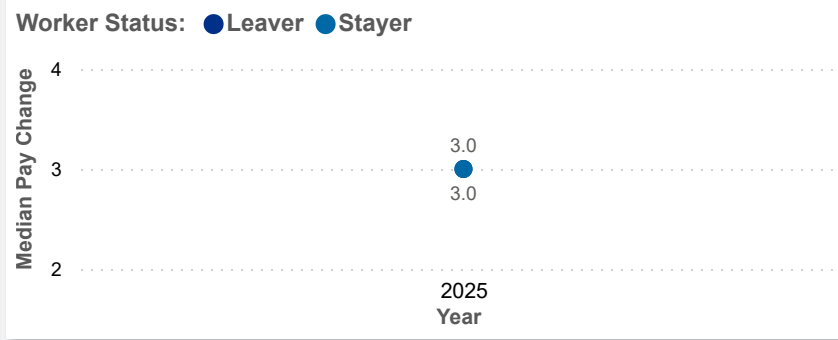
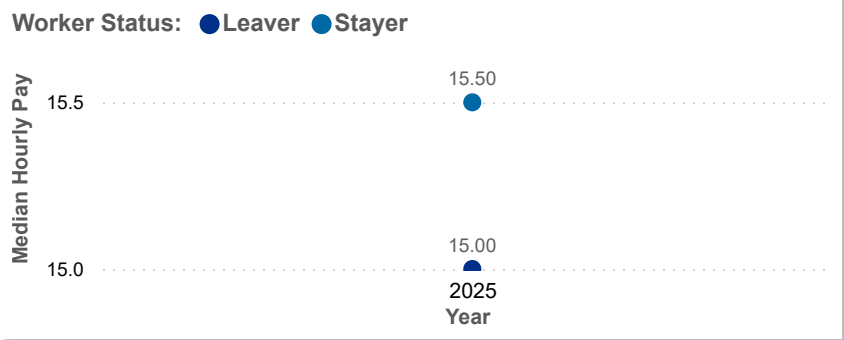
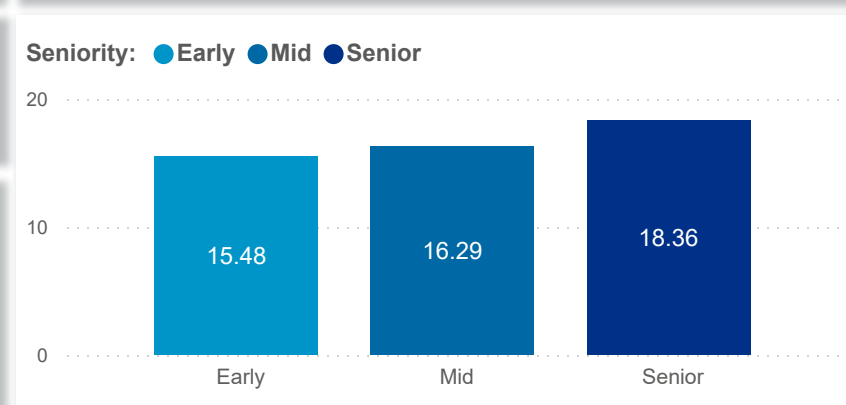
Date:  Position Type: 
 SUTQ Rating:  Total Duration:  Center Type:  Publicly Funded:  POWER Status:

SDA>County:  Total Duration:  Beale Code:  Student Age Group:  POWER Levels:

### PAY MEDIAN (USD)

### PAY PROGRESSION (USD)

### PAY & CAREER SENIORITY (USD)





Date:  Program Type: 
 Job Title:  Teacher Age Group:  Education:  TEACH Status:

Date:  Position Type: 
 SUTQ Rating:  Total Duration:  Center Type:  Publicly Funded:  POWER Status:

SDA>County:  Total Duration:  Beale Code:  Student Age Group:  POWER Levels:

### PAY MEDIAN (USD)

LEAVER

# 15.00

STAYER

# 15.50

### PAY PROGRESSION (USD)

LEAVER

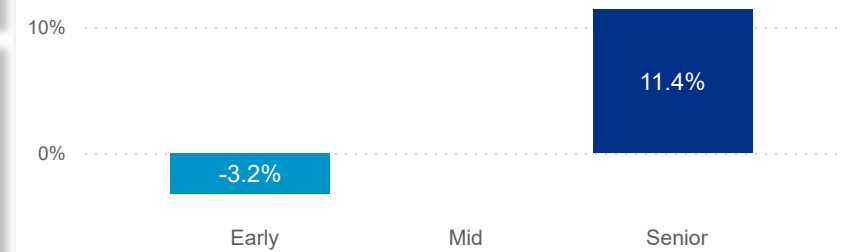
# 0.57

STAYER


# 0.96

### PAY & CAREER SENIORITY (USD)

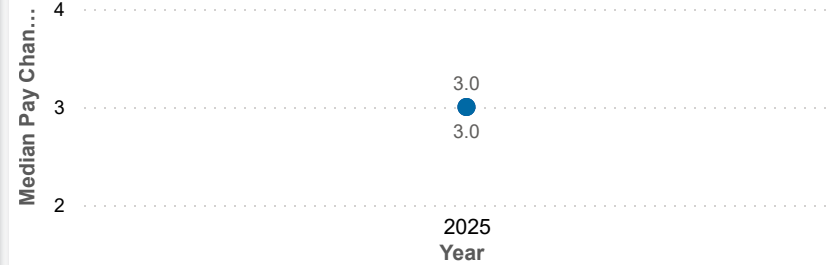
Seniority: ● Early ● Mid ● Senior



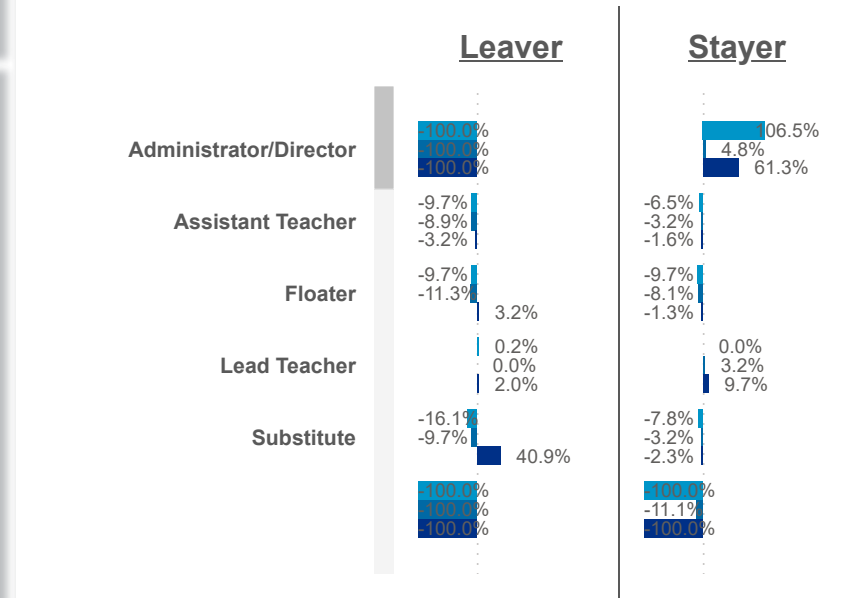
Worker Status: ● Leaver ● Stayer



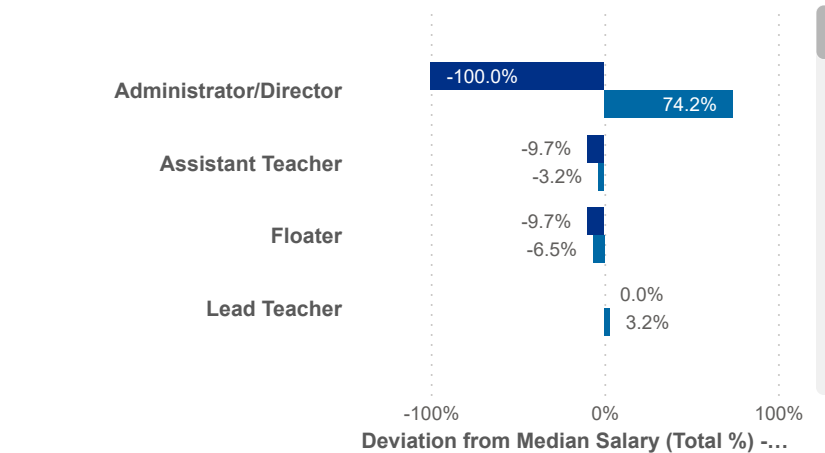
Worker Status: ● Leaver ● Stayer



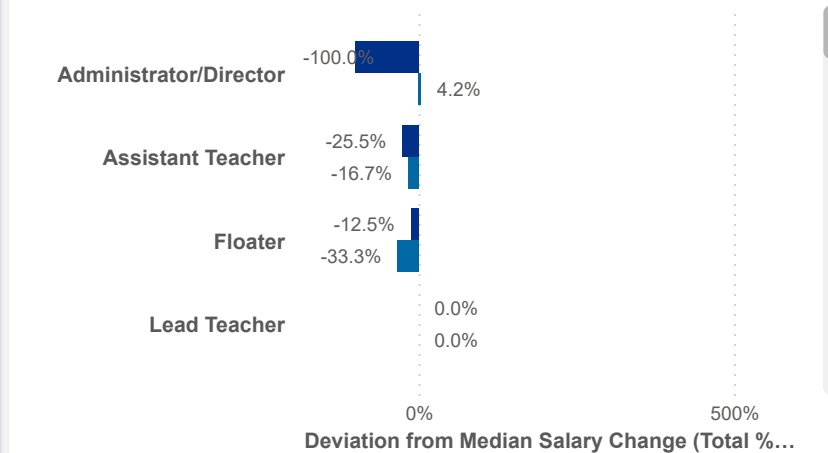
Seniority: ● Early ● Mid ● Senior



Worker Status: ● Leaver ● Stayer



Worker Status: ● Leaver ● Stayer





Date: 202507 Program Type: Multiple select...  
 202509 Position Type: All Job Title: All Teacher Age Group: All Education: All TEACH Status: All  
 Credential: All TEACH Models: All

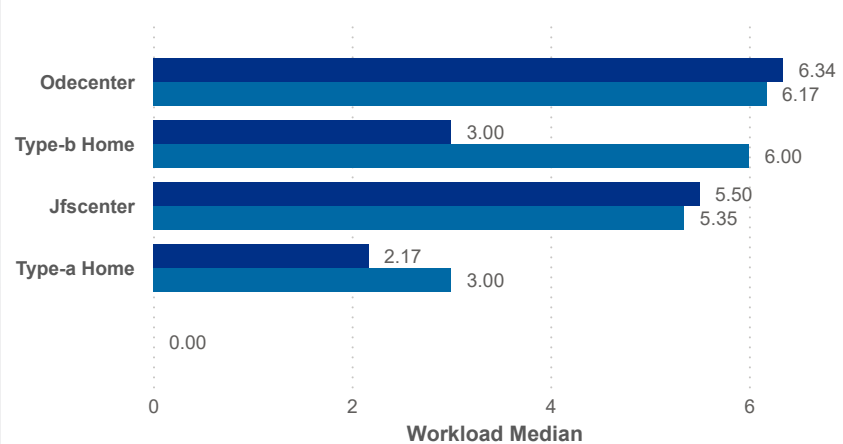
SDA>County: SDA 6 SUTQ Rating: All Total Duration: 0.00  
 100.00 Center Type: All Publicly Funded: All POWER Status: All  
 Beale Code: All Student Age Group: All POWER Levels: All

### Workload Median (Total)

# 5.38

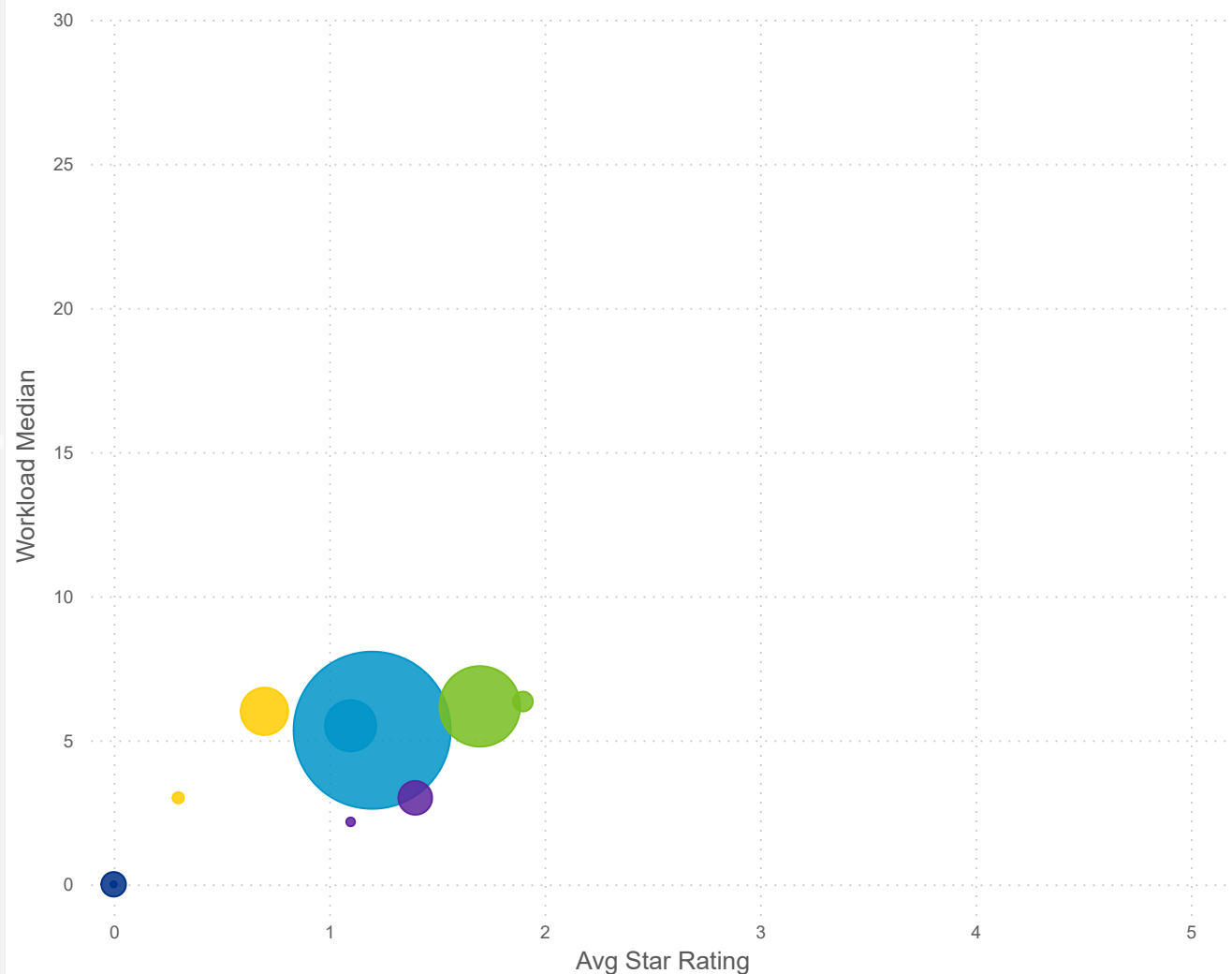
### Workload Median

Worker status ● Leaver ● Stayer



### Star Rating Mean, Workload Median, and Number of Users by Worker Status and Center Type

Center Type: ● Day Camp ● Inhome Aide ● Jfscenter ● Odecenter ● Type-a Home ● Type-b Home

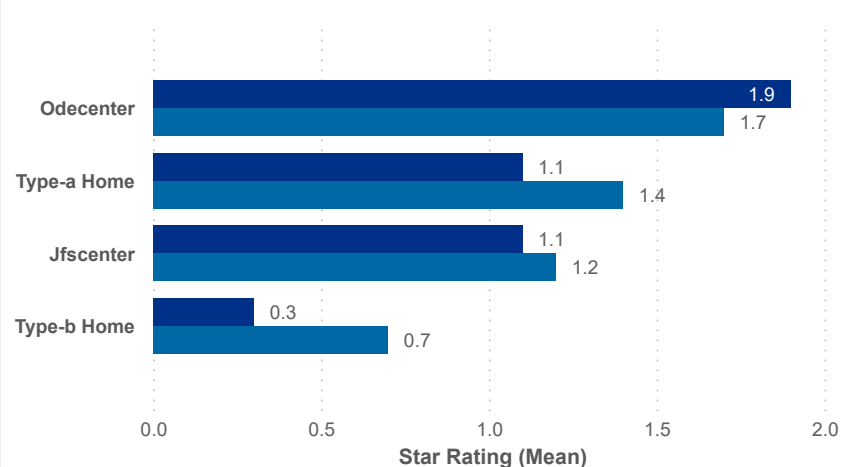


### Star Rating Mean (Total)

# 1.2

### Star Rating Mean

Worker status ● Leaver ● Stayer



### Star Rating Mean (Leaver)

# 1.2

### Star Rating Mean (Stayer)

# 1.2



Date:  Program Type: 
 Job Title:  Teacher Age Group:  Education:  TEACH Status:

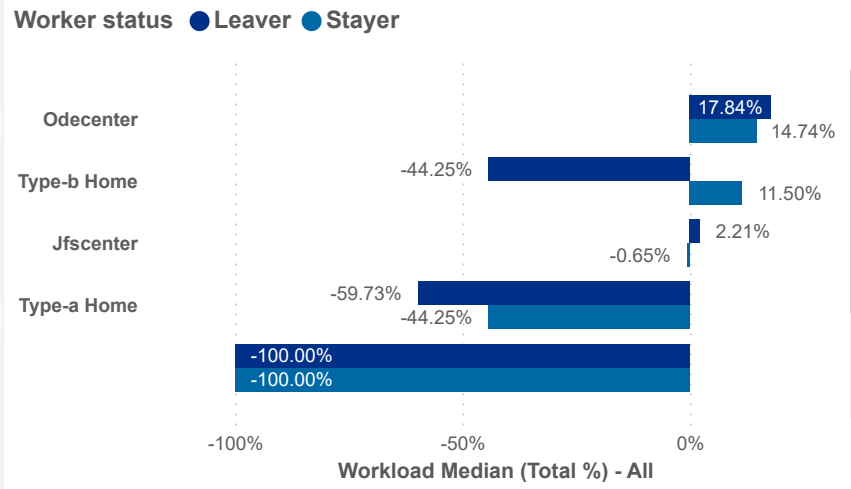
Date:  Position Type: 
 SUTQ Rating:  Total Duration:  Center Type:  Publicly Funded:  POWER Status:

SDA>County:  Beale Code:  Student Age Group:  POWER Levels:

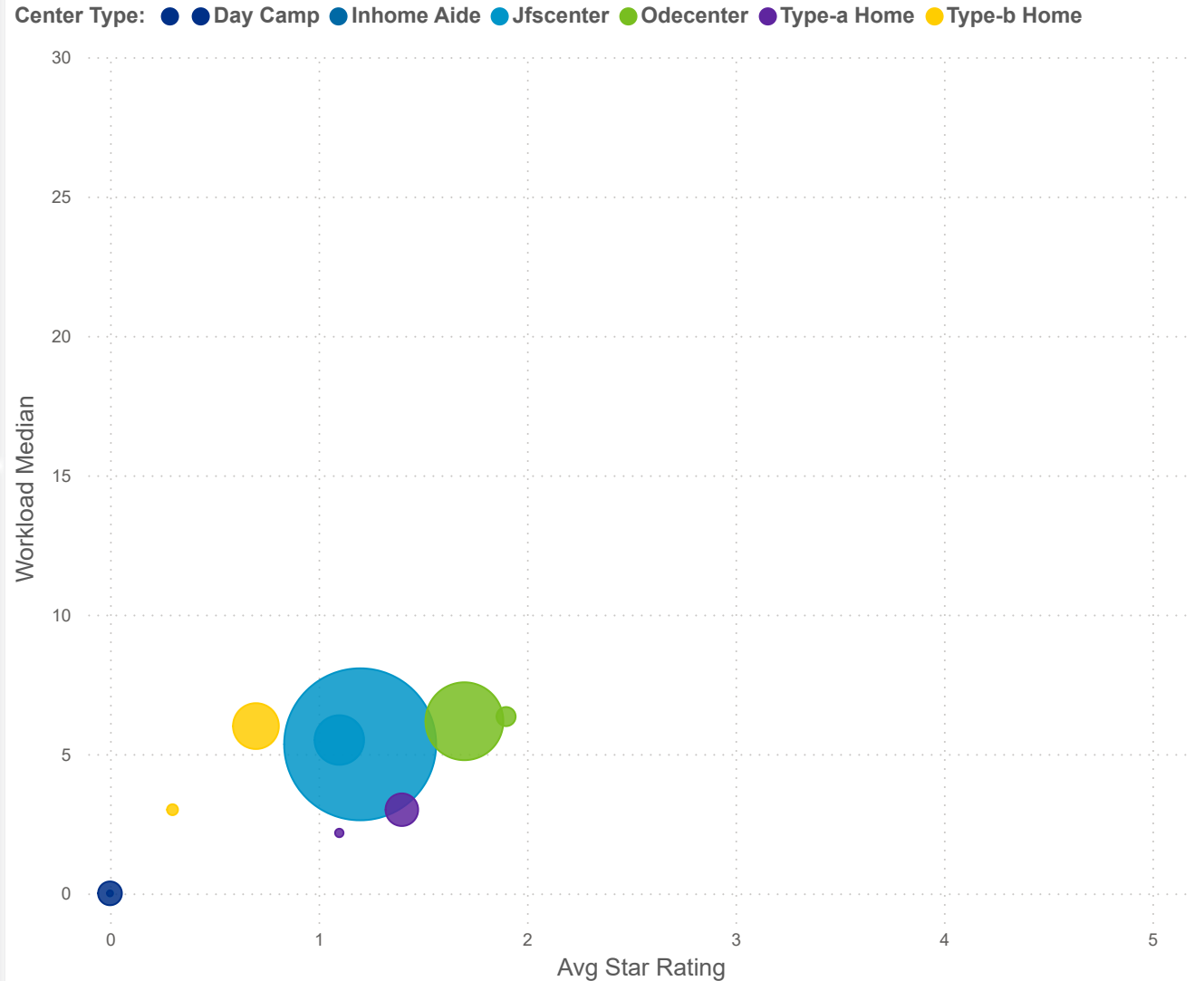
### Workload Median (Total)

# 5.38

### Workload Median (Total %)



### Star Rating Mean, Workload Median, and Number of Users by Worker Status and Center Type



### Workload Median (Leaver)

# 5.50

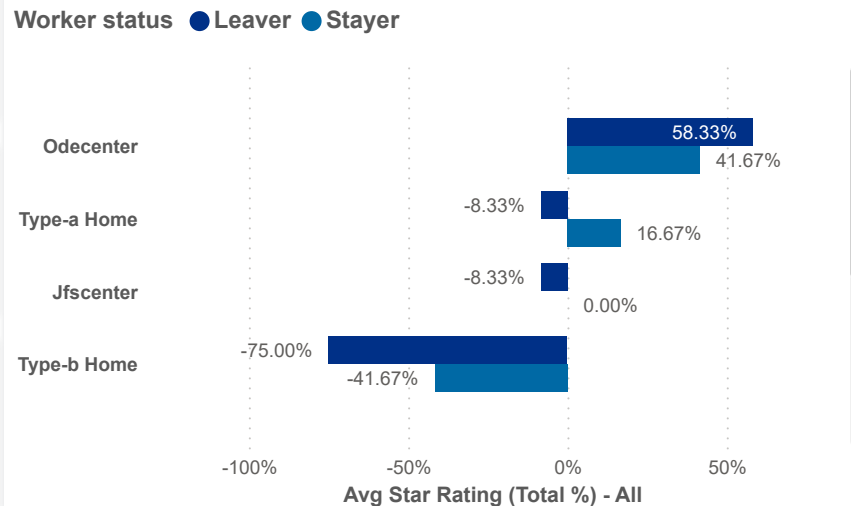
### Workload Median (Stayer)

# 5.38

### Star Rating Mean (Total)

# 1.2

### Star Rating Mean (Total %)



### Star Rating Mean (Leaver)

# 1.2

### Star Rating Mean (Stayer)

# 1.2



Date:  Program Type: 
 Job Title:  Teacher Age Group:  Education:  TEACH Status:

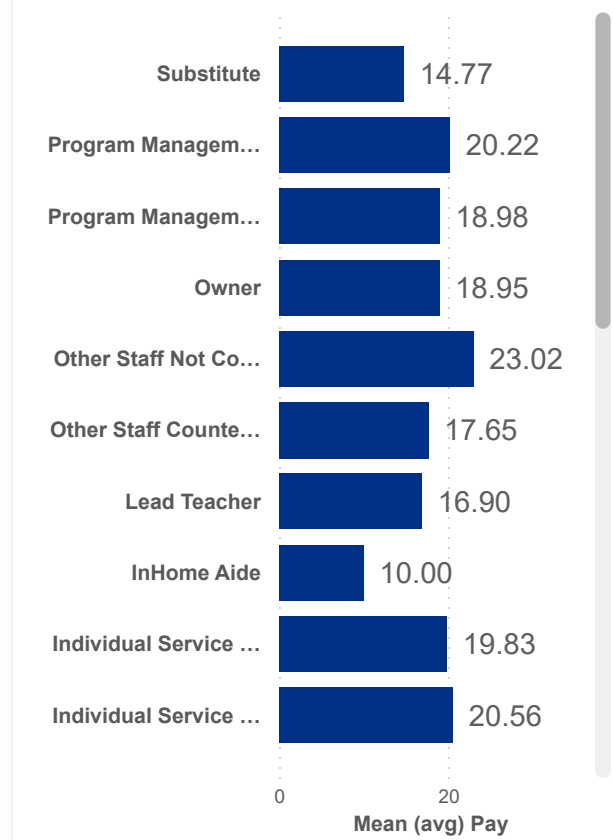
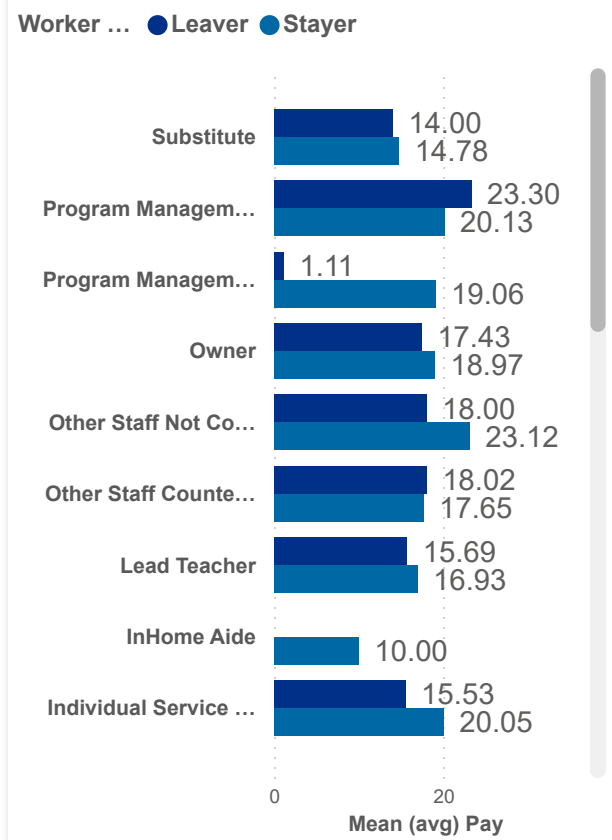
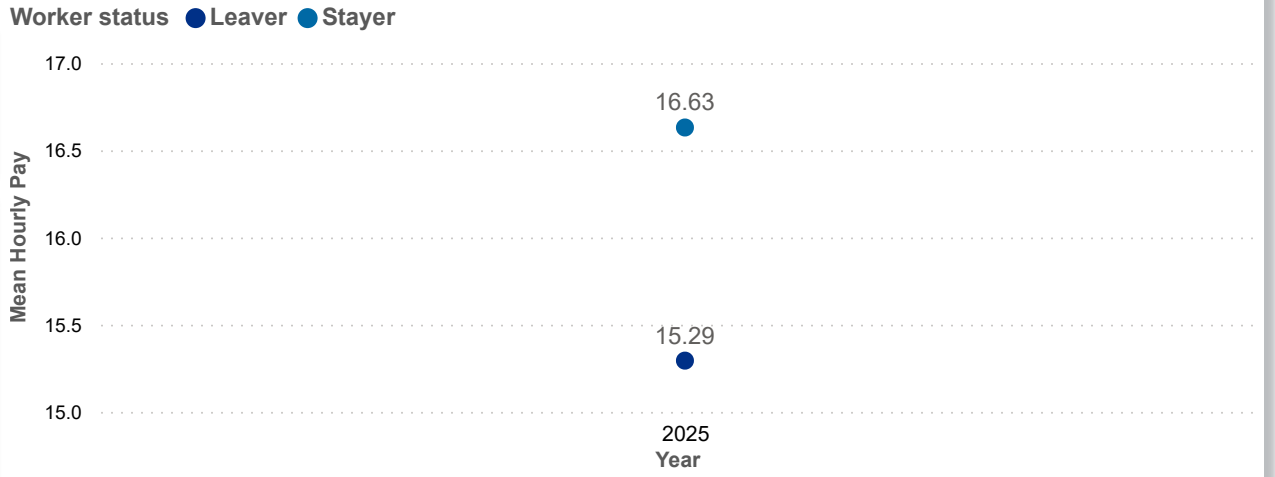
Date:  Position Type: 
 SUTQ Rating:  Total Duration:  Center Type:  Publicly Funded:  POWER Status:

SDA>County:  Total Duration:  Beale Code:  Student Age Group:  POWER Levels:

### PAY MEAN (USD)

LEAVER	STAYER	COMBINED
<b>15.29</b>	<b>16.63</b>	<b>16.59</b>

### Salary Mean by Year and Worker Status



### Combined Salary Mean by Year and Worker Status

