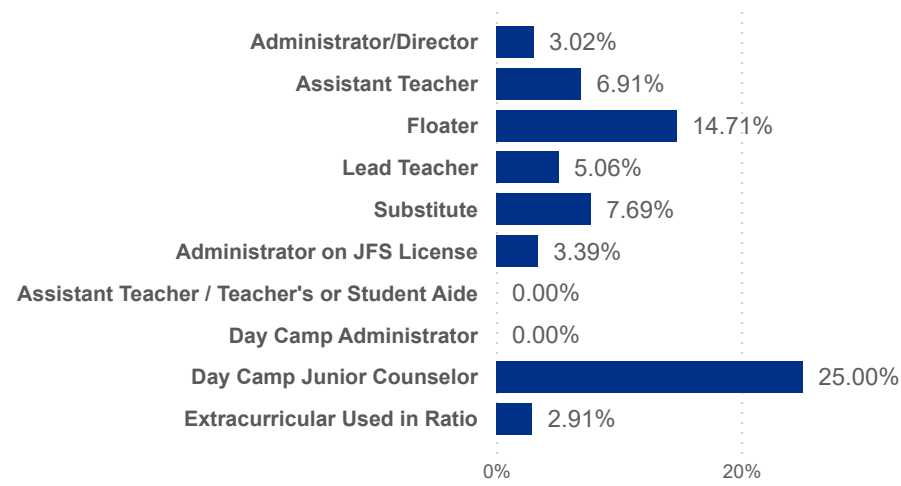


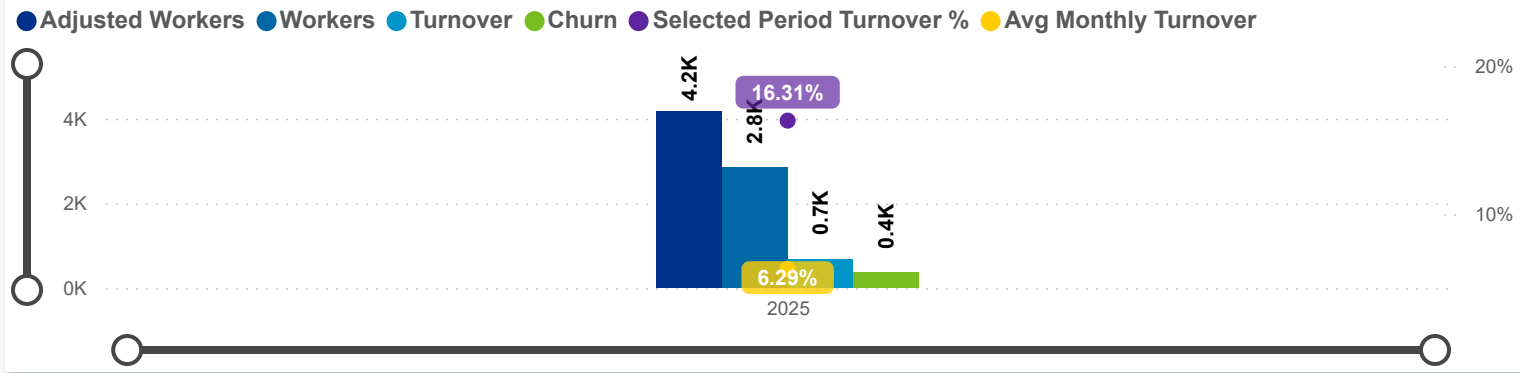
Date: 202507 | Program Type: Multiple select... | Job Title: All | Teacher Age Group: All | Education: All | TEACH Status: All  
 202509 | Position Type: All | SUTQ Rating: All | Total Duration: 0.00 | Center Type: All | Publicly Funded: All | POWER Status: All  
 SDA>County: SDA 5 | Beale Code: All | Student Age Group: All | POWER Levels: All

**Avg Monthly Turnover Rates by Job Title**

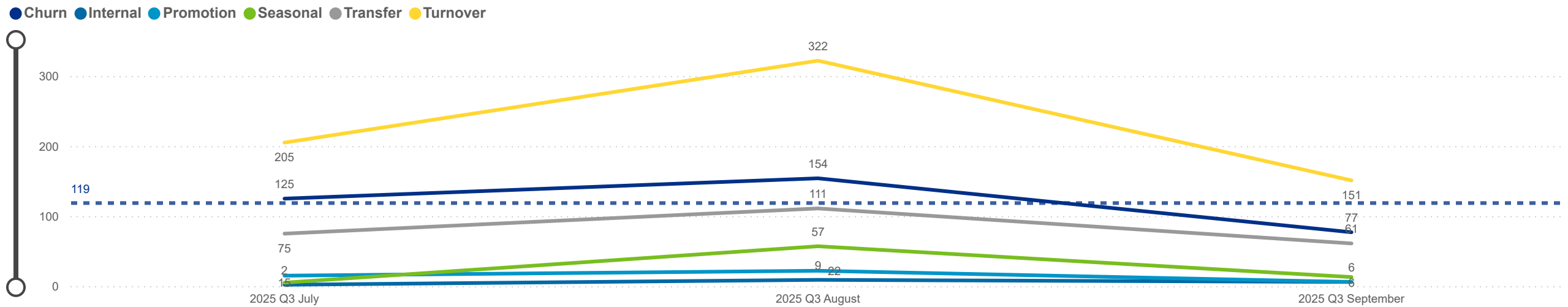


Avg Monthly Turnover	Adjusted Workers	Total Leaver	Total Stayer	Sel Period Turnover
<b>6.29%</b>	<b>4,157</b>	<b>354</b>	<b>3,803</b>	<b>16.31%</b>

**Avg Monthly Turnover and Number of Workers**



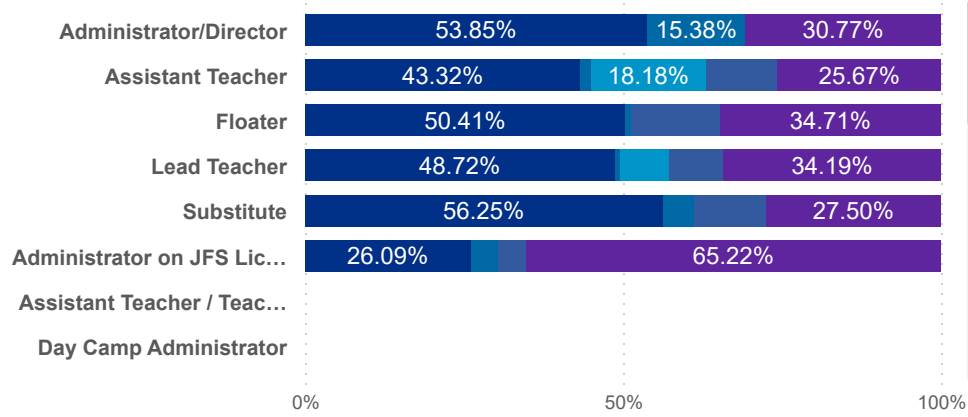
**Categorization by Time Series**



Date: 202507 | Program Type: Multiple select... | Job Title: All | Teacher Age Group: All | Education: All | TEACH Status: All  
 202509 | Position Type: All | SUTQ Rating: All | Total Duration: 0.00 | Center Type: All | Publicly Funded: All | POWER Status: All  
 SDA>County: SDA 5 | Beale Code: All | Student Age Group: All | POWER Levels: All

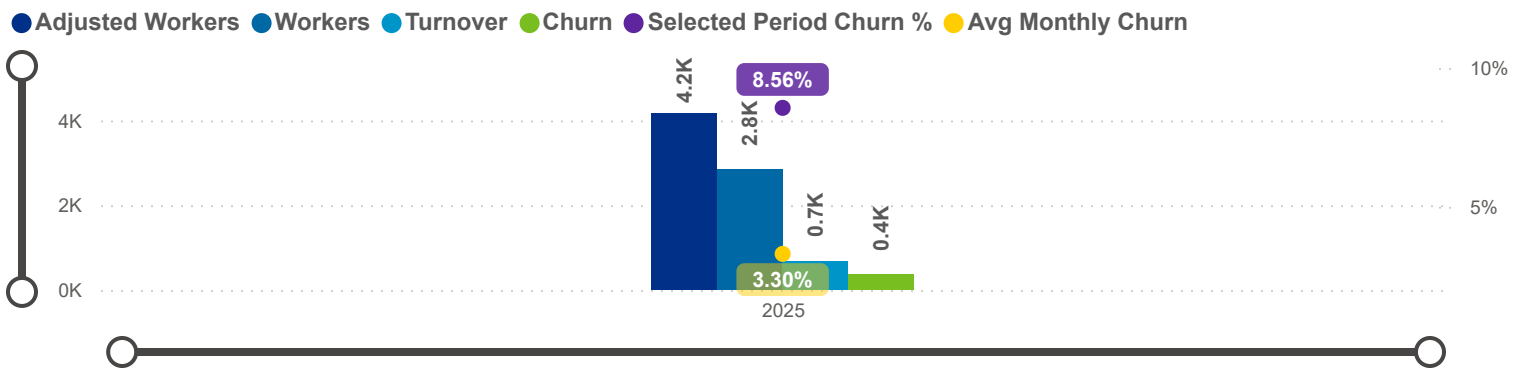
**Job Change Reasons by Job Title**

● Churn ● Internal ● Promotion ● Seasonal ● Transfer



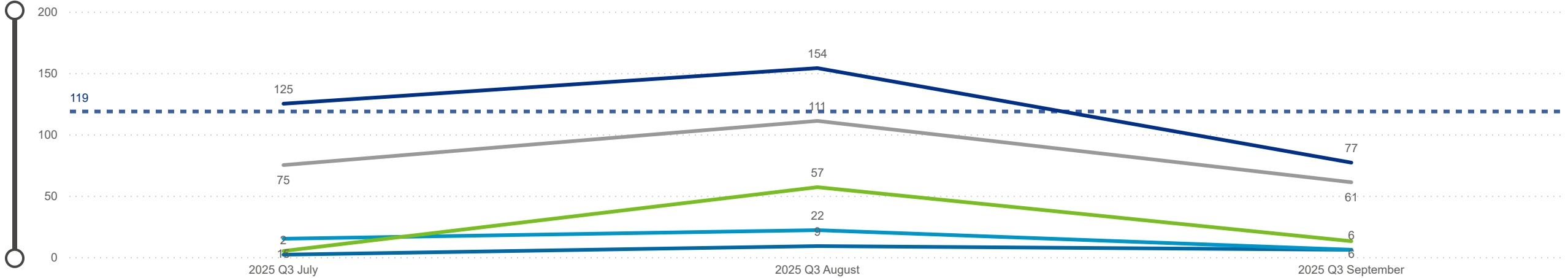
Avg Monthly Churn	Adjusted Workers	Workload Median	Pay Median USD / hr	Avg ECE Duration
<b>3.30%</b>	<b>4,157</b>	<b>4.80</b>	<b>14.56</b>	<b>5.94</b>

**Avg Monthly Churn and Number of Workers**

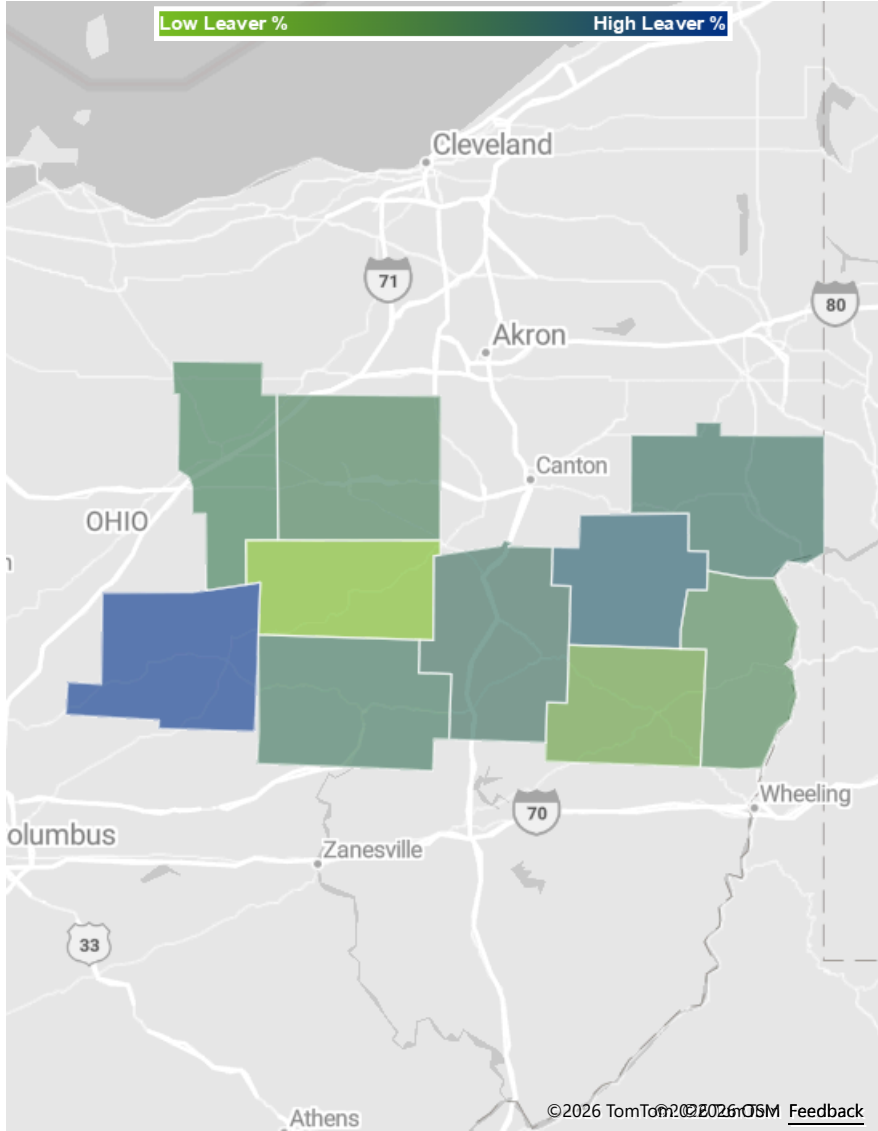


**Categorization by Time Series**

● Churn ● Internal ● Promotion ● Seasonal ● Transfer

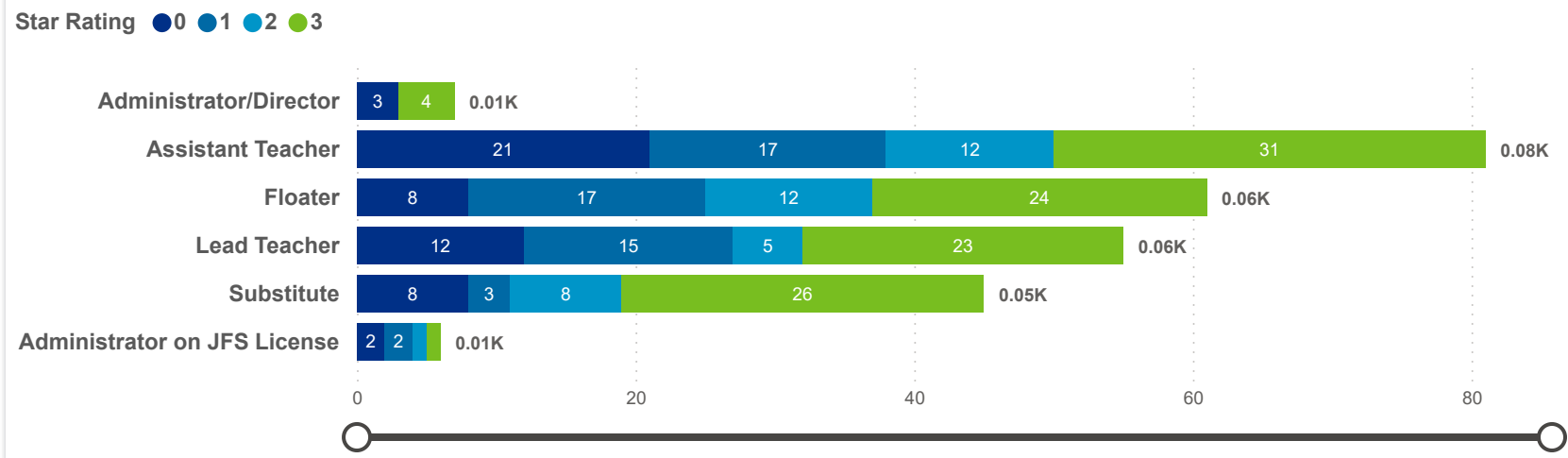


Date: 202507 | Program Type: Multiple select... | Job Title: All | Teacher Age Group: All | Education: All | TEACH Status: All  
 202509 | Position Type: All | SUTQ Rating: All | Total Duration: 0.00 | Center Type: All | Publicly Funded: All | POWER Status: All  
 SDA>County: SDA 5 | Beale Code: All | Student Age Group: All | POWER Levels: All



<b>ADJUSTED WORKERS</b>	<b>TOTAL LEAVER</b>	<b>TOTAL STAYER</b>	<b>SELECTED PERIOD CHURN %</b>
<b>4,157</b>	<b>354</b>	<b>3,803</b>	<b>8.52%</b>

**Leaver by Job Title and Star Rating**



County	Adjusted Workers	Workers	Workers %	Total Leaver	Total Stayer	Selected Period Churn %	Stayer %	Avg Monthly Churn	Selected Period Turnover %	Avg Monthly Turnover	Workload Median	Avg Star Rating
Harrison OH	48	42	1.48%	2	46	4.17%	95.83%	1.49%	12.50%	4.48%	6.86	2.62
Carroll OH	78	71	2.50%	8	70	10.26%	89.74%	3.85%	15.38%	5.77%	6.57	2.58
Columbiana OH	965	528	18.58%	83	882	8.60%	91.40%	3.37%	18.86%	7.38%	3.50	2.22
Knox OH	533	365	12.84%	73	460	13.70%	86.30%	5.88%	24.77%	10.48%	3.00	2.15
Holmes OH	71	58	2.04%	1	70	1.41%	98.59%	0.52%	2.82%	1.03%	4.29	2.13
Jefferson OH	464	389	13.69%	31	433	6.68%	93.32%	2.52%	10.56%	3.98%	6.38	1.90
Tuscarawas OH	521	369	12.98%	44	477	8.45%	91.55%	3.24%	15.93%	5.97%	5.75	1.60
Wayne OH	781	584	20.55%	58	723	7.43%	92.57%	2.78%	14.72%	5.51%	5.25	1.55
Ashland OH	341	267	9.39%	26	315	7.62%	92.38%	2.95%	13.78%	5.33%	5.65	1.48
Coshocton OH	357	251	8.83%	28	329	7.84%	92.16%	3.00%	14.01%	5.36%	4.18	0.97
<b>Total</b>	<b>4,157</b>	<b>2,842</b>	<b>100.00%</b>	<b>354</b>	<b>3,803</b>	<b>8.52%</b>	<b>91.48%</b>	<b>3.30%</b>	<b>16.31%</b>	<b>6.29%</b>	<b>4.80</b>	<b>1.81</b>



Date:	202507	Program Type:	Multiple select... ▾	Job Title:	All ▾	Teacher Age Group:	All ▾	Education:	All ▾	TEACH Status:	All ▾
	202509	Position Type:	All ▾					Credential:	All ▾	TEACH Models:	All ▾
SDA>County:	SDA 5 ▾	SUTQ Rating:	All ▾	Total Duration:	0.00	Center Type:	All ▾	Publicly Funded:	All ▾	POWER Status:	All ▾
					100.00	Beale Code:	All ▾	Student Age Group:	All ▾	POWER Levels:	All ▾

NUMBER OF WORKERS		AVG ECE DURATION (In Years)		HOURLY WAGE BANDS (USD)	
TOTAL LEAVER	TOTAL STAYER	LEAVER	STAYER	LEAVER (Hourly Wage MED)	STAYER (Hourly Wage MED)
<b>354</b>	<b>3,803</b>				



Date:  Program Type: 
 Job Title:  Teacher Age Group:  Education:  TEACH Status:

Date:  Position Type: 
 SUTQ Rating:  Total Duration:  Center Type:  Publicly Funded:  POWER Status:

SDA>County:  Beale Code:  Student Age Group:  POWER Levels:

### NUMBER OF WORKERS

### AVG ECE DURATION (In Years)

### HOURLY WAGE BANDS (USD)

LEAVER

STAYER

# 8.52%

# 91.48%

LEAVER

STAYER

# 4.50

# 6.02

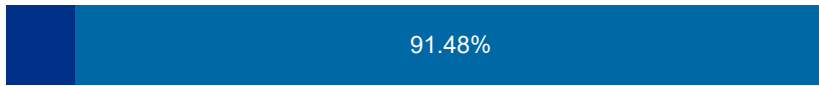
LEAVER (Hourly Wage MED)

STAYER (Hourly Wage MED)

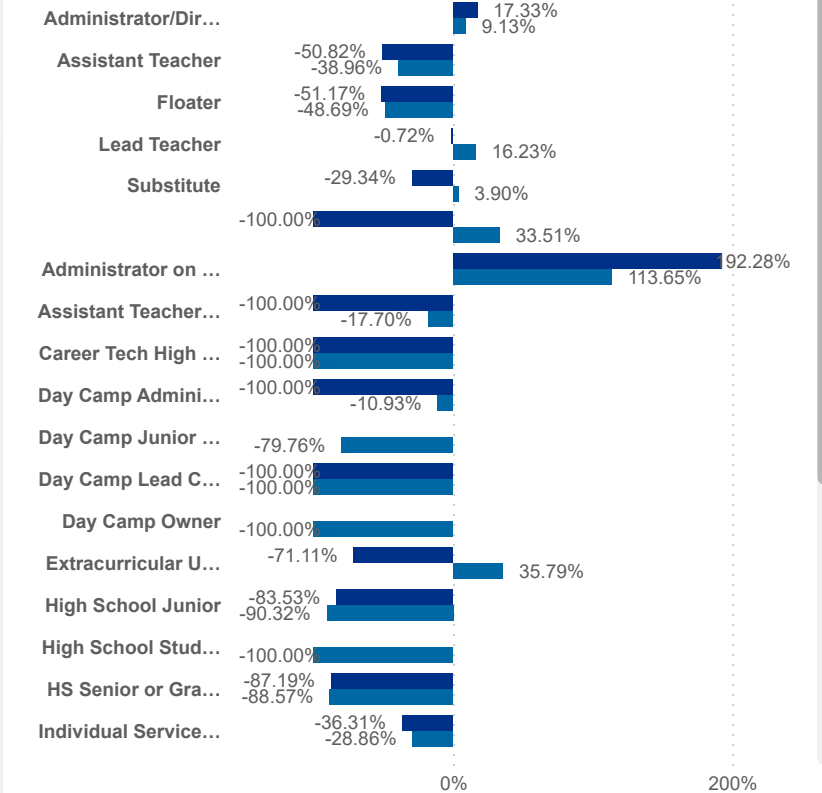
# 12.04

# 14.75

● Leaver % ● Stayer %



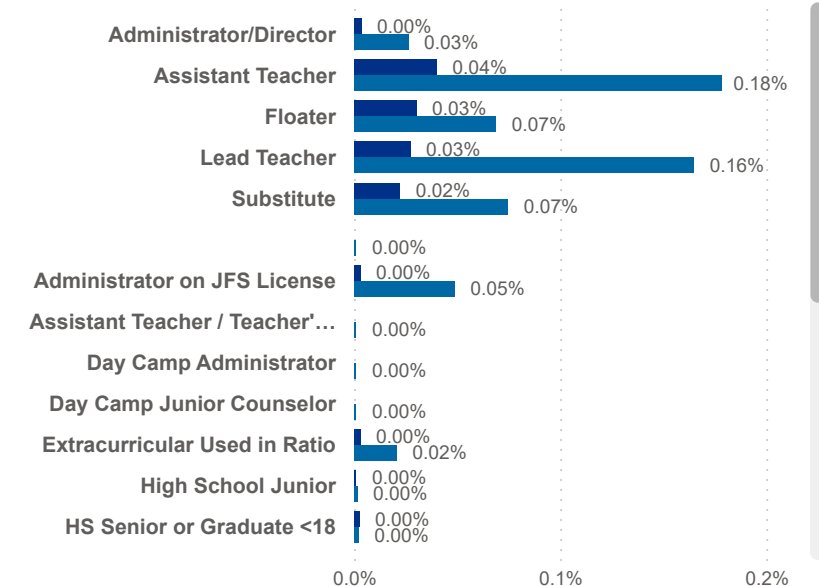
Worker Status: ● Leaver ● Stayer



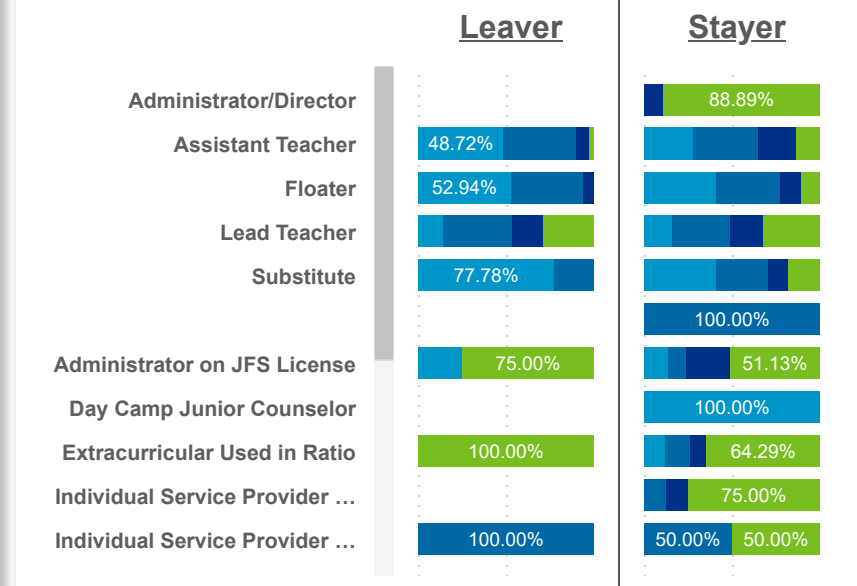
Wage Bands: ● < 10 ● 10 < .. < 11.6 ● 11.6 < .. < 14 ● > 14



Worker Status: ● Leaver ● Stayer



Wage Bands: ● < 10 ● 10 < .. < 11.6 ● 11.6 < .. < 14 ● > 14





Date: 202507 Program Type: Multiple select...  
 Job Title: All Teacher Age Group: All Education: All TEACH Status: All  
 202509 Position Type: All Credential: All TEACH Models: All  
 SDA>County: SDA 5 SUTQ Rating: All Total Duration: 0.00  
 100.00 Center Type: All Publicly Funded: All POWER Status: All  
 Beale Code: All Student Age Group: All POWER Levels: All

### LEAVER (Avg Career Duration)

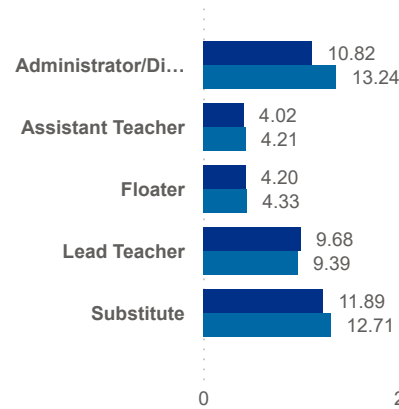
# 10.20

### STAYER (Avg Career Duration)

# 12.76

## Avg Career Duration by Job Title

Worker Status: ● Leaver ● Stayer



County	Job Title	Longest Serving Profile	\$ / hr	Seniority	Workload	Star Rating (M)
Ashland	Administrator/Director	1.46		Early	12.80	
Carroll	Administrator/Director	2.47		Early	7.43	
Columbiana	Administrator/Director	2.55		Early	10.00	
Coshocton	Administrator/Director	2.31		Early	5.83	
Harrison	Administrator/Director	2.85		Early	7.43	
Jefferson	Administrator/Director	1.83		Early	7.14	
Tuscarawas	Administrator/Director	2.08		Early	7.33	
Wayne	Administrator/Director	1.16		Early	10.33	
Wayne	Administrator/Director	4.93	15.00	Early	7.33	
Coshocton	Administrator/Director	4.78	22.00	Early	9.71	
Coshocton	Administrator/Director	4.00	22.45	Early	11.67	

### TOTAL STAYER

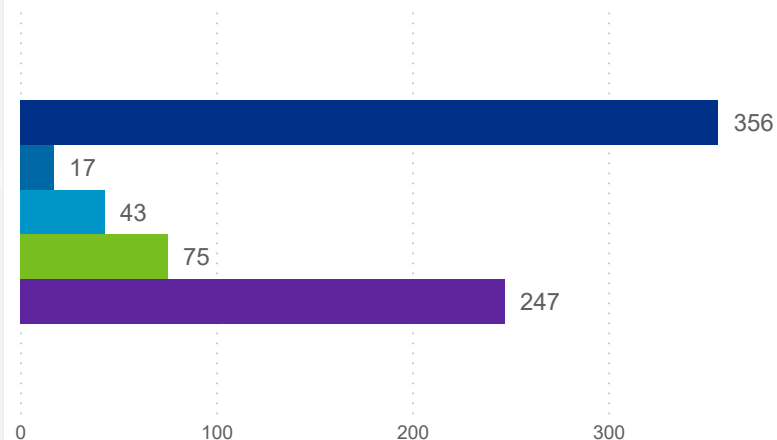
# 3,803

### STAYER (Promotion)

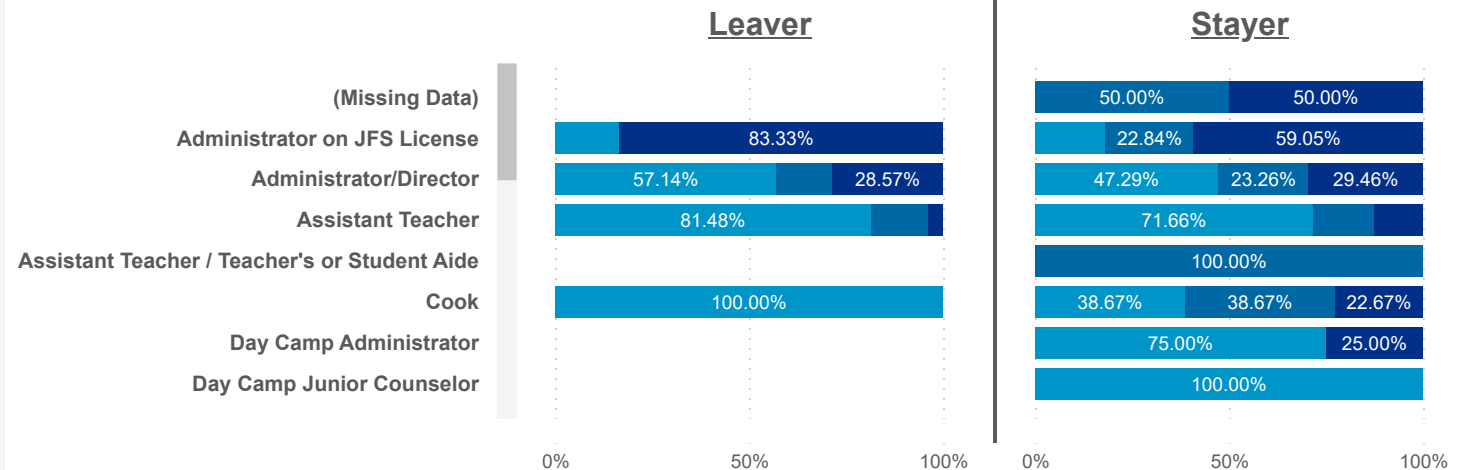
# 43

## Turnover Reasons

● Churn ● Internal ● Promotion ● Seasonal ● Transfer



Seniority: ● Early ● Mid ● Senior





Date:  Program Type: 
 Job Title:  Teacher Age Group:  Education:  TEACH Status: 
  
 Position Type:  Credential:  TEACH Models: 
  
 SDA>County:  SUTQ Rating:  Total Duration:  Center Type:  Publicly Funded:  POWER Status: 
  
 Beale Code:  Student Age Group:  POWER Levels:

### LEAVER (Avg Career Duration)

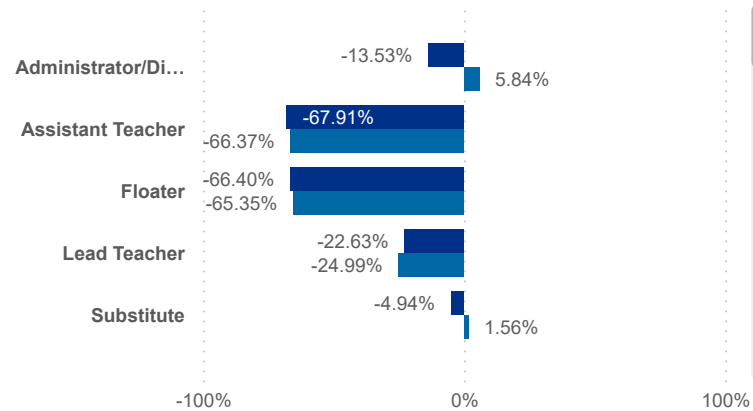
# 10.20

### STAYER (Avg Career Duration)

# 12.76

## Avg Career Duration by Job Title vs Mean

Worker Status: ● Leaver ● Stayer



County	Job Title	Longest Serving Profile	\$ / hr	Seniority	Workload	Star Rating (mean)
Columbiana	Floater	0.00	13.00	Early	7.10	3.0
Coshocton	Assistant Teacher	0.01	20.00	Early	7.62	3.0
Jefferson	Lead Teacher	0.01	28.00	Early	7.14	0.0
Ashland	Floater	0.02	13.12	Mid	3.45	0.0
Knox	Lead Teacher	0.02	16.00	Early	7.70	1.0
Columbiana	Lead Teacher	0.02	16.50	Early	7.50	1.0
Columbiana	Administrator on JFS License	0.02	17.25	Early	7.50	1.0
Jefferson	Extracurricular Used in Ratio	0.02	20.05	Senior	1.63	3.0
Tuscarawas	Program Management Used in Ratio	0.02		Early	4.90	0.0
Tuscarawas	Assistant Teacher	0.03	15.65	Early	9.90	3.0
Columbiana	Lead Teacher	0.03	10.70	Early	8.29	1.0

### TOTAL STAYER

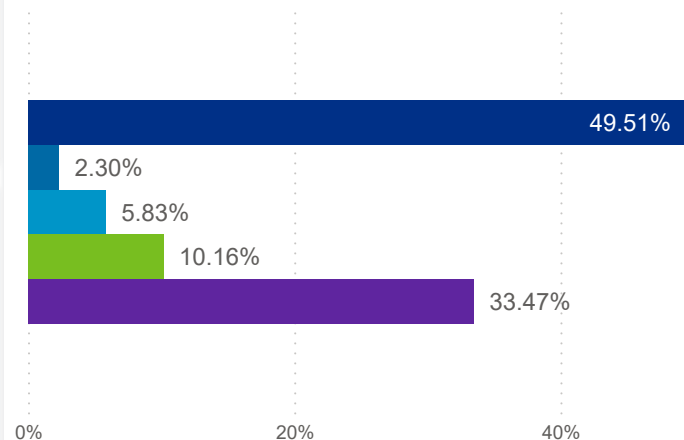
# 3,803

### STAYER (Promotion)

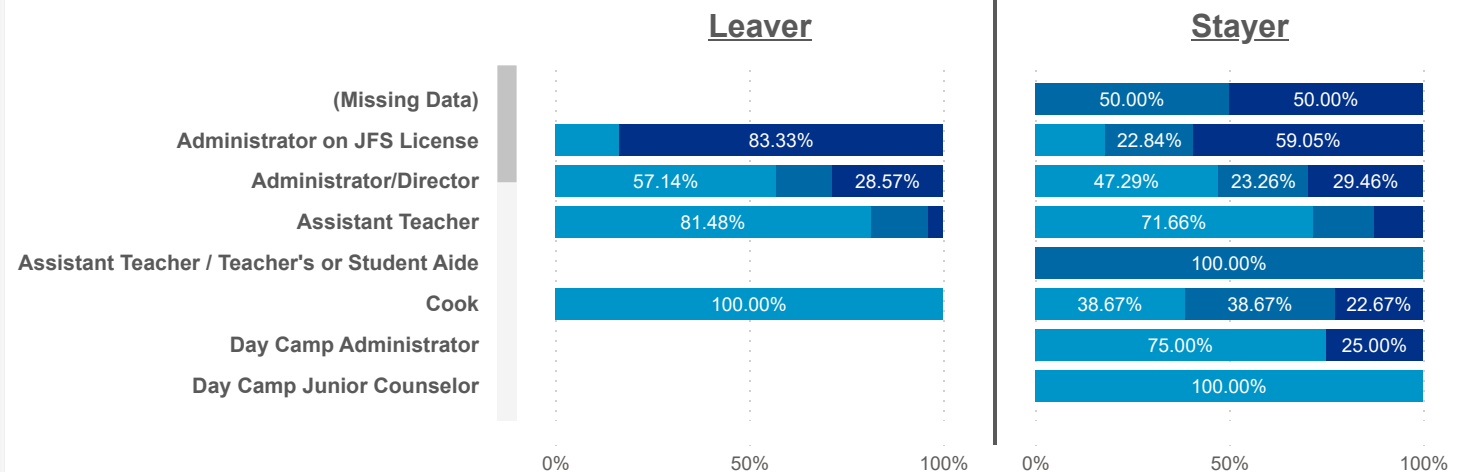
# 43

## Turnover Reasons

● Churn ● Internal ● Promotion ● Seasonal ● Transfer



Seniority: ● Early ● Mid ● Senior





Date:  Program Type: 
 Job Title:  Teacher Age Group:  Education:  TEACH Status:

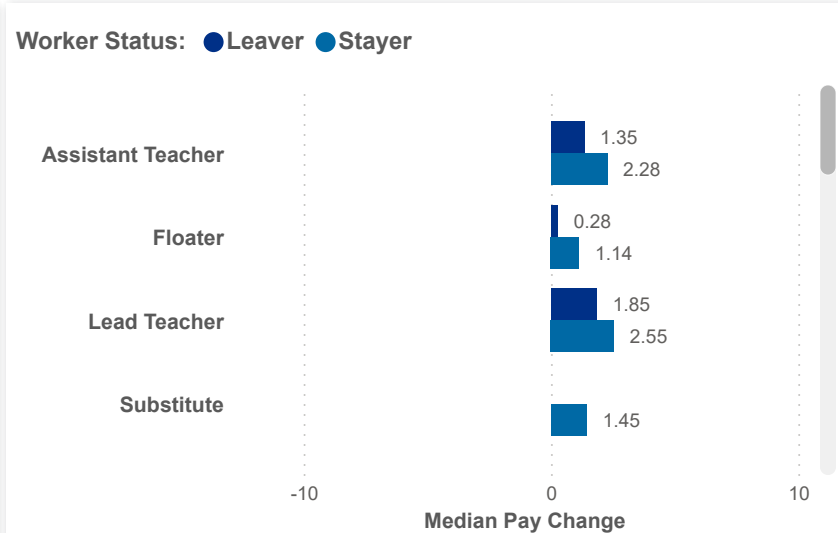
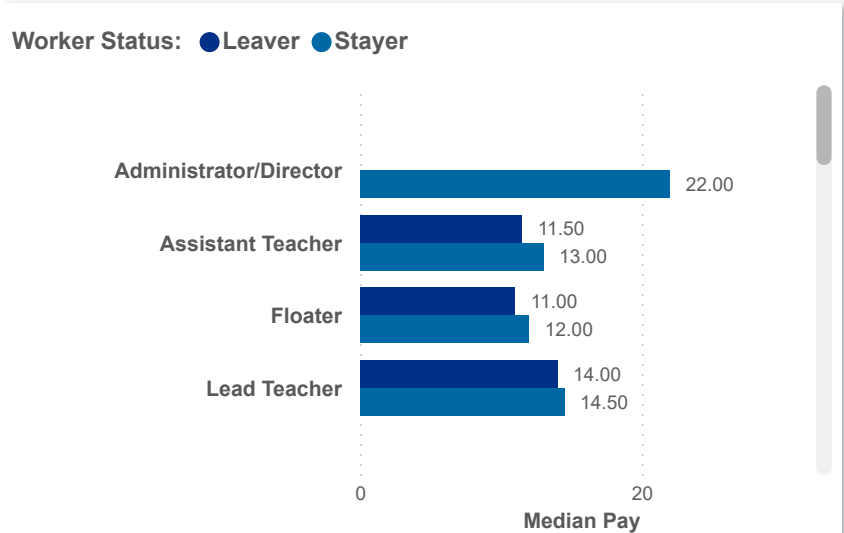
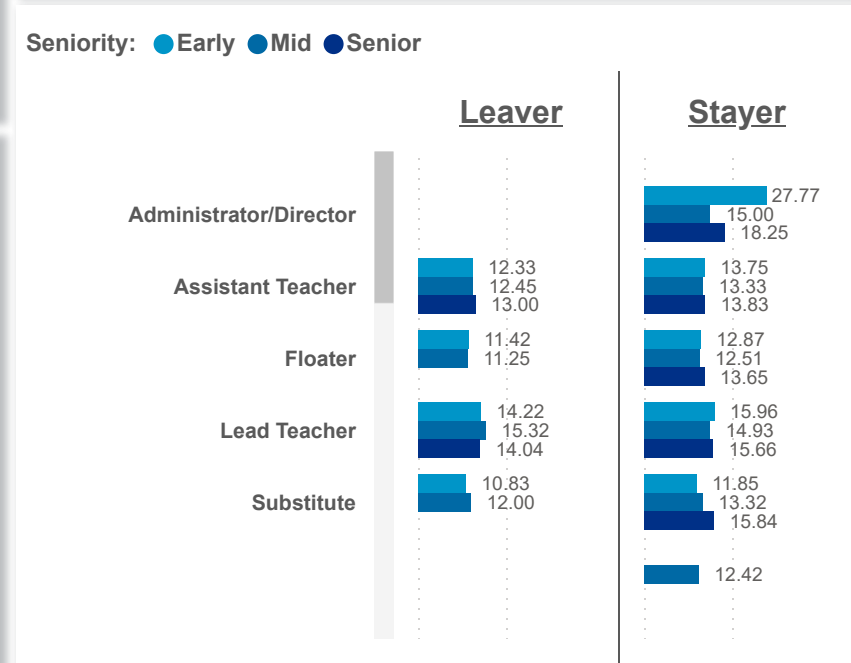
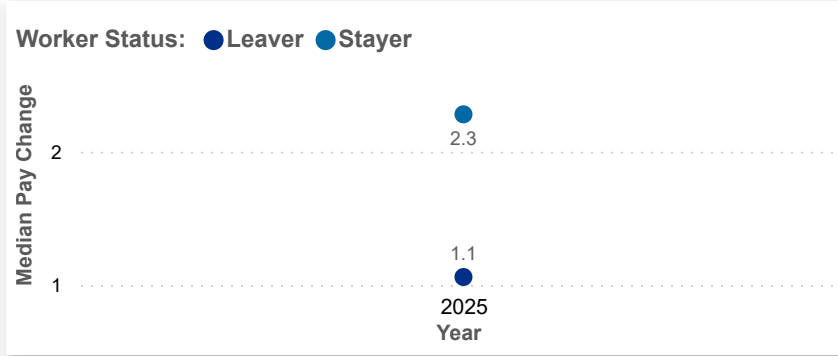
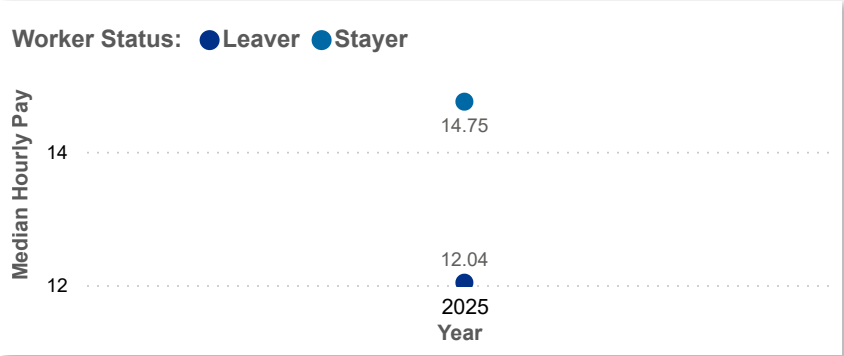
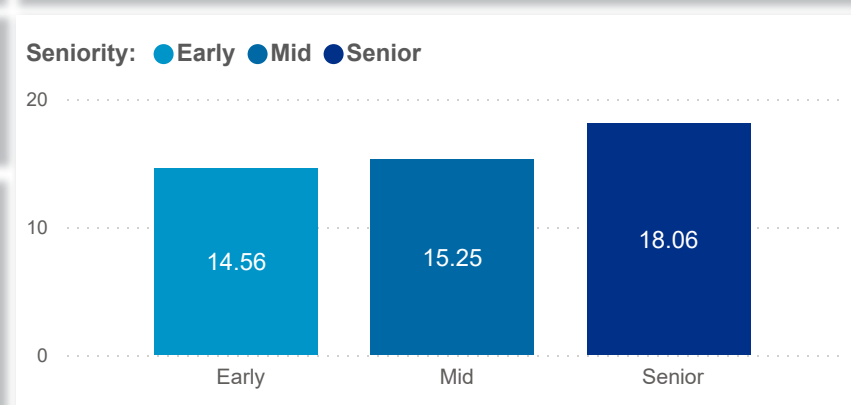
Date:  Position Type: 
 SUTQ Rating:  Total Duration:  Center Type:  Publicly Funded:  POWER Status:

SDA>County:  Total Duration:  Beale Code:  Student Age Group:  POWER Levels:

### PAY MEDIAN (USD)

### PAY PROGRESSION (USD)

### PAY & CAREER SENIORITY (USD)





Date:  Program Type: 
 Job Title:  Teacher Age Group:  Education:  TEACH Status:

Date:  Position Type: 
 SUTQ Rating:  Total Duration:  Center Type:  Publicly Funded:  POWER Status:

SDA>County:  Total Duration:  Beale Code:  Student Age Group:  POWER Levels:

### PAY MEDIAN (USD)

LEAVER

# 12.04

STAYER

# 14.75

### PAY PROGRESSION (USD)

LEAVER

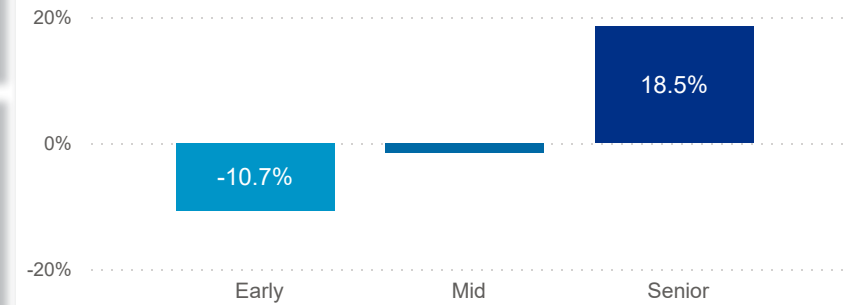
# 0.07

STAYER

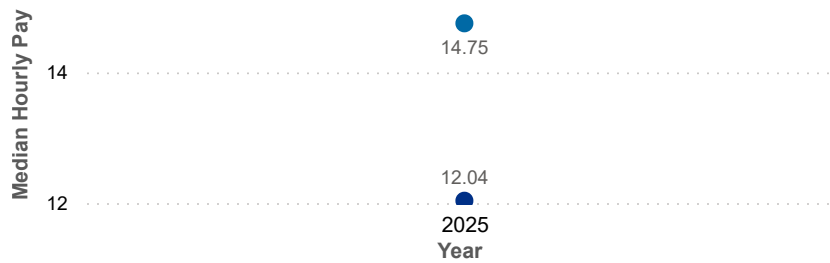
# 0.65

### PAY & CAREER SENIORITY (USD)

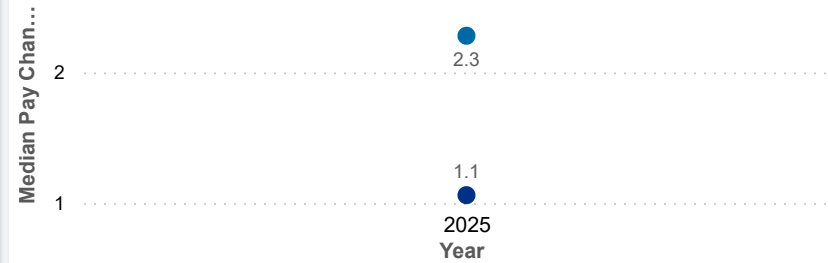
Seniority: ● Early ● Mid ● Senior



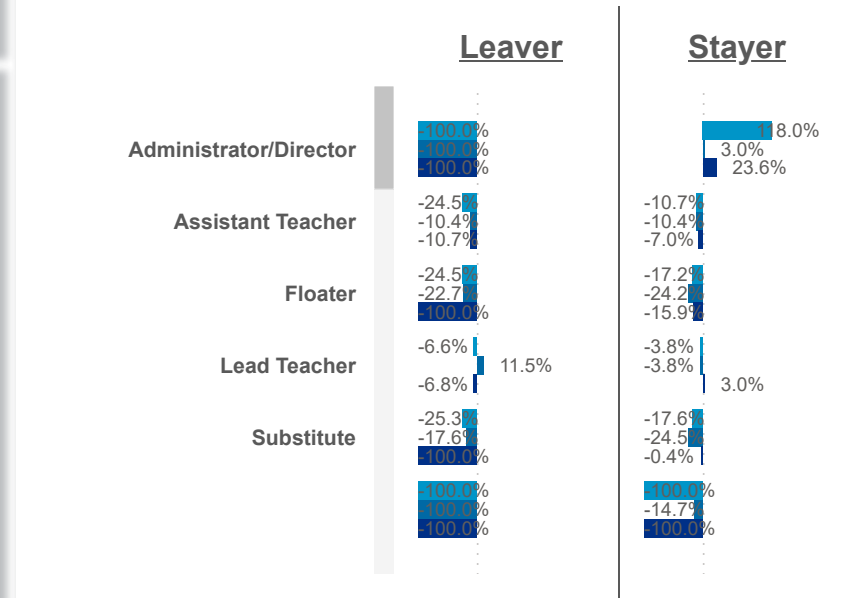
Worker Status: ● Leaver ● Stayer



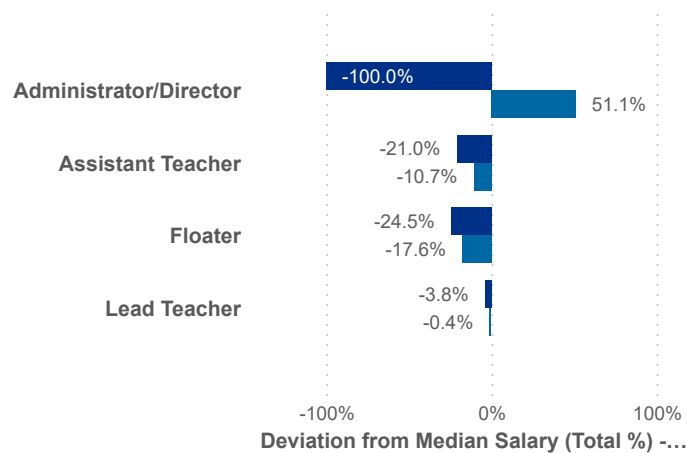
Worker Status: ● Leaver ● Stayer



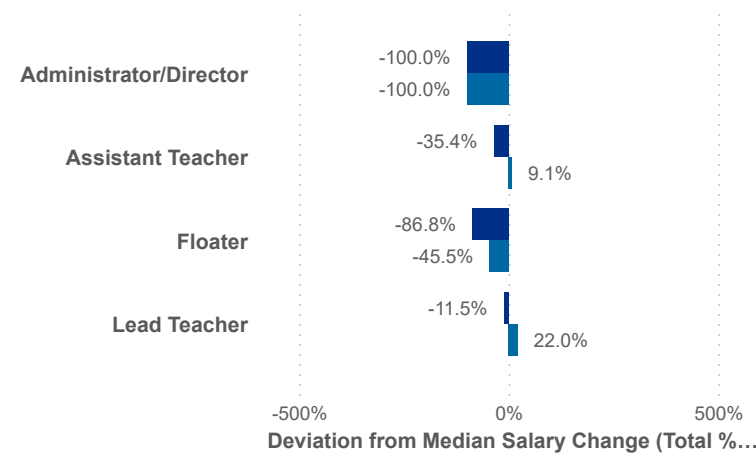
Seniority: ● Early ● Mid ● Senior



Worker Status: ● Leaver ● Stayer



Worker Status: ● Leaver ● Stayer





Date:  Program Type: 
 Job Title:  Teacher Age Group:  Education:  TEACH Status:

Date:  Position Type: 
 SUTQ Rating:  Total Duration:  Center Type:  Publicly Funded:  POWER Status:

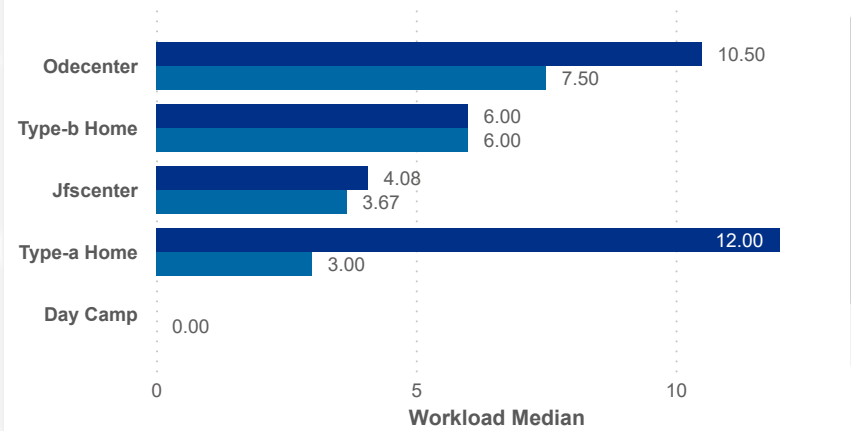
SDA>County:  Beale Code:  Student Age Group:  POWER Levels:

### Workload Median (Total)

# 4.80

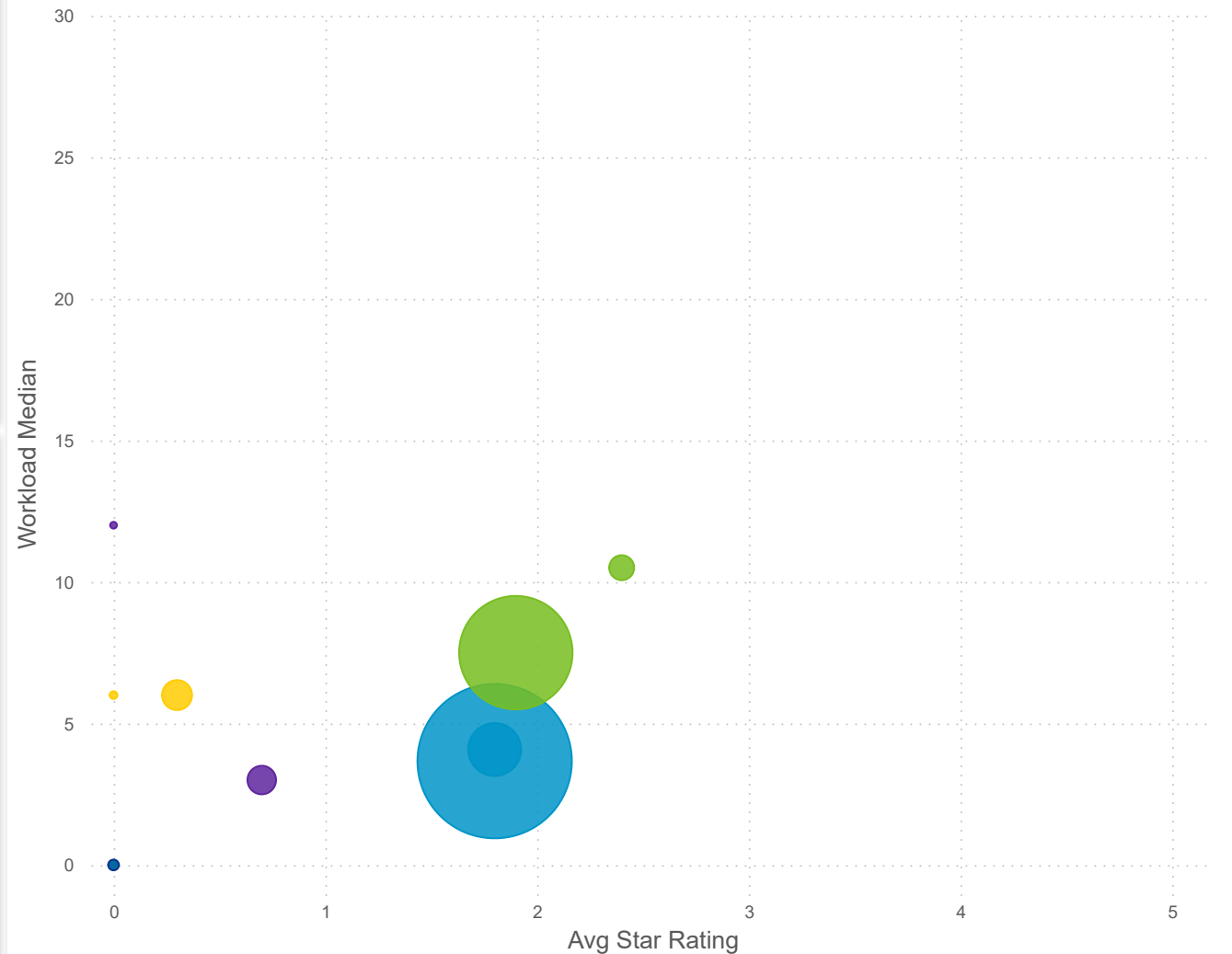
### Workload Median

Worker status ● Leaver ● Stayer



### Star Rating Mean, Workload Median, and Number of Users by Worker Status and Center Type

Center Type: ● Day Camp ● Inhome Aide ● Jfscenter ● Odecenter ● Type-a Home ● Type-b Home



### Workload Median (Leaver)

# 4.55

### Workload Median (Stayer)

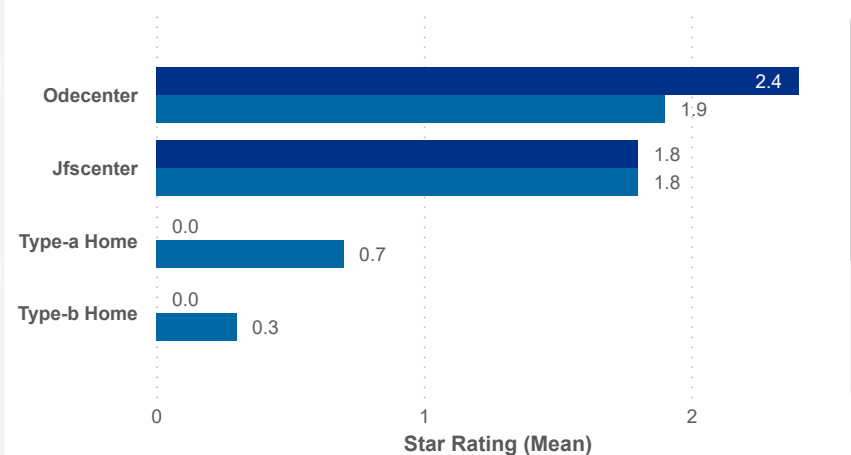
# 4.80

### Star Rating Mean (Total)

# 1.8

### Star Rating Mean

Worker status ● Leaver ● Stayer



### Star Rating Mean (Leaver)

# 1.9

### Star Rating Mean (Stayer)

# 1.8



Date:  Program Type: 
 Job Title:  Teacher Age Group:  Education:  TEACH Status:

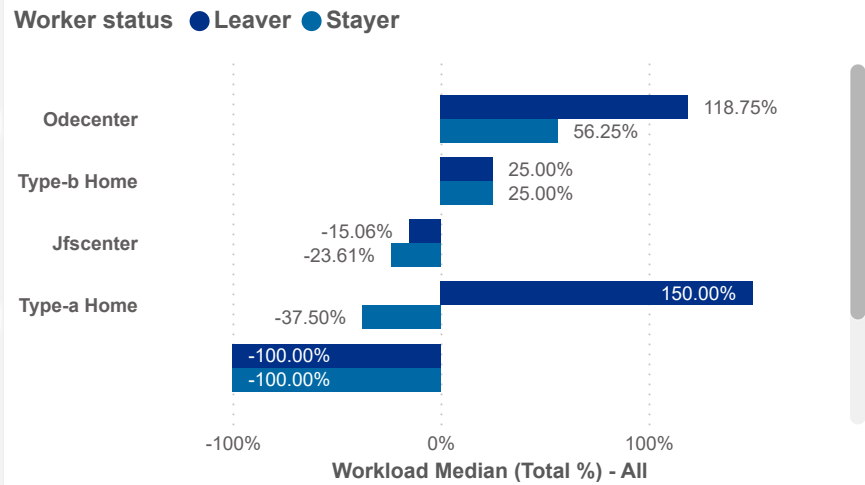
Date:  Position Type: 
 SUTQ Rating:  Total Duration:  Center Type:  Publicly Funded:  POWER Status:

SDA>County:  Beale Code:  Student Age Group:  POWER Levels:

### Workload Median (Total)

# 4.80

### Workload Median (Total %)



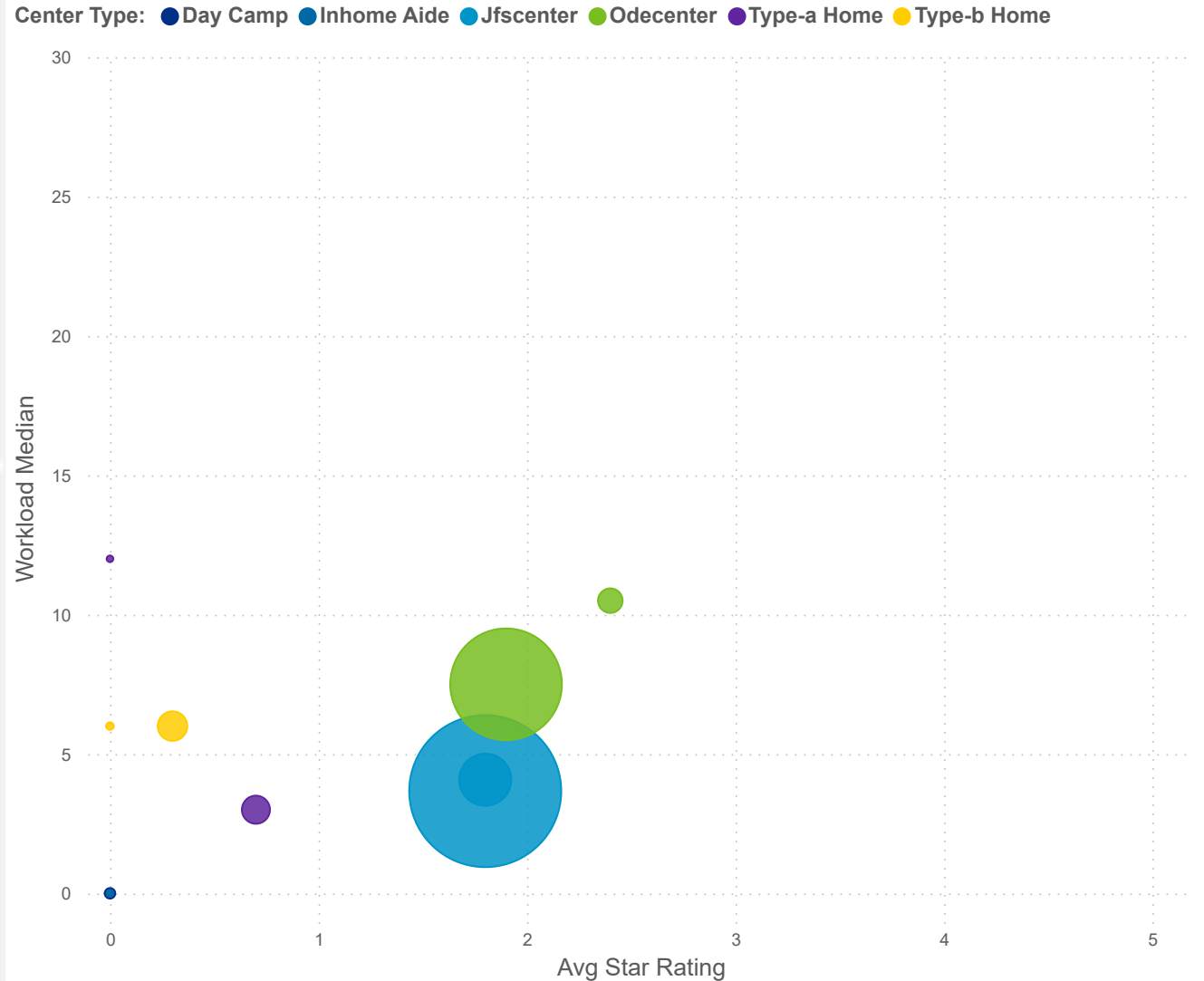
### Workload Median (Leaver)

# 4.55

### Workload Median (Stayer)

# 4.80

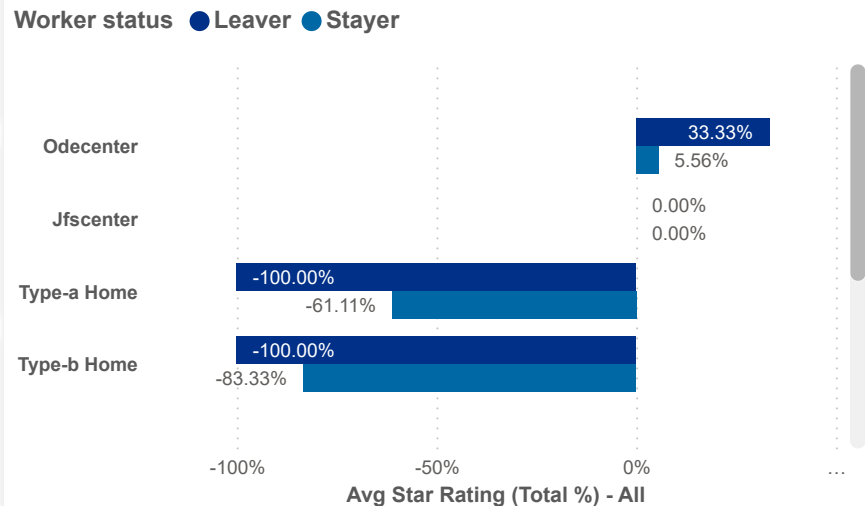
### Star Rating Mean, Workload Median, and Number of Users by Worker Status and Center Type



### Star Rating Mean (Total)

# 1.8

### Star Rating Mean (Total %)



### Star Rating Mean (Leaver)

# 1.9

### Star Rating Mean (Stayer)

# 1.8

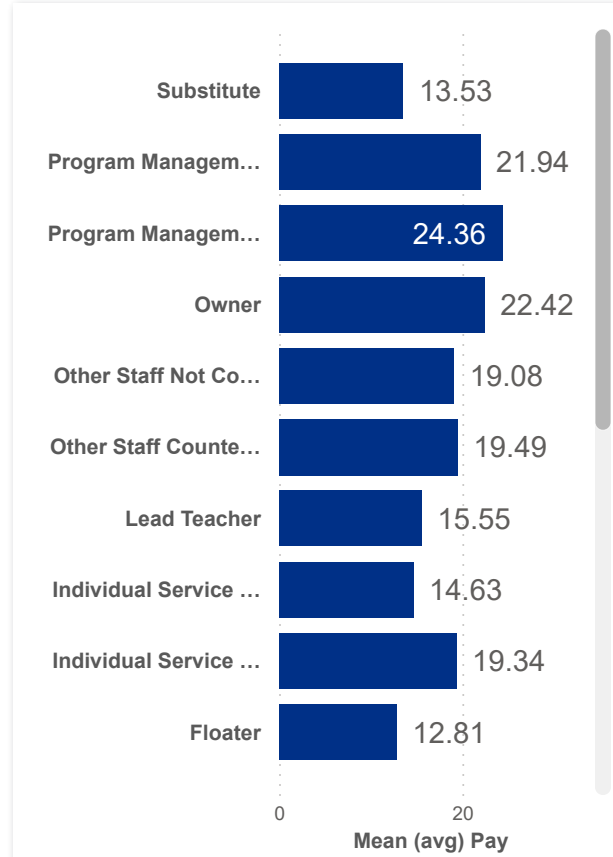
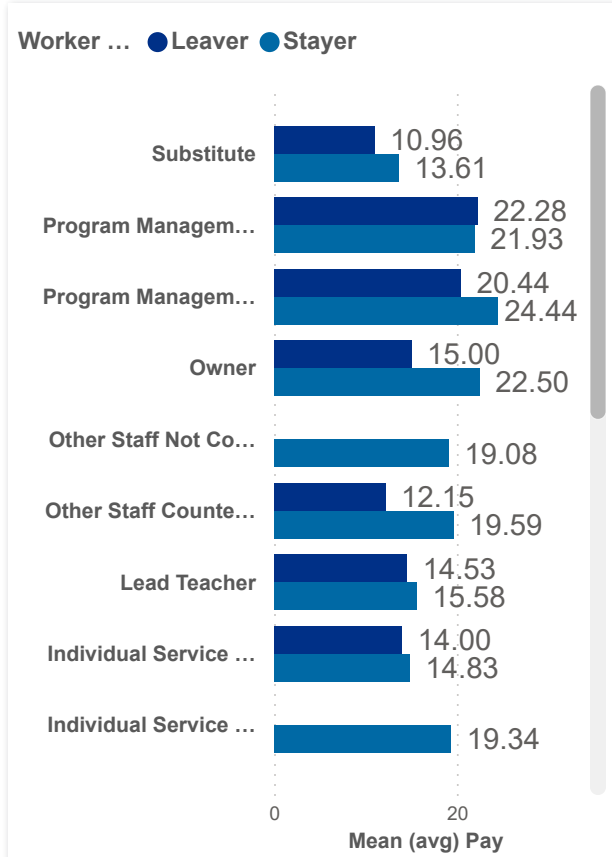
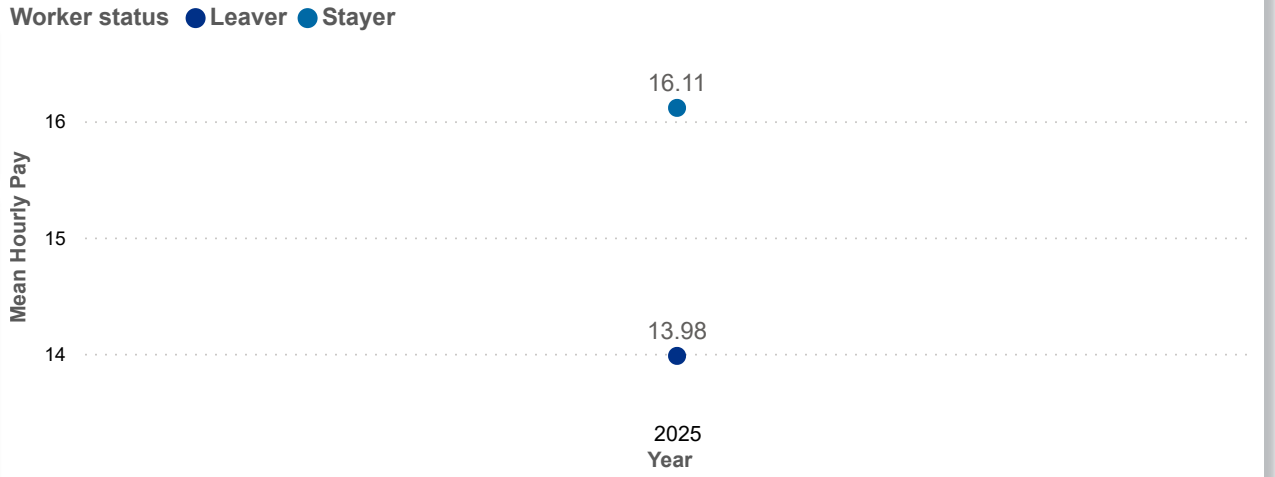


Date: 202507 Program Type: Multiple select...  
 202509 Position Type: All Job Title: All Teacher Age Group: All Education: All TEACH Status: All  
 SUTQ Rating: All Total Duration: 0.00 Center Type: All Publicly Funded: All POWER Status: All  
 SDA>County: SDA 5 Beale Code: All Student Age Group: All POWER Levels: All

### PAY MEAN (USD)

LEAVER	STAYER	COMBINED
<b>13.98</b>	<b>16.11</b>	<b>16.05</b>

### Salary Mean by Year and Worker Status



### Combined Salary Mean by Year and Worker Status

