

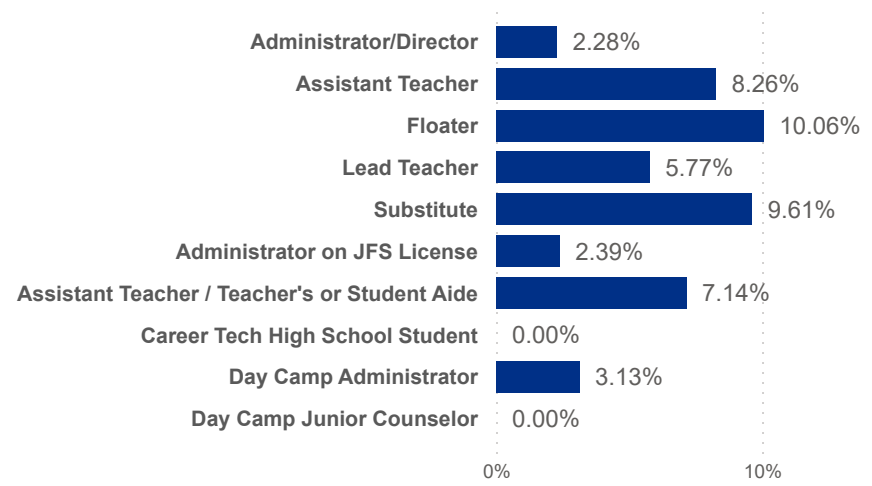


Date: Program Type:
 Job Title: Teacher Age Group: Education: TEACH Status:

Date: Position Type:
 SUTQ Rating: Total Duration: Center Type: Publicly Funded: POWER Status:

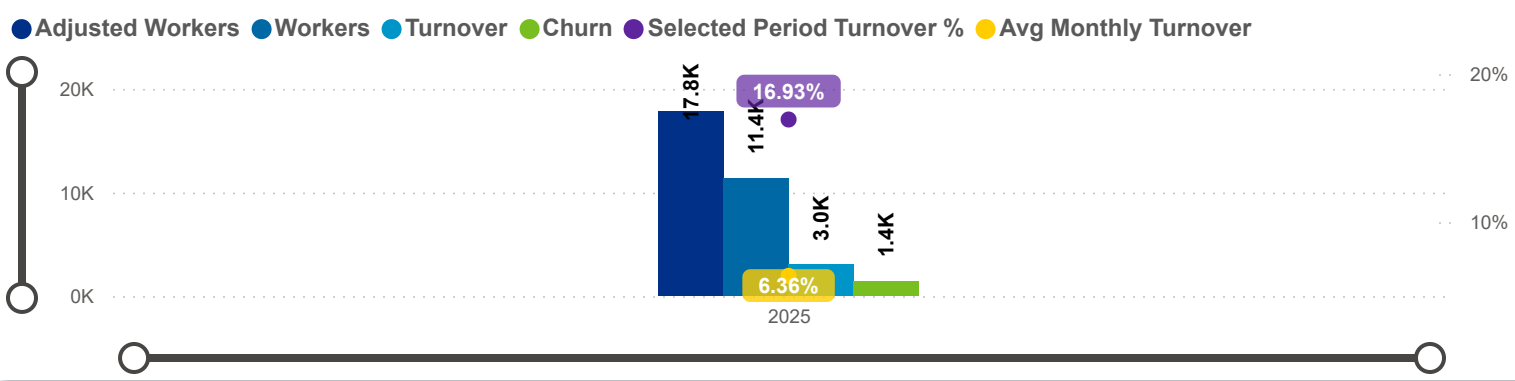
SDA>County: Beale Code: Student Age Group: POWER Levels:

Avg Monthly Turnover Rates by Job Title

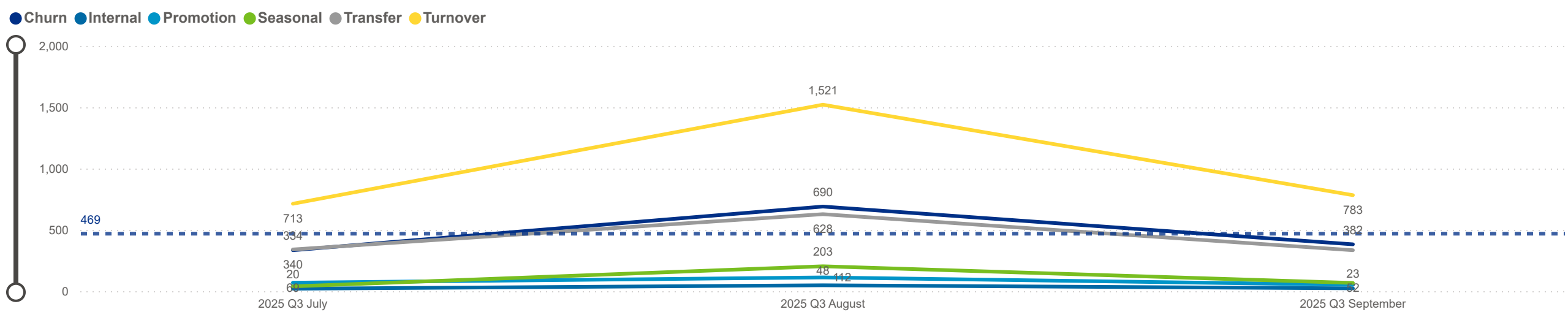


Avg Monthly Turnover	Adjusted Workers	Total Leaver	Total Stayer	Sel Period Turnover
6.36%	17,825	1,389	16,436	16.93%

Avg Monthly Turnover and Number of Workers



Categorization by Time Series





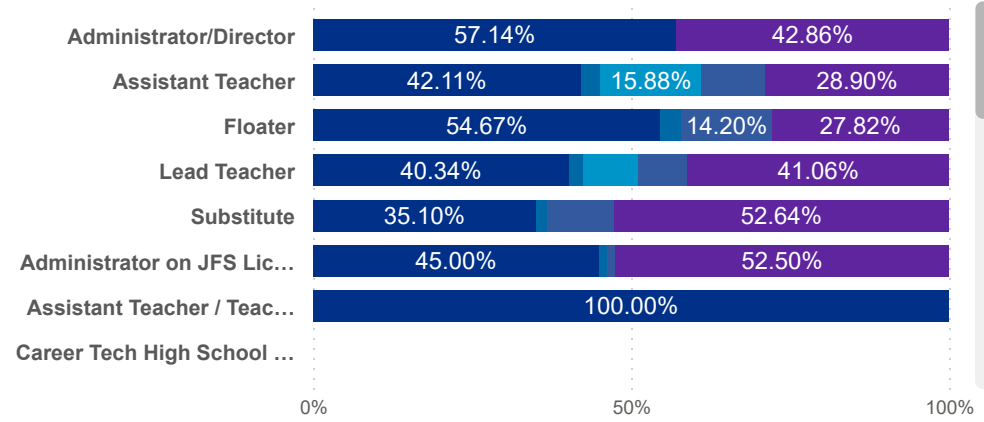
Date: Program Type:
 Job Title: Teacher Age Group: Education: TEACH Status:

Date: Position Type:
 SUTQ Rating: Total Duration: Center Type: Publicly Funded: POWER Status:

SDA>County: Beale Code: Student Age Group: POWER Levels:

Job Change Reasons by Job Title

● Churn ● Internal ● Promotion ● Seasonal ● Transfer



Avg Monthly Churn

2.96%

Adjusted Workers

17,825

Workload Median

5.11

Pay Median USD / hr

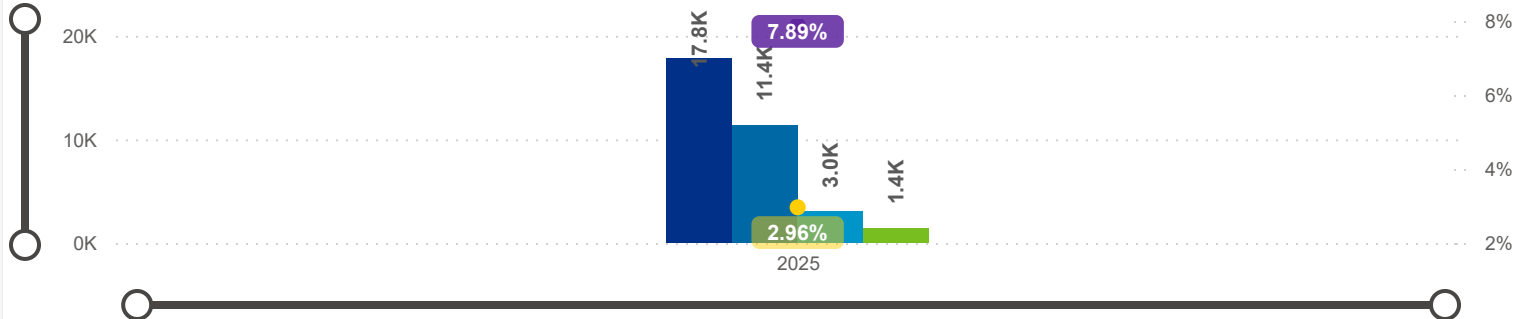
14.25

Avg ECE Duration

5.78

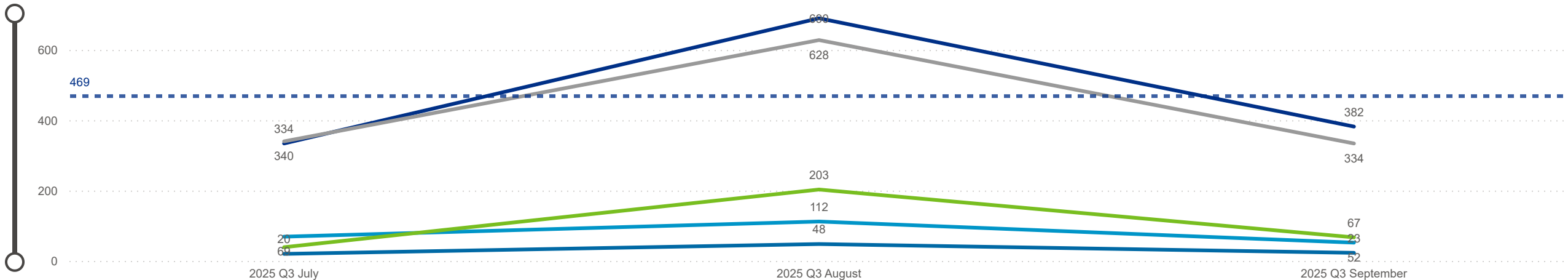
Avg Monthly Churn and Number of Workers

● Adjusted Workers ● Workers ● Turnover ● Churn ● Selected Period Churn % ● Avg Monthly Churn

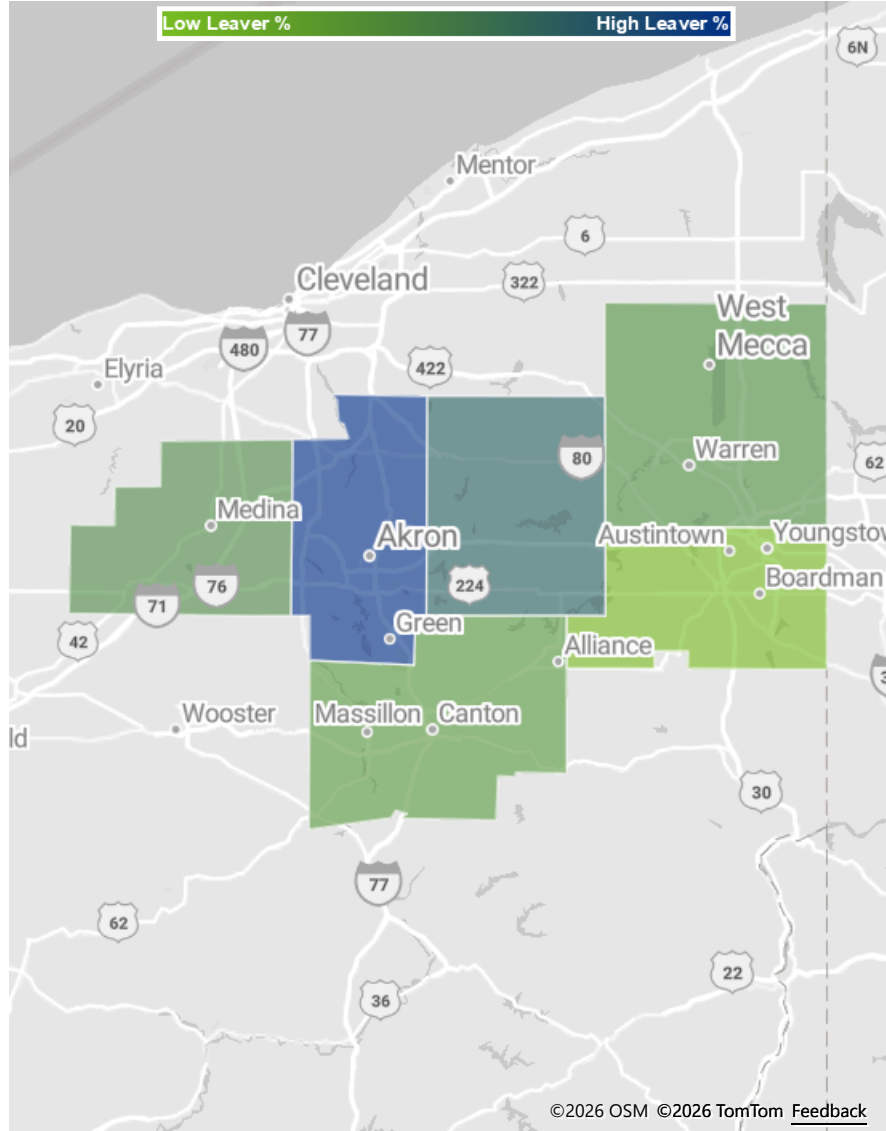


Categorization by Time Series

● Churn ● Internal ● Promotion ● Seasonal ● Transfer

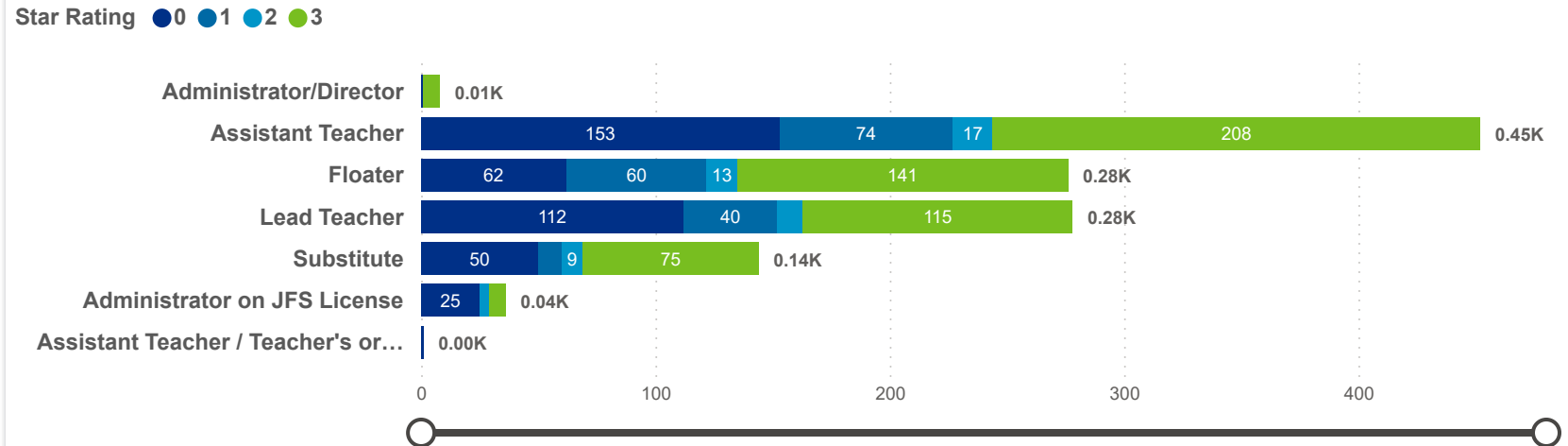


Date: 202507 | Program Type: Multiple select... | Job Title: All | Teacher Age Group: All | Education: All | TEACH Status: All
 202509 | Position Type: All | SUTQ Rating: All | Total Duration: 0.00 | Center Type: All | Publicly Funded: All | POWER Status: All
 SDA>County: SDA 4 | Beale Code: All | Student Age Group: All | POWER Levels: All



ADJUSTED WORKERS	TOTAL LEAVER	TOTAL STAYER	SELECTED PERIOD CHURN %
17,825	1,389	16,436	7.79%

Leaver by Job Title and Star Rating



County	Adjusted Workers	Workers	Workers %	Total Leaver	Total Stayer	Selected Period Churn %	Stayer %	Avg Monthly Churn	Selected Period Turnover %	Avg Monthly Turnover	Workload Median	Avg Star Rating
Mahoning OH	3,417	2,004	17.60%	228	3,189	6.67%	93.33%	2.48%	15.16%	5.63%	3.92	1.91
Stark OH	3,737	2,445	21.48%	271	3,466	7.25%	92.75%	2.76%	17.07%	6.47%	5.84	1.76
Summit OH	6,363	4,302	37.79%	562	5,801	8.83%	91.17%	3.40%	18.94%	7.11%	5.26	1.74
Portage OH	1,274	953	8.37%	103	1,171	8.08%	91.92%	3.08%	14.36%	5.47%	4.74	1.51
Medina OH	1,439	1,041	9.14%	107	1,332	7.44%	92.56%	2.79%	16.47%	6.17%	5.94	1.33
Trumbull OH	1,597	1,003	8.81%	118	1,479	7.39%	92.61%	2.81%	14.78%	5.57%	5.13	1.18
Total	17,825	11,384	100.00%	1,389	16,436	7.79%	92.21%	2.96%	16.93%	6.36%	5.11	1.68

©2026 OSM ©2026 TomTom Feedback



Date:	202507	Program Type:	Multiple select... ▾	Job Title:	All ▾	Teacher Age Group:	All ▾	Education:	All ▾	TEACH Status:	All ▾
	202509	Position Type:	All ▾					Credential:	All ▾	TEACH Models:	All ▾
SDA>County:	SDA 4 ▾	SUTQ Rating:	All ▾	Total Duration:	0.00	Center Type:	All ▾	Publicly Funded:	All ▾	POWER Status:	All ▾
					100.00	Beale Code:	All ▾	Student Age Group:	All ▾	POWER Levels:	All ▾

NUMBER OF WORKERS		AVG ECE DURATION (In Years)		HOURLY WAGE BANDS (USD)	
TOTAL LEAVER	TOTAL STAYER	LEAVER	STAYER	LEAVER (Hourly Wage MED)	STAYER (Hourly Wage MED)
1,389	16,436				



Date: 202507 Program Type: Multiple select...
 202509 Position Type: All Job Title: All Teacher Age Group: All Education: All TEACH Status: All
 SUTQ Rating: All Total Duration: 0.00 Center Type: All Publicly Funded: All POWER Status: All
 SDA>County: SDA 4 Beale Code: All Student Age Group: All POWER Levels: All

NUMBER OF WORKERS

LEAVER

7.79%

STAYER

92.21%

AVG ECE DURATION (In Years)

LEAVER

3.81

STAYER

5.86

HOURLY WAGE BANDS (USD)

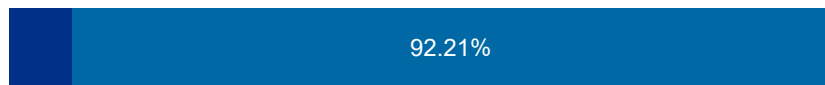
LEAVER (Hourly Wage MED)

14.00

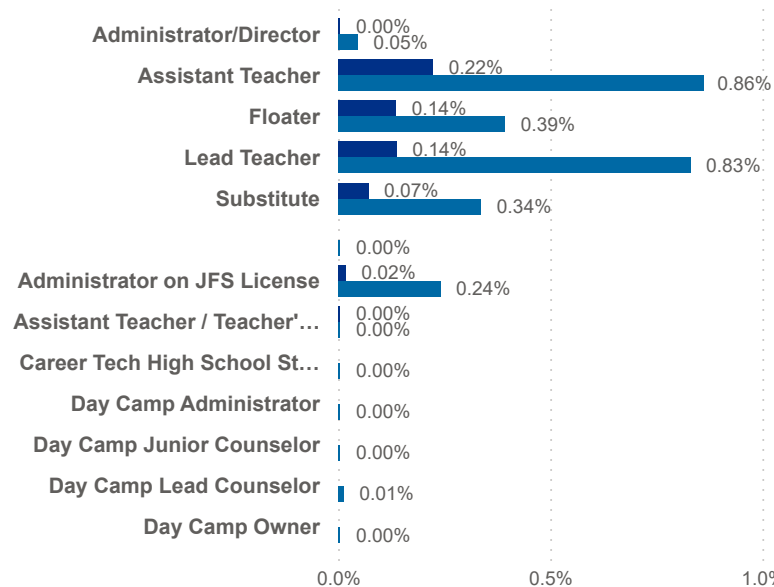
STAYER (Hourly Wage MED)

14.28

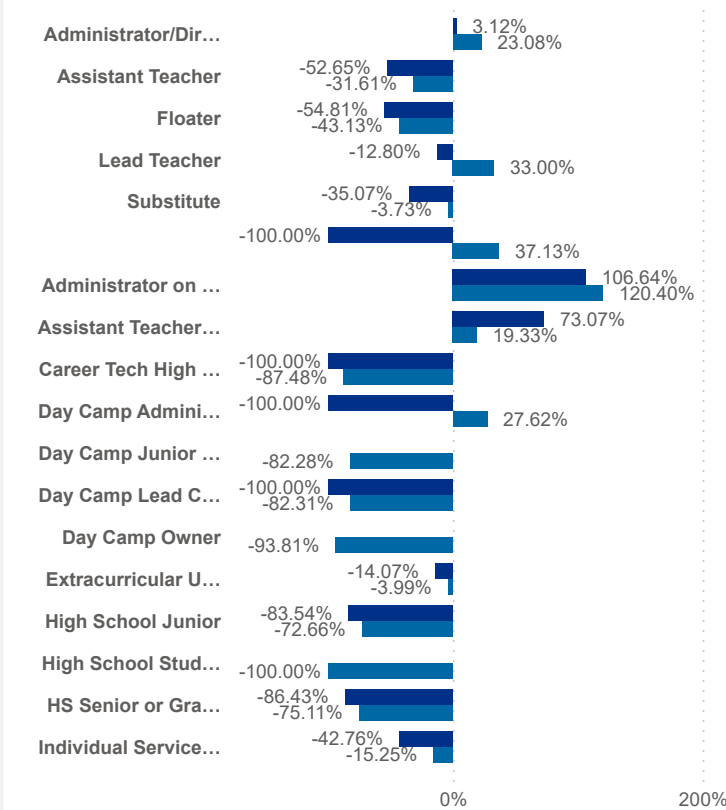
Leaver % Stayer %



Worker Status: Leaver Stayer



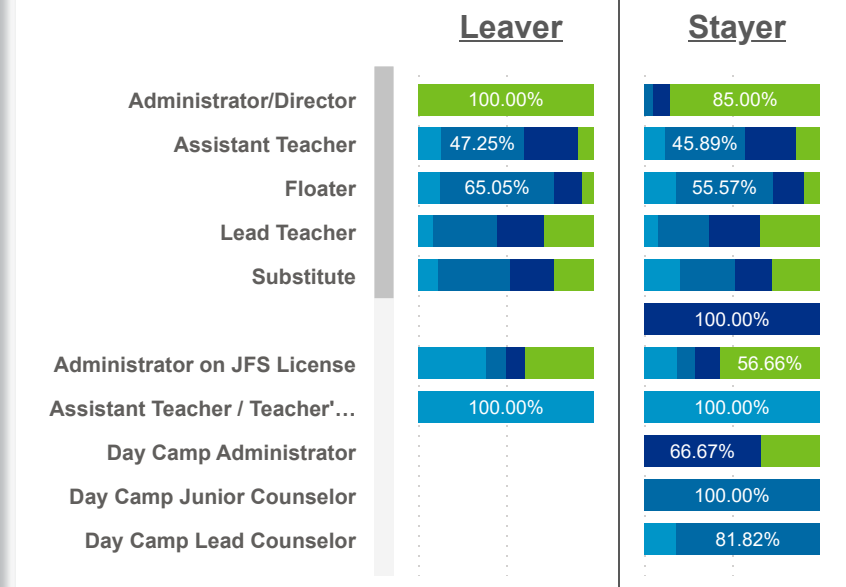
Worker Status: Leaver Stayer



Wage Bands: < 10 10 < .. < 11.6 11.6 < .. < 14 > 14



Wage Bands: < 10 10 < .. < 11.6 11.6 < .. < 14 > 14





Date: Program Type:
 Job Title: Teacher Age Group: Education: TEACH Status:

Date: Position Type:
 SUTQ Rating: Total Duration: Center Type: Publicly Funded: POWER Status:

SDA>County: Beale Code: Student Age Group: POWER Levels:

LEAVER (Avg Career Duration)

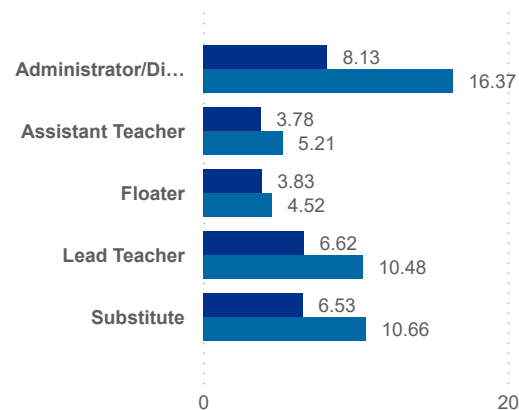
5.57

STAYER (Avg Career Duration)

10.63

Avg Career Duration by Job Title

Worker Status: ● Leaver ● Stayer



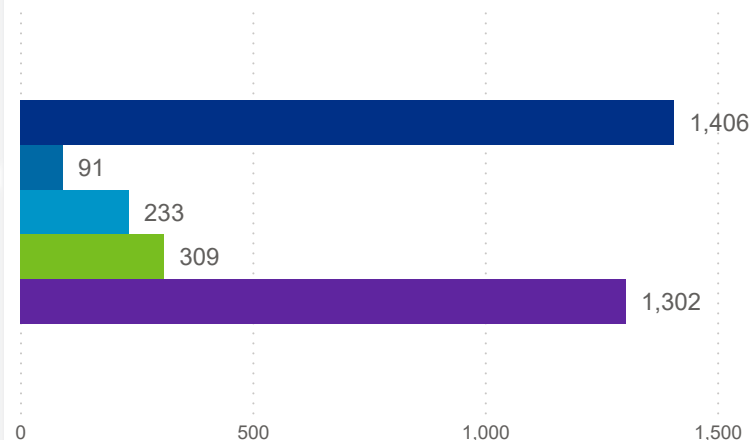
County	Job Title	Longest Serving Profile	\$ / hr	Seniority	Workload	Star Rating (Mea
Mahoning	Administrator/Director	2.55		Early	10.50	
Medina	Administrator/Director	2.13		Early	14.88	
Portage	Administrator/Director	1.62		Early	7.18	
Stark	Administrator/Director	2.08		Early	9.23	
Summit	Administrator/Director	1.43		Early	8.33	
Trumbull	Administrator/Director	1.06		Early	6.56	
Stark	Administrator/Director	3.18	17.00	Early	30.25	
Stark	Administrator/Director	4.91	20.00	Early	24.67	
Stark	Administrator/Director	4.82	23.00	Early	51.00	
Medina	Administrator/Director	1.84	25.00	Early	18.42	
Portage	Administrator/Director	3.96	25.00	Early	7.18	

TOTAL STAYER

16,436

Turnover Reasons

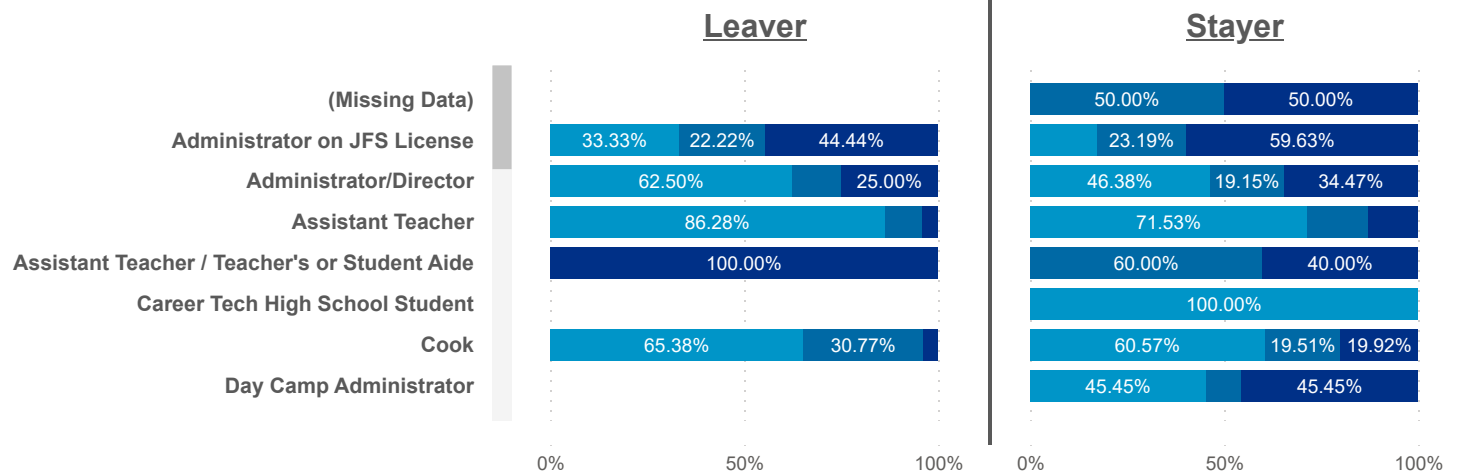
● Churn ● Internal ● Promotion ● Seasonal ● Transfer



STAYER (Promotion)

233

Seniority: ● Early ● Mid ● Senior





Date: Program Type:
 Job Title: Teacher Age Group: Education: TEACH Status:

Date: Position Type:
 SUTQ Rating: Total Duration: Center Type: Publicly Funded: POWER Status:

SDA>County: Beale Code: Student Age Group: POWER Levels:

LEAVER (Avg Career Duration)

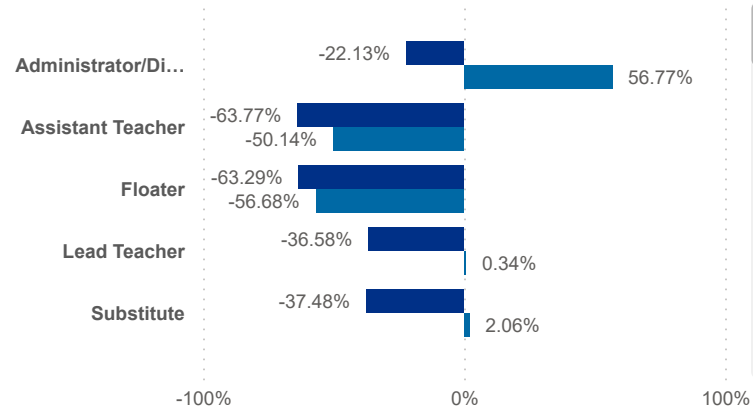
5.57

STAYER (Avg Career Duration)

10.63

Avg Career Duration by Job Title vs Mean

Worker Status: ● Leaver ● Stayer



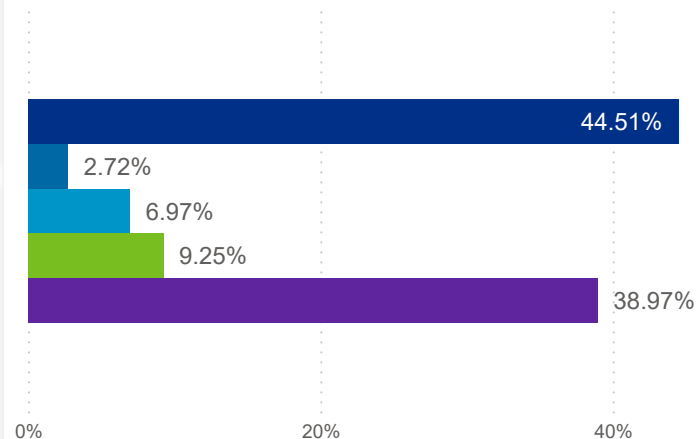
County	Job Title	Longest Serving Profile	\$ / hr	Seniority	Workload	Star Rating (mean)
Mahoning	Assistant Teacher	0.00	11.45	Early	5.33	0.0
Summit	Assistant Teacher	0.00	14.70	Early	5.60	3.0
Mahoning	Substitute	0.00	15.00	Senior	4.86	1.0
Summit	Program Management Used in Ratio	0.00	16.50	Early	4.26	0.0
Summit	Lead Teacher	0.01	22.48	Mid	1.30	3.0
Summit	HS Senior or Graduate <18	0.01	12.75	Early	4.93	1.0
Summit	Other Staff Counted In Ratio	0.01	13.50	Early	6.29	0.0
Mahoning	Assistant Teacher	0.02	15.70	Early	9.43	3.0
Portage	Assistant Teacher	0.02	17.61	Early	8.00	3.0
Medina	Assistant Teacher	0.02	18.26	Early	9.00	0.0
Mahoning	Assistant Teacher	0.02	14.42	Mid	1.88	3.0

TOTAL STAYER

16,436

Turnover Reasons

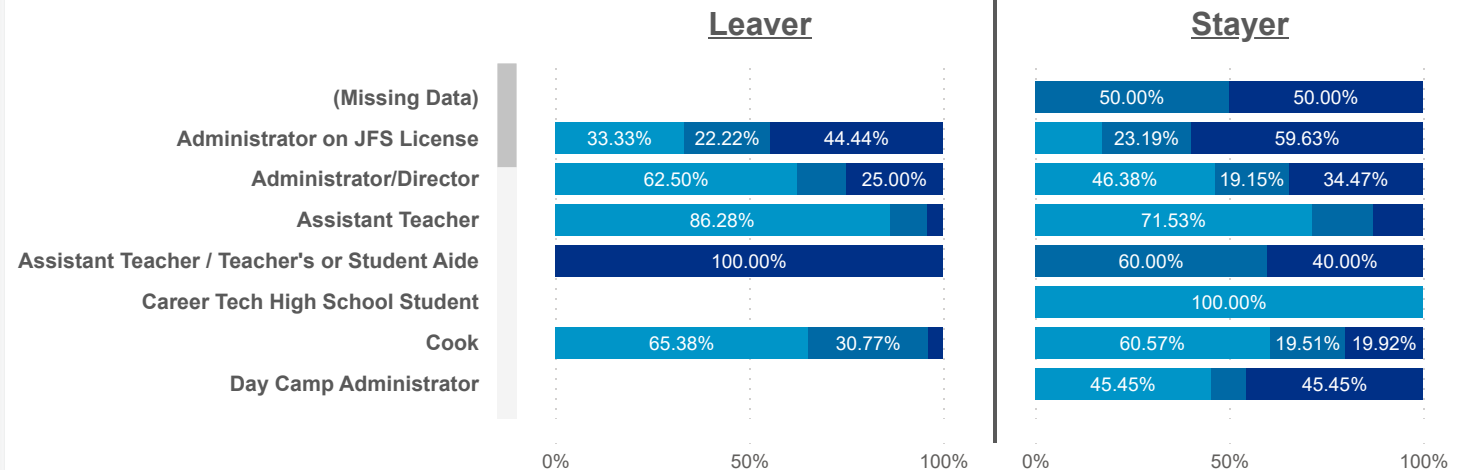
● Churn ● Internal ● Promotion ● Seasonal ● Transfer



STAYER (Promotion)

233

Seniority: ● Early ● Mid ● Senior





Date: Program Type:
 Job Title: Teacher Age Group: Education: TEACH Status:

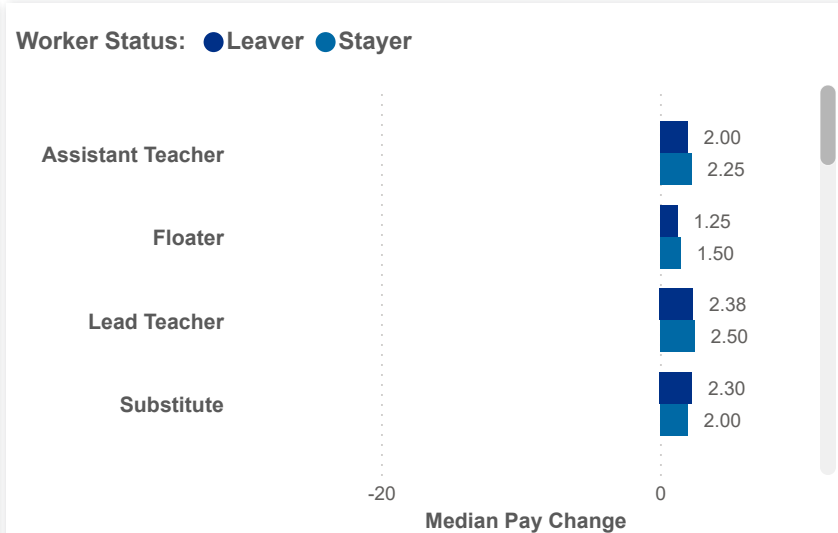
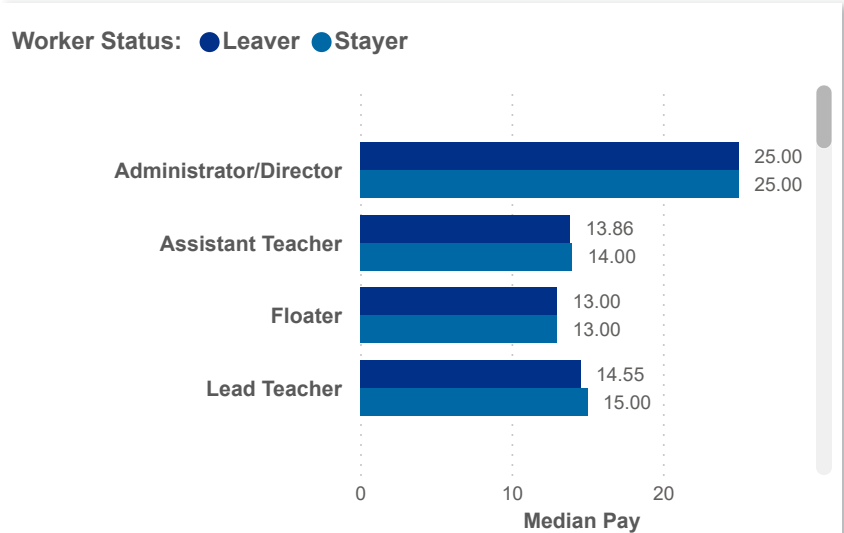
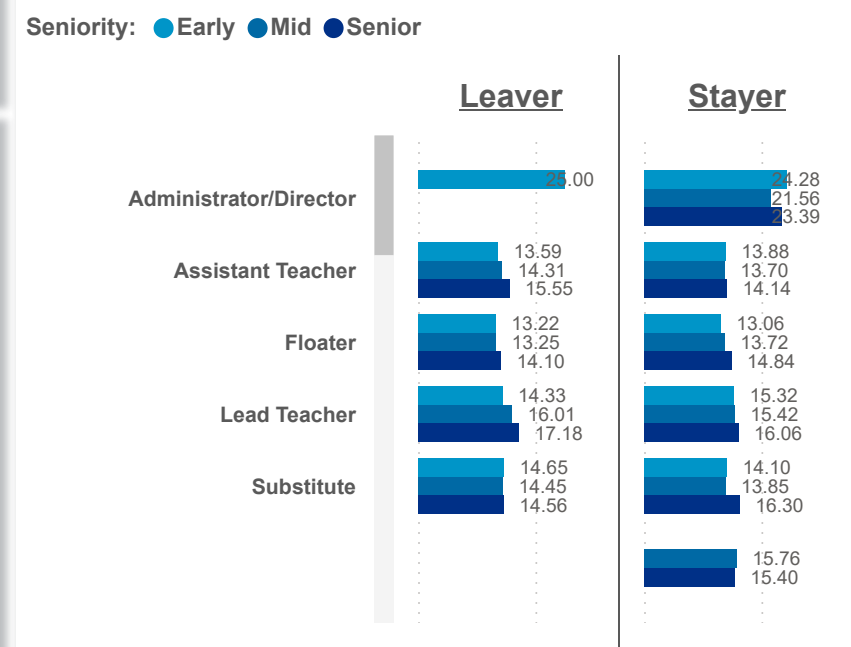
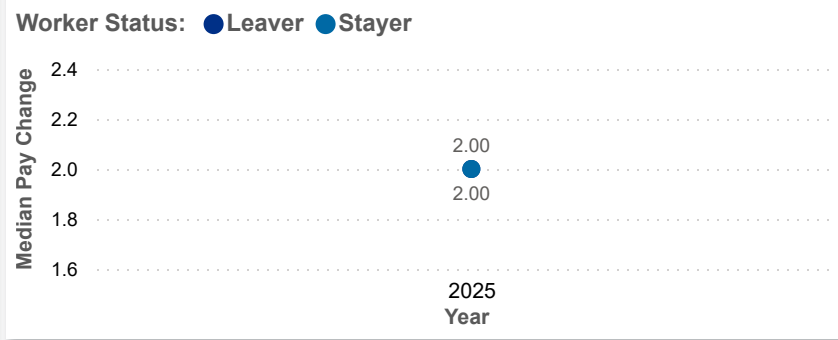
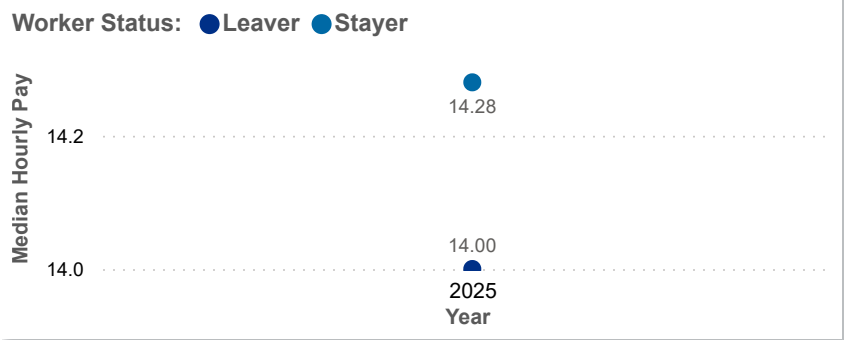
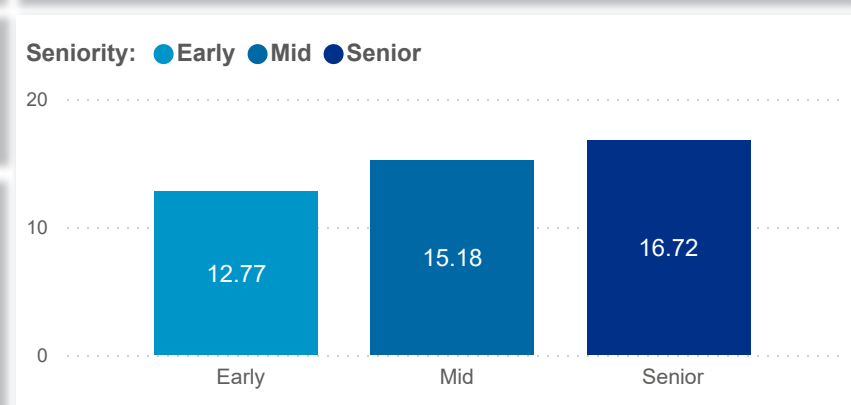
Date: Position Type:
 SUTQ Rating: Total Duration: Center Type: Publicly Funded: POWER Status:

SDA>County: Beale Code: Student Age Group: POWER Levels:

PAY MEDIAN (USD)

PAY PROGRESSION (USD)

PAY & CAREER SENIORITY (USD)





Date: Program Type:
 Job Title: Teacher Age Group: Education: TEACH Status:

Date: Position Type:
 SUTQ Rating: Total Duration: Center Type: Publicly Funded: POWER Status:

SDA>County: Beale Code: Student Age Group: POWER Levels:

PAY MEDIAN (USD)

PAY PROGRESSION (USD)

PAY & CAREER SENIORITY (USD)

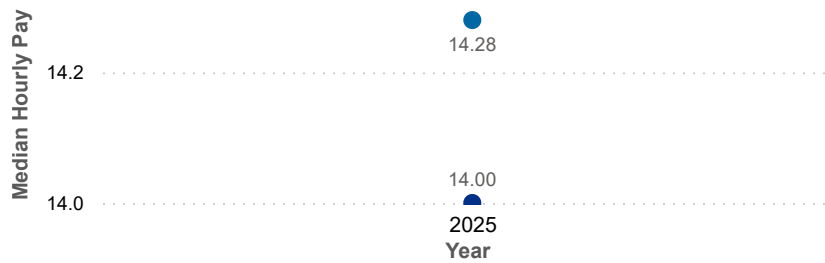
LEAVER
14.00

STAYER
14.28

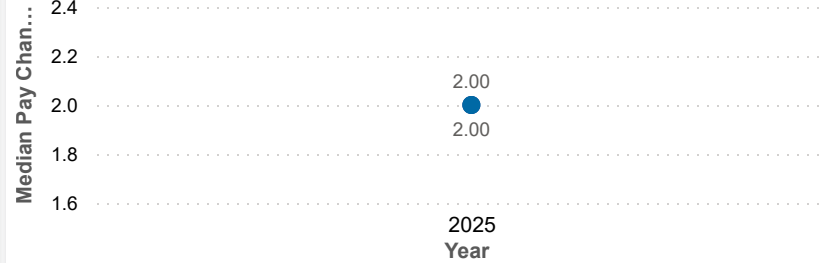
LEAVER
0.57

STAYER
-0.02

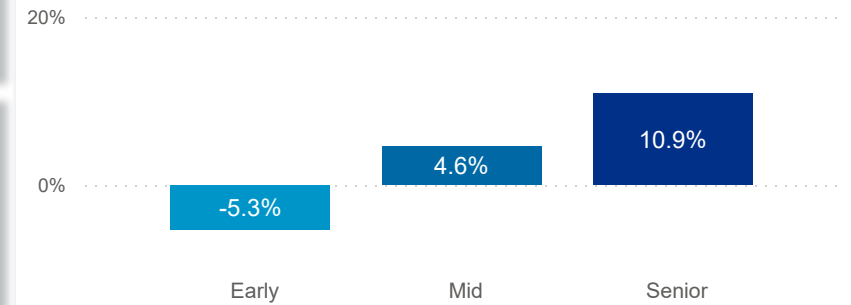
Worker Status: ● Leaver ● Stayer



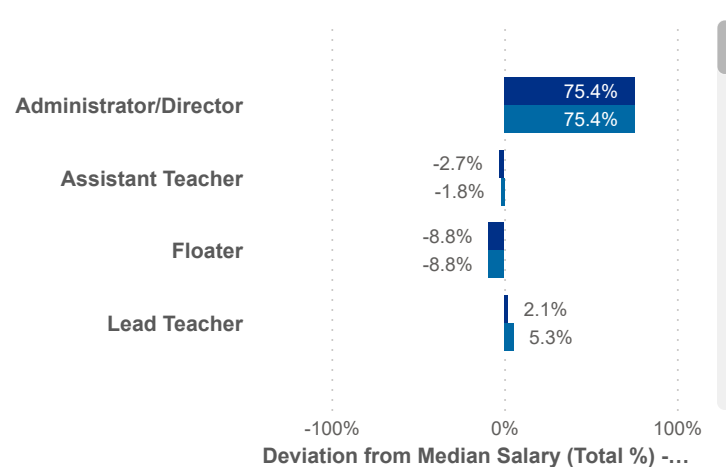
Worker Status: ● Leaver ● Stayer



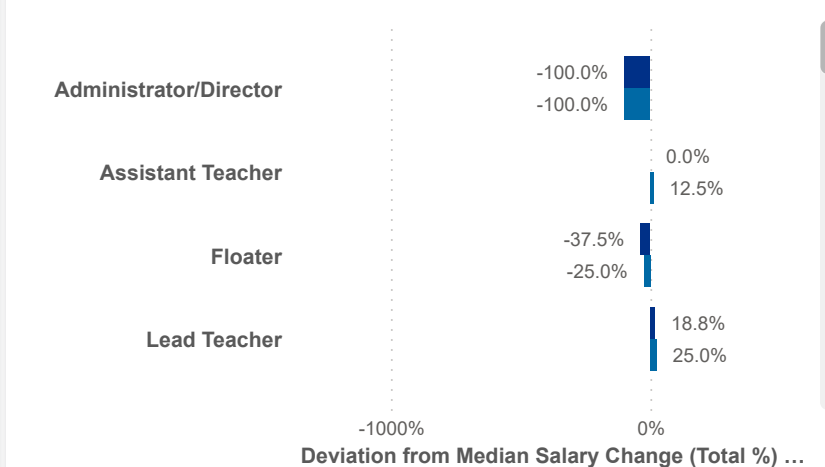
Seniority: ● Early ● Mid ● Senior



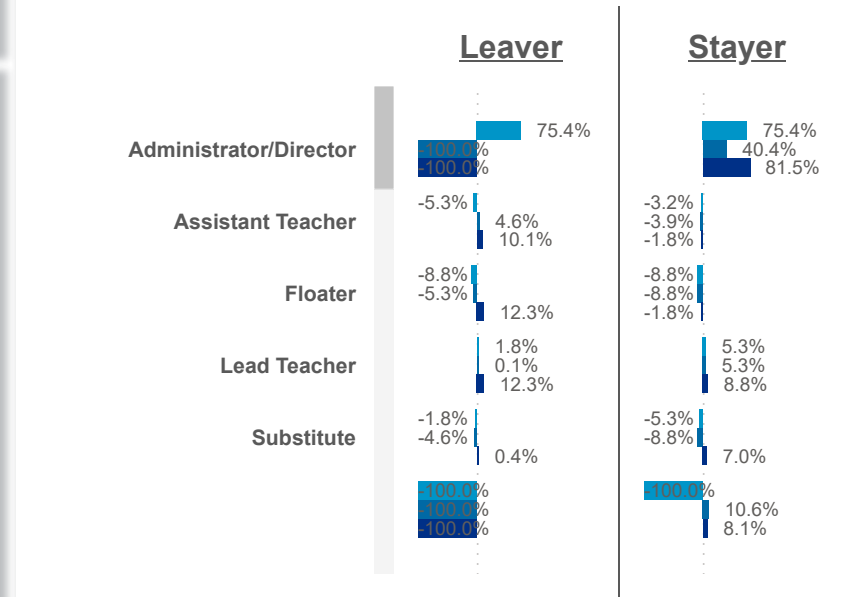
Worker Status: ● Leaver ● Stayer



Worker Status: ● Leaver ● Stayer



Seniority: ● Early ● Mid ● Senior





Date: Program Type:
 Job Title: Teacher Age Group: Education: TEACH Status:

Date: Position Type:
 SUTQ Rating: Total Duration: Center Type: Publicly Funded: POWER Status:

SDA>County: Beale Code: Student Age Group: POWER Levels:

Workload Median (Total)

5.11

Workload Median (Leaver)

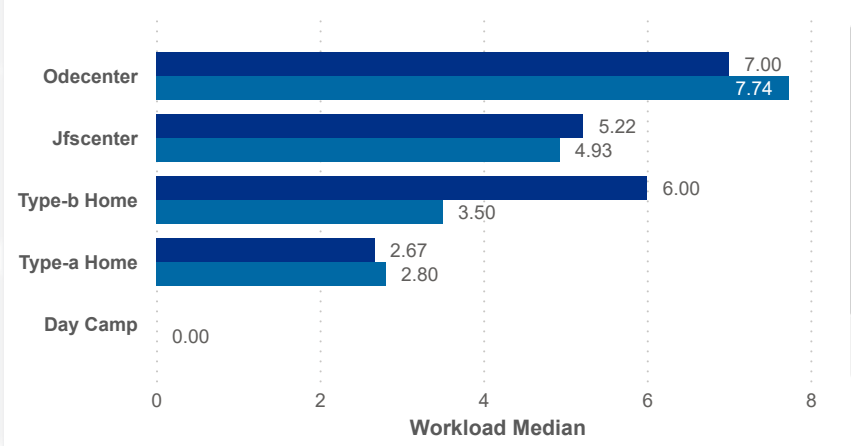
5.34

Workload Median (Stayer)

5.10

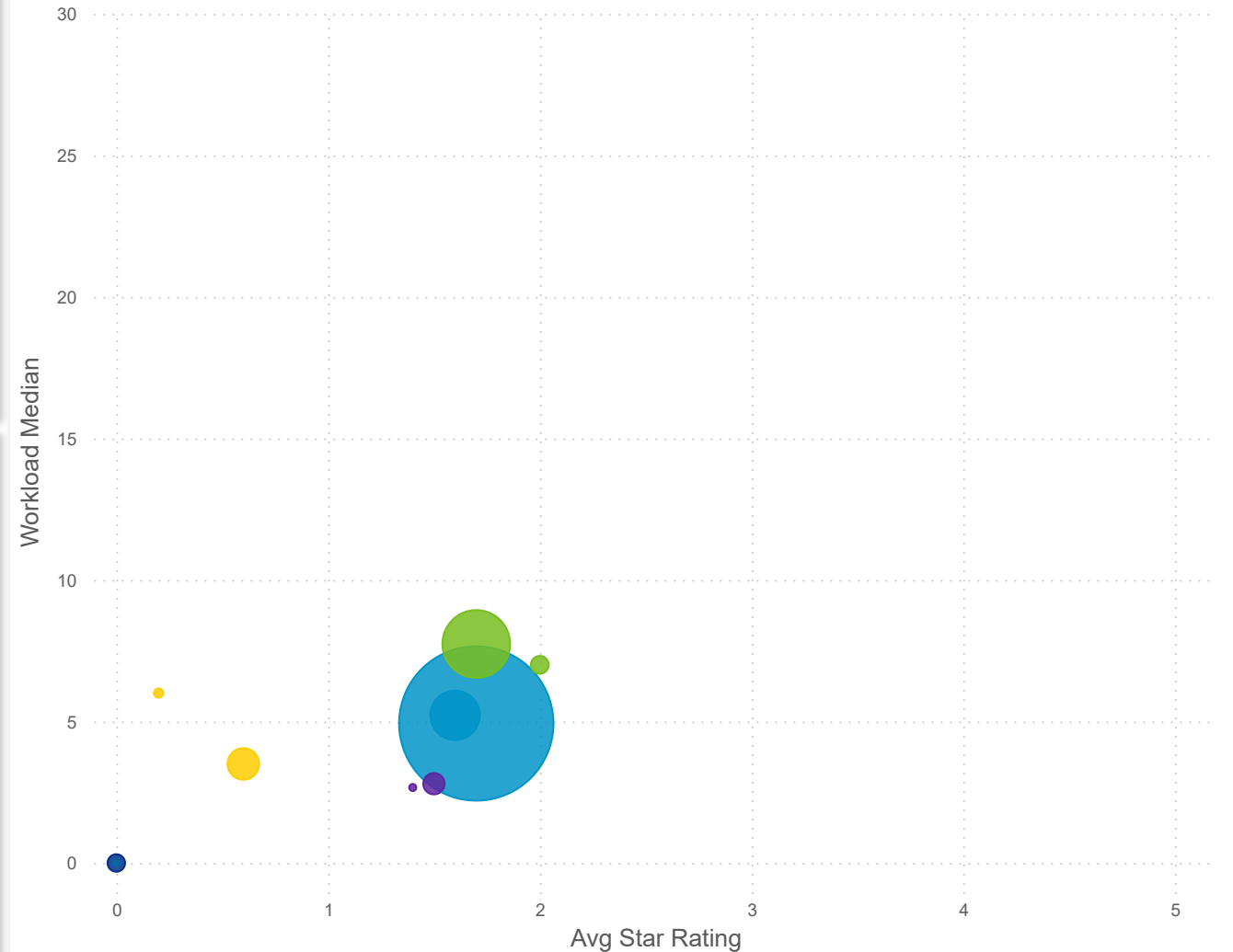
Workload Median

Worker status ● Leaver ● Stayer



Star Rating Mean, Workload Median, and Number of Users by Worker Status and Center Type

Center Type: ● Day Camp ● Inhome Aide ● Jfscenter ● Odecenter ● Type-a Home ● Type-b Home



Star Rating Mean (Total)

1.7

Star Rating Mean (Leaver)

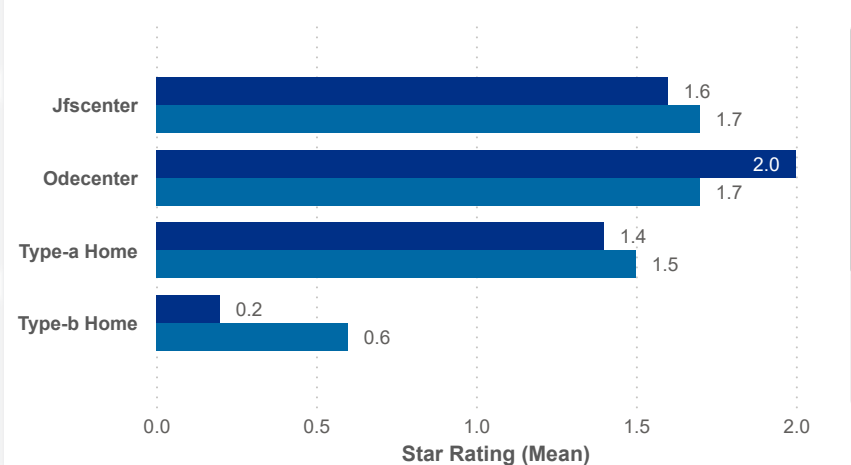
1.6

Star Rating Mean (Stayer)

1.7

Star Rating Mean

Worker status ● Leaver ● Stayer



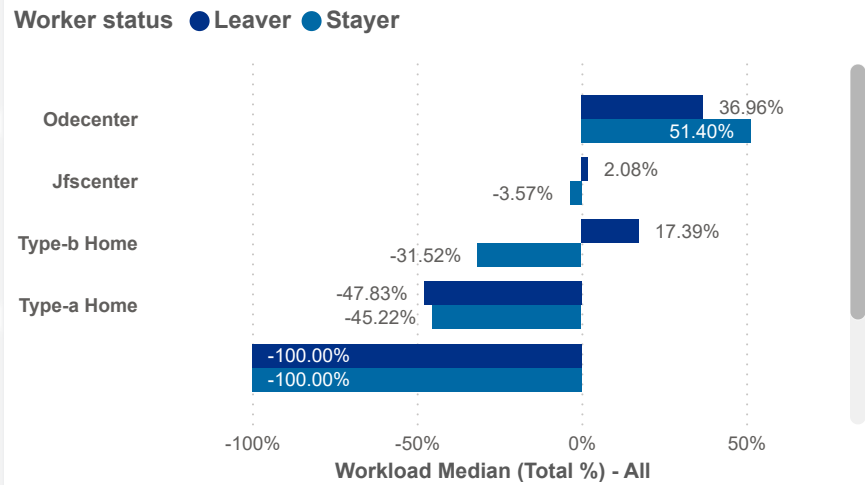


Date: 202507 Program Type: Multiple select... Job Title: All Teacher Age Group: All Education: All TEACH Status: All
 202509 Position Type: All Credential: All TEACH Models: All
 SDA>County: SDA 4 SUTQ Rating: All Total Duration: 0.00 Center Type: All Publicly Funded: All POWER Status: All
 100.00 Beale Code: All Student Age Group: All POWER Levels: All

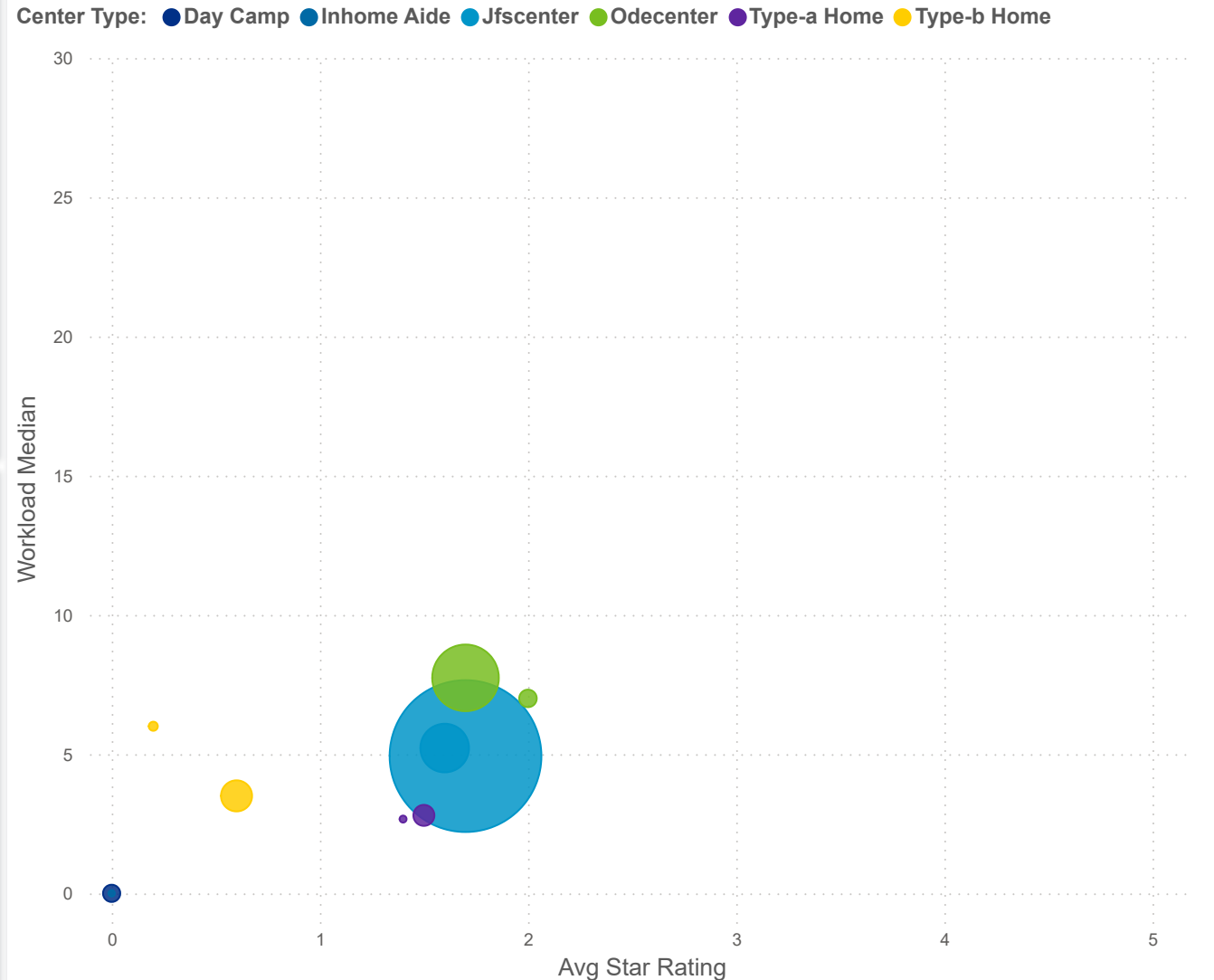
Workload Median (Total)

5.11

Workload Median (Total %)



Star Rating Mean, Workload Median, and Number of Users by Worker Status and Center Type



Workload Median (Leaver)

5.34

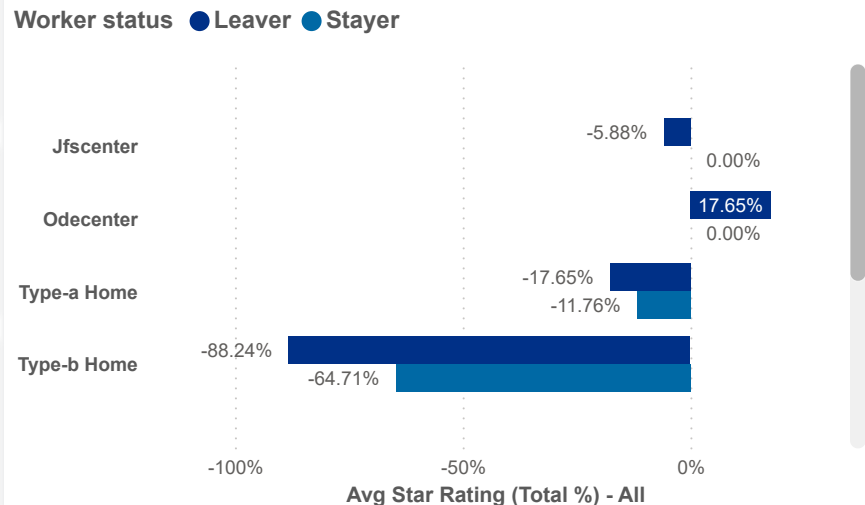
Workload Median (Stayer)

5.10

Star Rating Mean (Total)

1.7

Star Rating Mean (Total %)



Star Rating Mean (Leaver)

1.6

Star Rating Mean (Stayer)

1.7

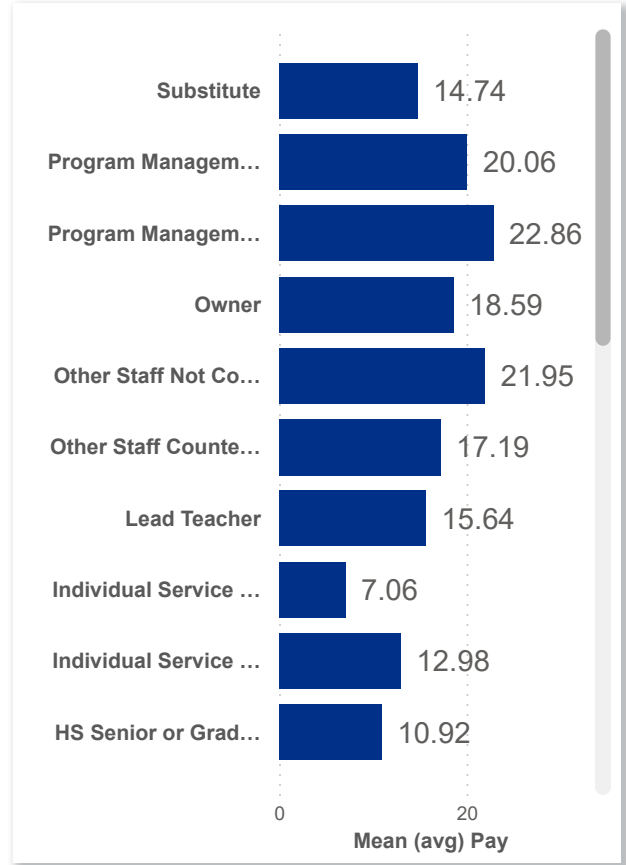
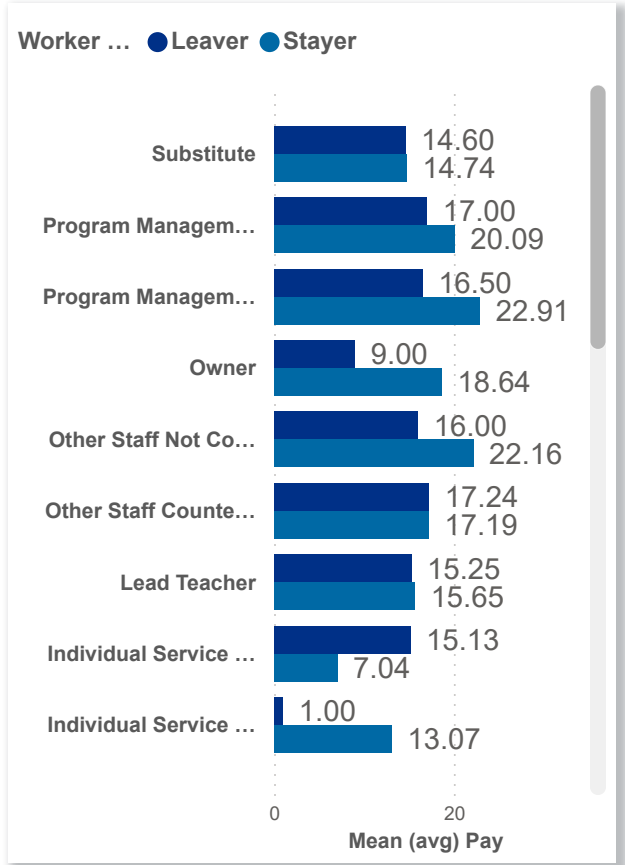



Date: 202507 Program Type: Multiple select...
 202509 Position Type: All Job Title: All Teacher Age Group: All Education: All TEACH Status: All
 SUTQ Rating: All Total Duration: 0.00 Center Type: All Publicly Funded: All POWER Status: All
 SDA>County: SDA 4 Beale Code: All Student Age Group: All POWER Levels: All

PAY MEAN (USD)

LEAVER	STAYER	COMBINED
14.01	14.55	14.54

Salary Mean by Year and Worker Status



Combined Salary Mean by Year and Worker Status

