

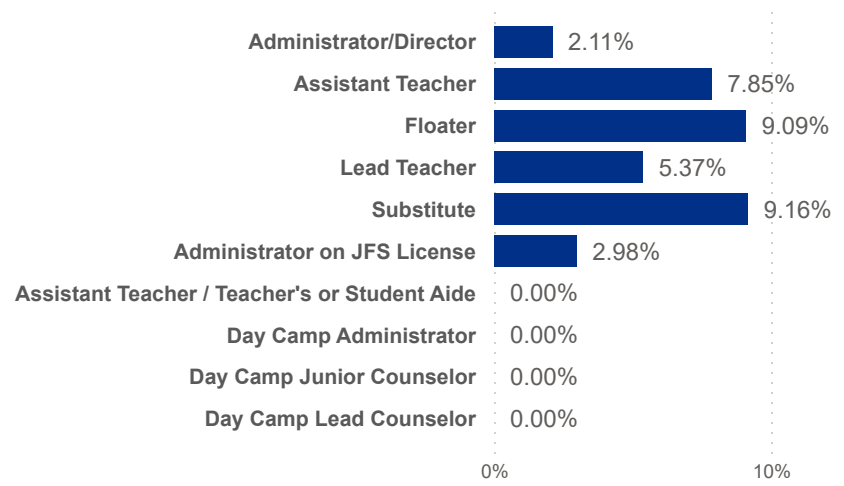


Date:  Program Type: 
 Job Title:  Teacher Age Group:  Education:  TEACH Status:

Date:  Position Type: 
 SUTQ Rating:  Total Duration:  Center Type:  Publicly Funded:  POWER Status:

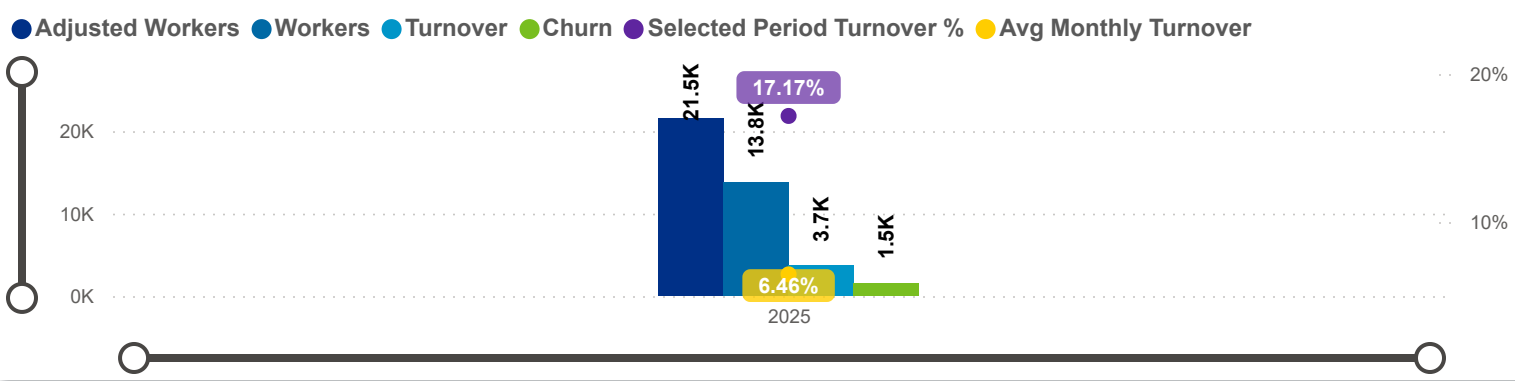
SDA>County:  Beale Code:  Student Age Group:  POWER Levels:

## Avg Monthly Turnover Rates by Job Title

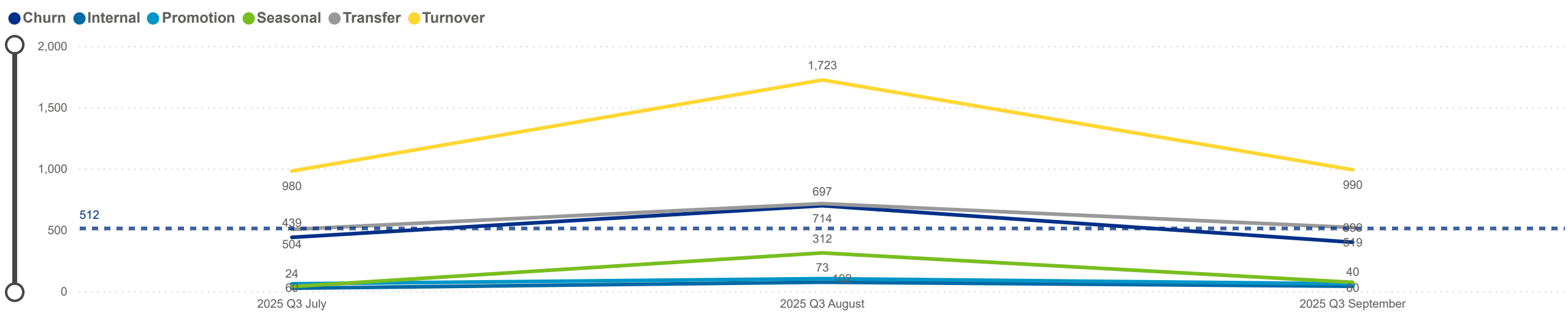


Avg Monthly Turnover	Adjusted Workers	Total Leaver	Total Stayer	Sel Period Turnover
<b>6.46%</b>	<b>21,513</b>	<b>1,520</b>	<b>19,993</b>	<b>17.17%</b>

## Avg Monthly Turnover and Number of Workers



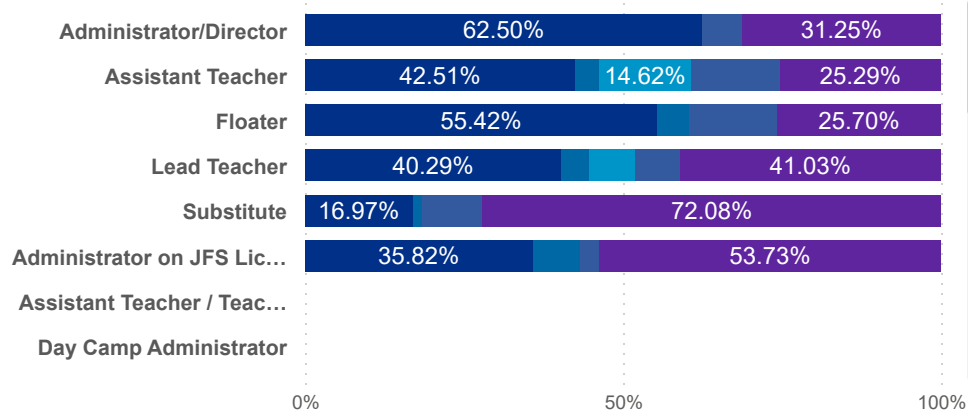
## Categorization by Time Series



Date: 202507 | Program Type: Multiple select... | Job Title: All | Teacher Age Group: All | Education: All | TEACH Status: All  
 202509 | Position Type: All | SUTQ Rating: All | Total Duration: 0.00 | Center Type: All | Publicly Funded: All | POWER Status: All  
 SDA>County: SDA 3 | Beale Code: All | Student Age Group: All | POWER Levels: All

**Job Change Reasons by Job Title**

● Churn ● Internal ● Promotion ● Seasonal ● Transfer



**Avg Monthly Churn**

**2.69%**

**Adjusted Workers**

**21,513**

**Workload Median**

**5.26**

**Pay Median USD / hr**

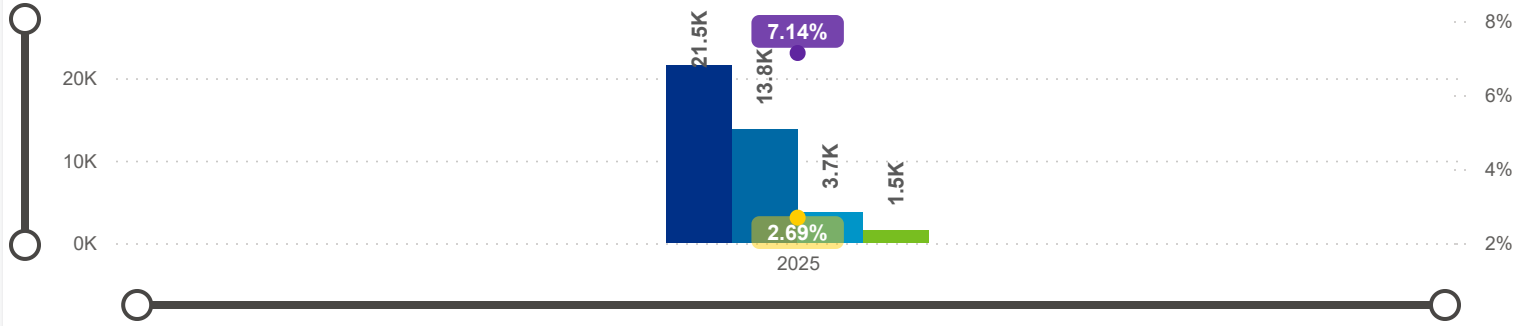
**15.00**

**Avg ECE Duration**

**6.30**

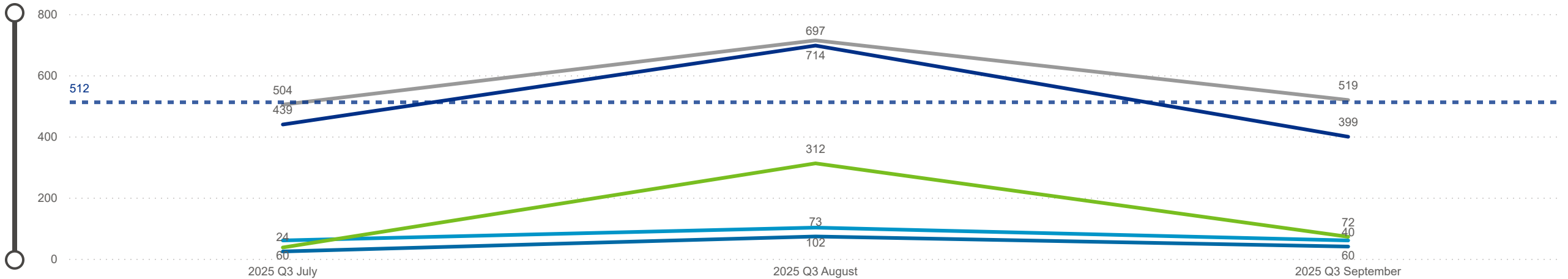
**Avg Monthly Churn and Number of Workers**

● Adjusted Workers ● Workers ● Turnover ● Churn ● Selected Period Churn % ● Avg Monthly Churn

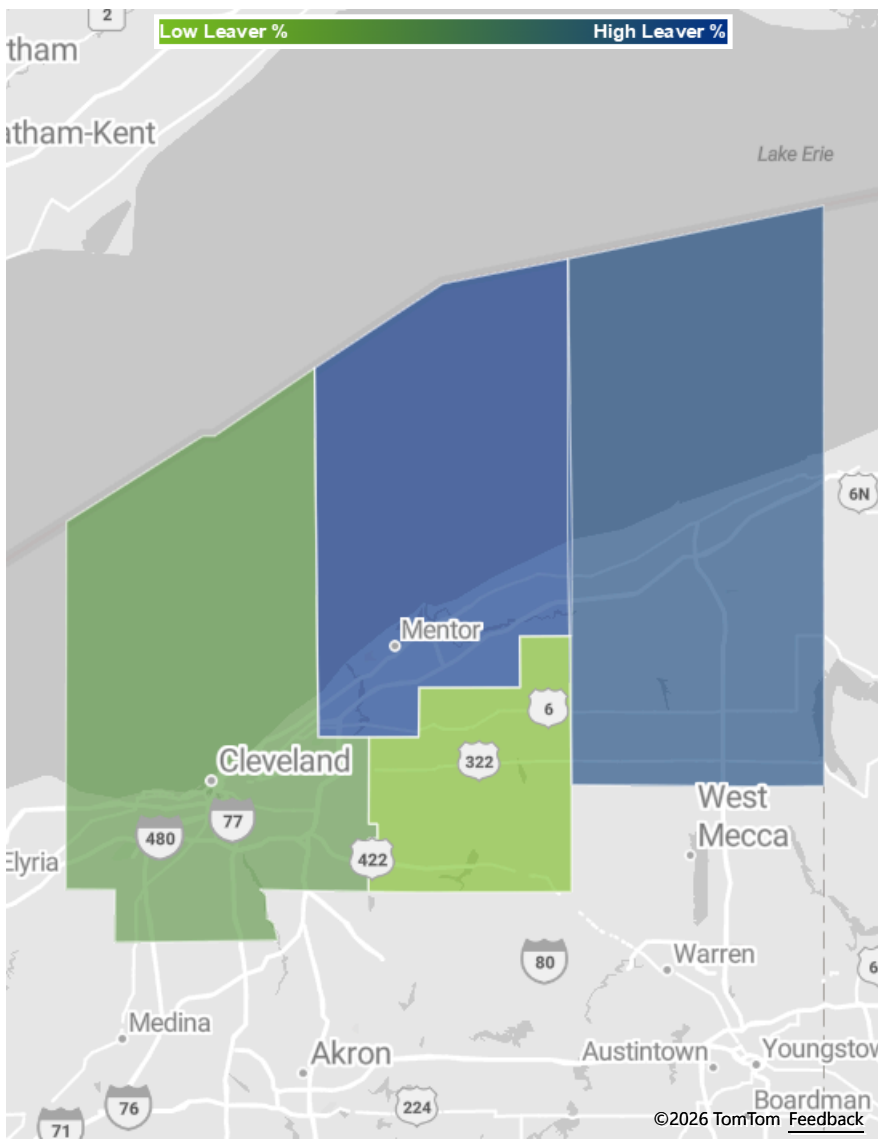


**Categorization by Time Series**

● Churn ● Internal ● Promotion ● Seasonal ● Transfer

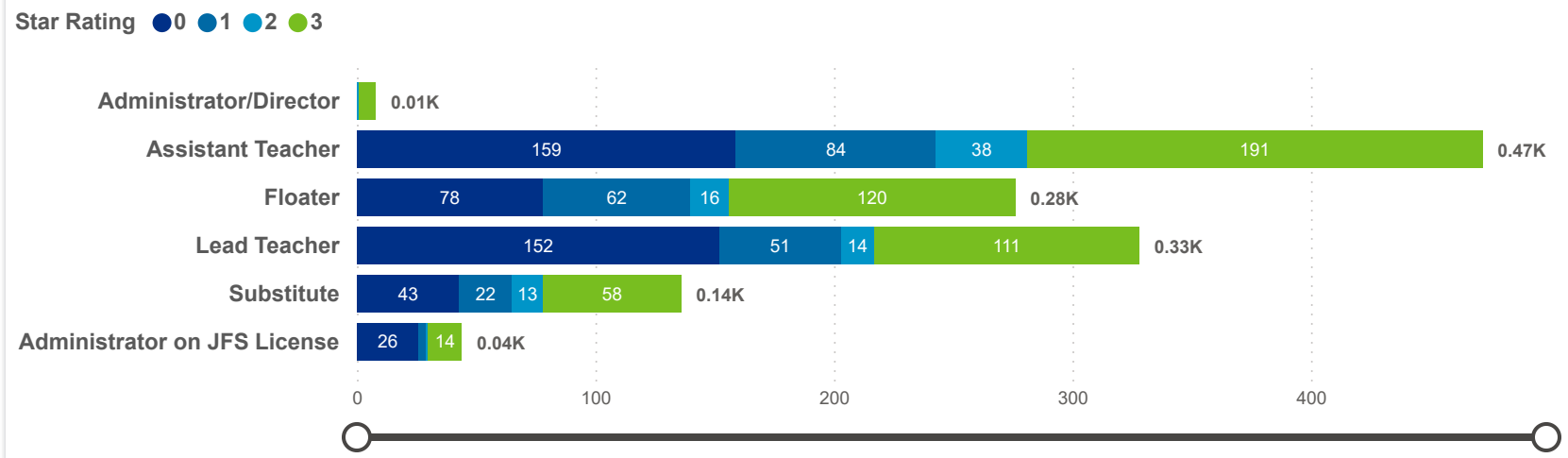


Date: 202507 | Program Type: Multiple select... | Job Title: All | Teacher Age Group: All | Education: All | TEACH Status: All  
 202509 | Position Type: All | SUTQ Rating: All | Total Duration: 0.00 | Center Type: All | Publicly Funded: All | POWER Status: All  
 SDA>County: SDA 3 | Beale Code: All | Student Age Group: All | POWER Levels: All



<b>ADJUSTED WORKERS</b>	<b>TOTAL LEAVER</b>	<b>TOTAL STAYER</b>	<b>SELECTED PERIOD CHURN %</b>
<b>21,513</b>	<b>1,520</b>	<b>19,993</b>	<b>7.07%</b>

**Leaver by Job Title and Star Rating**

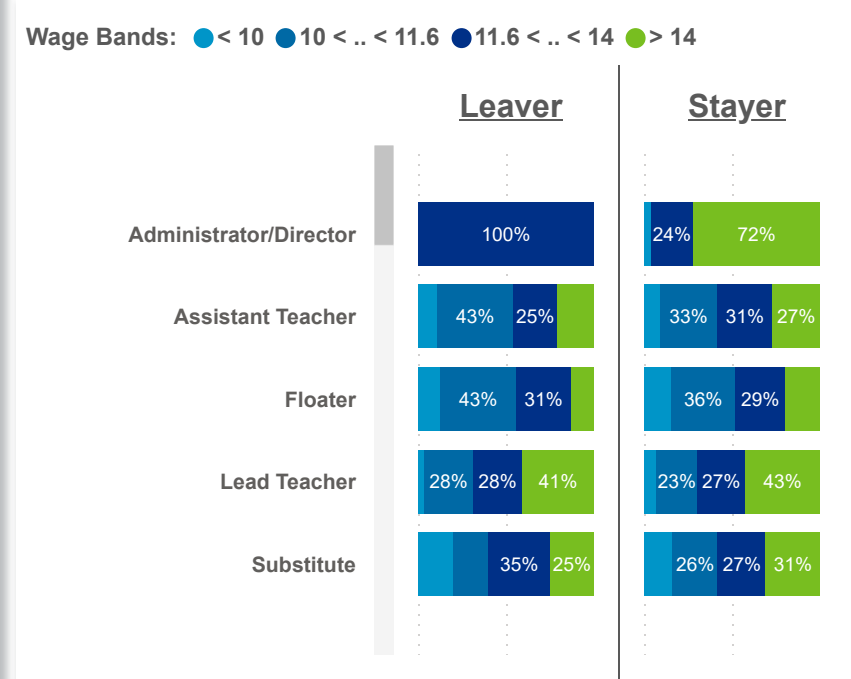
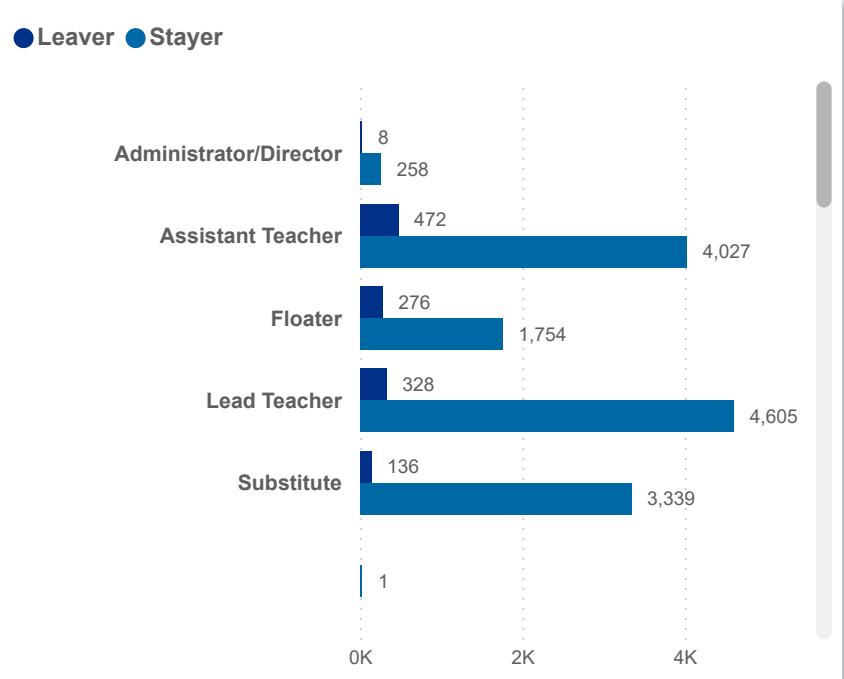
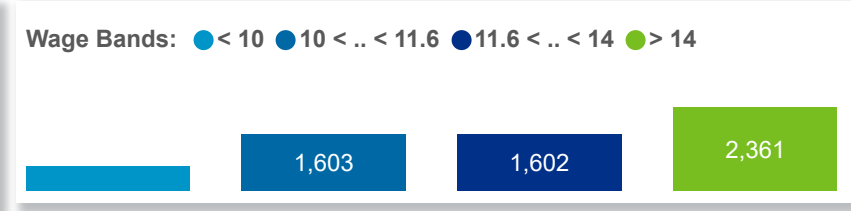
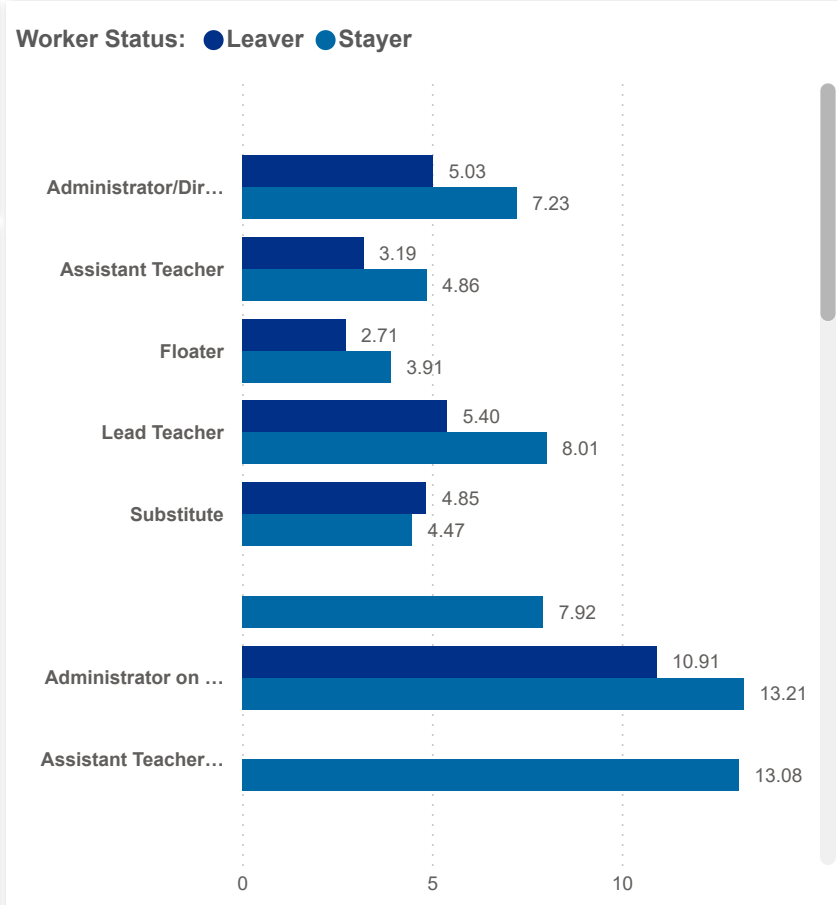
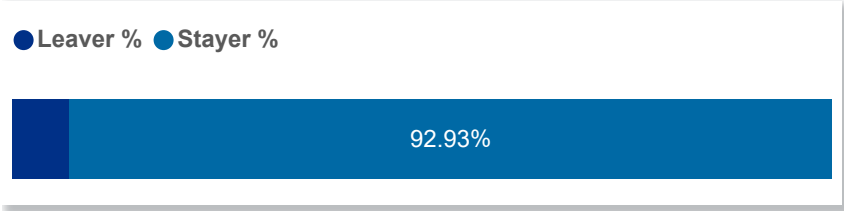


County	Adjusted Workers	Workers	Workers %	Total Leaver	Total Stayer	Selected Period Churn %	Stayer %	Avg Monthly Churn	Selected Period Turnover %	Avg Monthly Turnover	Workload Median	Avg Star Rating
Ashtabula OH	890	571	4.14%	74	816	8.31%	91.69%	3.25%	17.87%	6.81%	5.09	2.16
Cuyahoga OH	17,786	11,364	82.49%	1,221	16,565	6.86%	93.14%	2.61%	17.16%	6.46%	5.17	1.63
Lake OH	2,048	1,510	10.96%	176	1,872	8.59%	91.41%	3.25%	18.75%	7.09%	6.42	1.54
Geauga OH	791	549	3.98%	49	742	6.19%	93.81%	2.26%	12.39%	4.52%	5.18	1.19
<b>Total</b>	<b>21,513</b>	<b>13,777</b>	<b>100.00%</b>	<b>1,520</b>	<b>19,993</b>	<b>7.07%</b>	<b>92.93%</b>	<b>2.69%</b>	<b>17.17%</b>	<b>6.46%</b>	<b>5.26</b>	<b>1.63</b>



Date: 202507 Program Type: Multiple select... Job Title: All Teacher Age Group: All Education: All TEACH Status: All  
 202509 Position Type: All Credential: All TEACH Models: All  
 SDA>County: SDA 3 SUTQ Rating: All Total Duration: 0.00 Center Type: All Publicly Funded: All POWER Status: All  
 100.00 Beale Code: All Student Age Group: All POWER Levels: All

NUMBER OF WORKERS		AVG ECE DURATION (In Years)		HOURLY WAGE BANDS (USD)	
TOTAL LEAVER	TOTAL STAYER	LEAVER	STAYER	LEAVER (Hourly Wage MED)	STAYER (Hourly Wage MED)
<b>1,520</b>	<b>19,993</b>	<b>4.23</b>	<b>6.38</b>	<b>15.00</b>	<b>15.13</b>





Date:  Program Type: 
 Job Title:  Teacher Age Group:  Education:  TEACH Status: 
  
 Position Type:  Credential:  TEACH Models: 
  
 SDA>County:  SUTQ Rating:  Total Duration:  Center Type:  Publicly Funded:  POWER Status: 
  
 Beale Code:  Student Age Group:  POWER Levels:

### NUMBER OF WORKERS

### AVG ECE DURATION (In Years)

### HOURLY WAGE BANDS (USD)

LEAVER

STAYER

# 7.07%

# 92.93%

LEAVER

STAYER

# 4.23

# 6.38

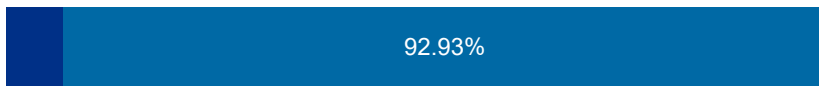
LEAVER (Hourly Wage MED)

STAYER (Hourly Wage MED)

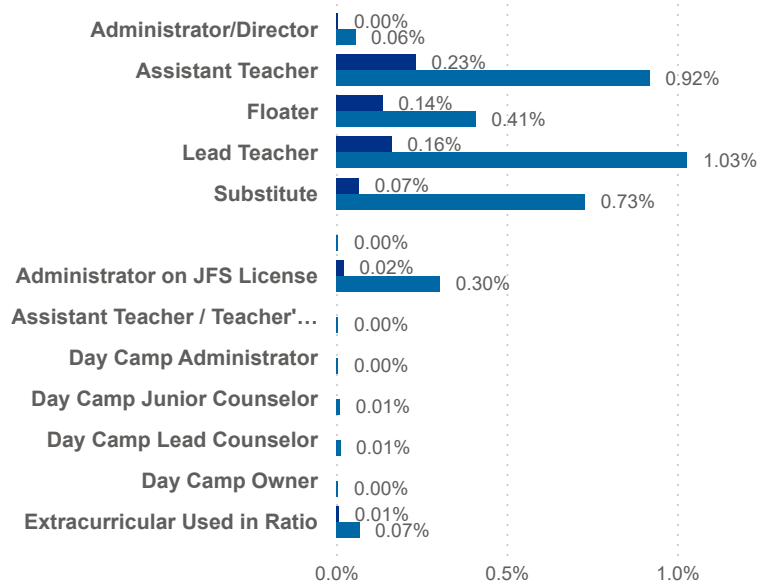
# 15.00

# 15.13

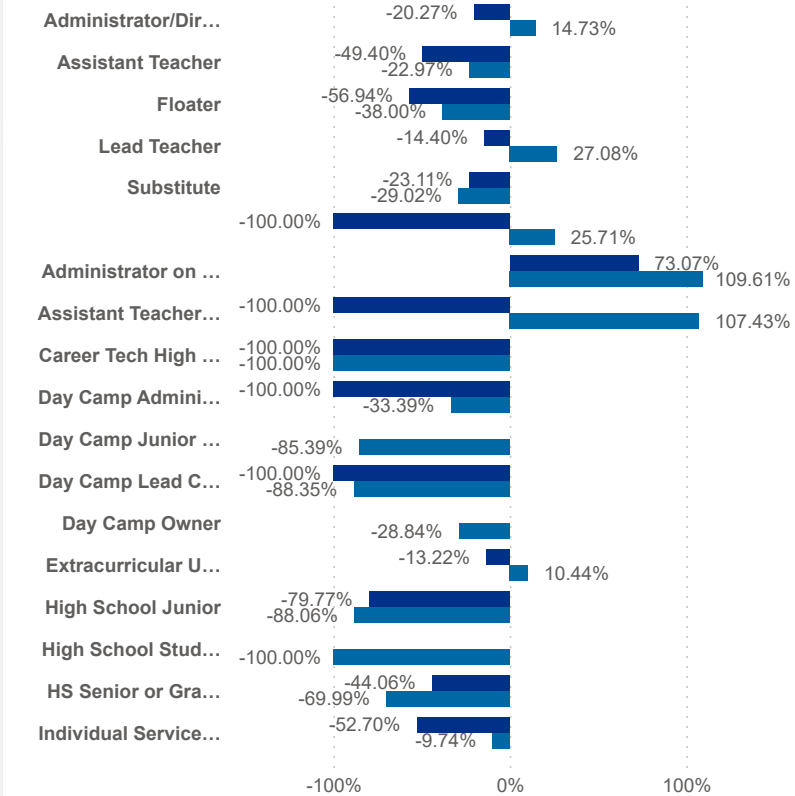
● Leaver % ● Stayer %



Worker Status: ● Leaver ● Stayer



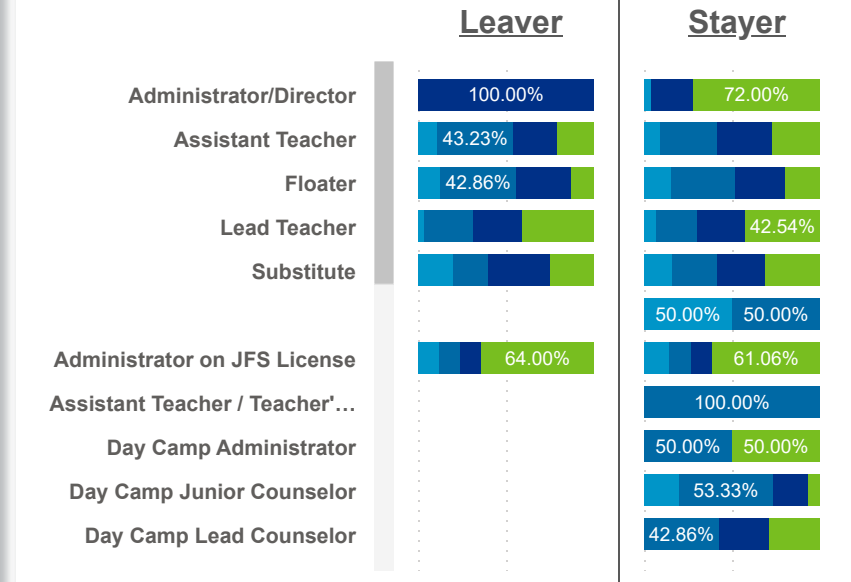
Worker Status: ● Leaver ● Stayer



Wage Bands: ● < 10 ● 10 < .. < 11.6 ● 11.6 < .. < 14 ● > 14



Wage Bands: ● < 10 ● 10 < .. < 11.6 ● 11.6 < .. < 14 ● > 14





Date:  Program Type: 
 Job Title:  Teacher Age Group:  Education:  TEACH Status:

Date:  Position Type: 
 SUTQ Rating:  Total Duration:  Center Type:  Publicly Funded:  POWER Status:

SDA>County:  Beale Code:  Student Age Group:  POWER Levels:

### LEAVER (Avg Career Duration)

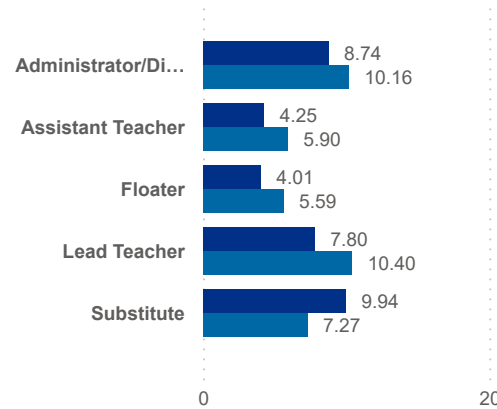
# 6.89

### STAYER (Avg Career Duration)

# 10.90

## Avg Career Duration by Job Title

Worker Status: ● Leaver ● Stayer



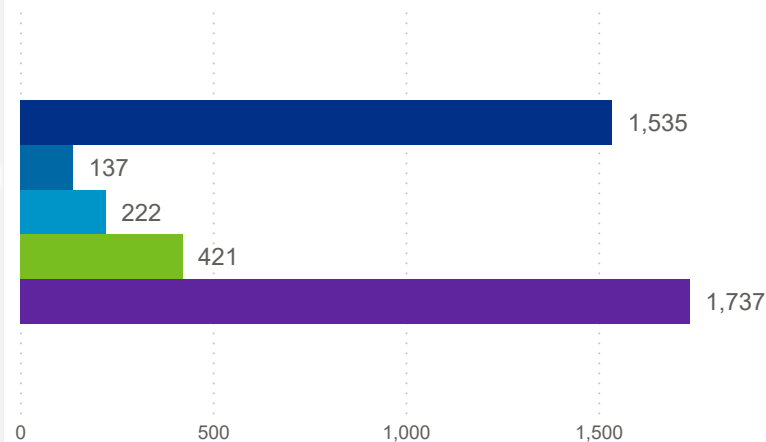
County	Job Title	Longest Serving Profile	\$ / hr	Seniority	Workload	Star Rating (Me
Ashtabula	Administrator/Director	1.96		Early	8.25	
Cuyahoga	Administrator/Director	1.96		Early	8.00	
Geauga	Administrator/Director	1.38		Early	4.00	
Lake	Administrator/Director	1.29		Early	9.39	
Ashtabula	Administrator/Director	0.95	15.00	Early	11.78	
Cuyahoga	Administrator/Director	3.24	15.00	Early	12.40	
Cuyahoga	Administrator/Director	3.09	21.64	Early	7.11	
Geauga	Administrator/Director	3.01	30.50	Early	10.71	
Cuyahoga	Administrator/Director	2.09	32.69	Early	4.00	
Geauga	Administrator/Director	2.00	35.00	Early	2.57	
Lake	Administrator/Director	2.00	35.00	Early	5.17	

### TOTAL STAYER

# 19,993

## Turnover Reasons

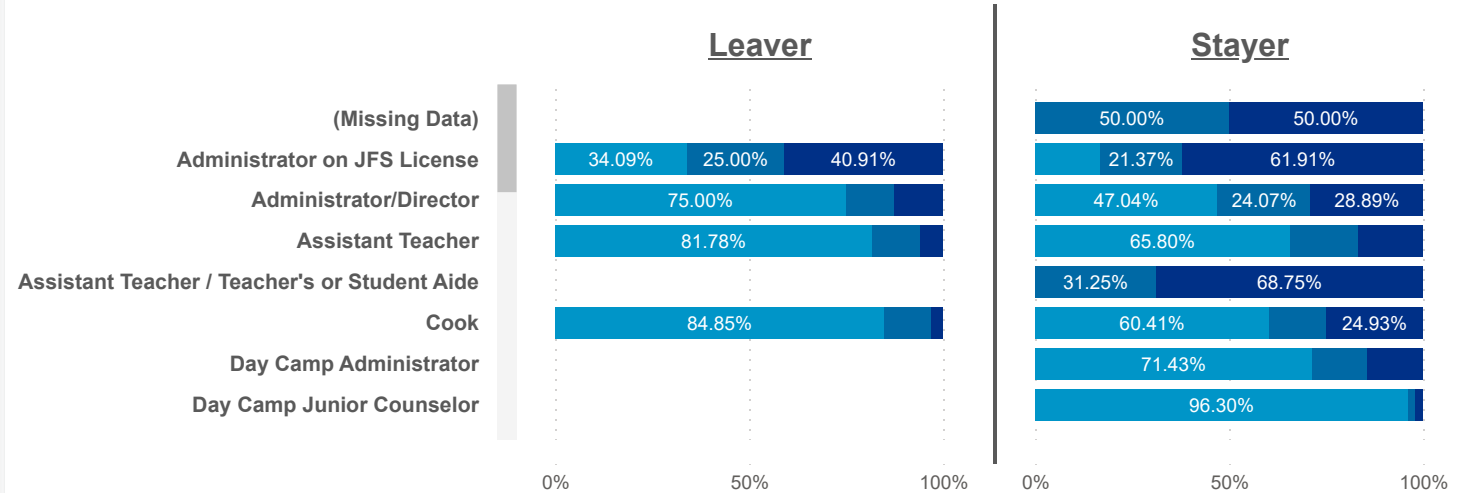
● Churn ● Internal ● Promotion ● Seasonal ● Transfer



### STAYER (Promotion)

# 222

Seniority: ● Early ● Mid ● Senior





Date:  Program Type: 
 Job Title:  Teacher Age Group:  Education:  TEACH Status:

Date:  Position Type: 
 SUTQ Rating:  Total Duration:  Center Type:  Publicly Funded:  POWER Status:

SDA>County:  Beale Code:  Student Age Group:  POWER Levels:

### LEAVER (Avg Career Duration)

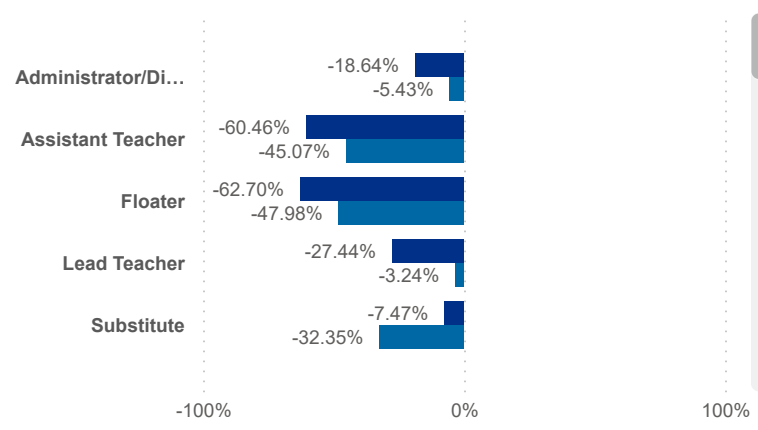
# 6.89

### STAYER (Avg Career Duration)

# 10.90

## Avg Career Duration by Job Title vs Mean

Worker Status: ● Leaver ● Stayer



County	Job Title	Longest Serving Profile	\$ / hr	Seniority	Workload	Star Rating (mean)
Lake	Assistant Teacher	0.01	11.16	Early	9.39	3.0
Cuyahoga	Assistant Teacher	0.01	13.94	Early	17.60	0.0
Lake	Lead Teacher	0.01	17.50	Early	5.11	1.0
Cuyahoga	Extracurricular Used in Ratio	0.01	30.50	Mid	16.13	3.0
Cuyahoga	Individual Service Provider Not Used in Ratio	0.01	22.00	Early	2.86	1.0
Cuyahoga	Extracurricular Not Used in Ratio	0.01	30.50	Mid	16.13	3.0
Geauga	Extracurricular Not Used in Ratio	0.01		Senior	8.18	0.0
Geauga	Assistant Teacher	0.02	22.00	Early	10.00	0.0
Geauga	Assistant Teacher	0.02	22.50	Early	6.69	0.0
Cuyahoga	Individual Service Provider Used in Ratio	0.02	33.00	Early	1.92	0.0

### TOTAL STAYER

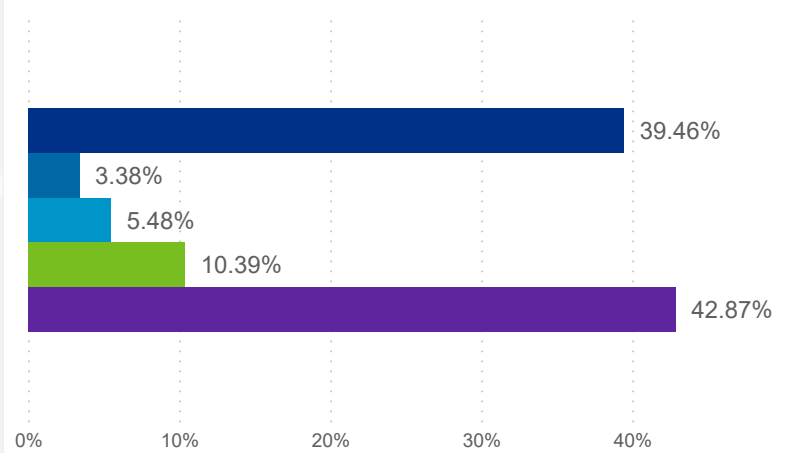
# 19,993

### STAYER (Promotion)

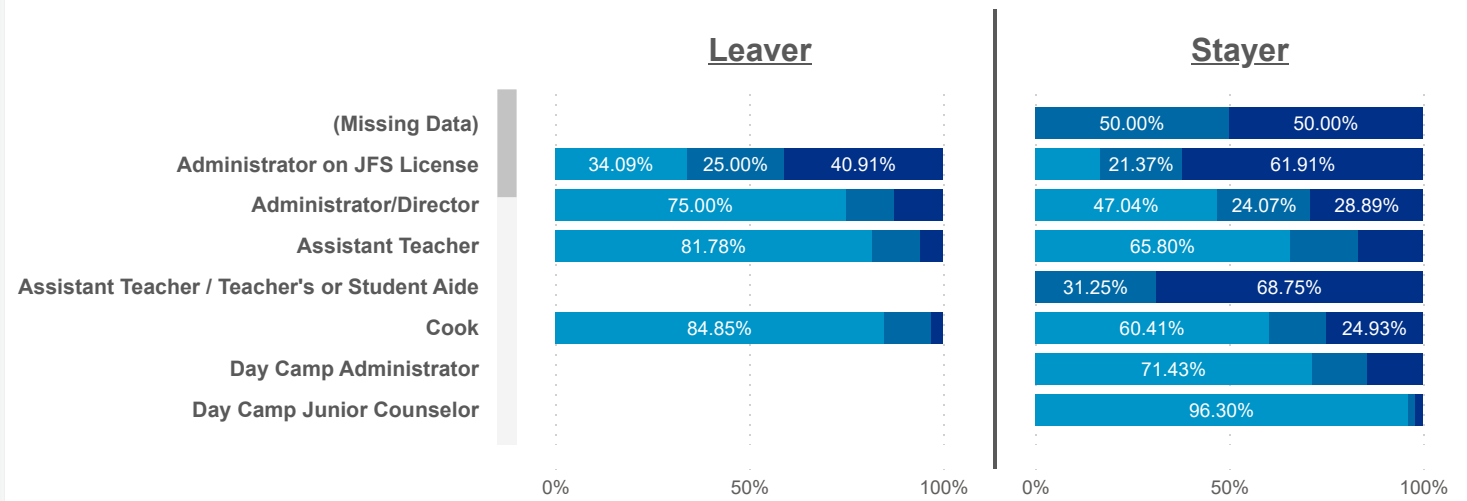
# 222

## Turnover Reasons

● Churn ● Internal ● Promotion ● Seasonal ● Transfer



Seniority: ● Early ● Mid ● Senior





Date:  Program Type: 
 Job Title:  Teacher Age Group:  Education:  TEACH Status:

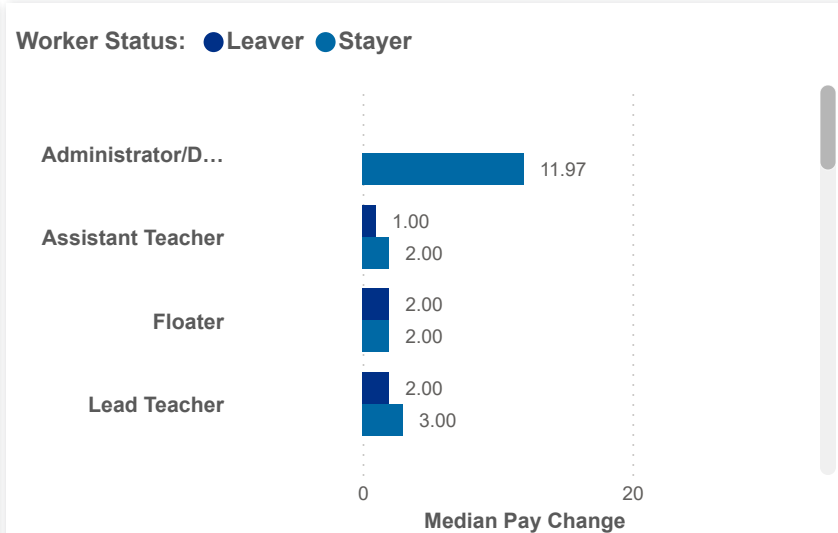
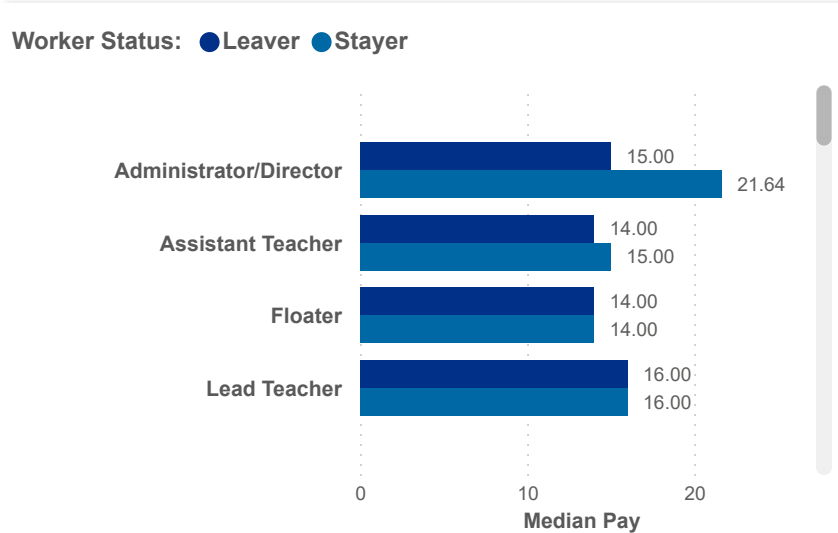
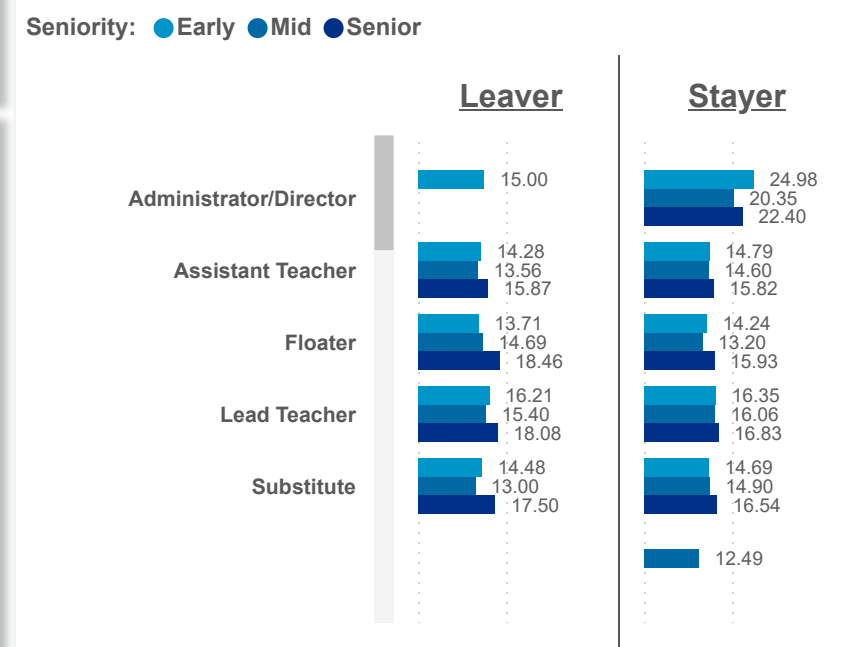
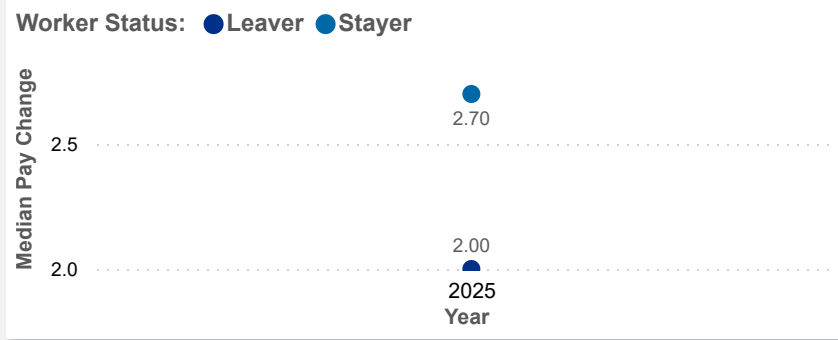
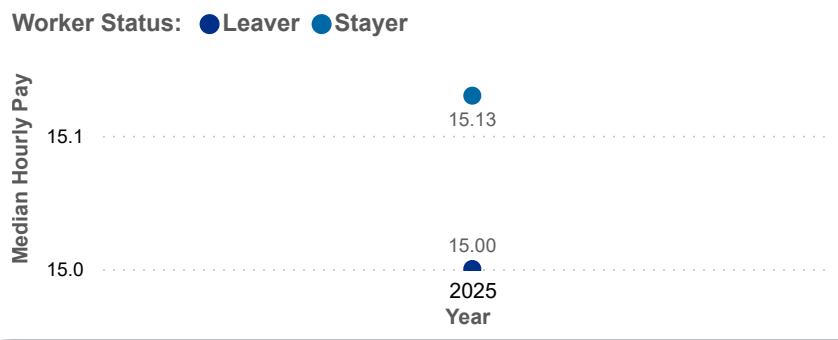
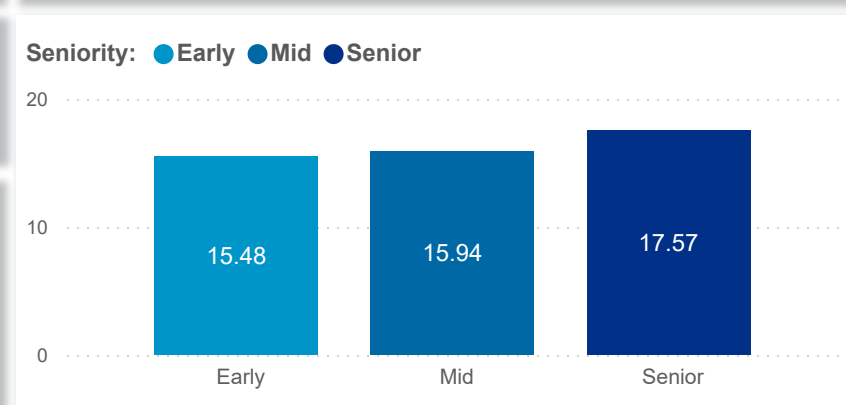
Date:  Position Type: 
 SUTQ Rating:  Total Duration:  Center Type:  Publicly Funded:  POWER Status:

SDA>County:  Total Duration:  Beale Code:  Student Age Group:  POWER Levels:

### PAY MEDIAN (USD)

### PAY PROGRESSION (USD)

### PAY & CAREER SENIORITY (USD)





Date:  Program Type: 
 Job Title:  Teacher Age Group:  Education:  TEACH Status:

Date:  Position Type: 
 SUTQ Rating:  Total Duration:  Center Type:  Publicly Funded:  POWER Status:

SDA>County:  Total Duration:  Beale Code:  Student Age Group:  POWER Levels:

### PAY MEDIAN (USD)

### PAY PROGRESSION (USD)

### PAY & CAREER SENIORITY (USD)

**LEAVER**  
**15.00**

**STAYER**  
**15.13**

**LEAVER**  
**0.32**

**STAYER**  
**0.90**

Worker Status:  Leaver  Stayer

Median Hourly Pay




Worker Status:  Leaver  Stayer

Median Pay Chan...



Seniority:  Early  Mid  Senior



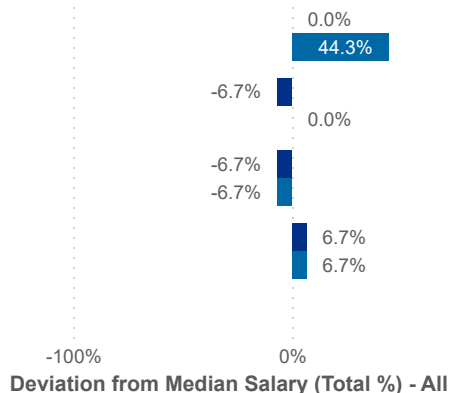
Worker Status:  Leaver  Stayer

Administrator/Director

Assistant Teacher

Floater

Lead Teacher



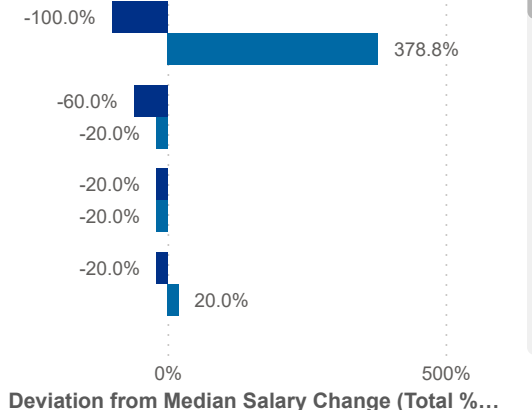
Worker Status:  Leaver  Stayer

Administrator/Director

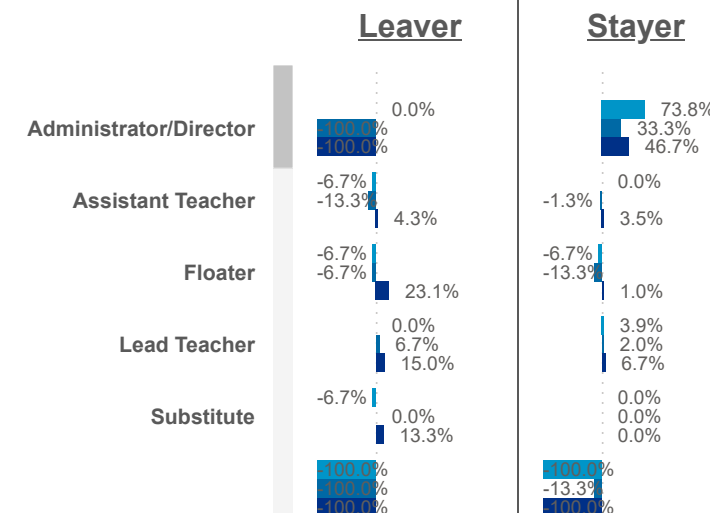
Assistant Teacher

Floater

Lead Teacher



Seniority:  Early  Mid  Senior





Date: 202507 Program Type: Multiple select...  
 202509 Position Type: All Job Title: All Teacher Age Group: All Education: All TEACH Status: All  
 Credential: All TEACH Models: All

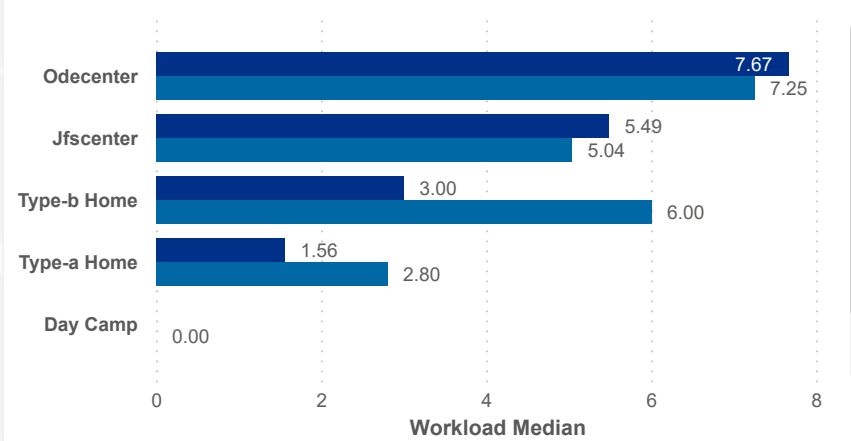
SDA>County: SDA 3 SUTQ Rating: All Total Duration: 0.00  
 100.00 Center Type: All Publicly Funded: All POWER Status: All  
 Beale Code: All Student Age Group: All POWER Levels: All

### Workload Median (Total)

# 5.26

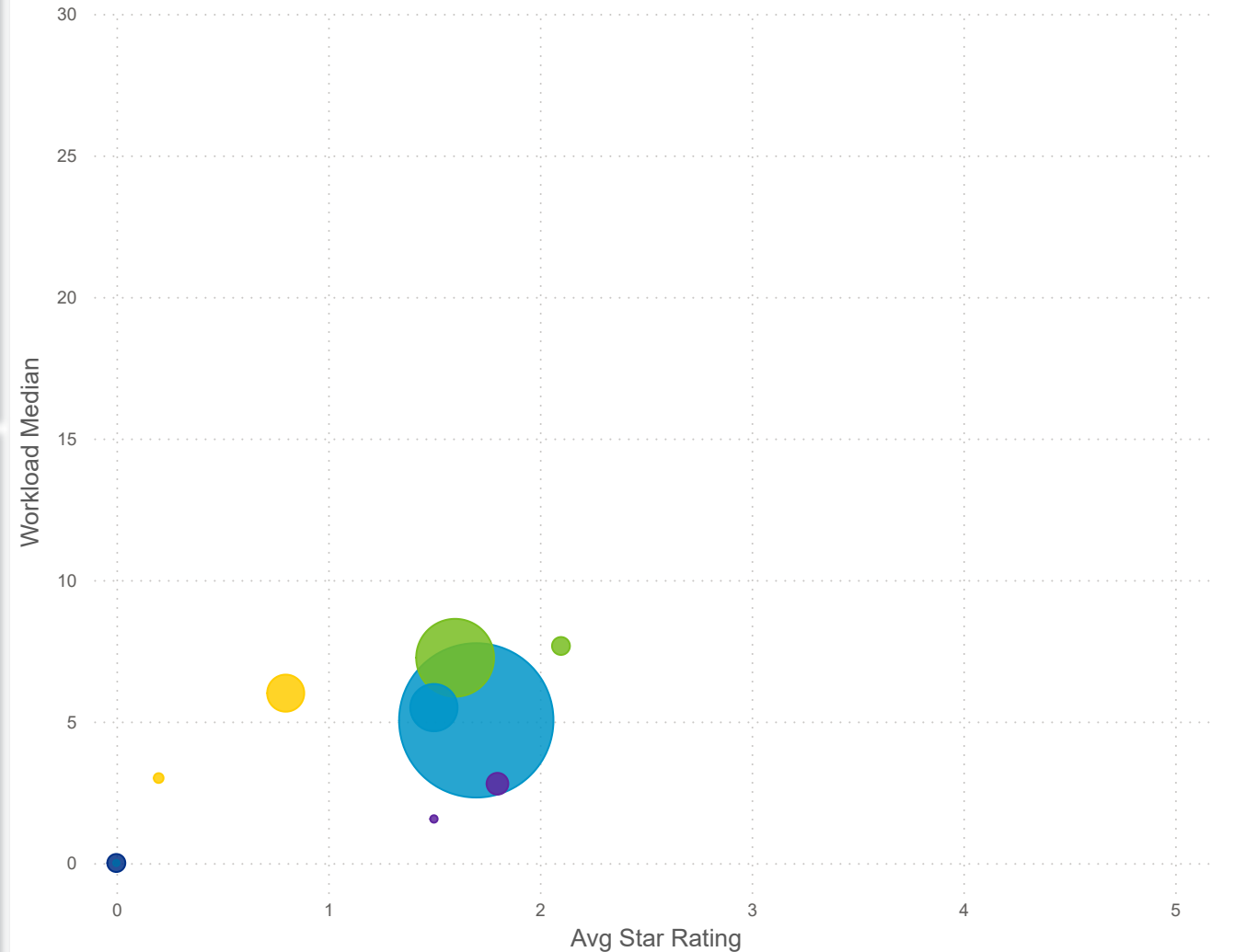
### Workload Median

Worker status ● Leaver ● Stayer



### Star Rating Mean, Workload Median, and Number of Users by Worker Status and Center Type

Center Type: ● Day Camp ● Inhome Aide ● Jfscenter ● Odecenter ● Type-a Home ● Type-b Home

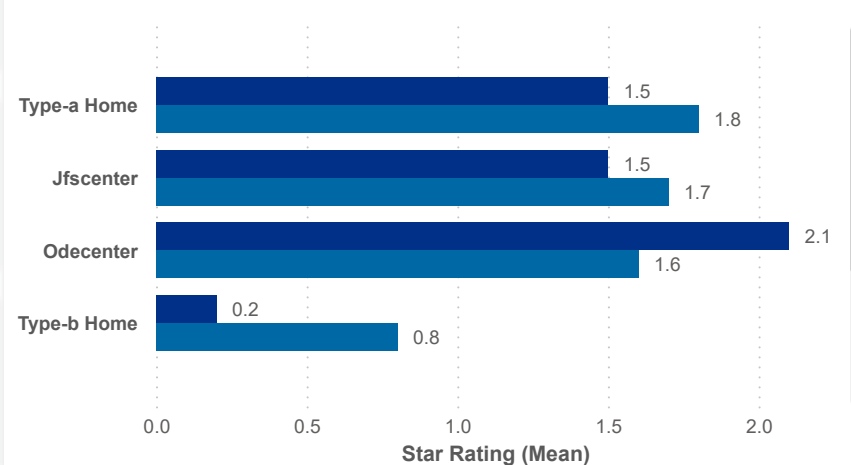


### Star Rating Mean (Total)

# 1.6

### Star Rating Mean

Worker status ● Leaver ● Stayer



### Star Rating Mean (Leaver)

# 1.5

### Star Rating Mean (Stayer)

# 1.6



Date:  Program Type: 
 Job Title:  Teacher Age Group:  Education:  TEACH Status:

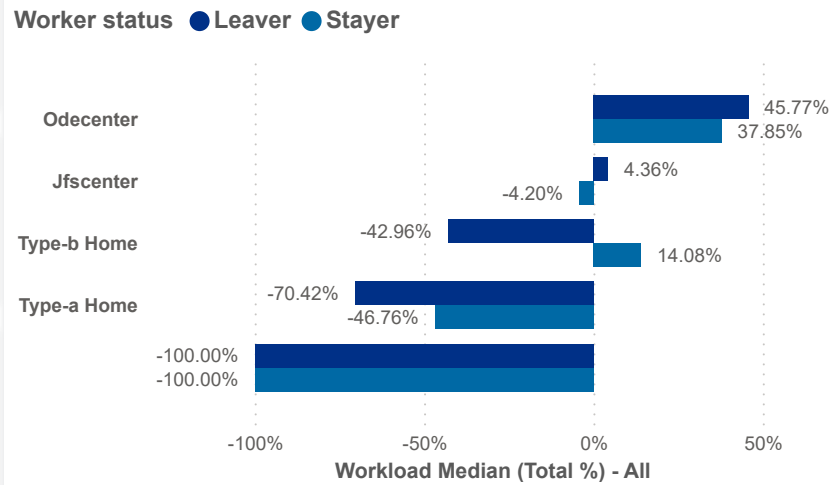
Date:  Position Type: 
 SUTQ Rating:  Total Duration:  Center Type:  Publicly Funded:  POWER Status:

SDA>County:  Beale Code:  Student Age Group:  POWER Levels:

### Workload Median (Total)

# 5.26

### Workload Median (Total %)



### Workload Median (Leaver)

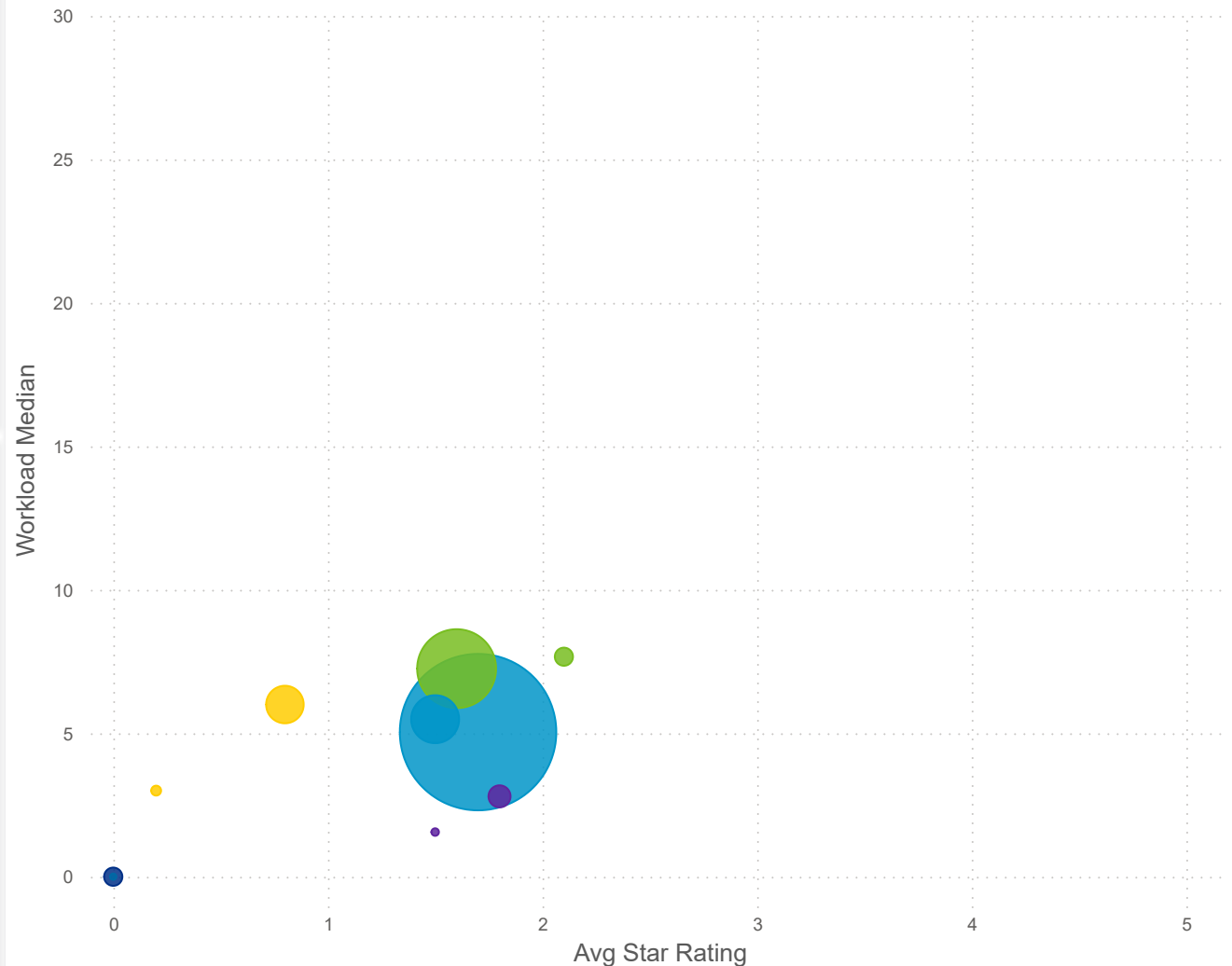
# 5.51

### Workload Median (Stayer)

# 5.25

### Star Rating Mean, Workload Median, and Number of Users by Worker Status and Center Type

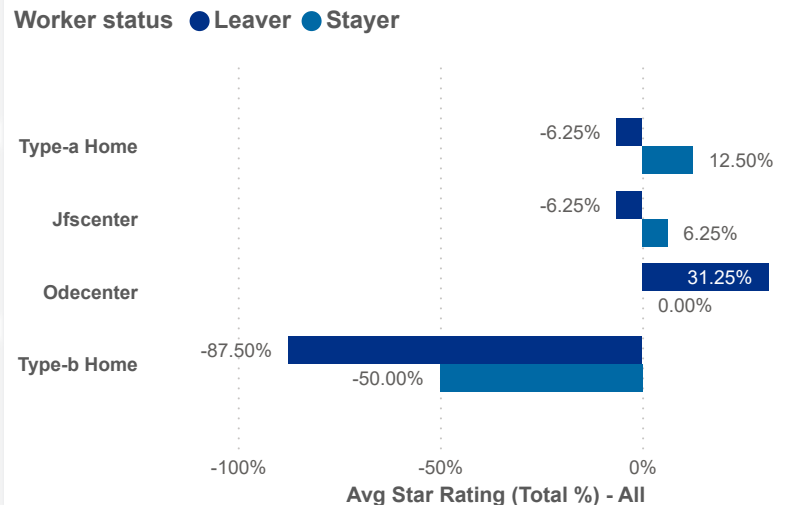
Center Type: ● Day Camp ● Inhome Aide ● Jfscenter ● Odecenter ● Type-a Home ● Type-b Home



### Star Rating Mean (Total)

# 1.6

### Star Rating Mean (Total %)



### Star Rating Mean (Leaver)

# 1.5

### Star Rating Mean (Stayer)

# 1.6

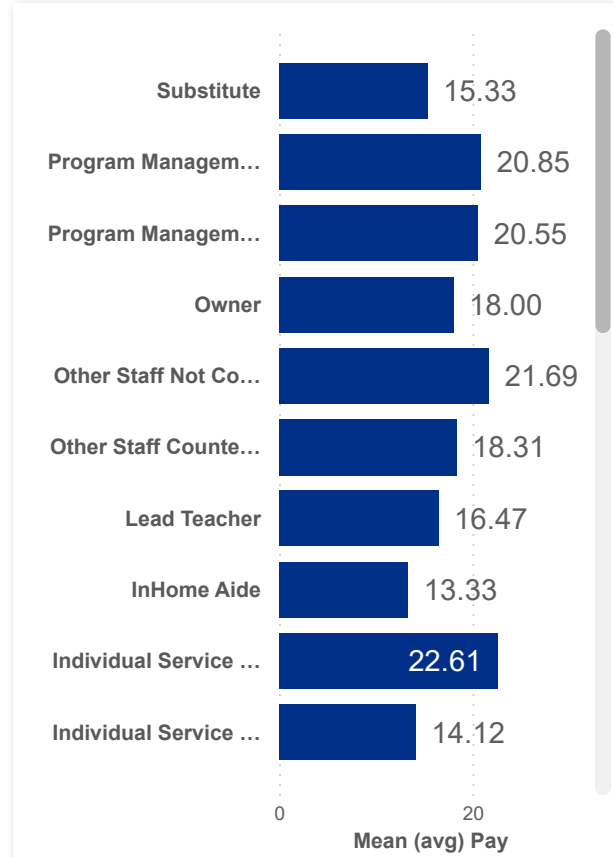
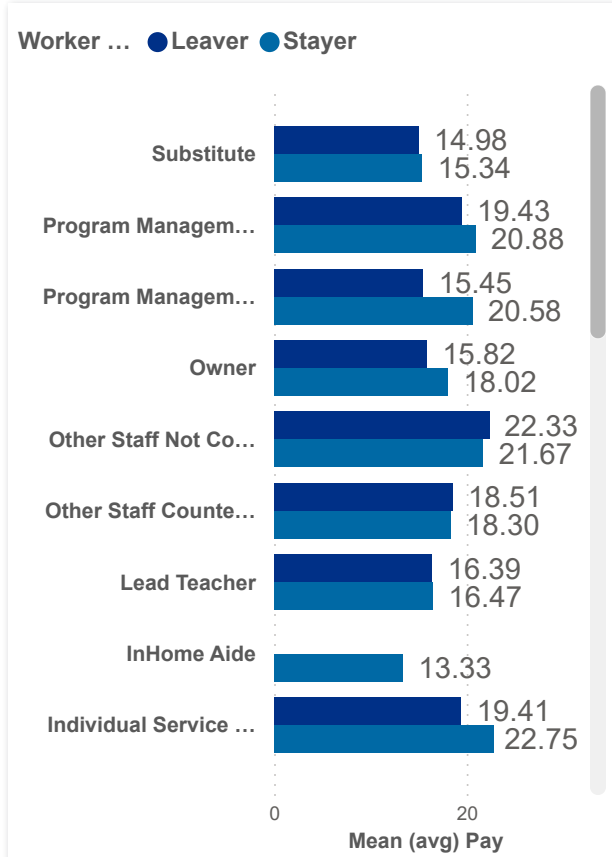
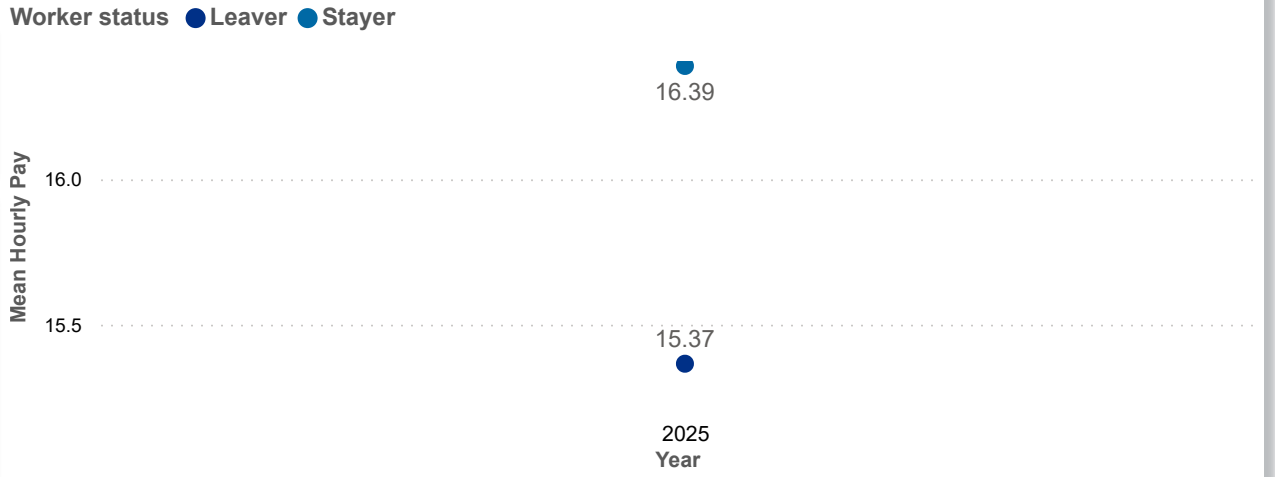


Date: 202507 Program Type: Multiple select... Job Title: All Teacher Age Group: All Education: All TEACH Status: All  
 202509 Position Type: All Credential: All TEACH Models: All  
 SDA>County: SDA 3 SUTQ Rating: All Total Duration: 0.00 Center Type: All Publicly Funded: All POWER Status: All  
 100.00 Beale Code: All Student Age Group: All POWER Levels: All

### PAY MEAN (USD)

LEAVER	STAYER	COMBINED
<b>15.37</b>	<b>16.39</b>	<b>16.36</b>

### Salary Mean by Year and Worker Status



### Combined Salary Mean by Year and Worker Status

