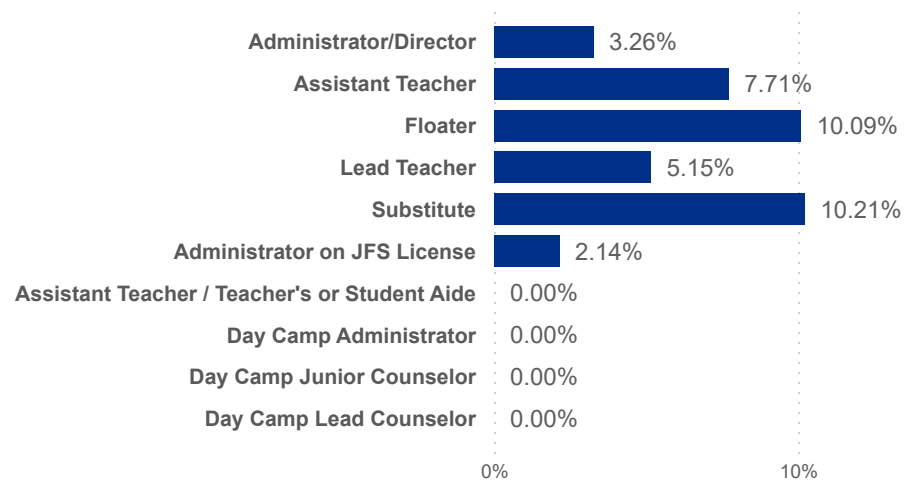




Date:
 Program Type:
 Position Type:
 Job Title:
 Teacher Age Group:
 Education:
 Credential:
 TEACH Status:
 TEACH Models:

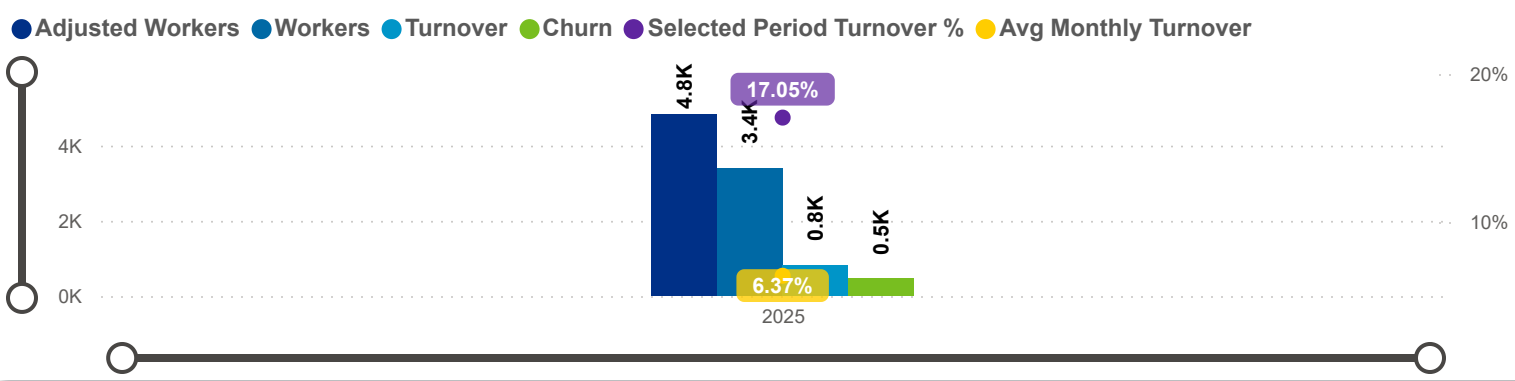
SDA>County:
 SUTQ Rating:
 Total Duration:
 Center Type:
 Beale Code:
 Publicly Funded:
 Student Age Group:
 POWER Status:
 POWER Levels:

Avg Monthly Turnover Rates by Job Title

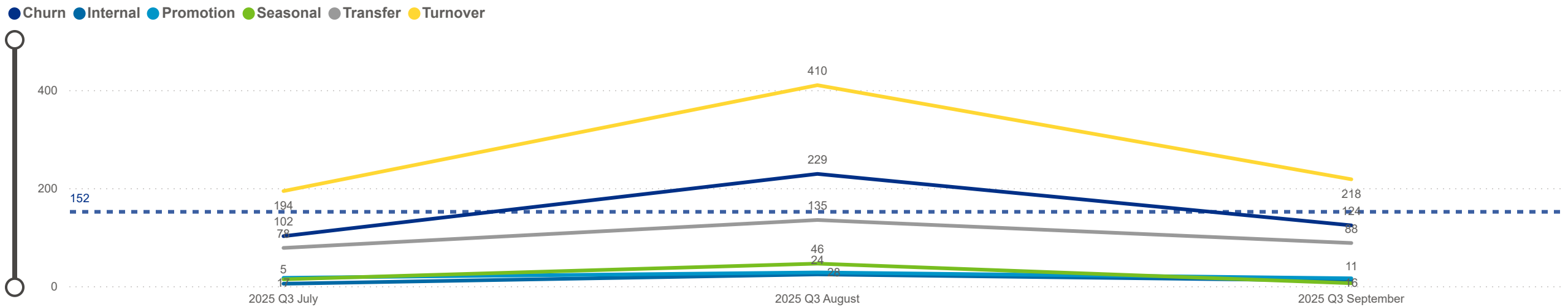


Avg Monthly Turnover	Adjusted Workers	Total Leaver	Total Stayer	Sel Period Turnover
6.37%	4,820	451	4,369	17.05%

Avg Monthly Turnover and Number of Workers



Categorization by Time Series



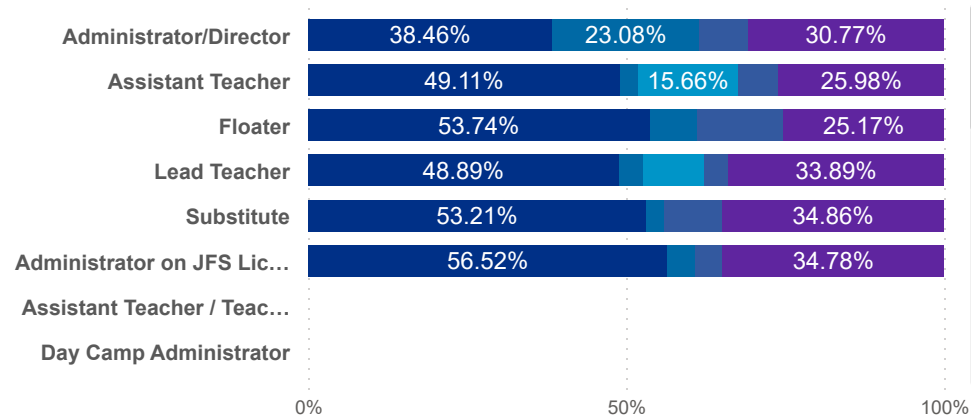


Date:
 Program Type:
 Position Type:
 Job Title:
 Teacher Age Group:
 Education:
 Credential:
 TEACH Status:
 TEACH Models:

SDA>County:
 SUTQ Rating:
 Total Duration:
 Center Type:
 Beale Code:
 Publicly Funded:
 Student Age Group:
 POWER Status:
 POWER Levels:

Job Change Reasons by Job Title

● Churn ● Internal ● Promotion ● Seasonal ● Transfer



Avg Monthly Churn

3.53%

Adjusted Workers

4,820

Workload Median

5.81

Pay Median USD / hr

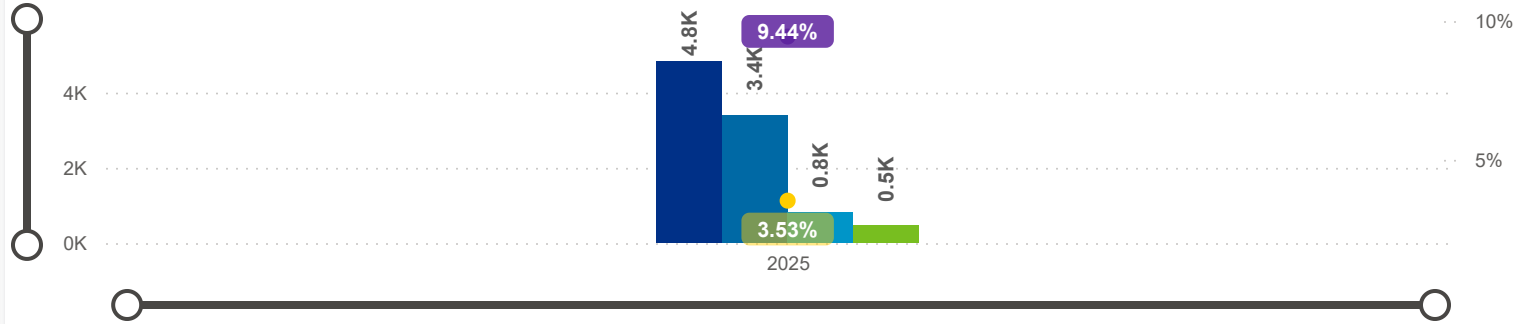
15.00

Avg ECE Duration

6.58

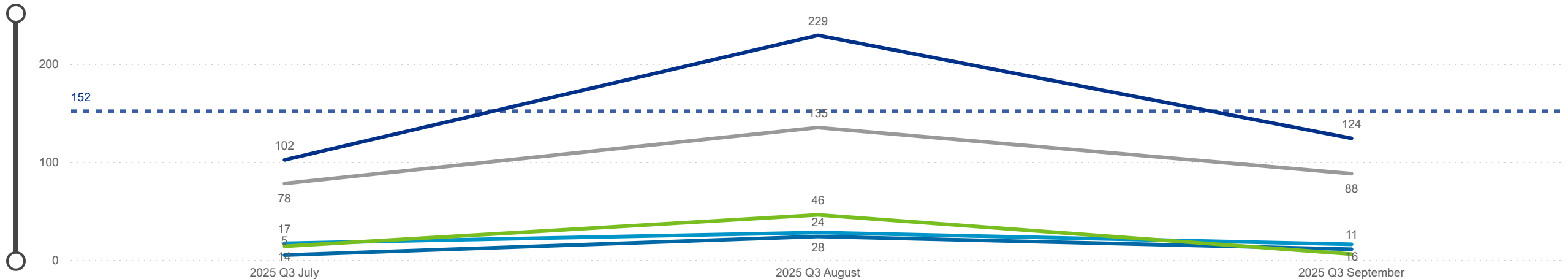
Avg Monthly Churn and Number of Workers

● Adjusted Workers ● Workers ● Turnover ● Churn ● Selected Period Churn % ● Avg Monthly Churn

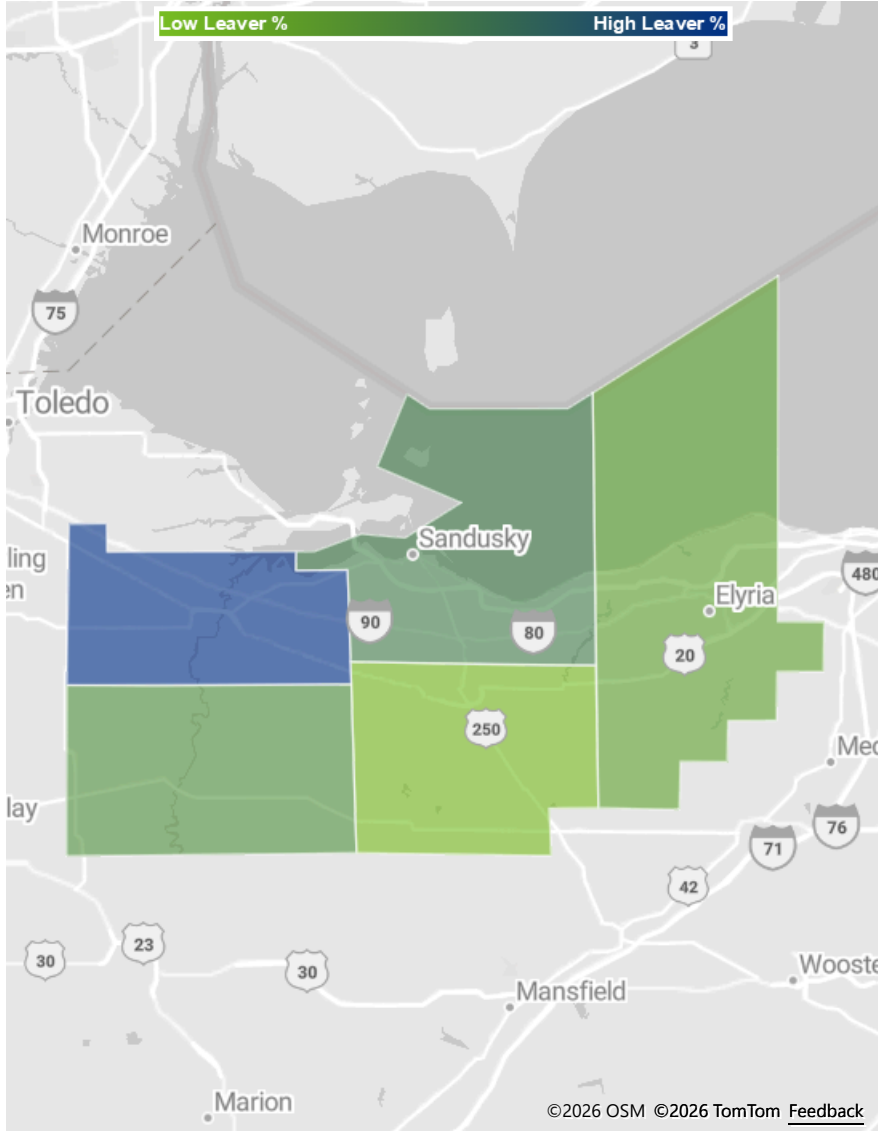


Categorization by Time Series

● Churn ● Internal ● Promotion ● Seasonal ● Transfer

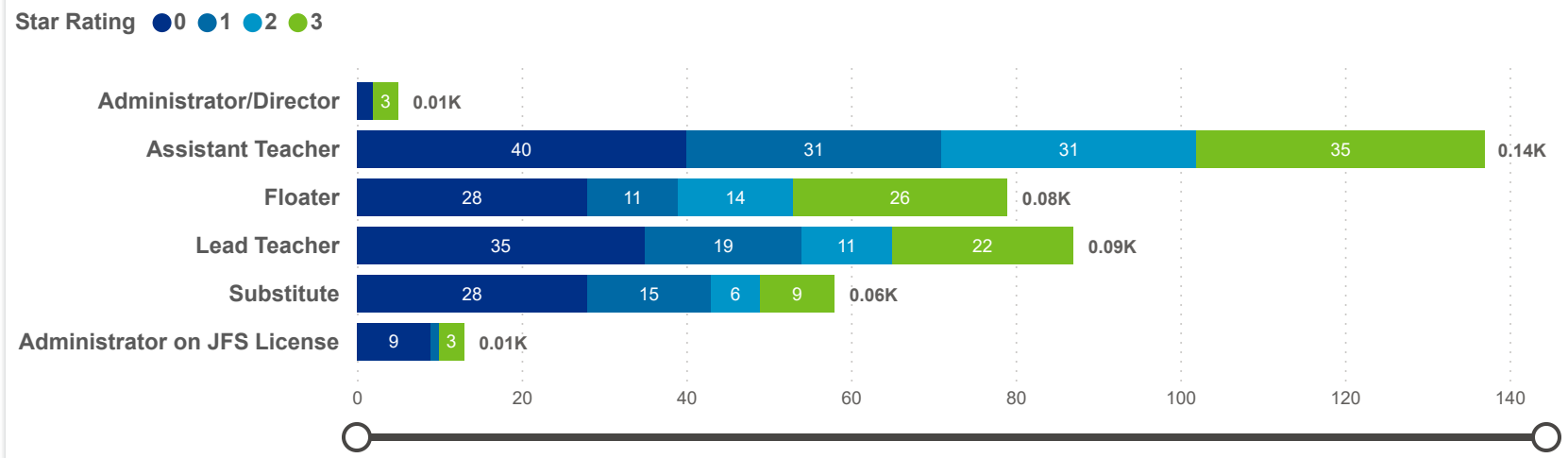


Date: 202507 | Program Type: Multiple select... | Job Title: All | Teacher Age Group: All | Education: All | TEACH Status: All
 202509 | Position Type: All | SUTQ Rating: All | Total Duration: 0.00 | Center Type: All | Publicly Funded: All | POWER Status: All
 SDA>County: SDA 2 | Beale Code: All | Student Age Group: All | POWER Levels: All



ADJUSTED WORKERS	TOTAL LEAVER	TOTAL STAYER	SELECTED PERIOD CHURN %
4,820	451	4,369	9.36%

Leaver by Job Title and Star Rating


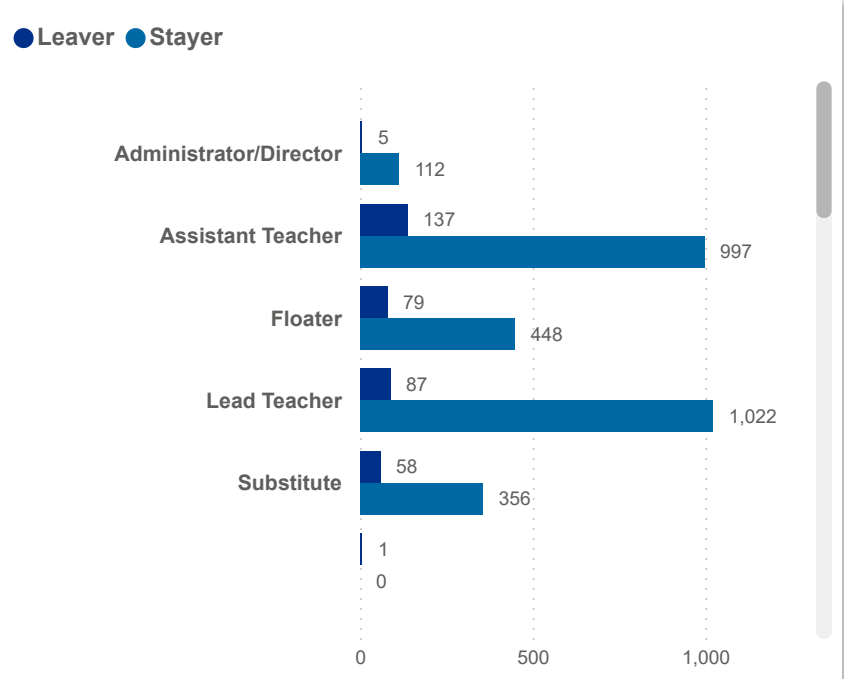
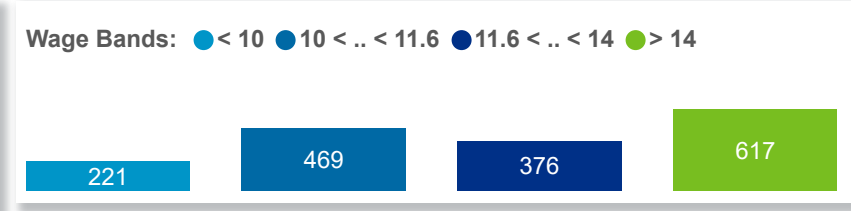



County	Adjusted Workers	Workers	Workers %	Total Leaver	Total Stayer	Selected Period Churn %	Stayer %	Avg Monthly Churn	Selected Period Turnover %	Avg Monthly Turnover	Workload Median	Avg Star Rating
Seneca OH	260	201	5.92%	24	236	9.23%	90.77%	3.51%	13.85%	5.26%	6.15	2.08
Lorain OH	2,970	2,123	62.50%	243	2,727	8.18%	91.82%	3.07%	16.26%	6.01%	5.77	1.69
Huron OH	370	285	8.39%	25	345	6.76%	93.24%	2.44%	8.65%	3.13%	4.73	1.48
Sandusky OH	697	446	13.13%	105	592	15.06%	84.94%	6.06%	27.26%	10.96%	5.58	1.38
Erie OH	526	377	11.10%	54	472	10.27%	89.73%	3.77%	15.40%	5.66%	6.18	1.03
Total	4,820	3,397	100.00%	451	4,369	9.36%	90.64%	3.53%	17.05%	6.37%	5.81	1.58



Date: 202507	Program Type: Multiple select...	Job Title: All	Teacher Age Group: All	Education: All	TEACH Status: All
202509	Position Type: All			Credential: All	TEACH Models: All
SDA>County: SDA 2	SUTQ Rating: All	Total Duration: 0.00	Center Type: All	Publicly Funded: All	POWER Status: All
		100.00	Beale Code: All	Student Age Group: All	POWER Levels: All

NUMBER OF WORKERS		AVG ECE DURATION (In Years)		HOURLY WAGE BANDS (USD)	
TOTAL LEAVER	TOTAL STAYER	LEAVER	STAYER	LEAVER (Hourly Wage MED)	STAYER (Hourly Wage MED)
451	4,369	4.66	6.65	13.80	15.00





Date: Program Type:
 Job Title: Teacher Age Group: Education: TEACH Status:

Date: Position Type:
 SUTQ Rating: Total Duration: Center Type: Publicly Funded: POWER Status:

SDA>County: Beale Code: Student Age Group: POWER Levels:

NUMBER OF WORKERS

AVG ECE DURATION (In Years)

HOURLY WAGE BANDS (USD)

LEAVER

STAYER

9.36%

90.64%

4.66

6.65

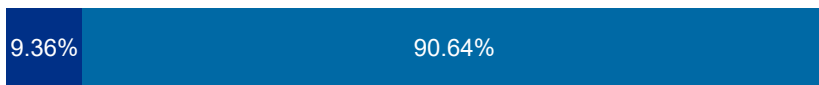
LEAVER (Hourly Wage MED)

STAYER (Hourly Wage MED)

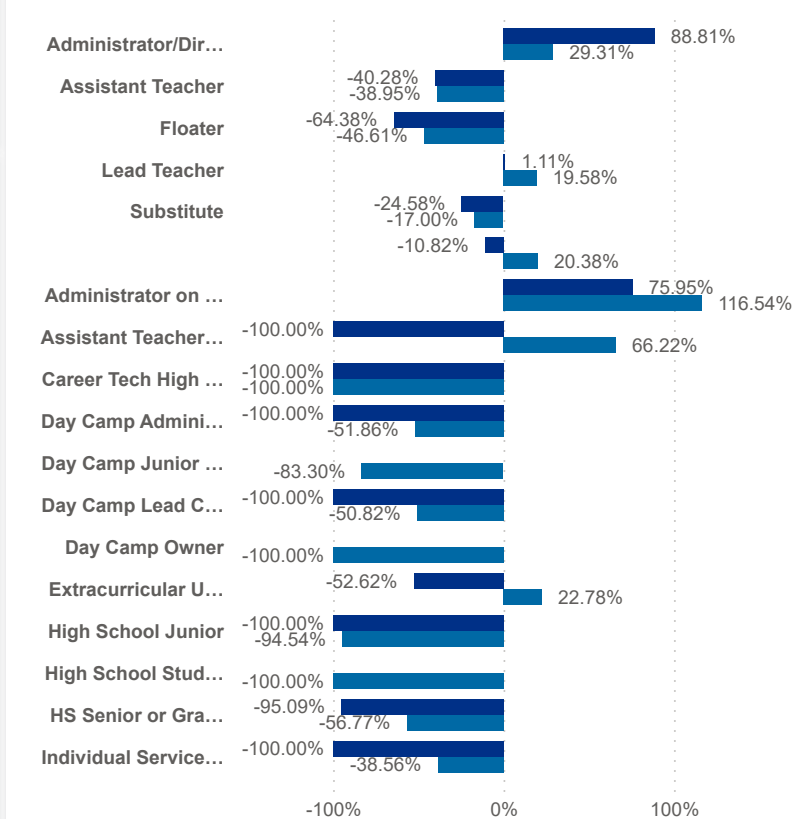
13.80

15.00

● Leaver % ● Stayer %



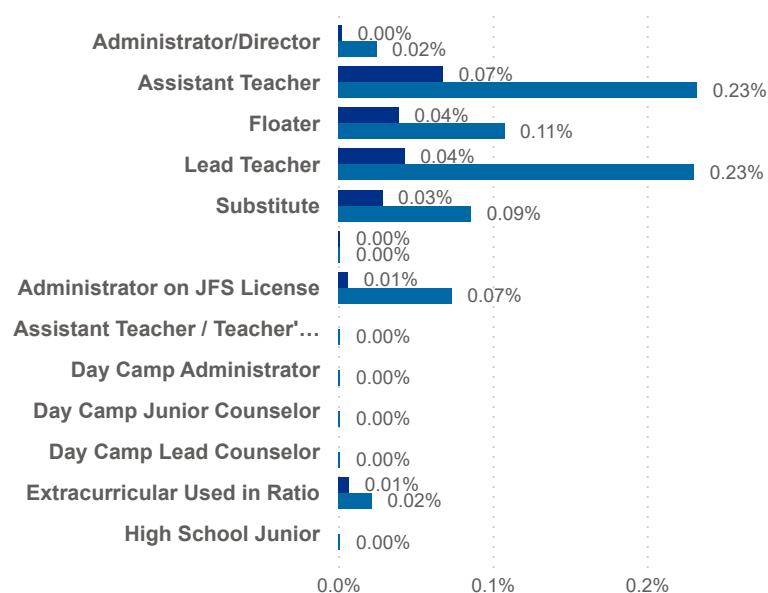
Worker Status: ● Leaver ● Stayer



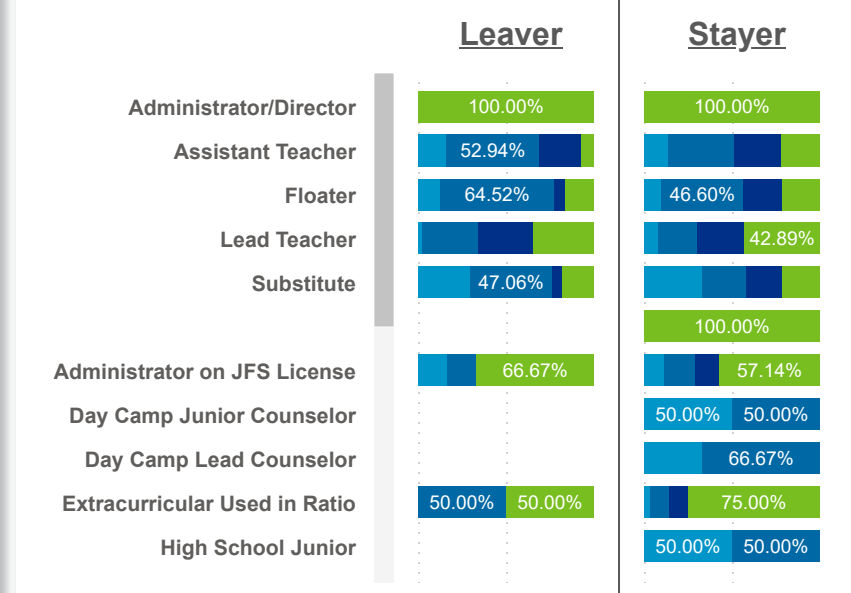
Wage Bands: ● < 10 ● 10 < .. < 11.6 ● 11.6 < .. < 14 ● > 14



Worker Status: ● Leaver ● Stayer



Wage Bands: ● < 10 ● 10 < .. < 11.6 ● 11.6 < .. < 14 ● > 14





Date: Program Type:
 Job Title: Teacher Age Group: Education: TEACH Status:

 Position Type: Credential: TEACH Models:

 SDA>County: SUTQ Rating: Total Duration: Center Type: Publicly Funded: POWER Status:

 Beale Code: Student Age Group: POWER Levels:

LEAVER (Avg Career Duration)

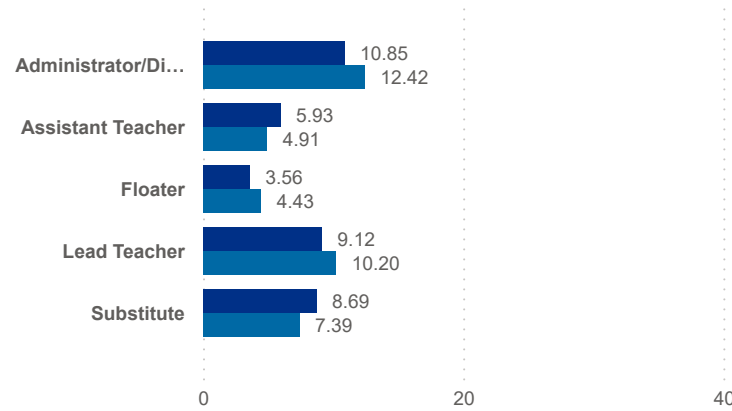
7.41

STAYER (Avg Career Duration)

9.88

Avg Career Duration by Job Title

Worker Status: ● Leaver ● Stayer



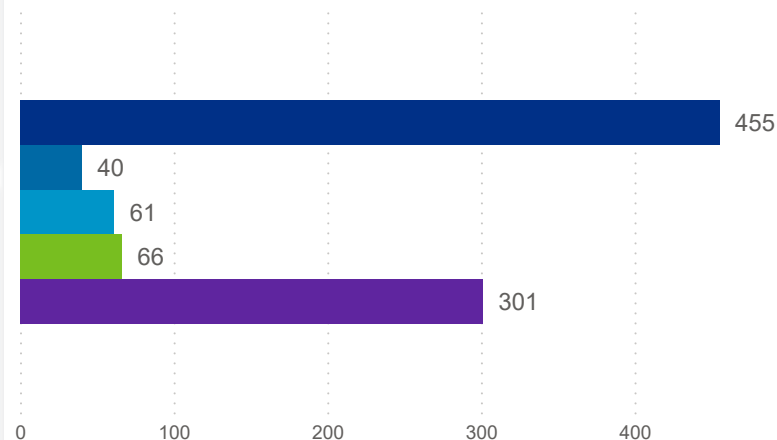
County	Job Title	Longest Serving Profile	\$ / hr	Seniority	Workload	Star Rating (Mea
Erie	Administrator/Director	1.36		Early	9.22	
Huron	Administrator/Director	0.46		Early	5.65	
Lorain	Administrator/Director	1.45		Early	7.78	
Sandusky	Administrator/Director	1.40		Early	9.73	
Seneca	Administrator/Director	1.79		Early	7.25	
Huron	Administrator/Director	3.92	19.49	Early	5.80	
Huron	Administrator/Director	3.00	30.00	Early	4.40	
Erie	Administrator/Director	6.67		Mid	8.25	
Huron	Administrator/Director	3.37		Mid	5.80	
Lorain	Administrator/Director	4.42		Mid	7.44	
Sandusky	Administrator/Director	3.74		Mid	8.61	

TOTAL STAYER

4,369

Turnover Reasons

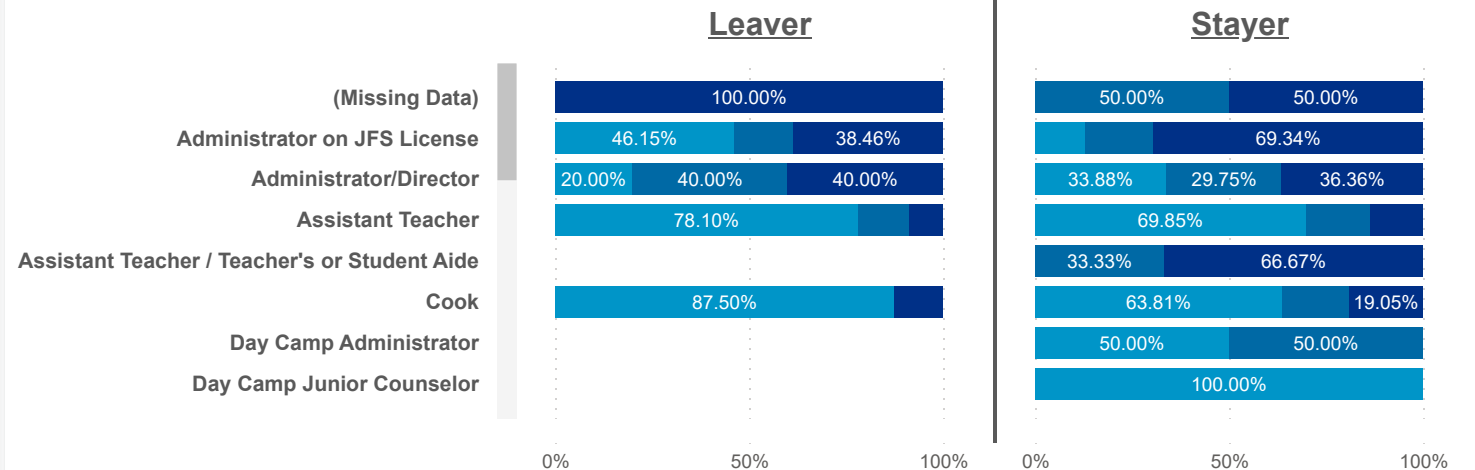
● Churn ● Internal ● Promotion ● Seasonal ● Transfer



STAYER (Promotion)

61

Seniority: ● Early ● Mid ● Senior





Date: 202507 Program Type: Multiple select... Job Title: All Teacher Age Group: All Education: All TEACH Status: All
 202509 Position Type: All Credential: All TEACH Models: All
 SDA>County: SDA 2 SUTQ Rating: All Total Duration: 0.00 Center Type: All Publicly Funded: All POWER Status: All
 100.00 Beale Code: All Student Age Group: All POWER Levels: All

LEAVER (Avg Career Duration)

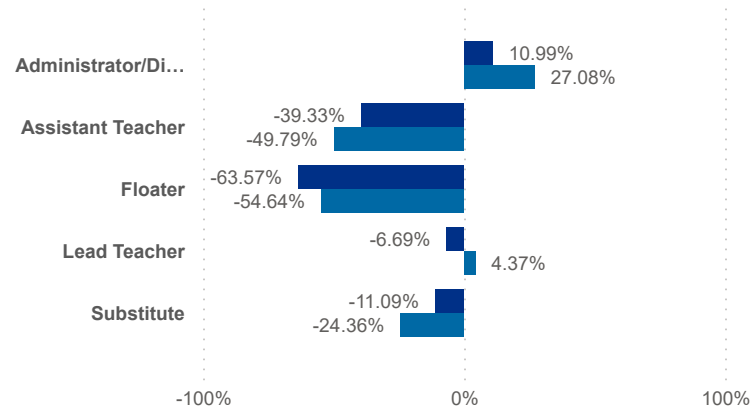
7.41

STAYER (Avg Career Duration)

9.88

Avg Career Duration by Job Title vs Mean

Worker Status: ● Leaver ● Stayer



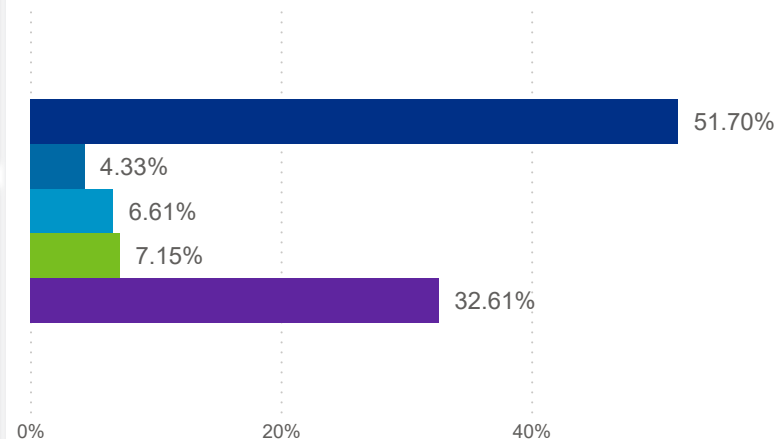
County	Job Title	Longest Serving Profile	\$ / hr	Seniority	Workload	Star Rating (mean)
Seneca	Lead Teacher	0.00	14.50	Early	7.86	3.0
Lorain	Substitute	0.00	13.45	Early	3.42	2.0
Seneca	Program Management Used in Ratio	0.00		Early	7.86	3.0
Huron	Floater	0.01	12.00	Early	8.69	2.0
Huron	Floater	0.01	15.00	Early	9.22	0.0
Sandusky	Floater	0.01	15.00	Mid	6.91	1.0
Lorain	Lead Teacher	0.01	19.50	Mid	40.67	0.0
Lorain	Other Staff Counted In Ratio	0.01	16.08	Early	5.65	3.0
Lorain	Cook	0.01	16.30	Mid	4.46	2.0
Sandusky	Extracurricular Not Used in Ratio	0.01	12.00	Early	6.70	3.0
Lorain	Assistant Teacher	0.02	15.90	Early	6.70	3.0

TOTAL STAYER

4,369

Turnover Reasons

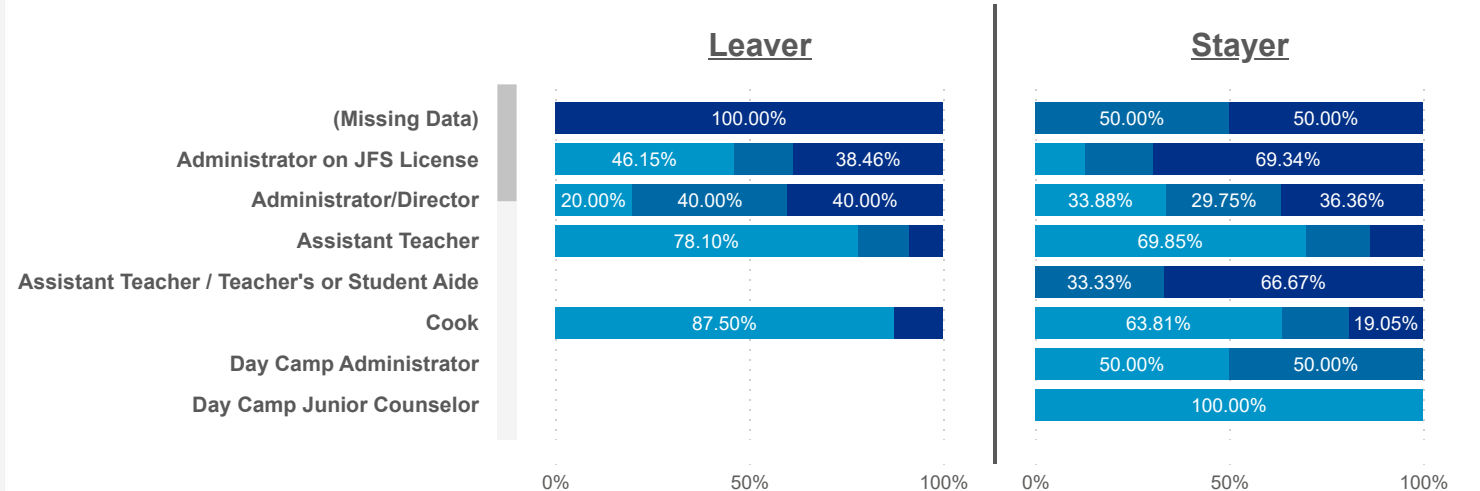
● Churn ● Internal ● Promotion ● Seasonal ● Transfer



STAYER (Promotion)

61

Seniority: ● Early ● Mid ● Senior





Date: Program Type:
 Job Title: Teacher Age Group: Education: TEACH Status:

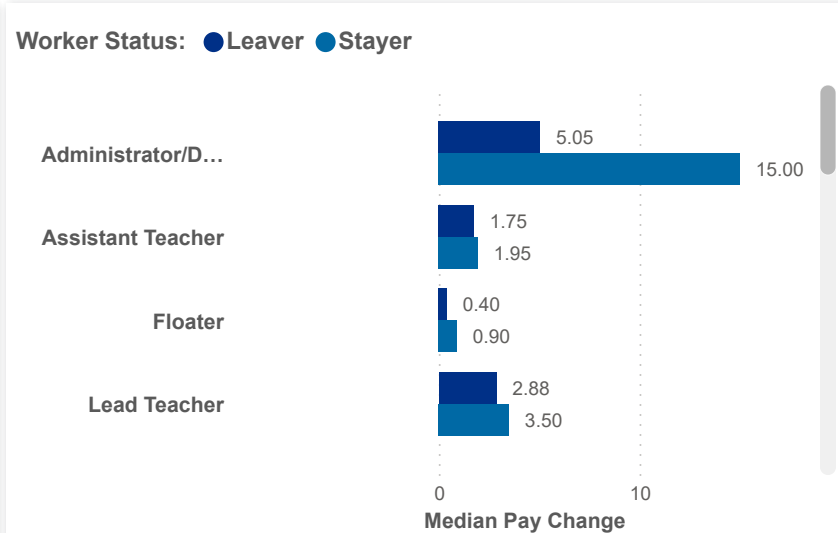
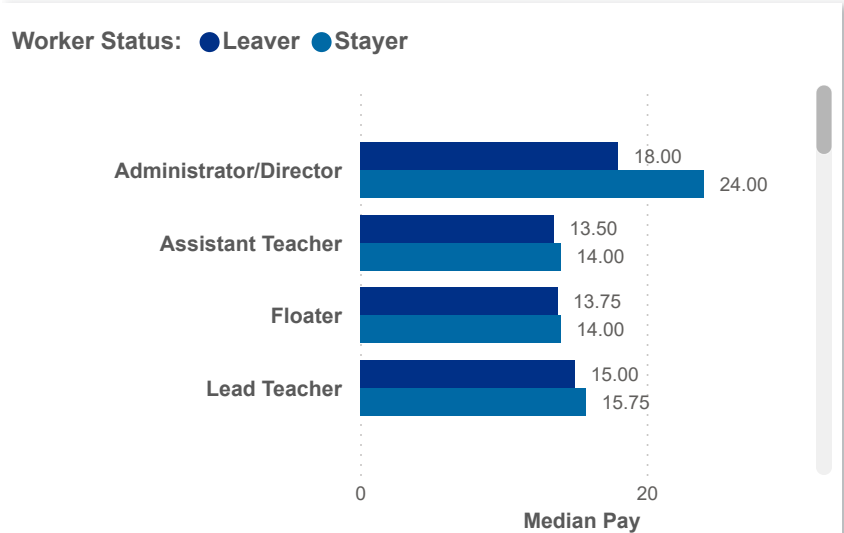
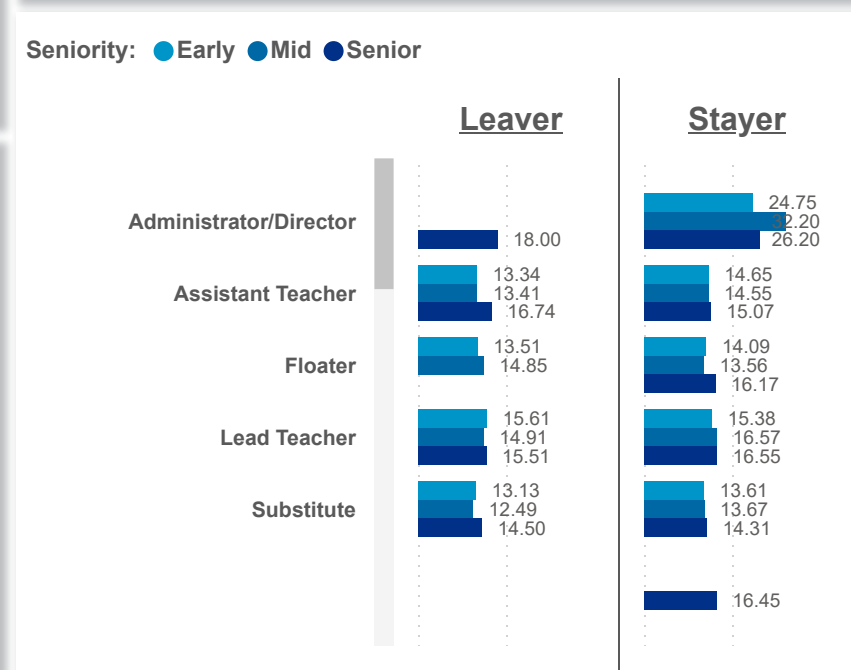
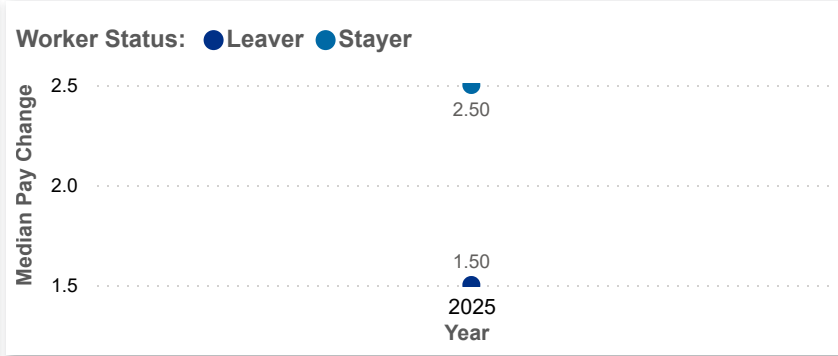
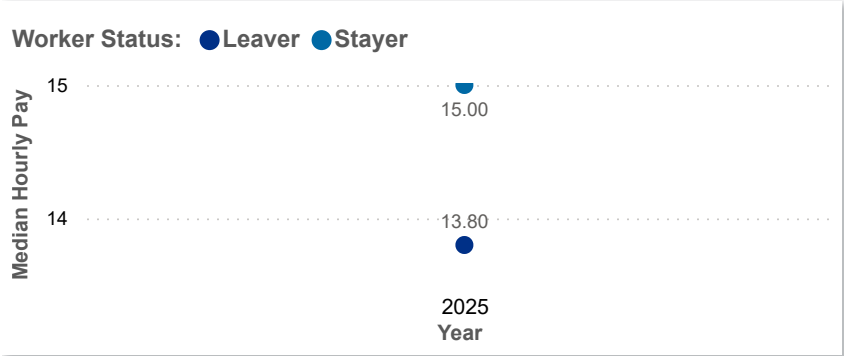
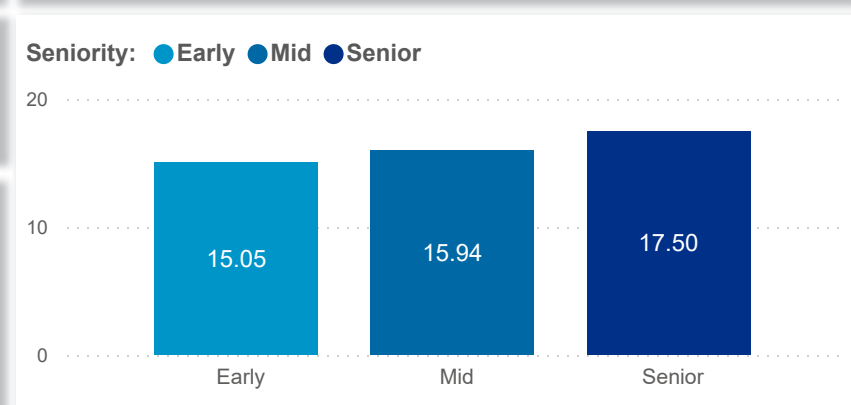
Date: Position Type:
 SUTQ Rating: Total Duration: Center Type: Publicly Funded: POWER Status:

SDA>County: Total Duration: Beale Code: Student Age Group: POWER Levels:

PAY MEDIAN (USD)

PAY PROGRESSION (USD)

PAY & CAREER SENIORITY (USD)





Date: Program Type:
 Job Title: Teacher Age Group: Education: TEACH Status:

Date: Position Type:
 SUTQ Rating: Total Duration: Center Type: Publicly Funded: POWER Status:

SDA>County: Total Duration: Beale Code: Student Age Group: POWER Levels:

PAY MEDIAN (USD)


LEAVER

13.80

STAYER

15.00

Worker Status: ● Leaver ● Stayer



PAY PROGRESSION (USD)


LEAVER

0.58

STAYER

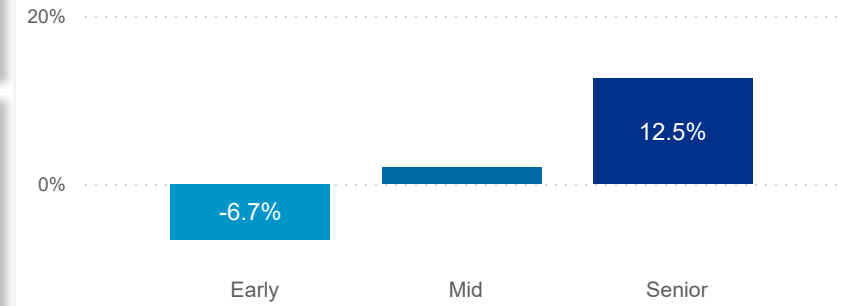
0.77

Worker Status: ● Leaver ● Stayer



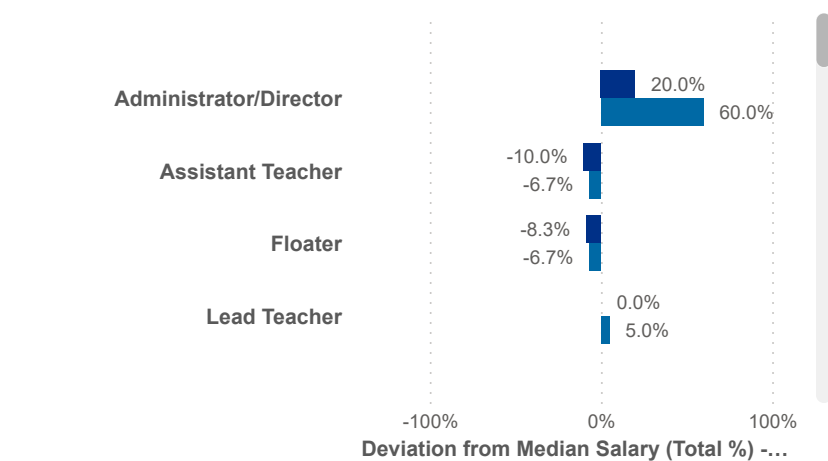
PAY & CAREER SENIORITY (USD)

Seniority: ● Early ● Mid ● Senior

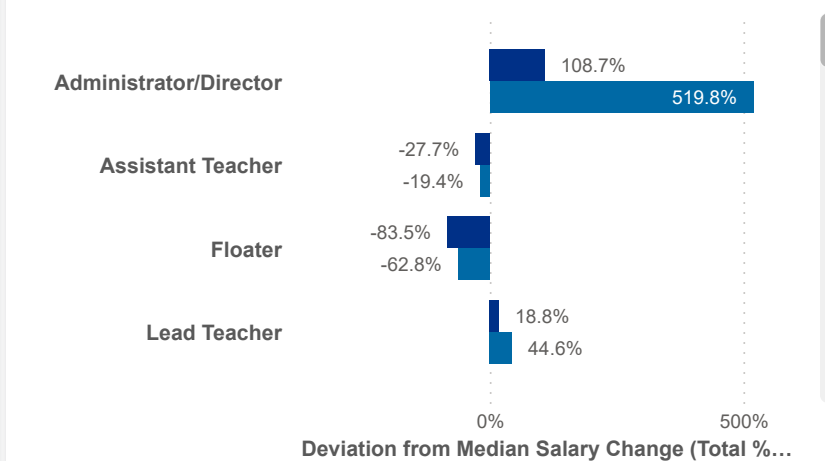


Seniority: ● Early ● Mid ● Senior

Worker Status: ● Leaver ● Stayer

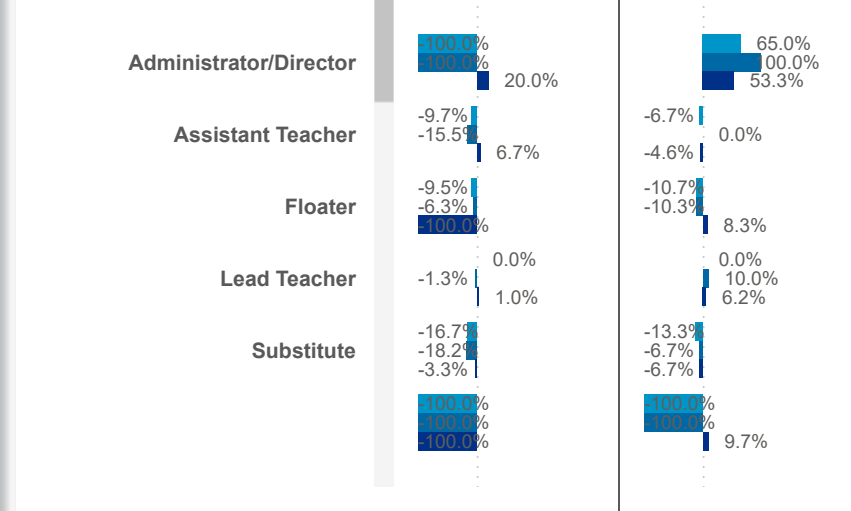


Worker Status: ● Leaver ● Stayer



Leaver

Stayer





Date: Program Type: Job Title: Teacher Age Group: Education: TEACH Status:

Position Type: SUTQ Rating: Total Duration: Center Type: Publicly Funded: POWER Status:

SDA>County: Beale Code: Student Age Group: POWER Levels:

SDA>County: SUTQ Rating: Total Duration:

Center Type: Publicly Funded: POWER Status:

Beale Code: Student Age Group: POWER Levels:

Workload Median (Total)

5.81

Workload Median (Leaver)

6.04

Workload Median (Stayer)

5.80

Star Rating Mean (Total)

1.6

Star Rating Mean (Leaver)

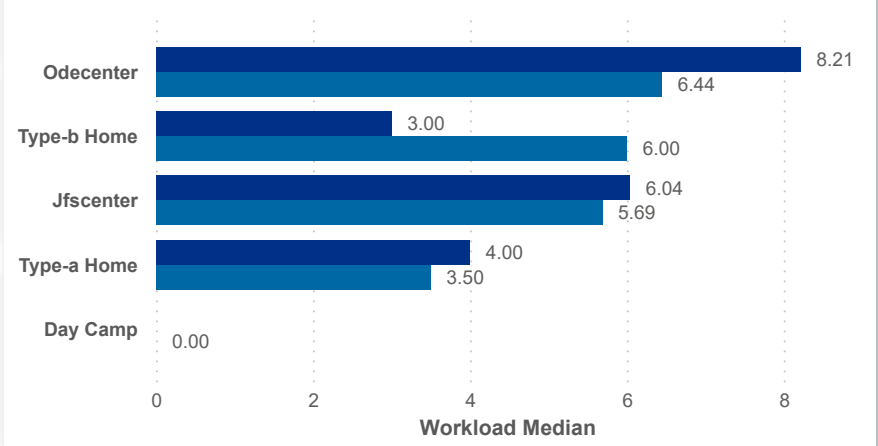
1.3

Star Rating Mean (Stayer)

1.6

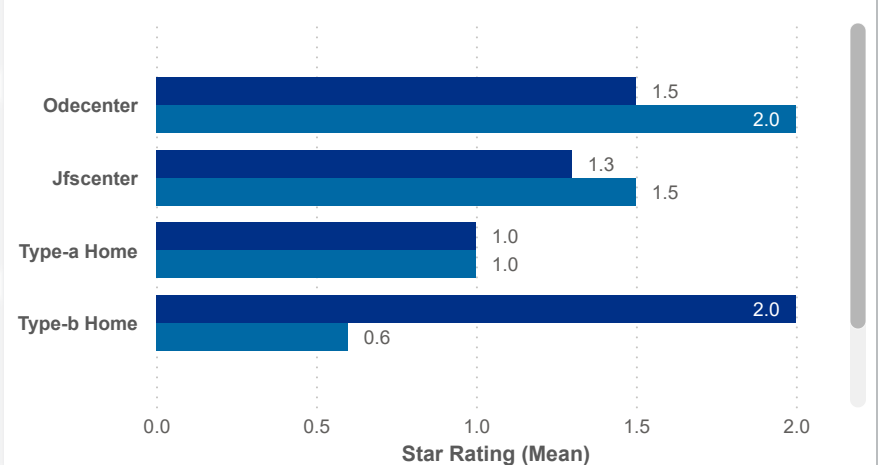
Workload Median

Worker status ● Leaver ● Stayer



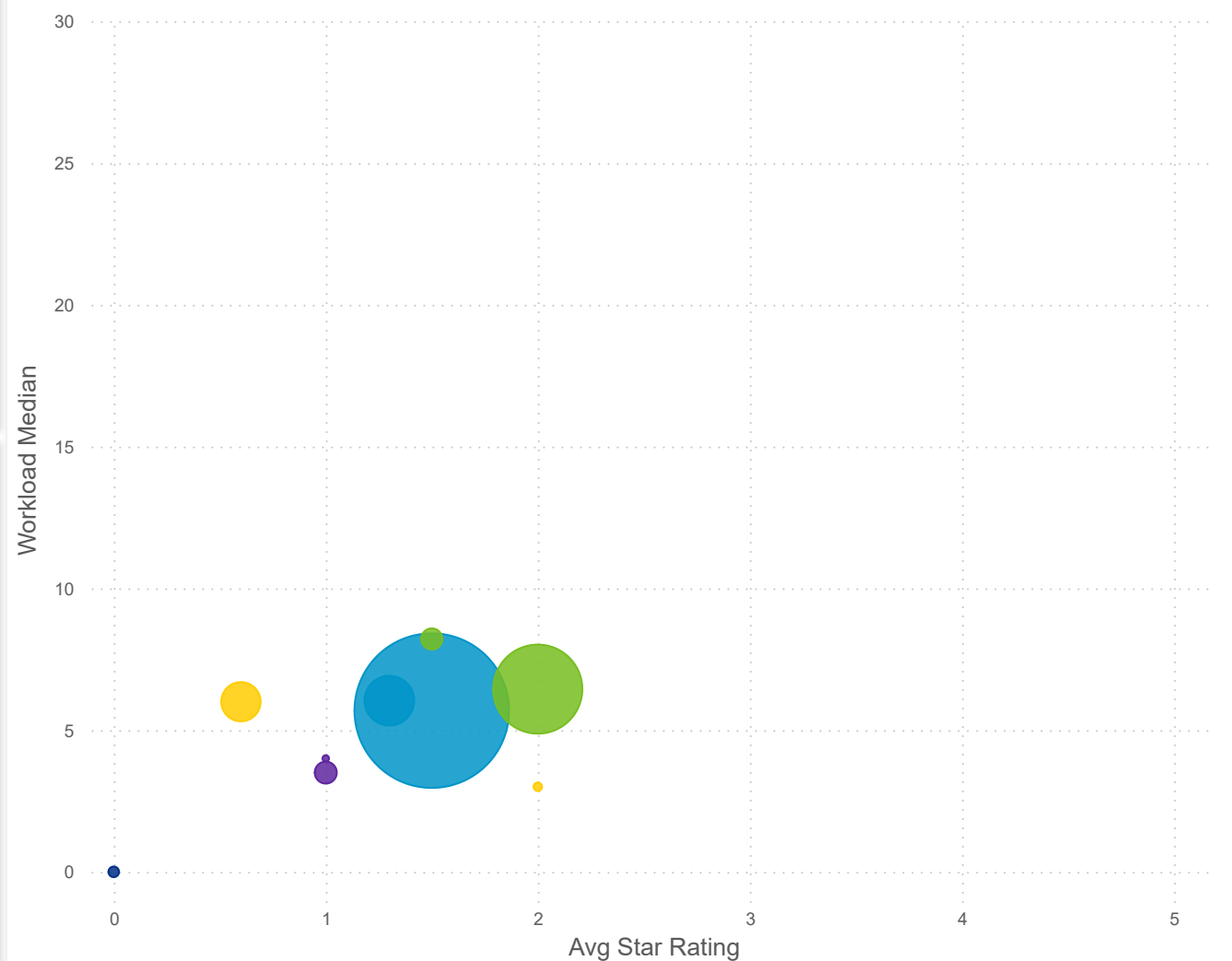
Star Rating Mean

Worker status ● Leaver ● Stayer



Star Rating Mean, Workload Median, and Number of Users by Worker Status and Center Type

Center Type: ● Day Camp ● Jfscenter ● Odecenter ● Type-a Home ● Type-b Home





Date: Program Type:
 Job Title: Teacher Age Group: Education: TEACH Status:

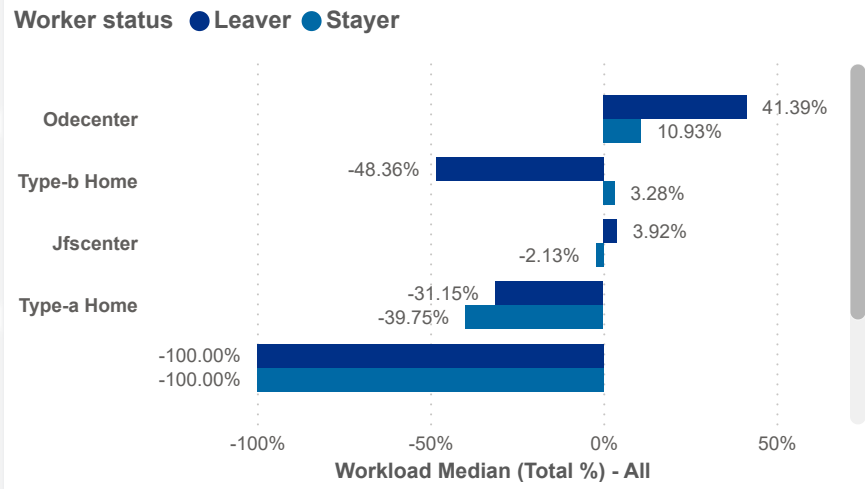
Date: Position Type:
 SUTQ Rating: Total Duration: Center Type: Publicly Funded: POWER Status:

SDA>County: Beale Code: Student Age Group: POWER Levels:

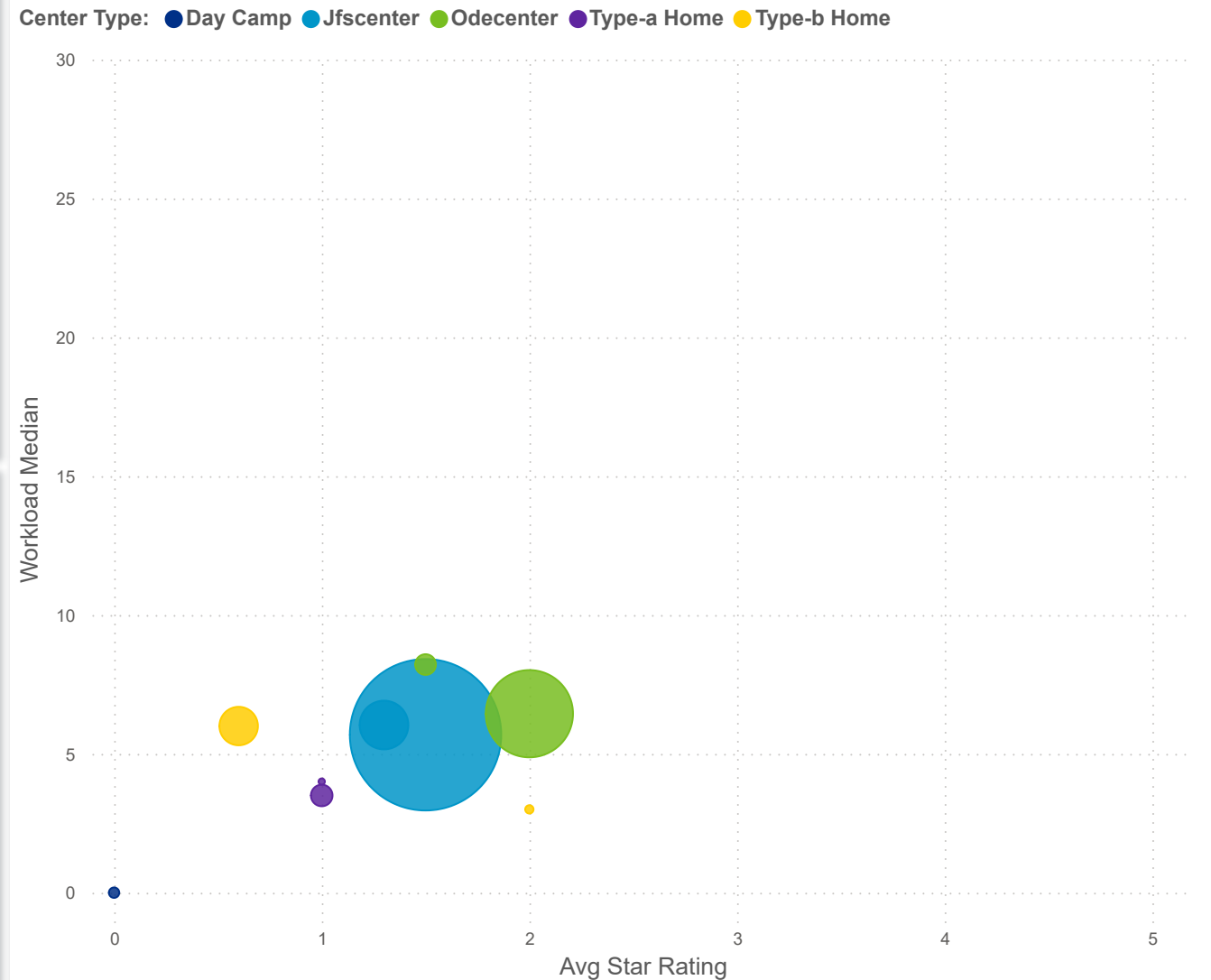
Workload Median (Total)

5.81

Workload Median (Total %)



Star Rating Mean, Workload Median, and Number of Users by Worker Status and Center Type



Workload Median (Leaver)

6.04

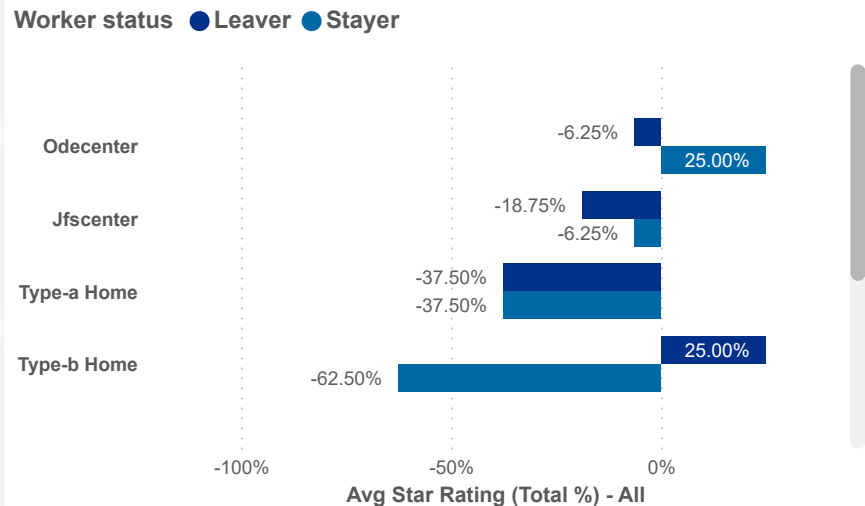
Workload Median (Stayer)

5.80

Star Rating Mean (Total)

1.6

Star Rating Mean (Total %)



Star Rating Mean (Leaver)

1.3

Star Rating Mean (Stayer)

1.6

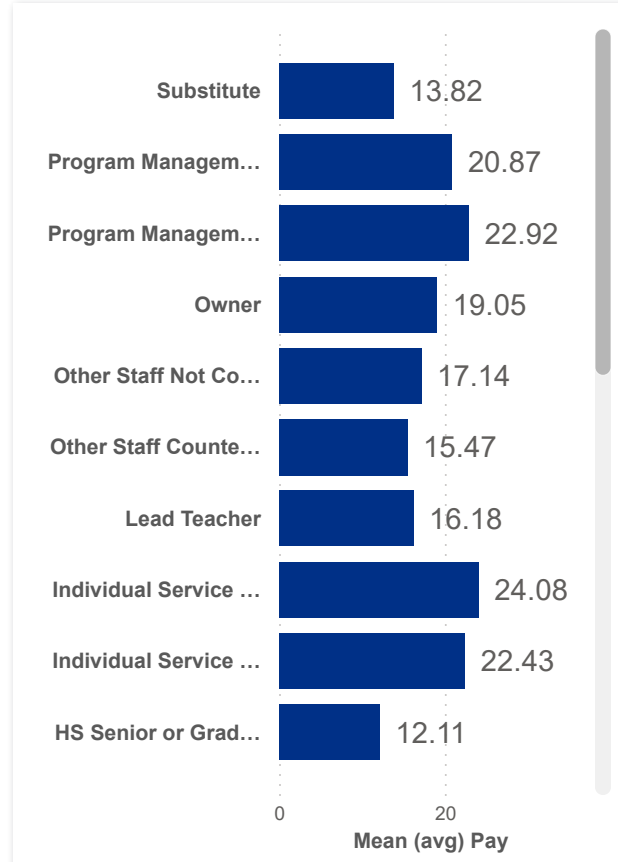
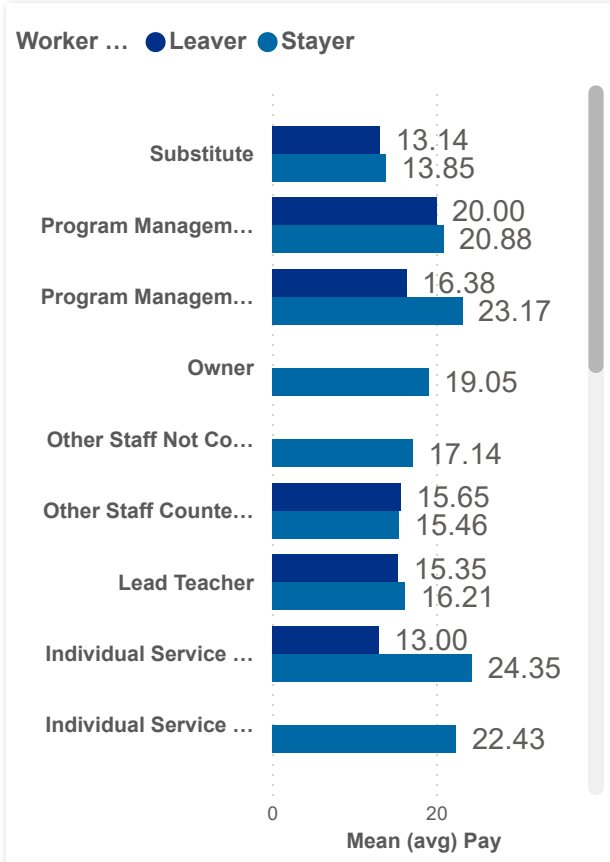
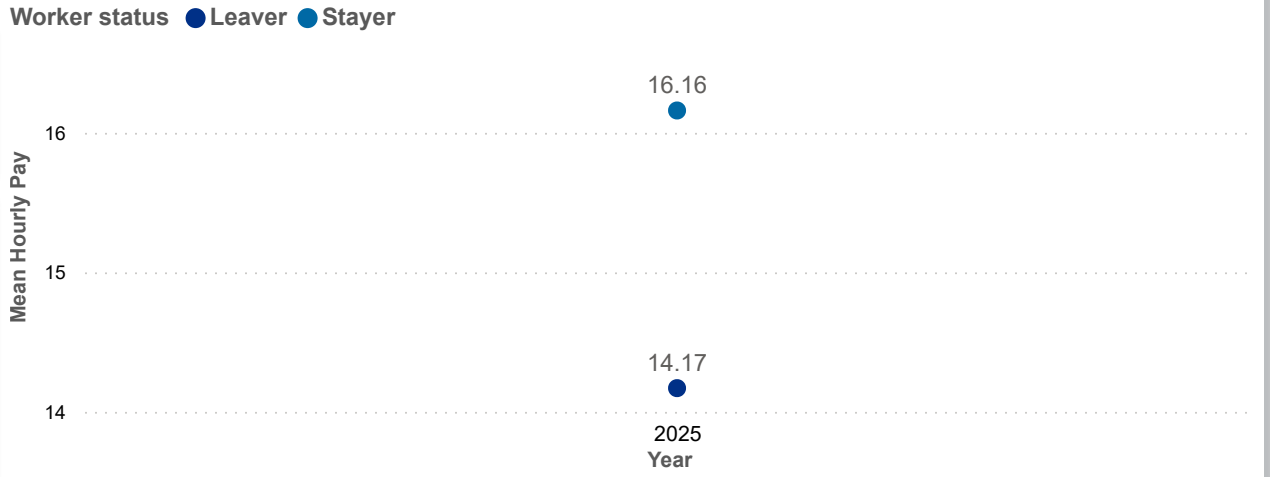


Date: 202507 Program Type: Multiple select...
 202509 Position Type: All
 Job Title: All Teacher Age Group: All
 Education: All
 Credential: All
 TEACH Status: All
 TEACH Models: All
 SDA>County: SDA 2 SUTQ Rating: All Total Duration: 0.00
 100.00 Center Type: All Publicly Funded: All
 Beale Code: All Student Age Group: All
 POWER Status: All
 POWER Levels: All

PAY MEAN (USD)

LEAVER	STAYER	COMBINED
14.17	16.16	16.09

Salary Mean by Year and Worker Status



Combined Salary Mean by Year and Worker Status

