

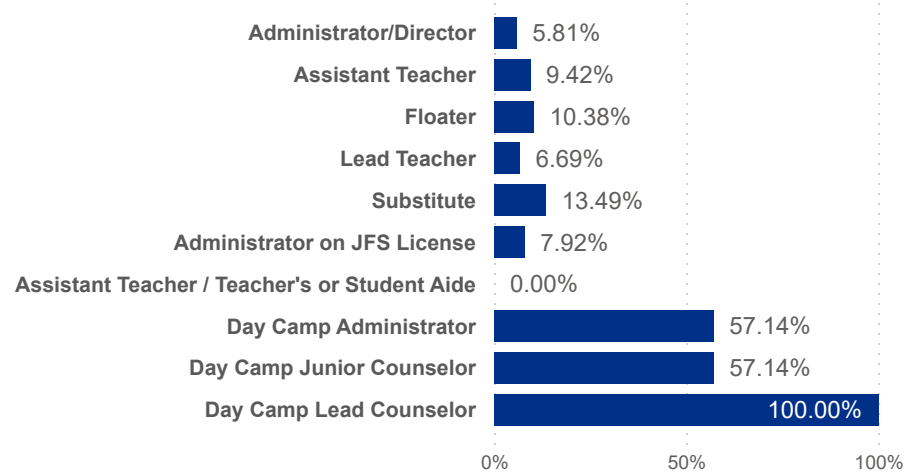


Date: 202507 | Program Type: Multiple select... | Job Title: All | Teacher Age Group: All | Education: All | TEACH Status: All

202509 | Position Type: All | SUTQ Rating: All | Total Duration: 0.00 | Center Type: All | Publicly Funded: All | POWER Status: All

SDA>County: SDA 12 | Beale Code: All | Student Age Group: All | POWER Levels: All

Avg Monthly Turnover Rates by Job Title



Avg Monthly Turnover

8.74%

Adjusted Workers

2,210

Total Leaver

294

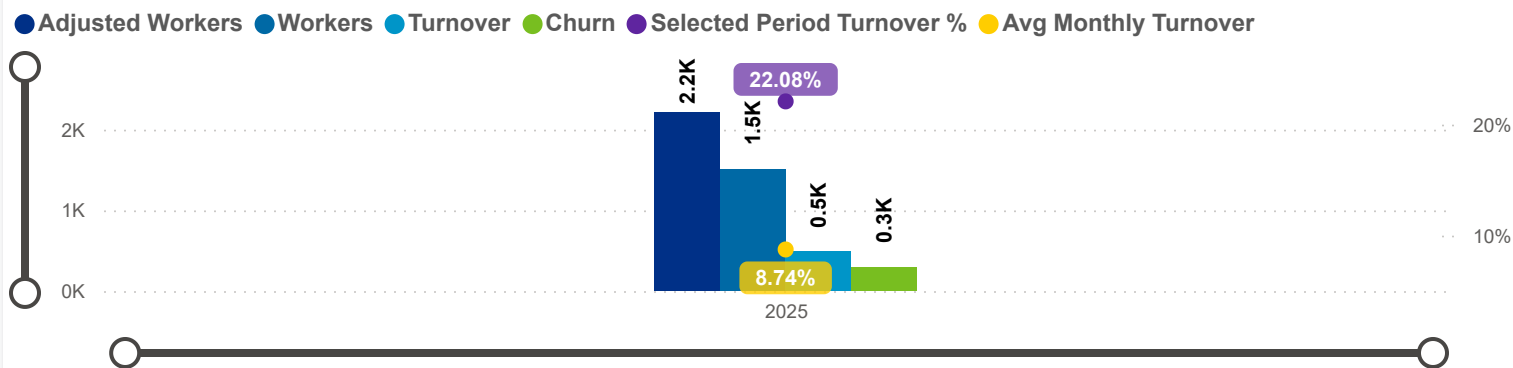
Total Stayer

1,916

Sel Period Turnover

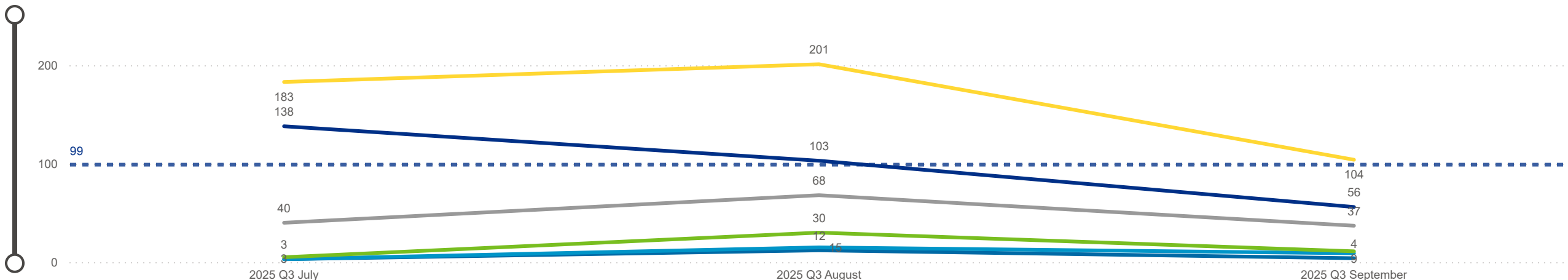
22.08%

Avg Monthly Turnover and Number of Workers



Categorization by Time Series

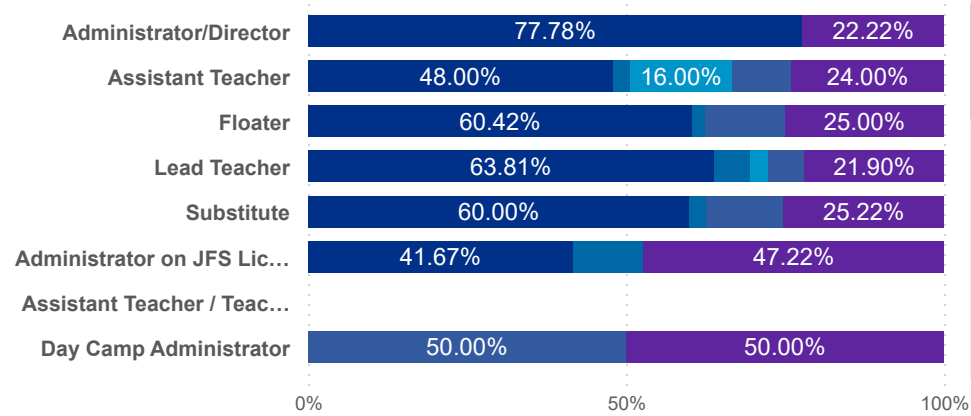
Churn Internal Promotion Seasonal Transfer Turnover



Date: 202507 | Program Type: Multiple select... | Job Title: All | Teacher Age Group: All | Education: All | TEACH Status: All
 202509 | Position Type: All | SUTQ Rating: All | Total Duration: 0.00 | Center Type: All | Publicly Funded: All | POWER Status: All
 SDA>County: SDA 12 | Beale Code: All | Student Age Group: All | POWER Levels: All

Job Change Reasons by Job Title

● Churn ● Internal ● Promotion ● Seasonal ● Transfer



Avg Monthly Churn

5.32%

Adjusted Workers

2,210

Workload Median

6.00

Pay Median USD / hr

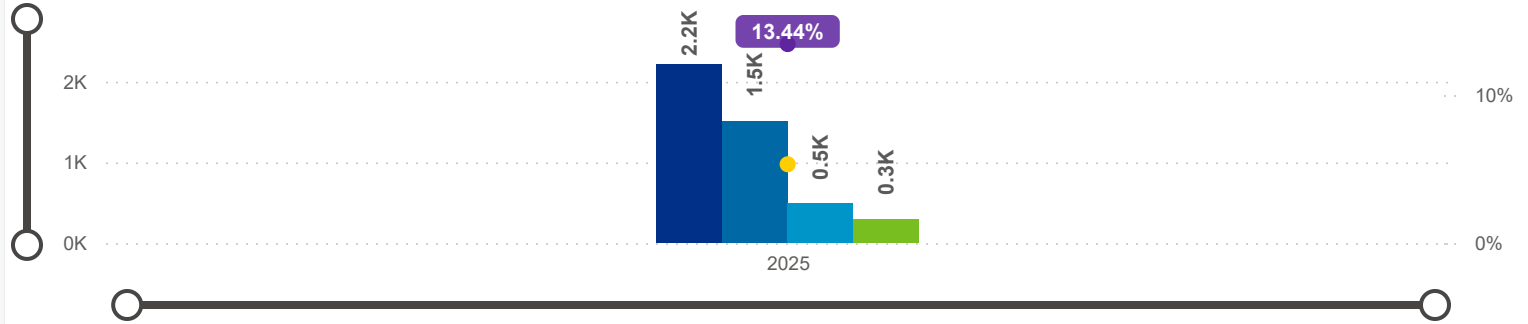
14.00

Avg ECE Duration

5.33

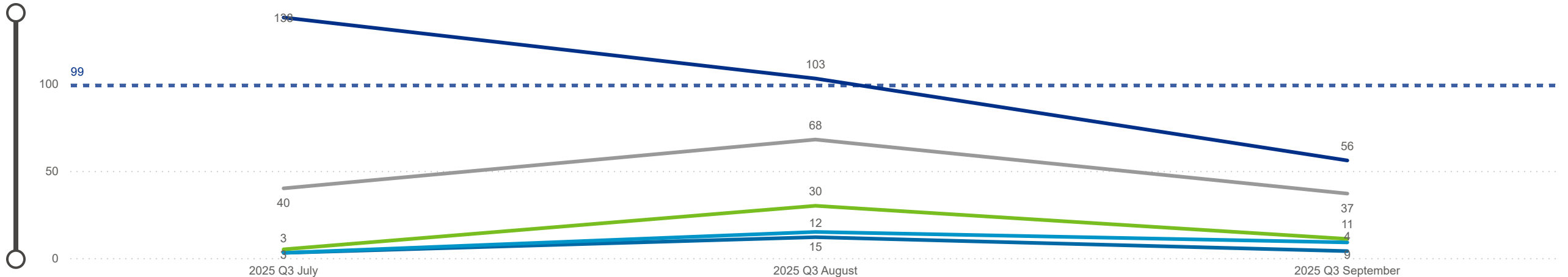
Avg Monthly Churn and Number of Workers

● Adjusted Workers ● Workers ● Turnover ● Churn ● Selected Period Churn % ● Avg Monthly Churn

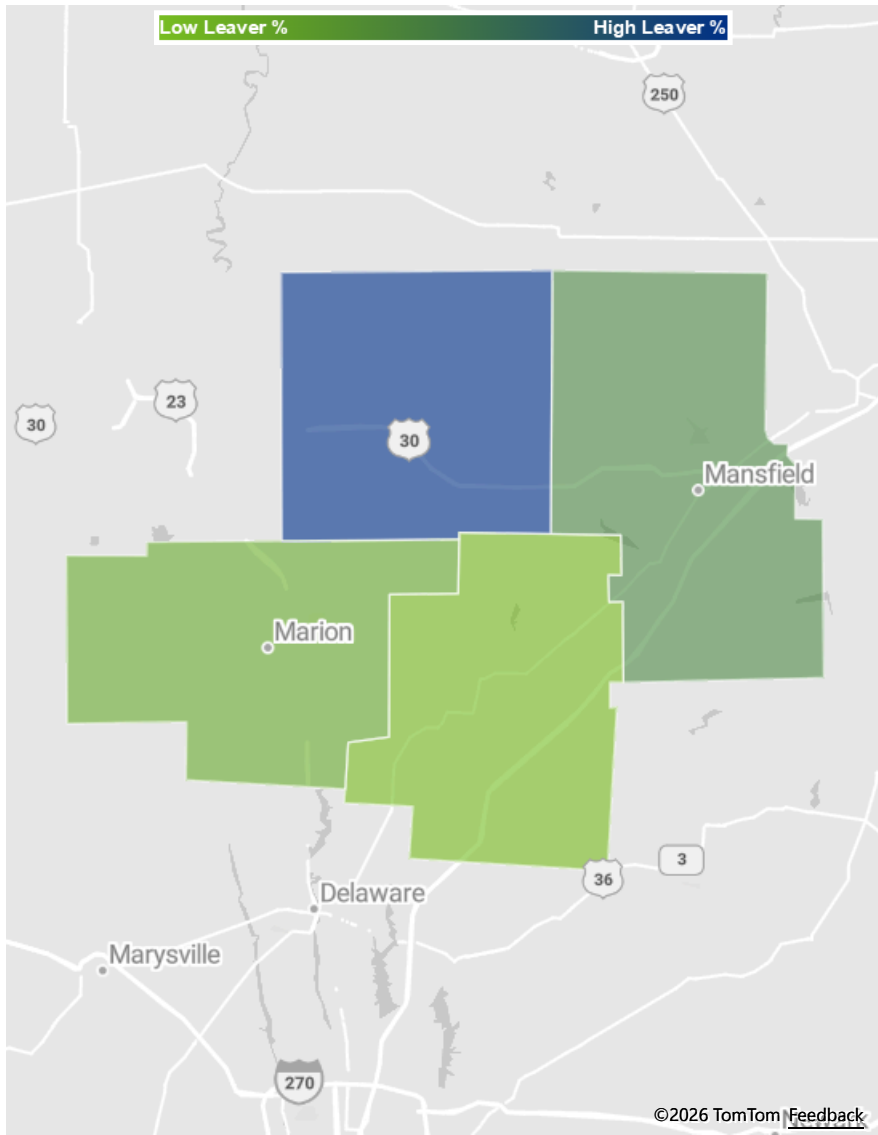


Categorization by Time Series

● Churn ● Internal ● Promotion ● Seasonal ● Transfer



Date: 202507 | Program Type: Multiple select... | Job Title: All | Teacher Age Group: All | Education: All | TEACH Status: All
 202509 | Position Type: All | SUTQ Rating: All | Total Duration: 0.00 | Center Type: All | Publicly Funded: All | POWER Status: All
 SDA>County: SDA 12 | Beale Code: All | Student Age Group: All | POWER Levels: All



ADJUSTED WORKERS

2,210

TOTAL LEAVER

294

TOTAL STAYER

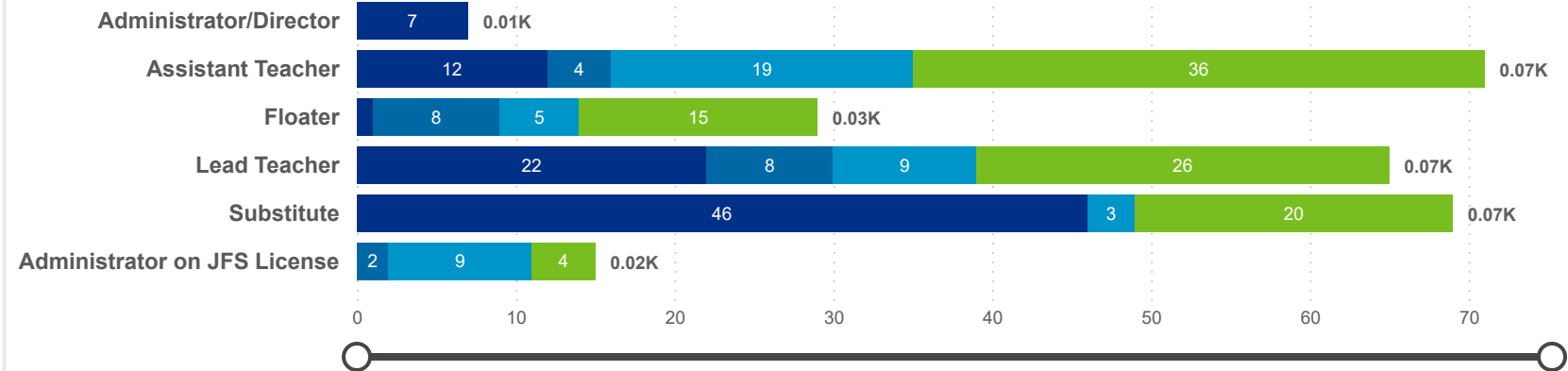
1,916

SELECTED PERIOD CHURN %

13.30%

Leaver by Job Title and Star Rating

Star Rating ● 0 ● 1 ● 2 ● 3



County	Adjusted Workers	Workers	Workers %	Total Leaver	Total Stayer	Selected Period Churn %	Stayer %	Avg Monthly Churn	Selected Period Turnover %	Avg Monthly Turnover	Workload Median	Avg Star Rating
Richland OH	1,193	787	52.22%	154	1,039	12.91%	87.09%	5.18%	23.64%	9.30%	5.91	2.14
Marion OH	501	333	22.10%	40	461	7.98%	92.02%	3.12%	16.97%	6.62%	6.00	1.89
Crawford OH	344	272	18.05%	90	254	26.16%	73.84%	11.41%	30.81%	13.43%	8.35	1.38
Morrow OH	172	147	9.75%	10	162	5.81%	94.19%	2.10%	8.72%	3.14%	6.22	0.97
Total	2,210	1,507	100.00%	294	1,916	13.30%	86.70%	5.32%	22.08%	8.74%	6.00	1.88



Date:	202507	Program Type:	Multiple select... ▾	Job Title:	All ▾	Teacher Age Group:	All ▾	Education:	All ▾	TEACH Status:	All ▾
	202509	Position Type:	All ▾					Credential:	All ▾	TEACH Models:	All ▾
SDA>County:	SDA 12 ▾	SUTQ Rating:	All ▾	Total Duration:	0.00	Center Type:	All ▾	Publicly Funded:	All ▾	POWER Status:	All ▾
					100.00	Beale Code:	All ▾	Student Age Group:	All ▾	POWER Levels:	All ▾

NUMBER OF WORKERS		AVG ECE DURATION (In Years)		HOURLY WAGE BANDS (USD)	
TOTAL LEAVER	TOTAL STAYER	LEAVER	STAYER	LEAVER (Hourly Wage MED)	STAYER (Hourly Wage MED)
294	1,916				
.		.		.	
.		.		.	



Date: Program Type:
 Job Title: Teacher Age Group: Education: TEACH Status:

Date: Position Type:
 SUTQ Rating: Total Duration: Center Type: Publicly Funded: POWER Status:

SDA>County: Beale Code: Student Age Group: POWER Levels:

NUMBER OF WORKERS

AVG ECE DURATION (In Years)

HOURLY WAGE BANDS (USD)

LEAVER

STAYER

13.30%

86.70%

4.08

5.54

LEAVER (Hourly Wage MED)

STAYER (Hourly Wage MED)

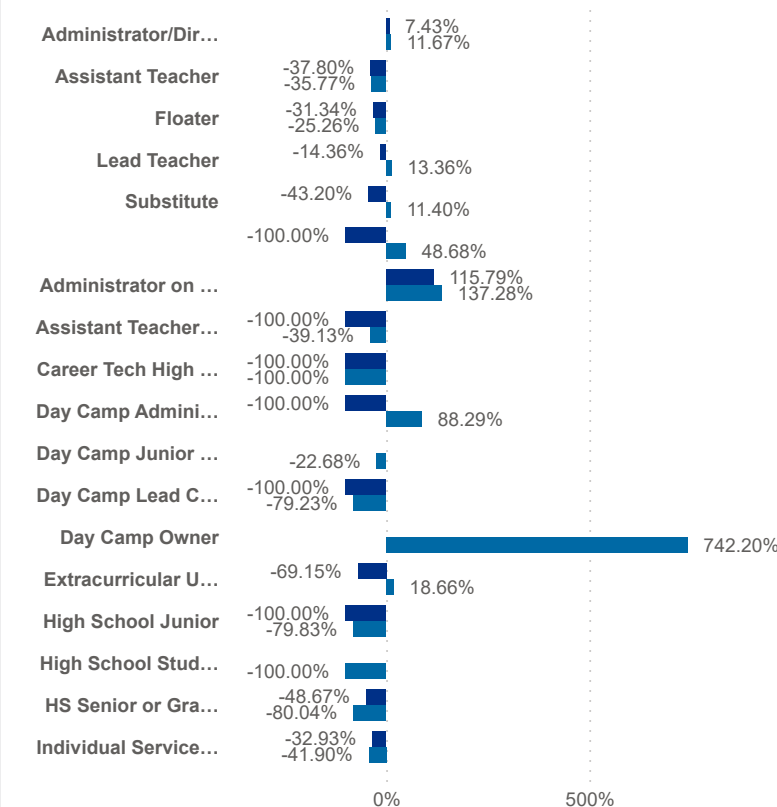
13.50

14.25

● Leaver % ● Stayer %



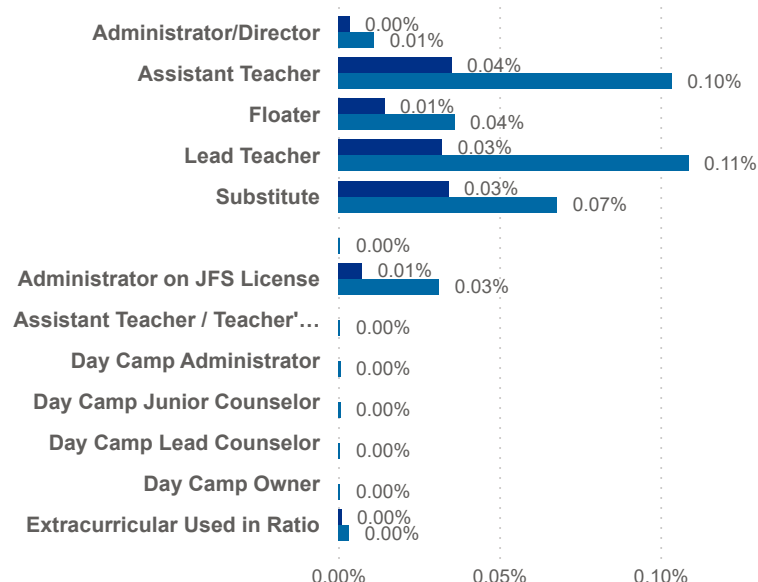
Worker Status: ● Leaver ● Stayer



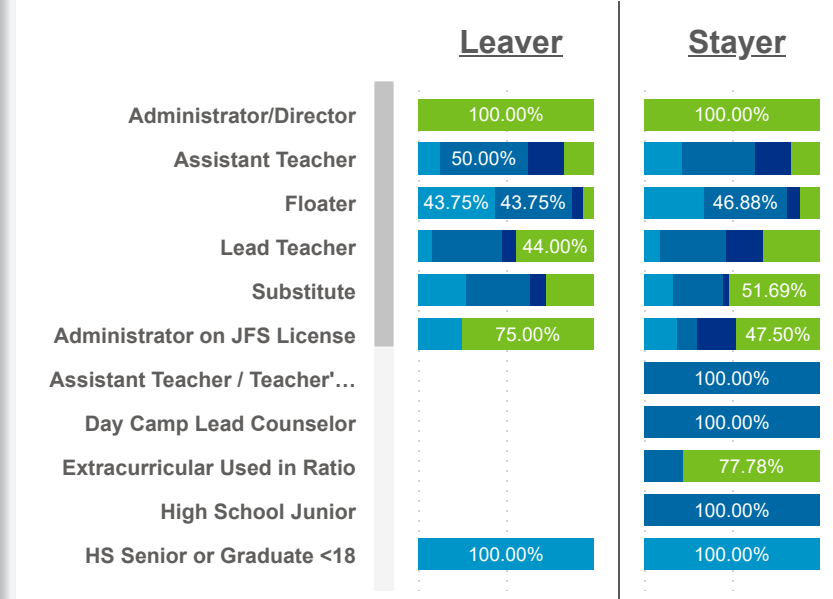
Wage Bands: ● < 10 ● 10 < .. < 11.6 ● 11.6 < .. < 14 ● > 14



Worker Status: ● Leaver ● Stayer



Wage Bands: ● < 10 ● 10 < .. < 11.6 ● 11.6 < .. < 14 ● > 14





Date: Program Type:
 Job Title: Teacher Age Group: Education: TEACH Status:

Date: Position Type:
 SUTQ Rating: Total Duration: Center Type: Publicly Funded: POWER Status:

SDA>County: Beale Code: Student Age Group: POWER Levels:

LEAVER (Avg Career Duration)

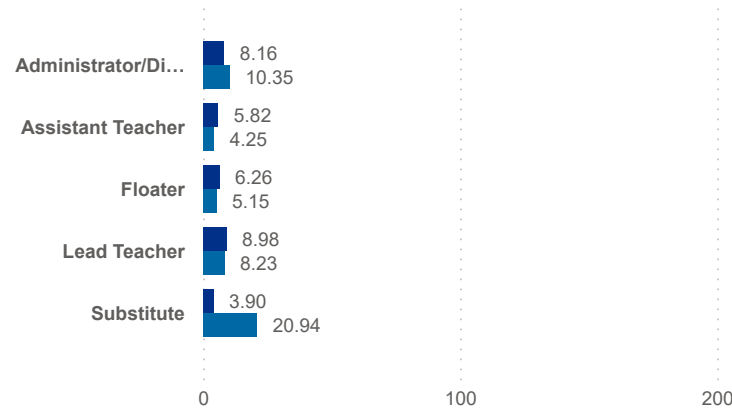
8.36

STAYER (Avg Career Duration)

10.35

Avg Career Duration by Job Title

Worker Status: ● Leaver ● Stayer



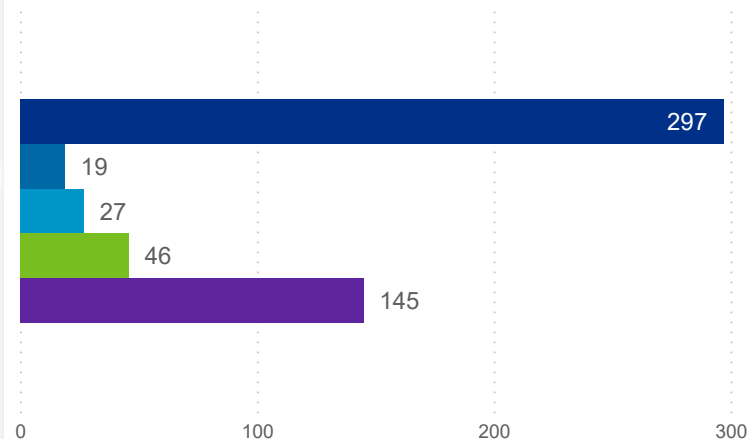
County	Job Title	Longest Serving Profile	\$ / hr	Seniority	Workload	Star Rating (Mea
Crawford	Administrator/Director	2.41		Early	8.66	1
Marion	Administrator/Director	1.64		Early	7.31	1
Morrow	Administrator/Director	2.59		Early	5.14	C
Richland	Administrator/Director	2.02		Early	7.62	1
Marion	Administrator/Director	1.87	25.00	Early	7.83	C
Crawford	Administrator/Director	4.83	27.00	Early	8.92	C
Crawford	Administrator/Director	6.00		Mid	9.22	C
Marion	Administrator/Director	4.76		Mid	6.75	3
Morrow	Administrator/Director	2.05		Mid	9.81	1
Richland	Administrator/Director	5.01		Mid	3.60	3
Crawford	Administrator/Director	0.91		Senior	8.91	3

TOTAL STAYER

1,916

Turnover Reasons

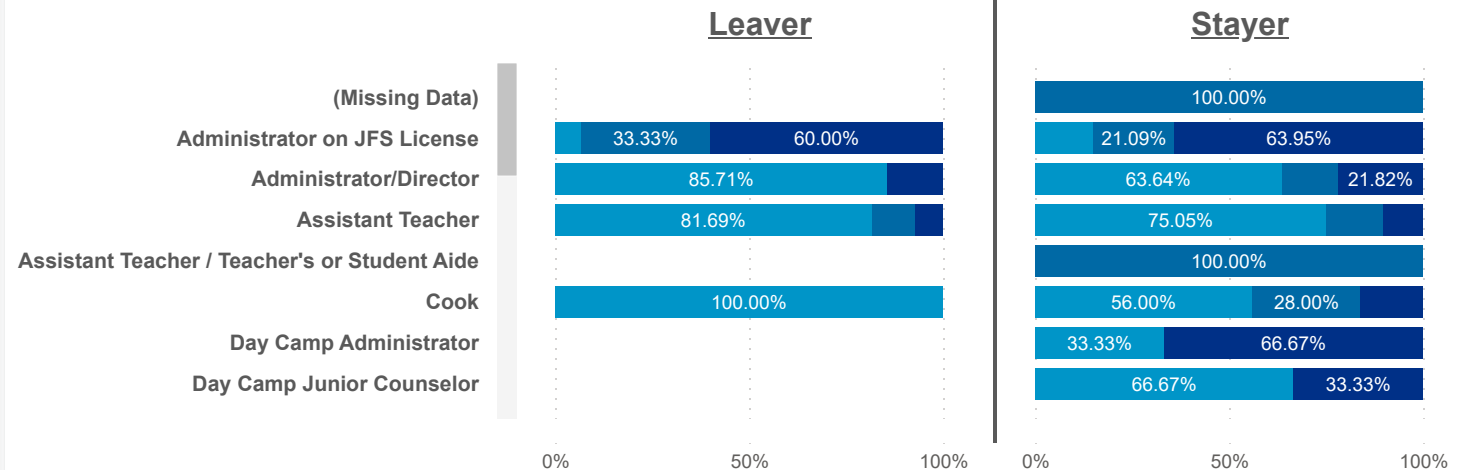
● Churn ● Internal ● Promotion ● Seasonal ● Transfer



STAYER (Promotion)

27

Seniority: ● Early ● Mid ● Senior





Date: Program Type:
 Job Title: Teacher Age Group: Education: TEACH Status:

Date: Position Type:
 SUTQ Rating: Total Duration: Center Type: Publicly Funded: POWER Status:

SDA>County: Beale Code: Student Age Group: POWER Levels:

LEAVER (Avg Career Duration)

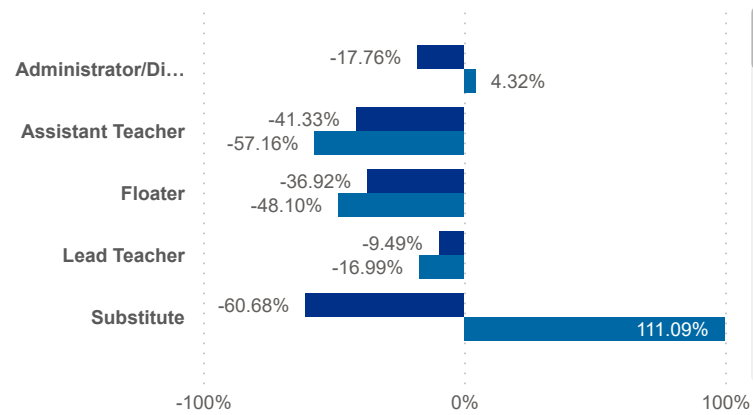
8.36

STAYER (Avg Career Duration)

10.35

Avg Career Duration by Job Title vs Mean

Worker Status: ● Leaver ● Stayer



County	Job Title	Longest Serving Profile	\$ / hr	Seniority	Workload	Star Rating (mean)
Richland	Lead Teacher	0.00	11.50	Mid	6.47	1.0
Marion	Program Management Used in Ratio	0.01	15.00	Mid	10.06	2.0
Richland	Lead Teacher	0.02	15.12	Early	7.56	3.0
Marion	Substitute	0.02	13.00	Early	5.67	1.0
Richland	Administrator on JFS License	0.02	19.00	Mid	5.60	2.0
Marion	Assistant Teacher	0.03	10.95	Early	4.20	2.0
Marion	Assistant Teacher	0.03	14.50	Early	4.20	2.0
Marion	Assistant Teacher	0.03	16.00	Early	4.20	2.0
Marion	Individual Service Provider Not Used in Ratio	0.03		Senior	75.00	0.0
Crawford	Other Staff Counted In Ratio	0.03	30.00	Early	11.63	3.0
Morrow	Assistant Teacher	0.04	14.46	Early	6.29	0.0

TOTAL STAYER

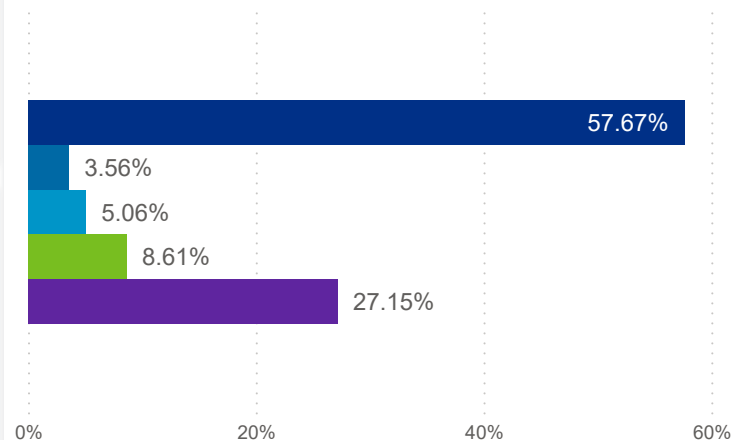
1,916

STAYER (Promotion)

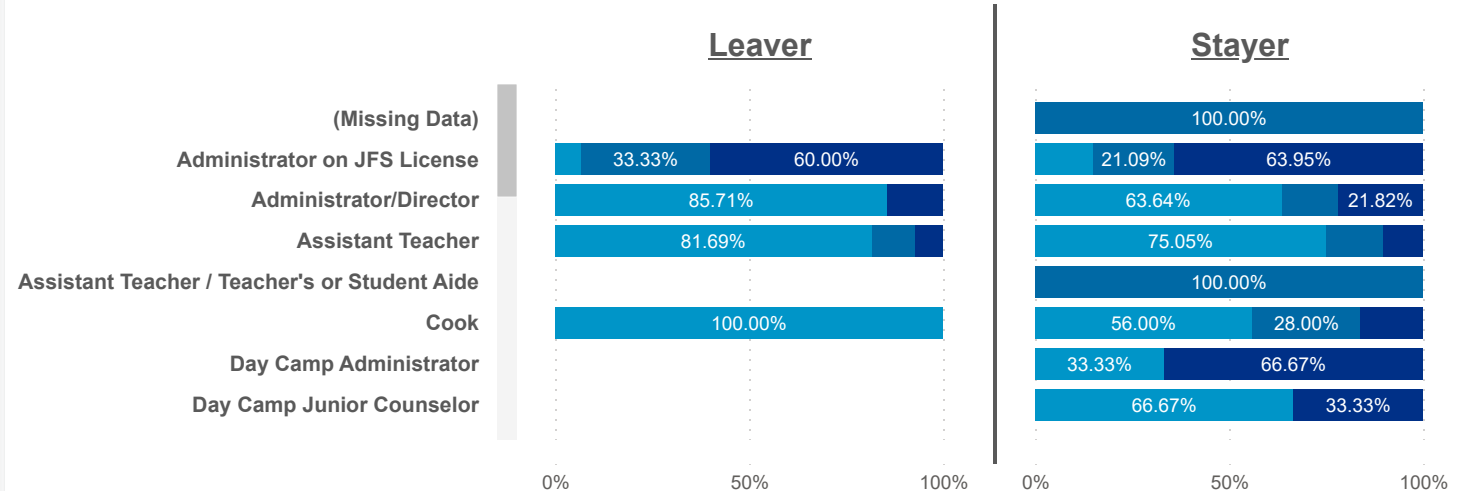
27

Turnover Reasons

● Churn ● Internal ● Promotion ● Seasonal ● Transfer



Seniority: ● Early ● Mid ● Senior





Date: Program Type:
 Job Title: Teacher Age Group: Education: TEACH Status:

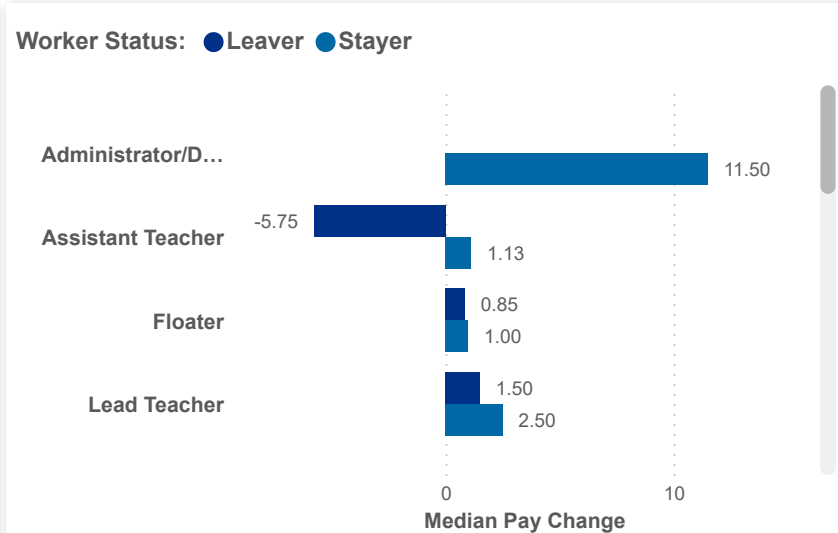
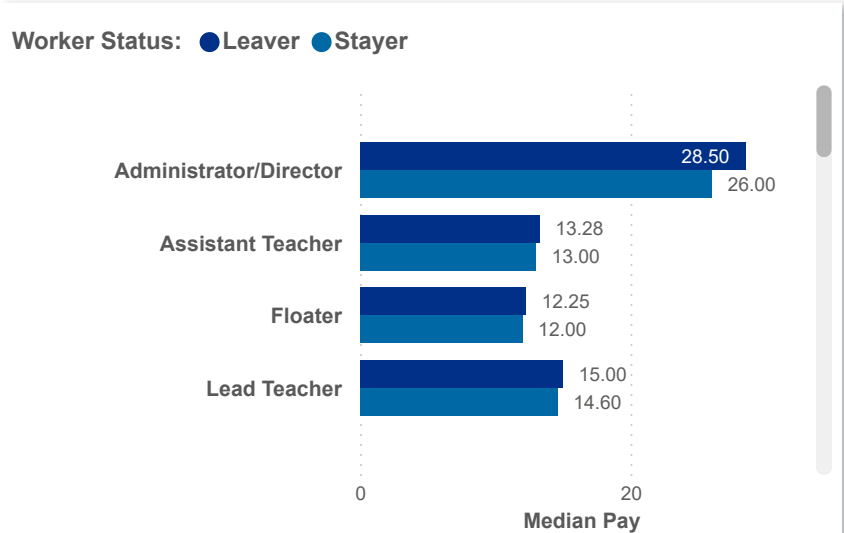
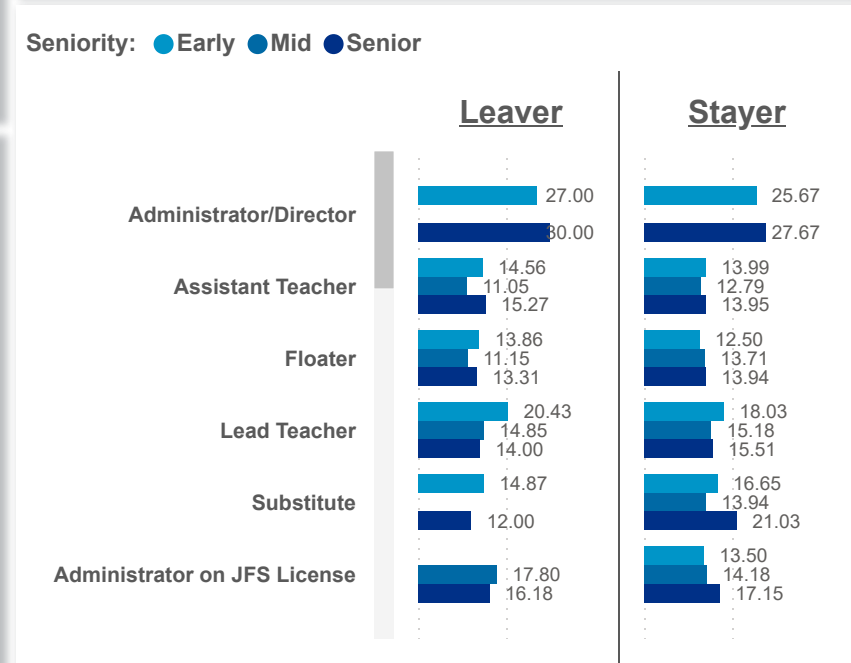
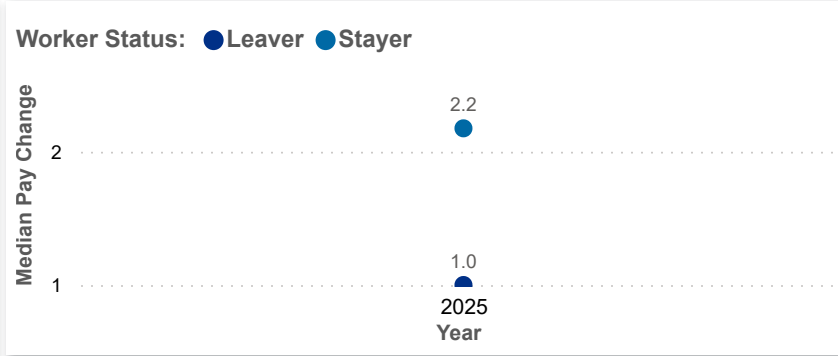
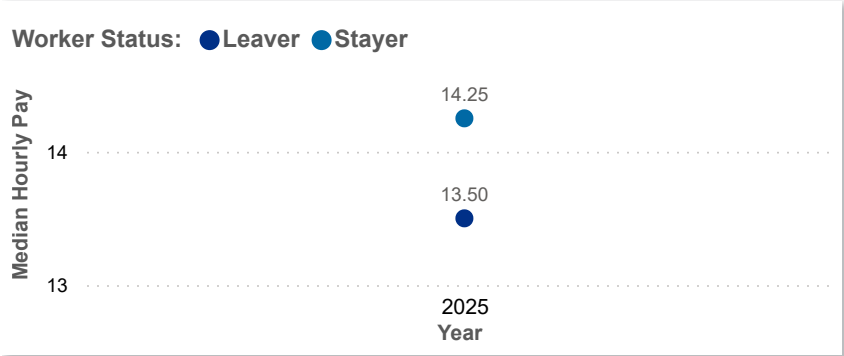
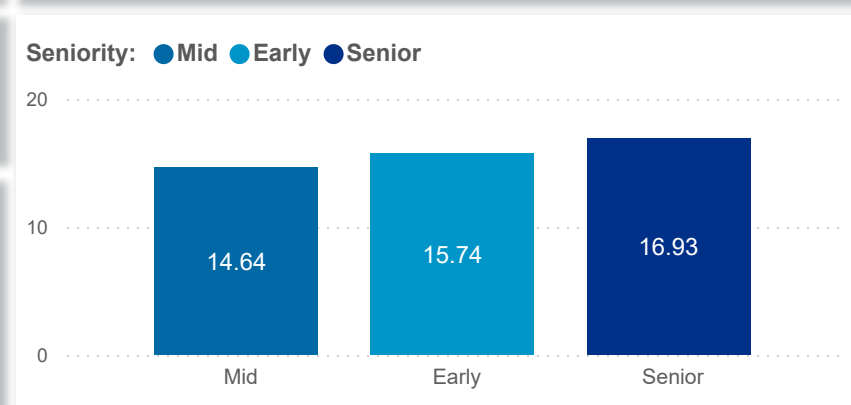
Date: Position Type:
 SUTQ Rating: Total Duration: Center Type: Publicly Funded: POWER Status:

SDA>County: Beale Code: Student Age Group: POWER Levels:

PAY MEDIAN (USD)

PAY PROGRESSION (USD)

PAY & CAREER SENIORITY (USD)





Date: Program Type:
 Job Title: Teacher Age Group: Education: TEACH Status:

Date: Position Type:
 SUTQ Rating: Total Duration: Center Type: Publicly Funded: POWER Status:

SDA>County: Total Duration: Beale Code: Student Age Group: POWER Levels:

PAY MEDIAN (USD)

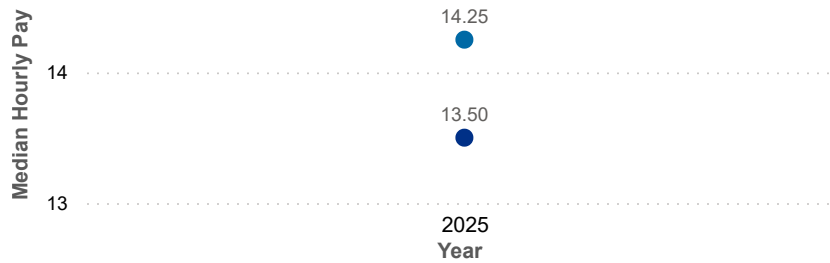
LEAVER

13.50

STAYER

14.25

Worker Status: ● Leaver ● Stayer



PAY PROGRESSION (USD)

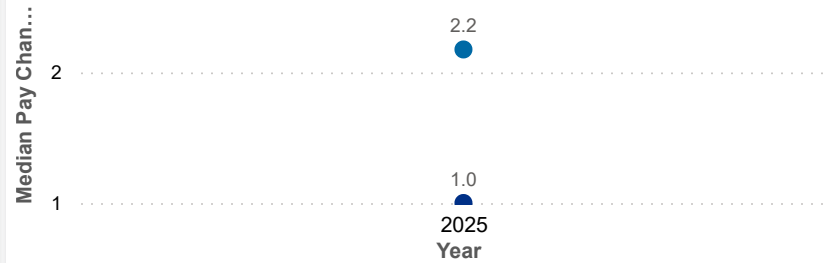
LEAVER

0.06

STAYER

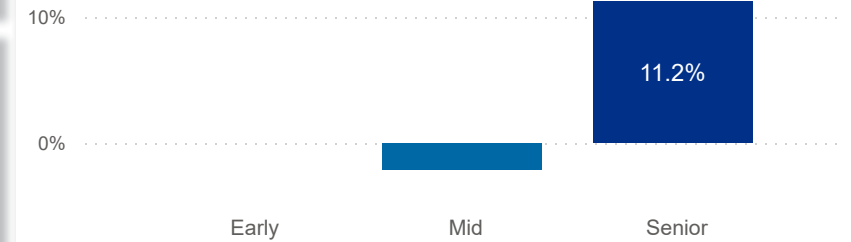
0.60

Worker Status: ● Leaver ● Stayer



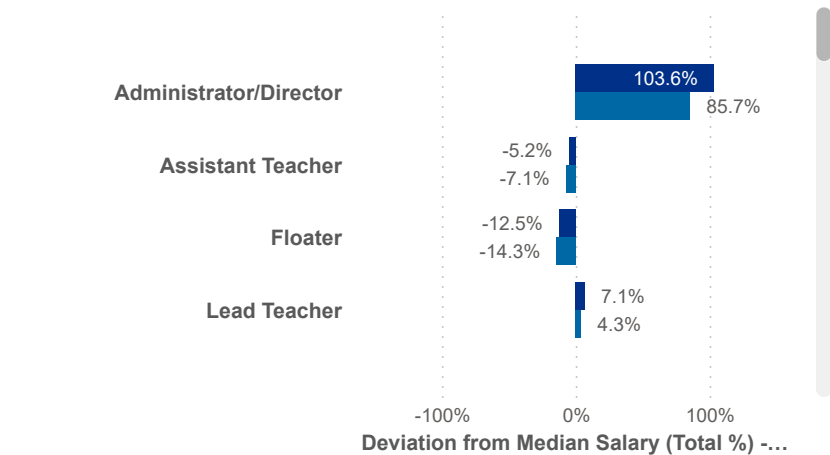
PAY & CAREER SENIORITY (USD)

Seniority: ● Early ● Mid ● Senior

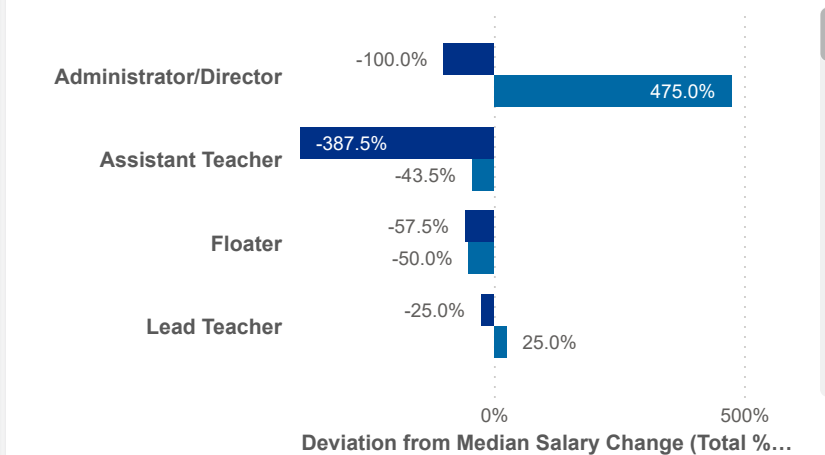


Seniority: ● Early ● Mid ● Senior

Worker Status: ● Leaver ● Stayer

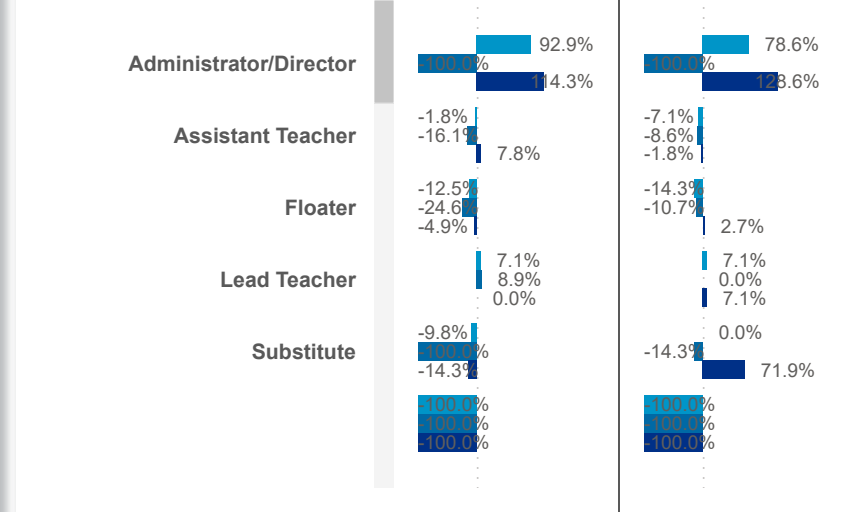


Worker Status: ● Leaver ● Stayer



Leaver

Stayer





Date: 202507 | Program Type: Multiple select... | Job Title: All | Teacher Age Group: All | Education: All | TEACH Status: All

202509 | Position Type: All | SUTQ Rating: All | Total Duration: 0.00 | Center Type: All | Publicly Funded: All | POWER Status: All

SDA>County: SDA 12 | Beale Code: All | Student Age Group: All | POWER Levels: All

Total Duration: 100.00

Workload Median (Total)

6.00

Workload Median (Leaver)

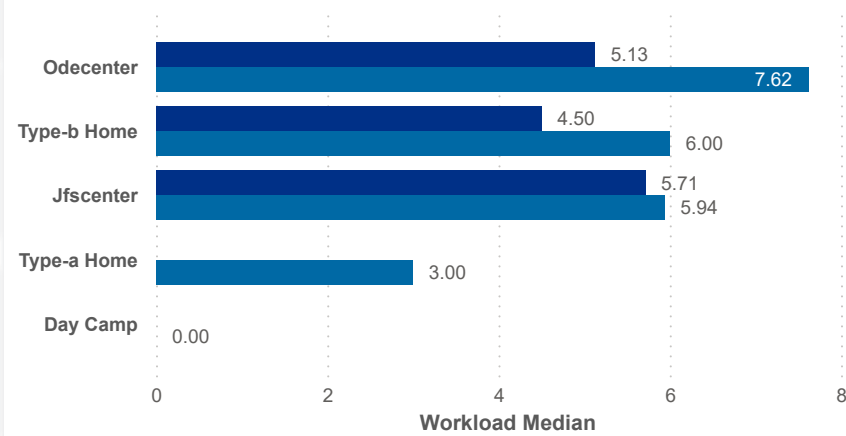
5.56

Workload Median (Stayer)

6.00

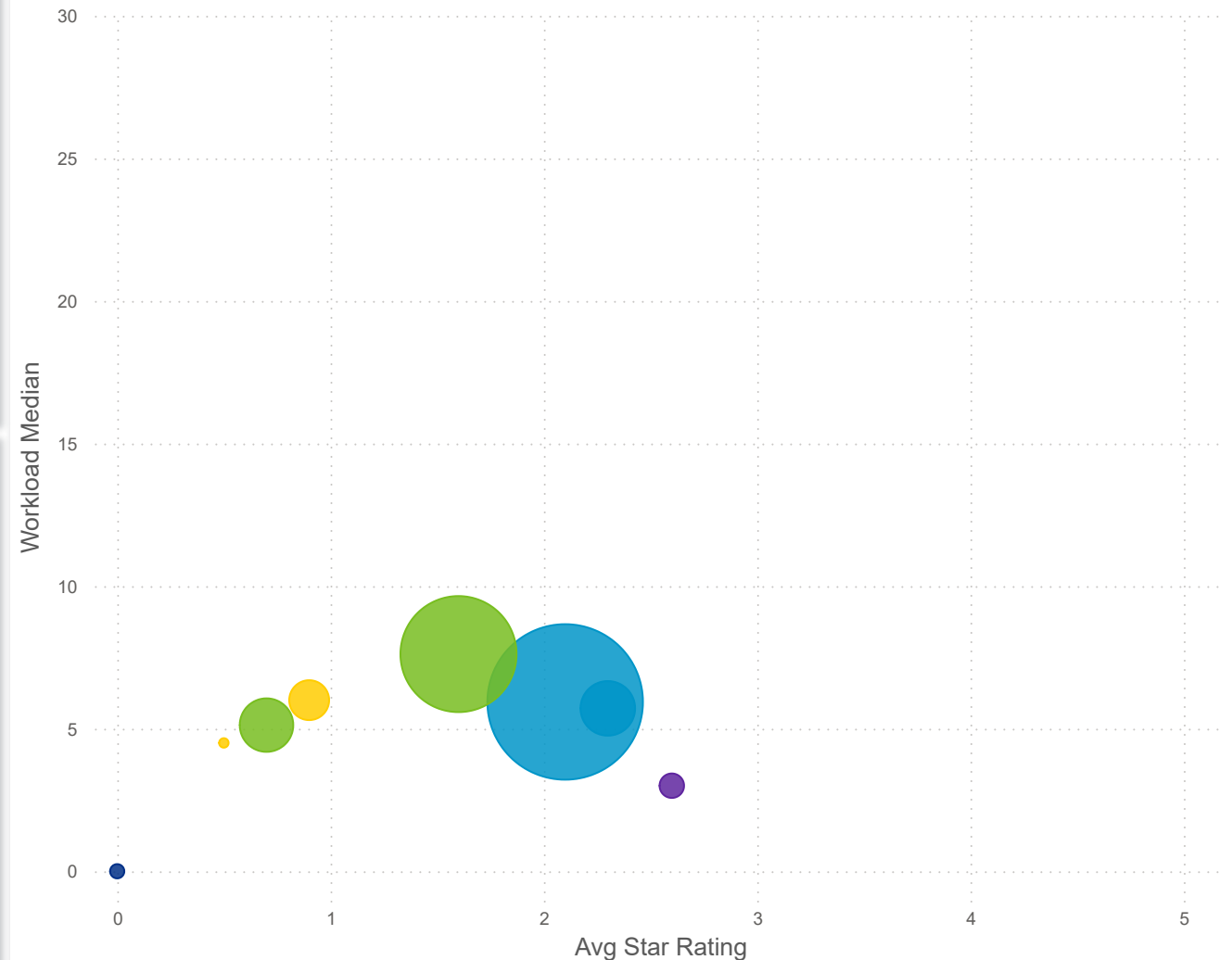
Workload Median

Worker status ● Leaver ● Stayer



Star Rating Mean, Workload Median, and Number of Users by Worker Status and Center Type

Center Type: ● Day Camp ● Jfscenter ● Odecenter ● Type-a Home ● Type-b Home

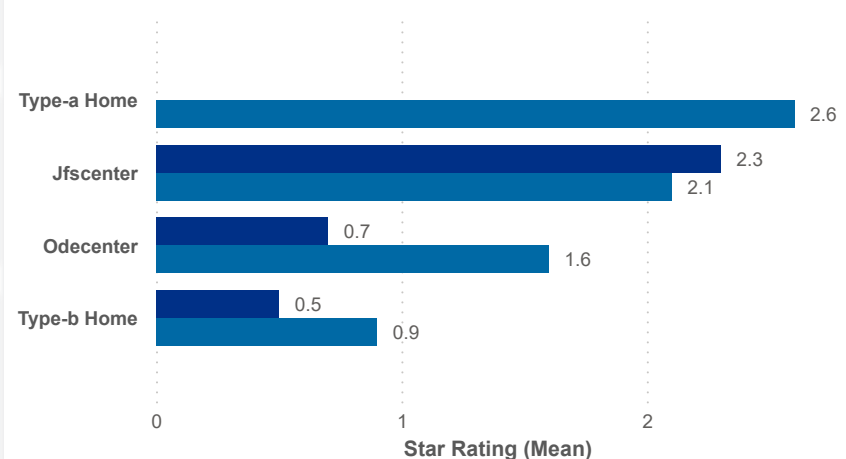


Star Rating Mean (Total)

1.9

Star Rating Mean

Worker status ● Leaver ● Stayer



Star Rating Mean (Leaver)

1.7

Star Rating Mean (Stayer)

1.9



Date: 202507 Program Type: Multiple select...
 202509 Position Type: All Job Title: All Teacher Age Group: All Education: All TEACH Status: All
 Credential: All TEACH Models: All

SDA>County: SDA 12 SUTQ Rating: All Total Duration: 0.00
 100.00 Center Type: All Publicly Funded: All POWER Status: All
 Beale Code: All Student Age Group: All POWER Levels: All

Workload Median (Total)

6.00

Workload Median (Leaver)

5.56

Workload Median (Stayer)

6.00

Star Rating Mean (Total)

1.9

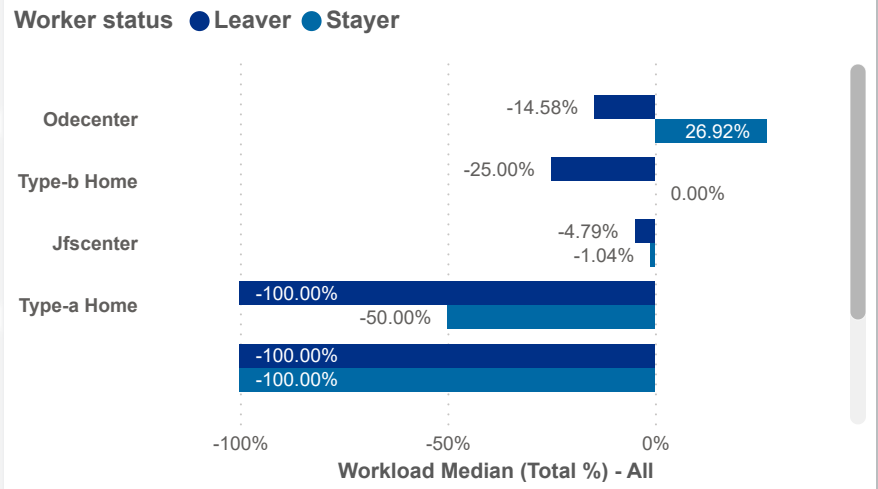
Star Rating Mean (Leaver)

1.7

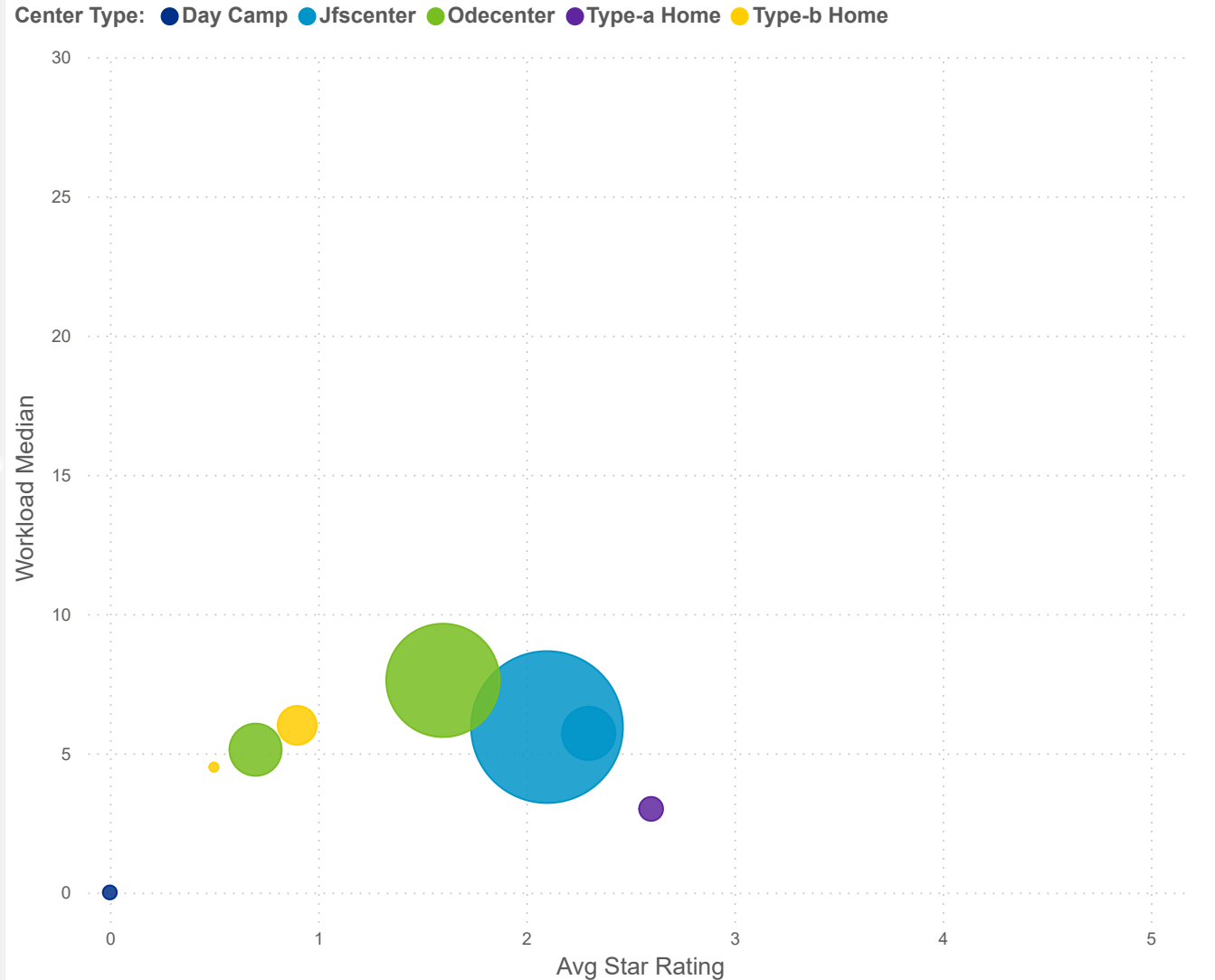
Star Rating Mean (Stayer)

1.9

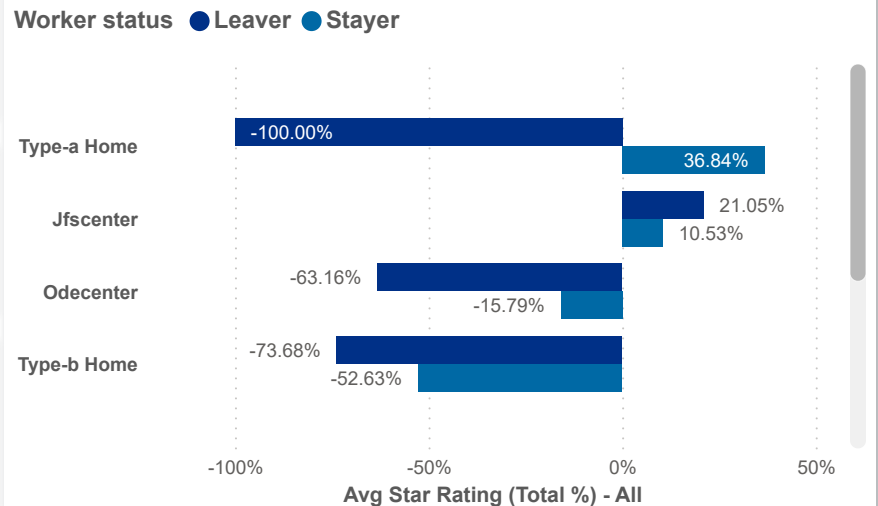
Workload Median (Total %)



Star Rating Mean, Workload Median, and Number of Users by Worker Status and Center Type



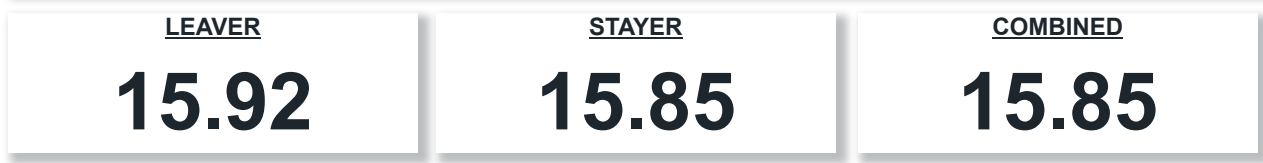
Star Rating Mean (Total %)



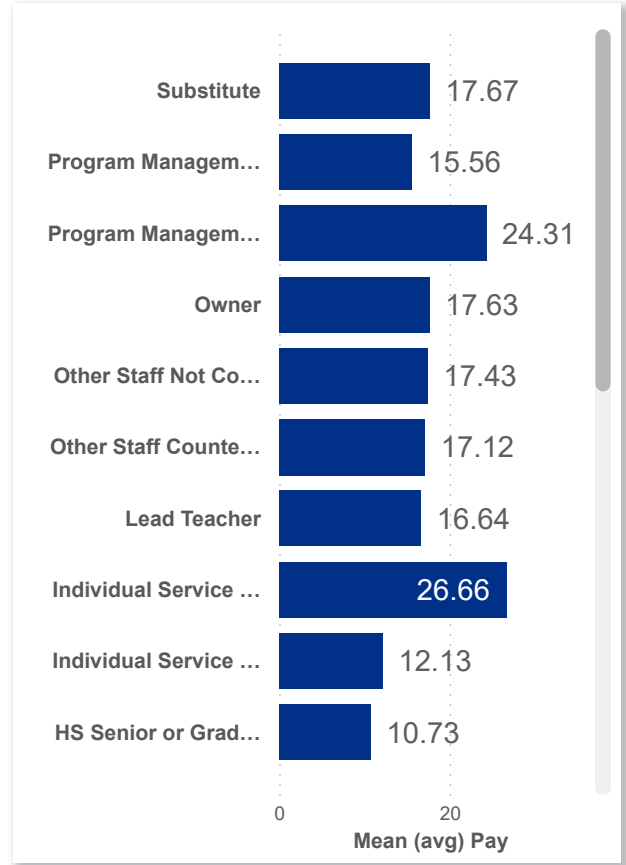
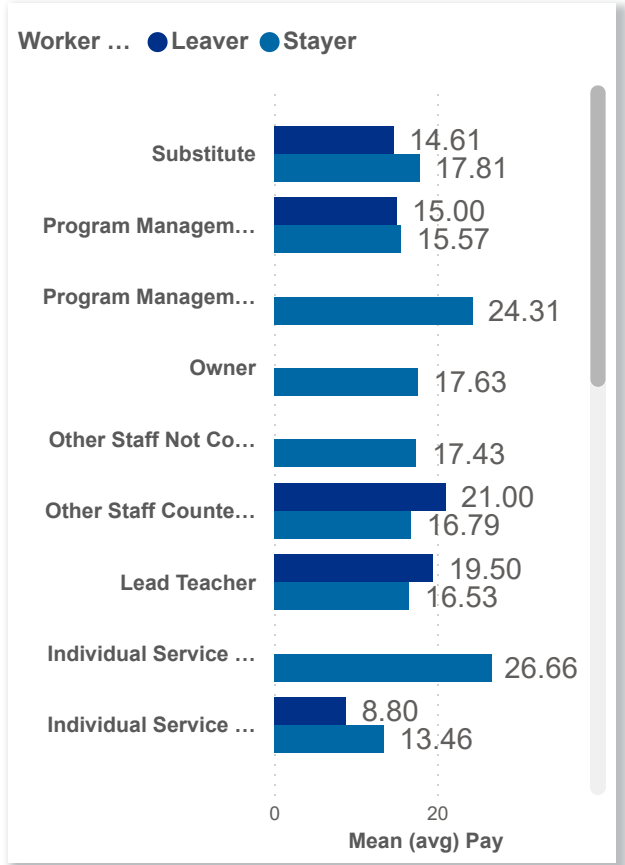


Date: 202507 Program Type: Multiple select...
 202509 Position Type: All Job Title: All Teacher Age Group: All Education: All TEACH Status: All
 SUTQ Rating: All Total Duration: 0.00 Center Type: All Publicly Funded: All POWER Status: All
 SDA>County: SDA 12 Beale Code: All Student Age Group: All POWER Levels: All

PAY MEAN (USD)



Salary Mean by Year and Worker Status



Combined Salary Mean by Year and Worker Status

