

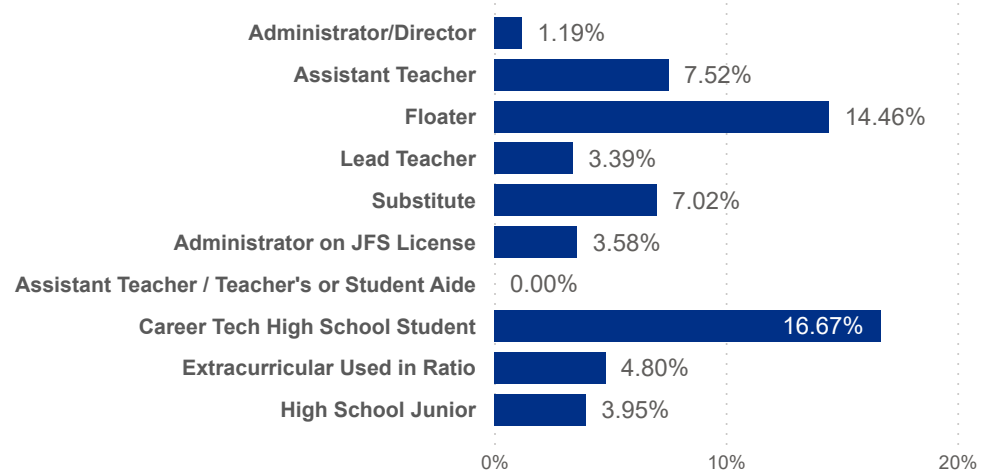


Date: Program Type:
 Job Title: Teacher Age Group: Education: TEACH Status:

Position Type:
 SUTQ Rating: Total Duration: Center Type: Publicly Funded: POWER Status:

SDA>County: Beale Code: Student Age Group: POWER Levels:

Avg Monthly Turnover Rates by Job Title



Avg Monthly Turnover

5.39%

Adjusted Workers

3,839

Total Leaver

314

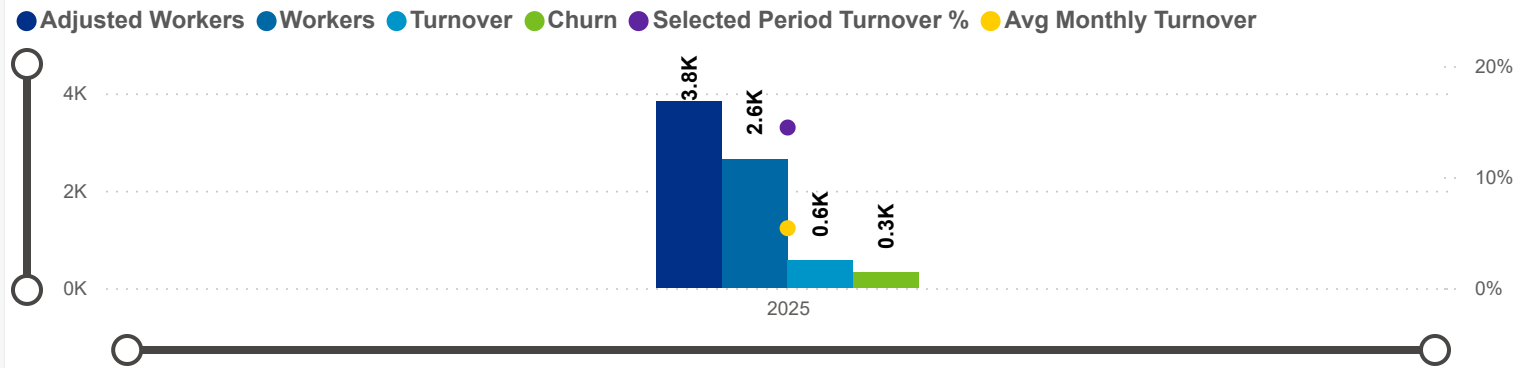
Total Stayer

3,525

Sel Period Turnover

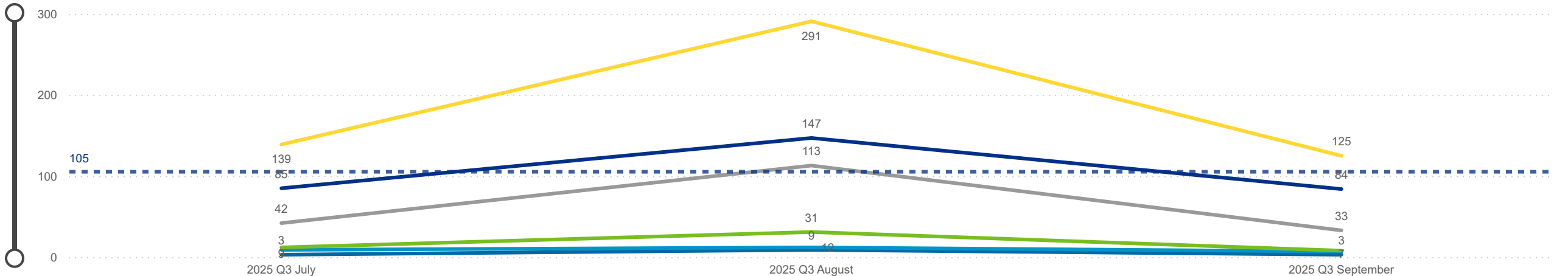
14.46%

Avg Monthly Turnover and Number of Workers



Categorization by Time Series

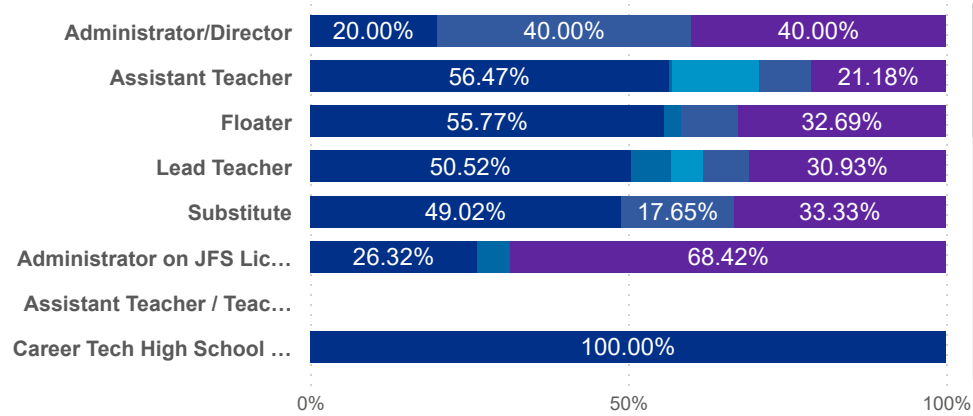
Churn Internal Promotion Seasonal Transfer Turnover



Date: 202507 | Program Type: Multiple select... | Job Title: All | Teacher Age Group: All | Education: All | TEACH Status: All
 202509 | Position Type: All | SUTQ Rating: All | Total Duration: 0.00 | Center Type: All | Publicly Funded: All | POWER Status: All
 SDA>County: SDA 11 | Beale Code: All | Student Age Group: All | POWER Levels: All

Job Change Reasons by Job Title

● Churn ● Internal ● Promotion ● Seasonal ● Transfer



Avg Monthly Churn

3.07%

Adjusted Workers

3,839

Workload Median

4.80

Pay Median USD / hr

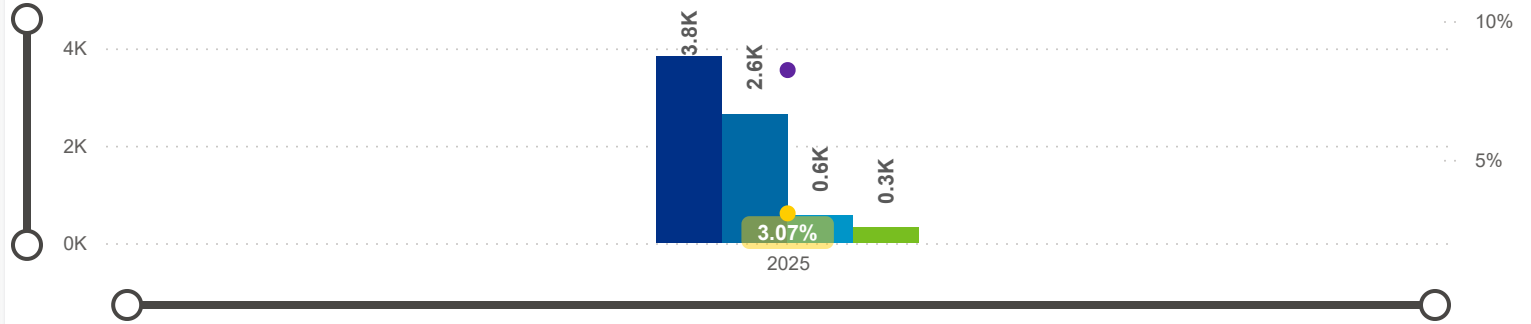
15.00

Avg ECE Duration

6.36

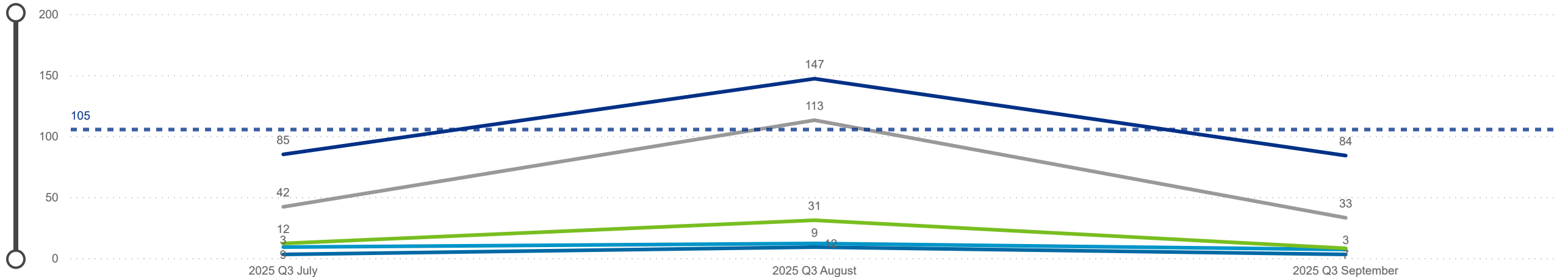
Avg Monthly Churn and Number of Workers

● Adjusted Workers ● Workers ● Turnover ● Churn ● Selected Period Churn % ● Avg Monthly Churn

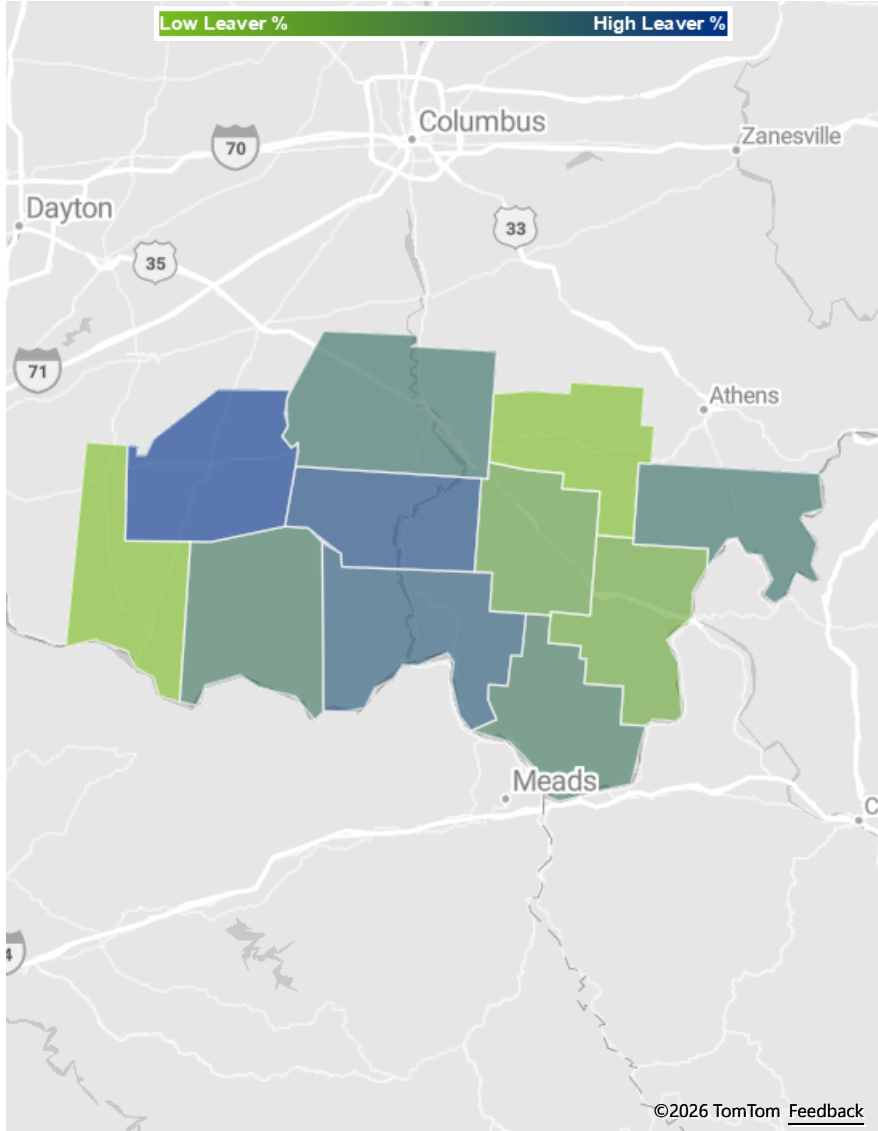


Categorization by Time Series

● Churn ● Internal ● Promotion ● Seasonal ● Transfer

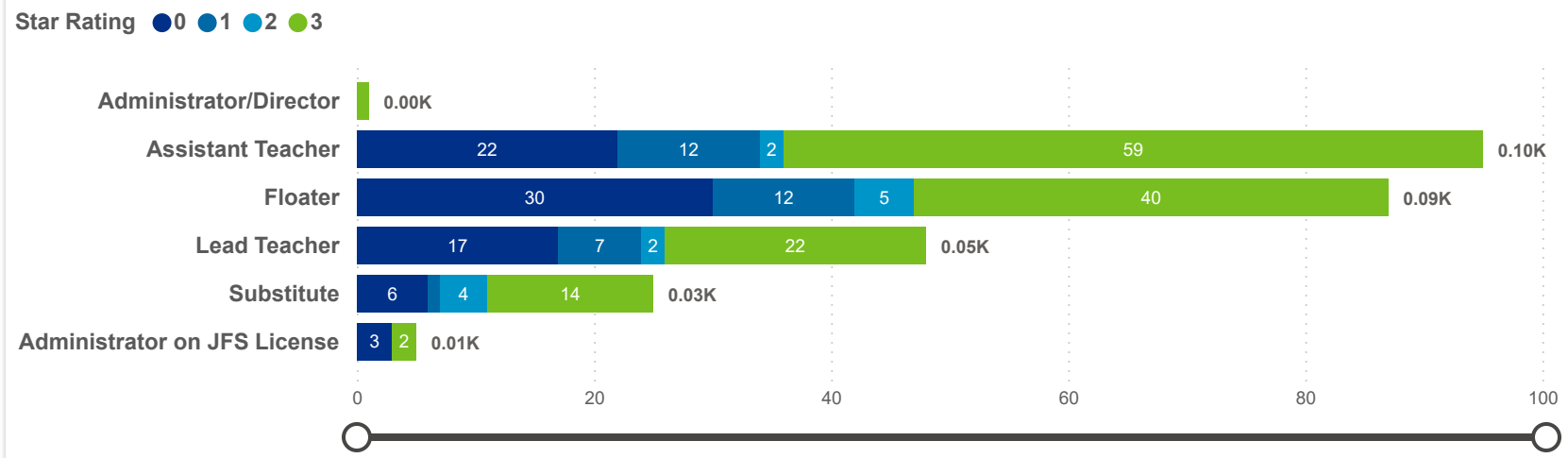


Date: 202507 | Program Type: Multiple select... | Job Title: All | Teacher Age Group: All | Education: All | TEACH Status: All
 202509 | Position Type: All | SUTQ Rating: All | Total Duration: 0.00 | Center Type: All | Publicly Funded: All | POWER Status: All
 SDA>County: SDA 11 | Beale Code: All | Student Age Group: All | POWER Levels: All



ADJUSTED WORKERS	TOTAL LEAVER	TOTAL STAYER	SELECTED PERIOD CHURN %
3,839	314	3,525	8.18%

Leaver by Job Title and Star Rating



County	Adjusted Workers	Workers	Workers %	Total Leaver	Total Stayer	Selected Period Churn %	Stayer %	Avg Monthly Churn	Selected Period Turnover %	Avg Monthly Turnover	Workload Median	Avg Star Rating
Highland OH	363	237	8.95%	47	316	12.95%	87.05%	4.70%	19.83%	7.19%	3.20	2.44
Ross OH	561	412	15.55%	49	512	8.73%	91.27%	3.29%	13.73%	5.17%	5.63	2.12
Pike OH	264	155	5.85%	31	233	11.74%	88.26%	4.53%	23.86%	9.20%	4.50	1.97
Brown OH	300	181	6.83%	7	293	2.33%	97.67%	0.93%	7.00%	2.80%	4.00	1.97
Scioto OH	767	411	15.52%	82	685	10.69%	89.31%	4.23%	20.73%	8.10%	2.79	1.95
Meigs OH	100	85	3.21%	9	91	9.00%	91.00%	3.27%	19.00%	6.91%	5.25	1.66
Adams OH	171	101	3.81%	14	157	8.19%	91.81%	3.28%	26.32%	10.54%	5.20	1.42
Jackson OH	334	284	10.72%	17	317	5.09%	94.91%	1.89%	5.99%	2.10%	6.18	1.30
Lawrence OH	568	472	17.82%	45	523	7.92%	92.08%	2.85%	11.09%	3.99%	7.00	1.21
Gallia OH	317	266	10.04%	13	304	4.10%	95.90%	1.44%	5.05%	1.77%	6.30	0.93
Total	3,839	2,649	100.00%	314	3,525	8.18%	91.82%	3.07%	14.46%	5.39%	4.80	1.70



Date: 202507	Program Type: Multiple select... ▾	Job Title: All ▾	Teacher Age Group: All ▾	Education: All ▾	TEACH Status: All ▾
202509	Position Type: All ▾			Credential: All ▾	TEACH Models: All ▾
SDA>County: SDA 11 ▾	SUTQ Rating: All ▾	Total Duration: 0.00	Center Type: All ▾	Publicly Funded: All ▾	POWER Status: All ▾
		100.00	Beale Code: All ▾	Student Age Group: All ▾	POWER Levels: All ▾

NUMBER OF WORKERS		AVG ECE DURATION (In Years)		HOURLY WAGE BANDS (USD)	
TOTAL LEAVER	TOTAL STAYER	LEAVER	STAYER	LEAVER (Hourly Wage MED)	STAYER (Hourly Wage MED)
314	3,525				



Date: 202507 Program Type: Multiple select...
 Date: 202509 Position Type: All Job Title: All Teacher Age Group: All Education: All TEACH Status: All
 SUTQ Rating: All Total Duration: 0.00 Center Type: All Publicly Funded: All POWER Status: All
 SDA>County: SDA 11 Beale Code: All Student Age Group: All POWER Levels: All

NUMBER OF WORKERS

LEAVER

8.18%

STAYER

91.82%

AVG ECE DURATION (In Years)

LEAVER

4.32

STAYER

6.45

HOURLY WAGE BANDS (USD)

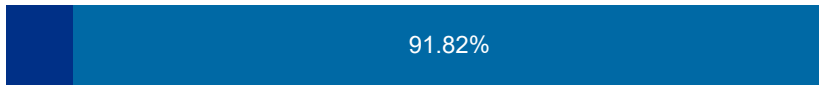
LEAVER (Hourly Wage MED)

12.45

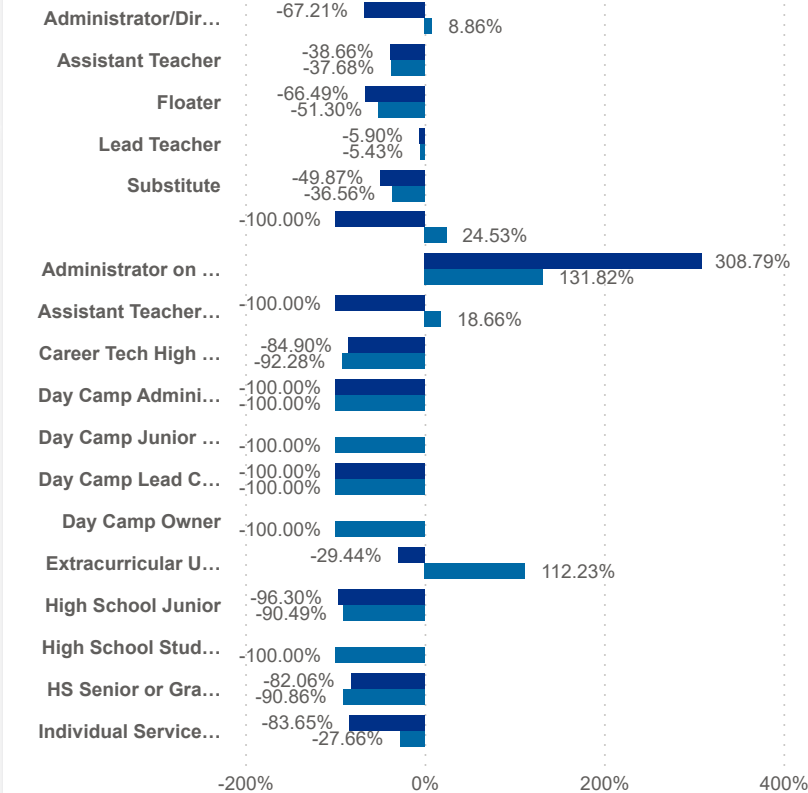
STAYER (Hourly Wage MED)

15.00

Leaver % Stayer %



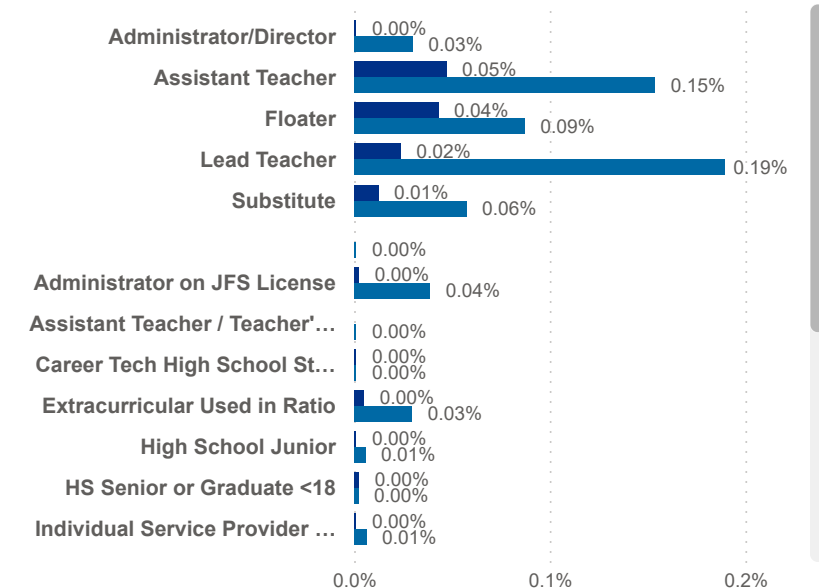
Worker Status: Leaver Stayer



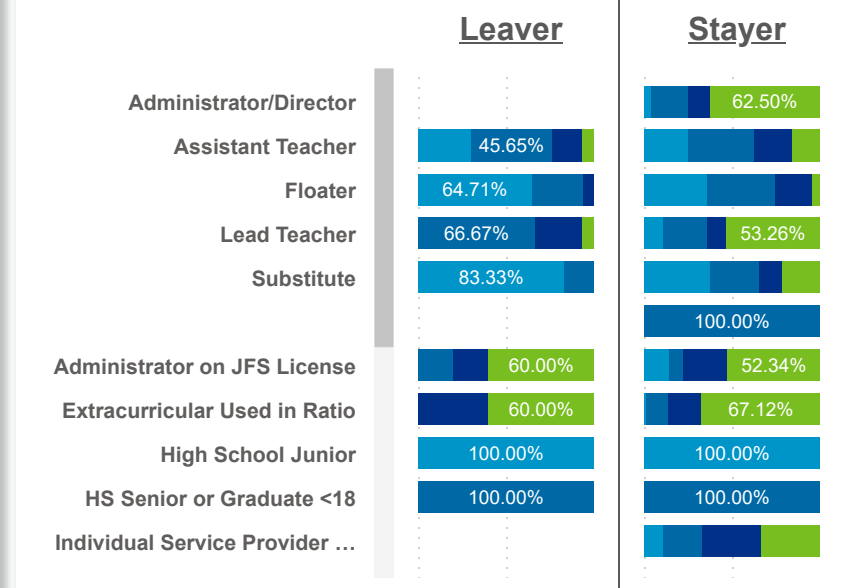
Wage Bands: < 10 10 < .. < 11.6 11.6 < .. < 14 > 14



Worker Status: Leaver Stayer



Wage Bands: < 10 10 < .. < 11.6 11.6 < .. < 14 > 14





Date: Program Type:
 Job Title: Teacher Age Group: Education: TEACH Status:

 Position Type: Credential: TEACH Models:

 SDA>County: SUTQ Rating: Total Duration: Center Type: Publicly Funded: POWER Status:

 Beale Code: Student Age Group: POWER Levels:

LEAVER (Avg Career Duration)

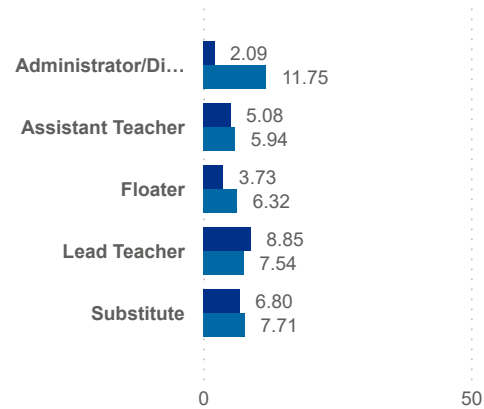
8.14

STAYER (Avg Career Duration)

13.62

Avg Career Duration by Job Title

Worker Status: ● Leaver ● Stayer



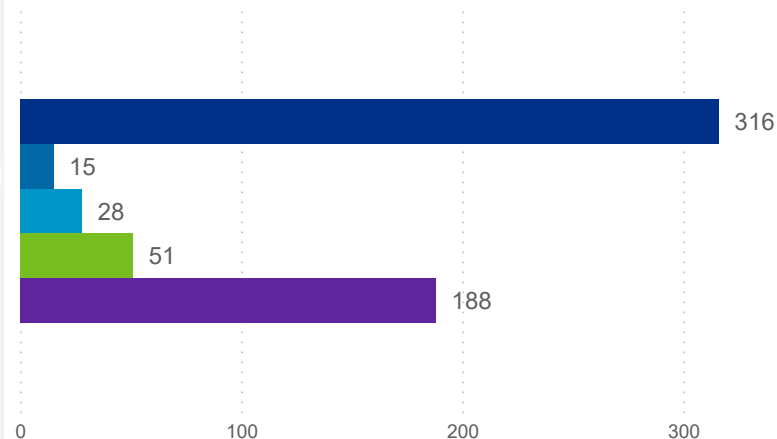
County	Job Title	Longest Serving Profile	\$ / hr	Seniority	Workload	Star Rating (Mea
Adams	Administrator/Director	2.30		Early	7.63	
Brown	Administrator/Director	3.00		Early	4.49	
Gallia	Administrator/Director	2.43		Early	8.20	
Highland	Administrator/Director	1.01		Early	3.79	
Jackson	Administrator/Director	3.44		Early	8.38	
Lawrence	Administrator/Director	3.18		Early	13.14	
Meigs	Administrator/Director	1.77		Early	4.00	
Pike	Administrator/Director	2.17		Early	5.59	
Ross	Administrator/Director	3.28		Early	9.53	
Scioto	Administrator/Director	1.61		Early	19.00	
Vinton	Administrator/Director	1.82		Early	31.64	

TOTAL STAYER

3,525

Turnover Reasons

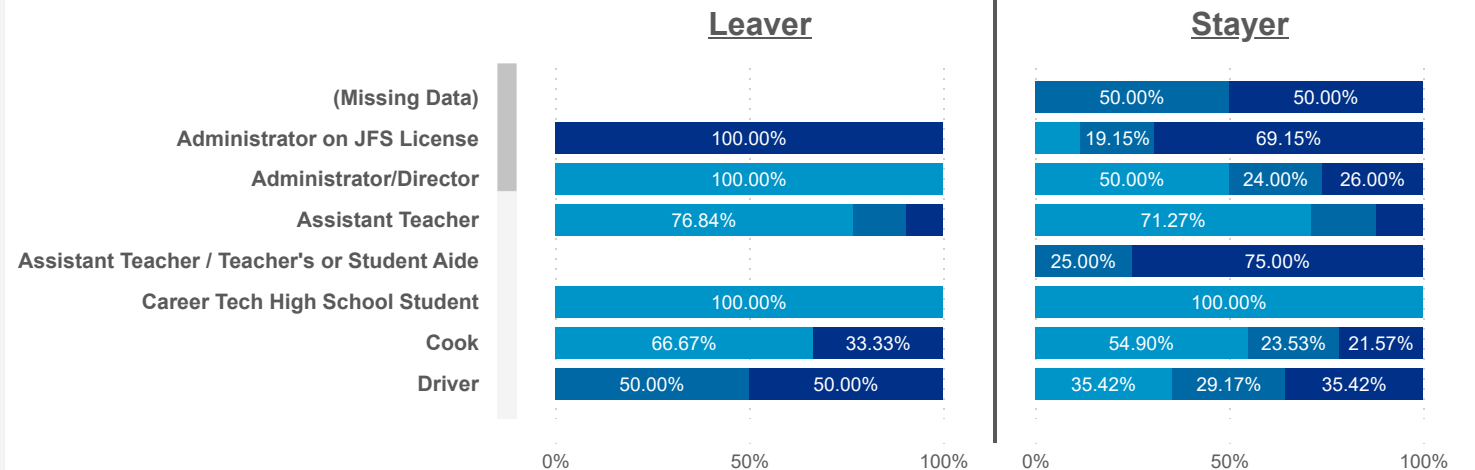
● Churn ● Internal ● Promotion ● Seasonal ● Transfer



STAYER (Promotion)

28

Seniority: ● Early ● Mid ● Senior





Date: Program Type:
 Job Title: Teacher Age Group: Education: TEACH Status:

 Position Type: Credential: TEACH Models:

 SDA>County: SUTQ Rating: Total Duration: Center Type: Publicly Funded: POWER Status:

 Beale Code: Student Age Group: POWER Levels:

LEAVER (Avg Career Duration)

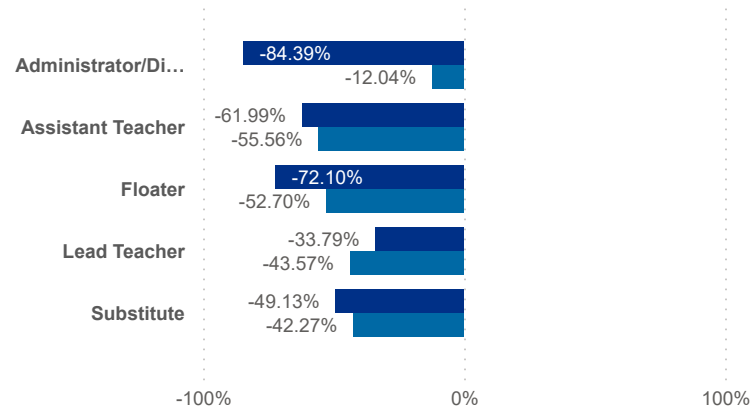
8.14

STAYER (Avg Career Duration)

13.62

Avg Career Duration by Job Title vs Mean

Worker Status: ● Leaver ● Stayer



County	Job Title	Longest Serving Profile	\$ / hr	Seniority	Workload	Star Rating (mean)
Lawrence	Assistant Teacher	0.00	12.12	Mid	5.02	0.0
Ross	Assistant Teacher	0.00	13.50	Mid	5.11	3.0
Vinton	Other Staff Not Counted in Ratio	0.00	14.00	Early	17.80	0.0
Adams	Extracurricular Not Used in Ratio	0.00		Mid	3.25	2.0
Scioto	Assistant Teacher	0.02	11.50	Early	7.23	2.0
Adams	Assistant Teacher	0.02	12.00	Mid	4.83	0.0
Ross	Floater	0.02	13.00	Early	2.87	3.0
Ross	Lead Teacher	0.02	15.05	Senior	6.14	1.0
Ross	Other Staff Counted In Ratio	0.02	30.00	Early	0.89	3.0
Scioto	Driver	0.02		Mid	2.21	3.0
Scioto	Lead Teacher	0.02	12.00	Early	7.23	1.3

TOTAL STAYER

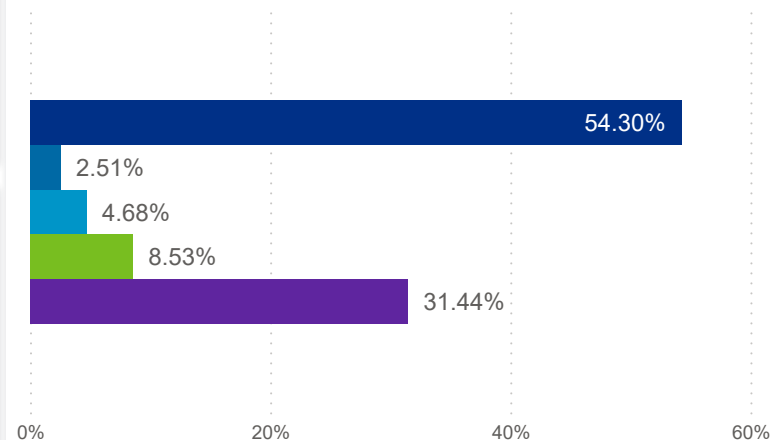
3,525

STAYER (Promotion)

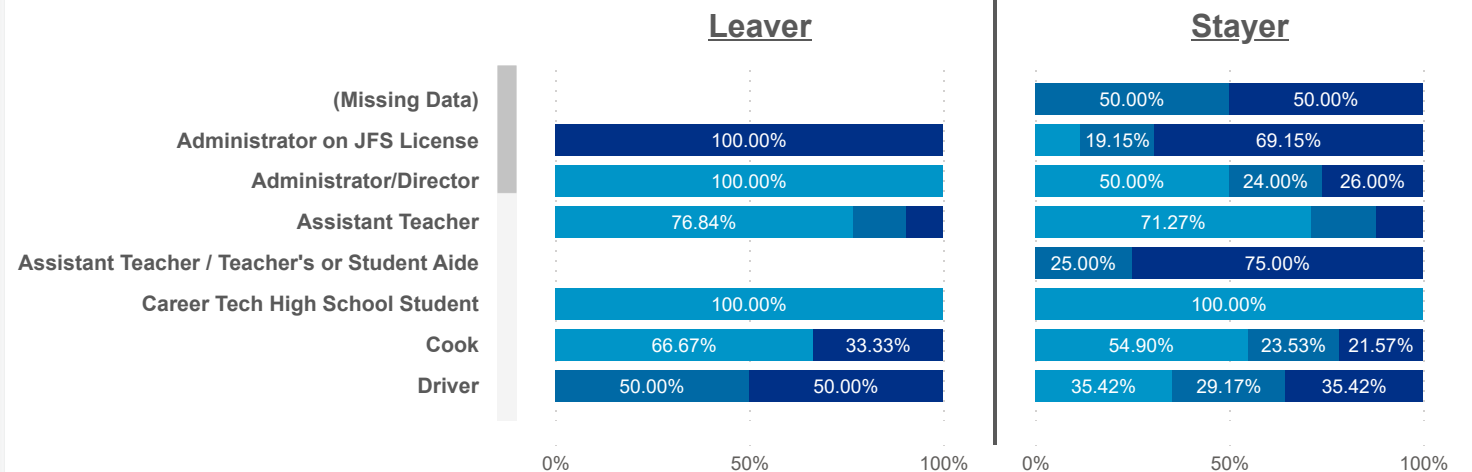
28

Turnover Reasons

● Churn ● Internal ● Promotion ● Seasonal ● Transfer



Seniority: ● Early ● Mid ● Senior





Date: 202507 | Program Type: Multiple select... | Job Title: All | Teacher Age Group: All | Education: All | TEACH Status: All
 202509 | Position Type: All | SUTQ Rating: All | Total Duration: 0.00 | Center Type: All | Publicly Funded: All | POWER Status: All
 SDA>County: SDA 11 | Beale Code: All | Student Age Group: All | POWER Levels: All

PAY MEDIAN (USD)

PAY PROGRESSION (USD)

PAY & CAREER SENIORITY (USD)

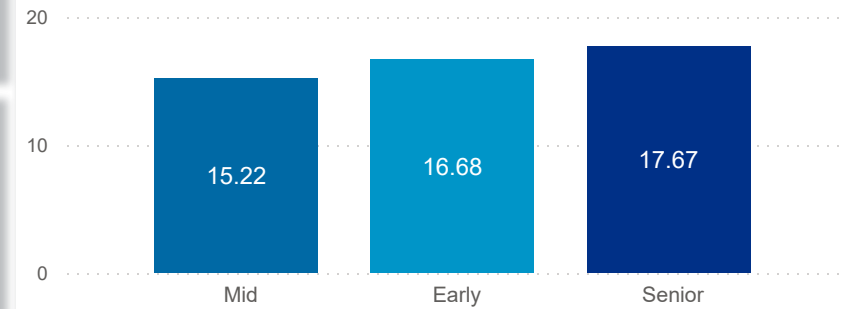
LEAVER
12.45

STAYER
15.00

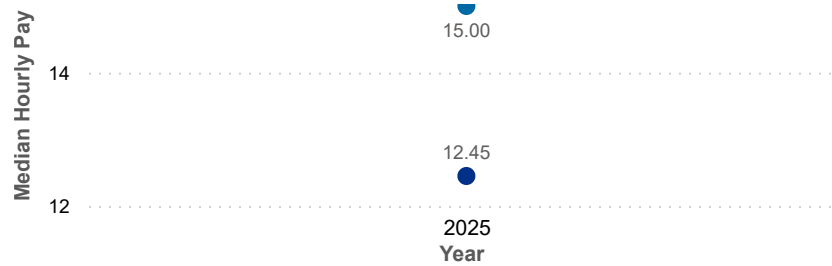
LEAVER
0.22

STAYER
0.61

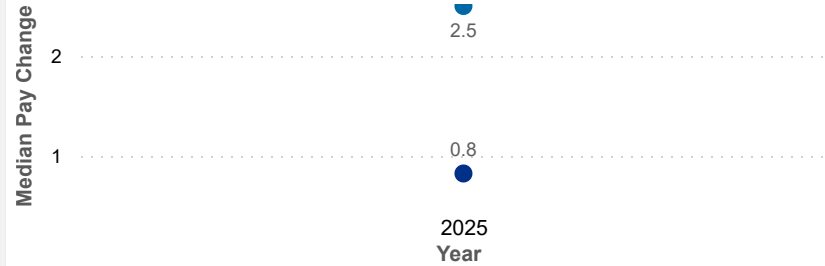
Seniority: ● Mid ● Early ● Senior



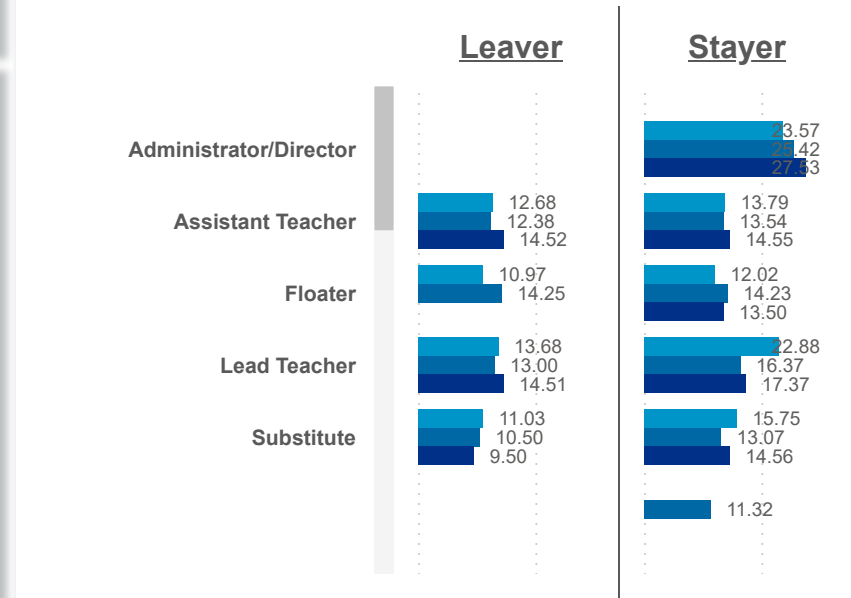
Worker Status: ● Leaver ● Stayer



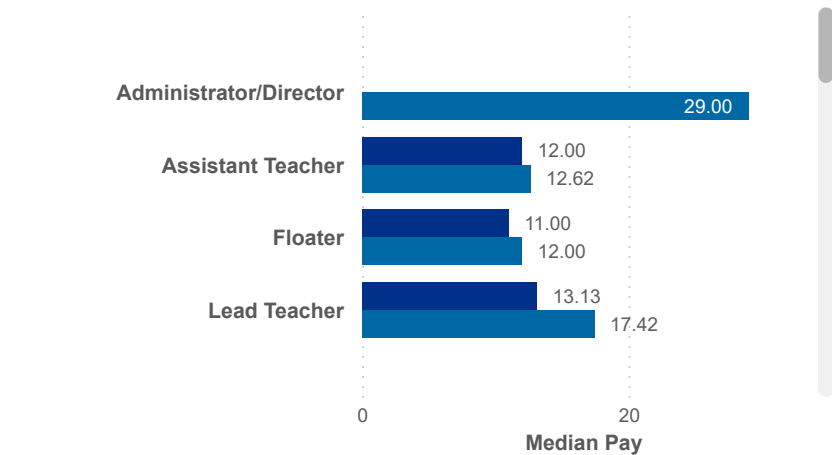
Worker Status: ● Leaver ● Stayer



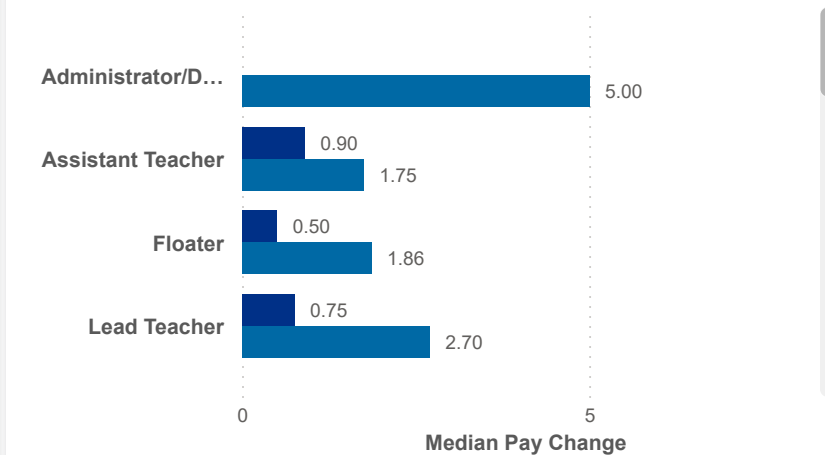
Seniority: ● Early ● Mid ● Senior



Worker Status: ● Leaver ● Stayer



Worker Status: ● Leaver ● Stayer





Date: Program Type:
 Job Title: Teacher Age Group: Education: TEACH Status:

Date: Position Type:
 SUTQ Rating: Total Duration: Center Type: Publicly Funded: POWER Status:

SDA>County: Total Duration: Beale Code: Student Age Group: POWER Levels:

PAY MEDIAN (USD)

LEAVER

12.45

STAYER

15.00

PAY PROGRESSION (USD)

LEAVER

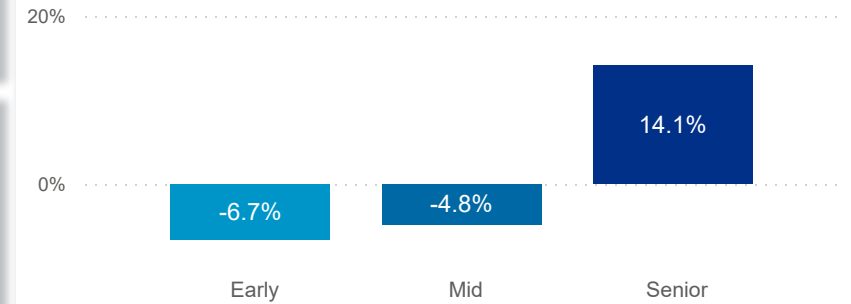
0.22

STAYER

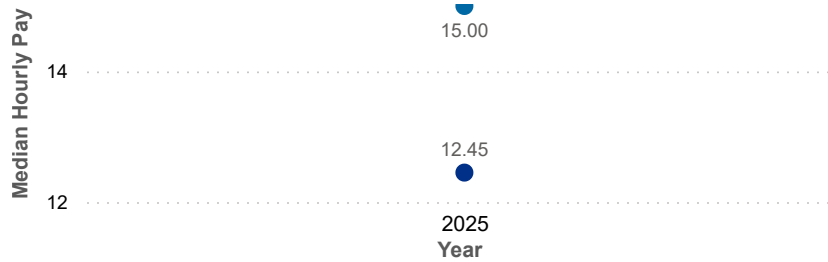
0.61

PAY & CAREER SENIORITY (USD)

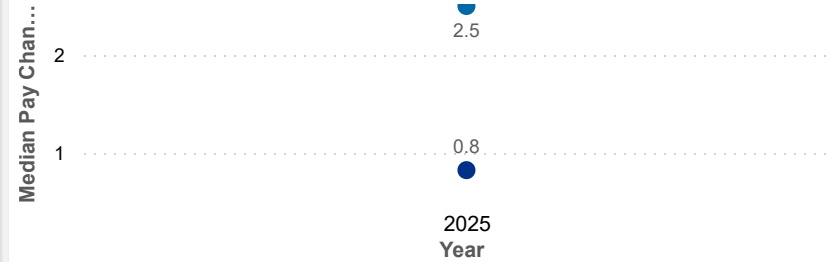
Seniority: ● Early ● Mid ● Senior



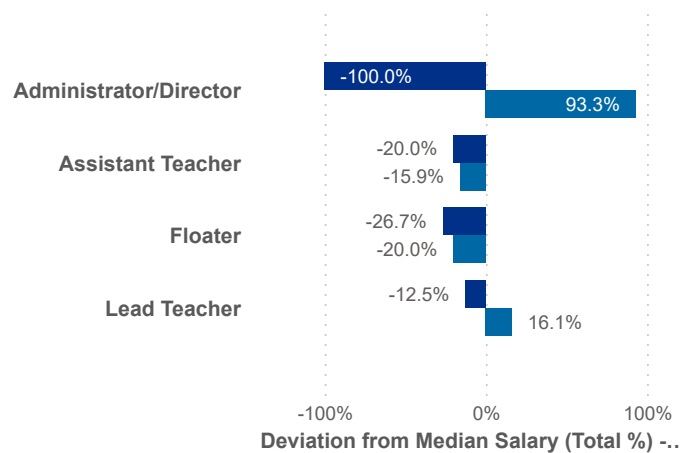
Worker Status: ● Leaver ● Stayer



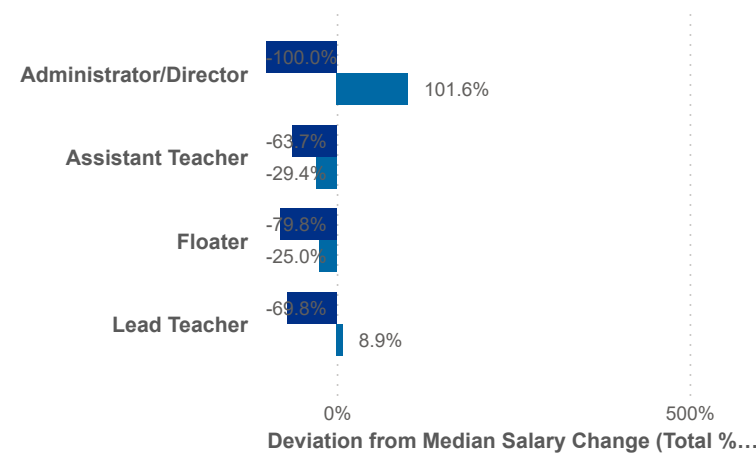
Worker Status: ● Leaver ● Stayer



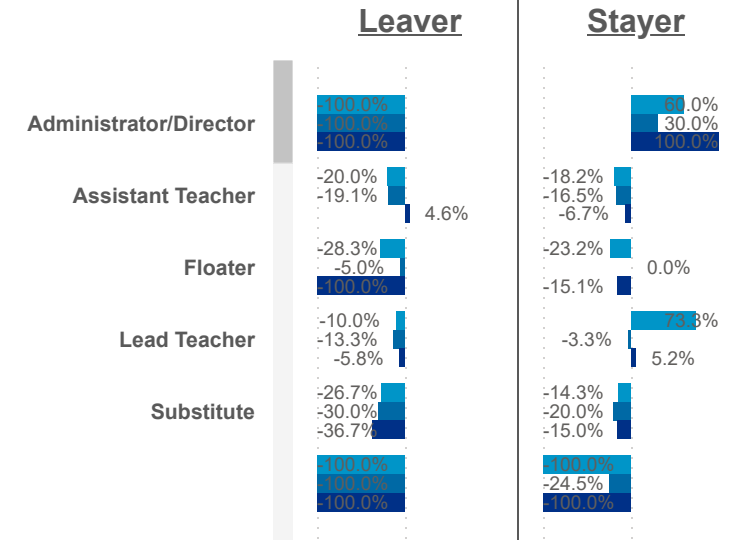
Worker Status: ● Leaver ● Stayer



Worker Status: ● Leaver ● Stayer



Seniority: ● Early ● Mid ● Senior





Date: Program Type:
 Job Title: Teacher Age Group: Education: TEACH Status:

Date: Position Type:
 SUTQ Rating: Total Duration: Center Type: Publicly Funded: POWER Status:

SDA>County: Beale Code: Student Age Group: POWER Levels:

Workload Median (Total)

4.80

Workload Median (Leaver)

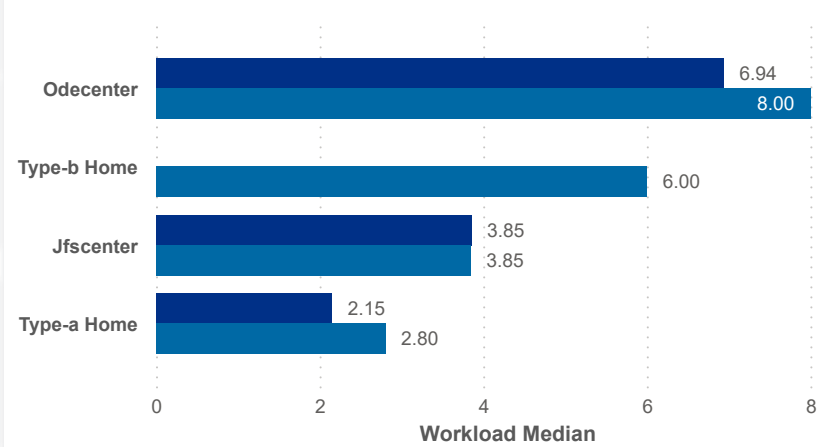
4.00

Workload Median (Stayer)

4.84

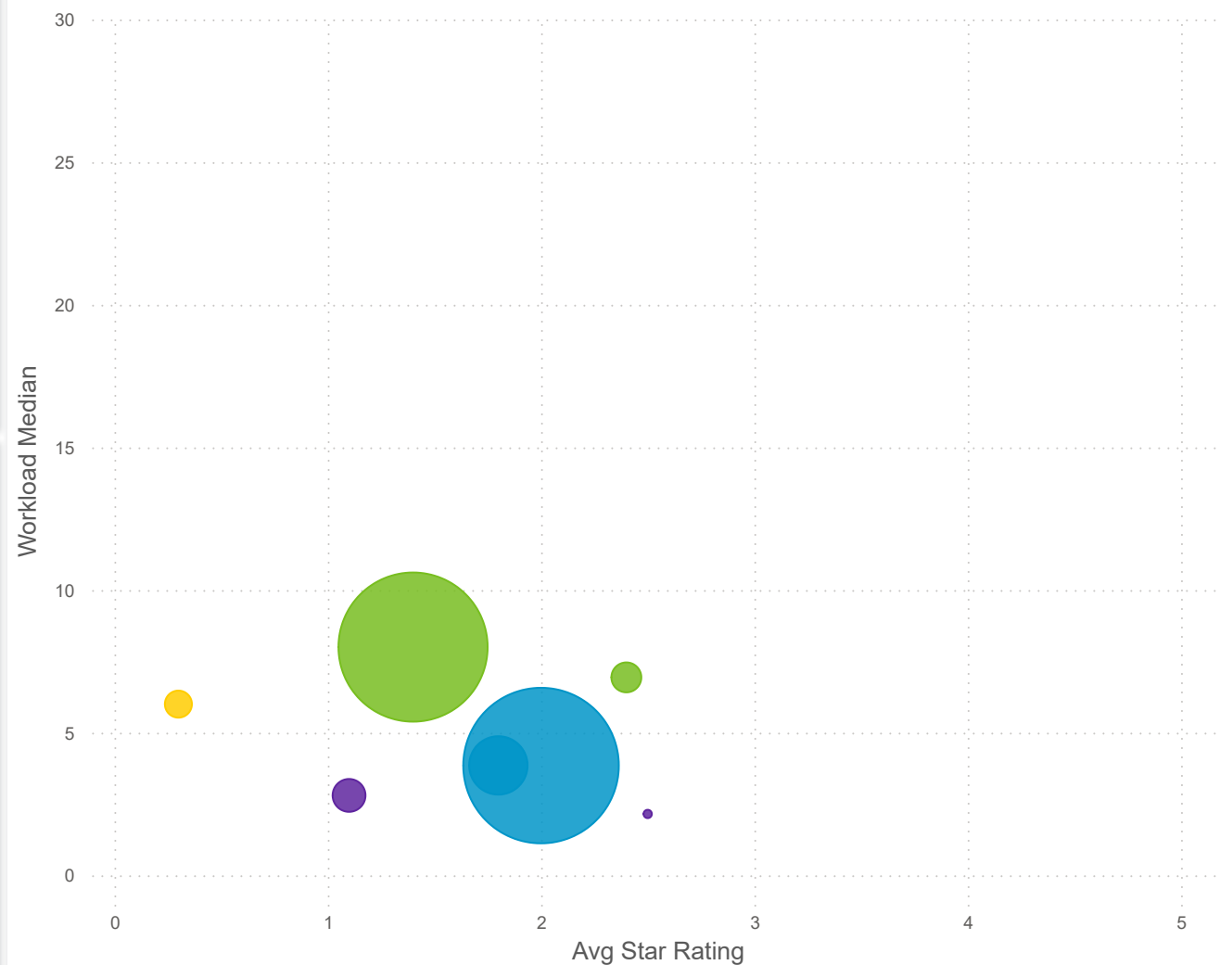
Workload Median

Worker status ● Leaver ● Stayer



Star Rating Mean, Workload Median, and Number of Users by Worker Status and Center Type

Center Type: ● Jfscenter ● Odecenter ● Type-a Home ● Type-b Home



Star Rating Mean (Total)

1.7

Star Rating Mean (Leaver)

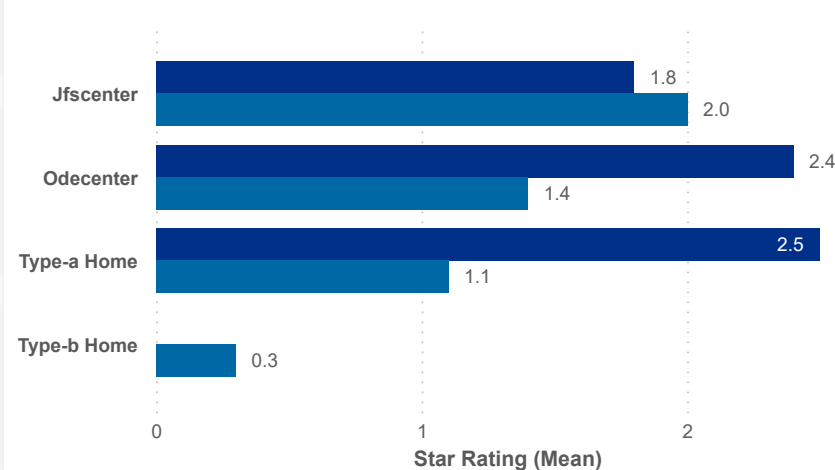
1.9

Star Rating Mean (Stayer)

1.7

Star Rating Mean

Worker status ● Leaver ● Stayer





Date: Program Type:
 Job Title: Teacher Age Group: Education: TEACH Status:

Position Type:
 SUTQ Rating: Total Duration: Center Type: Publicly Funded: POWER Status:

SDA>County: Beale Code: Student Age Group: POWER Levels:

Workload Median (Total)

4.80

Workload Median (Leaver)

4.00

Workload Median (Stayer)

4.84

Star Rating Mean (Total)

1.7

Star Rating Mean (Leaver)

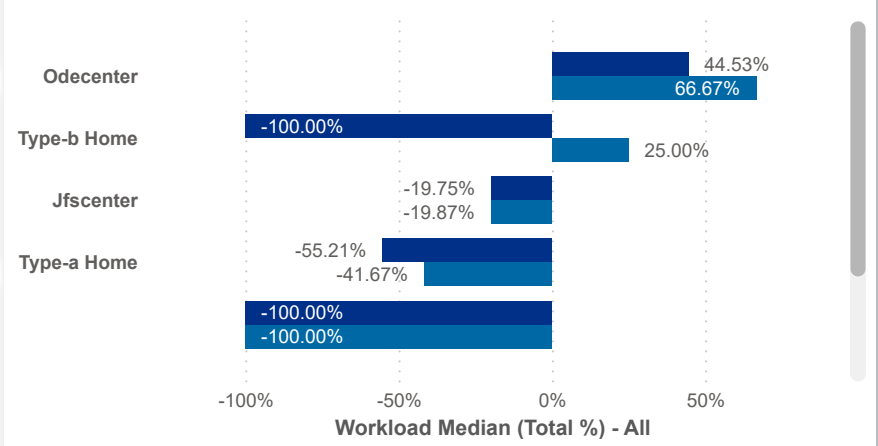
1.9

Star Rating Mean (Stayer)

1.7

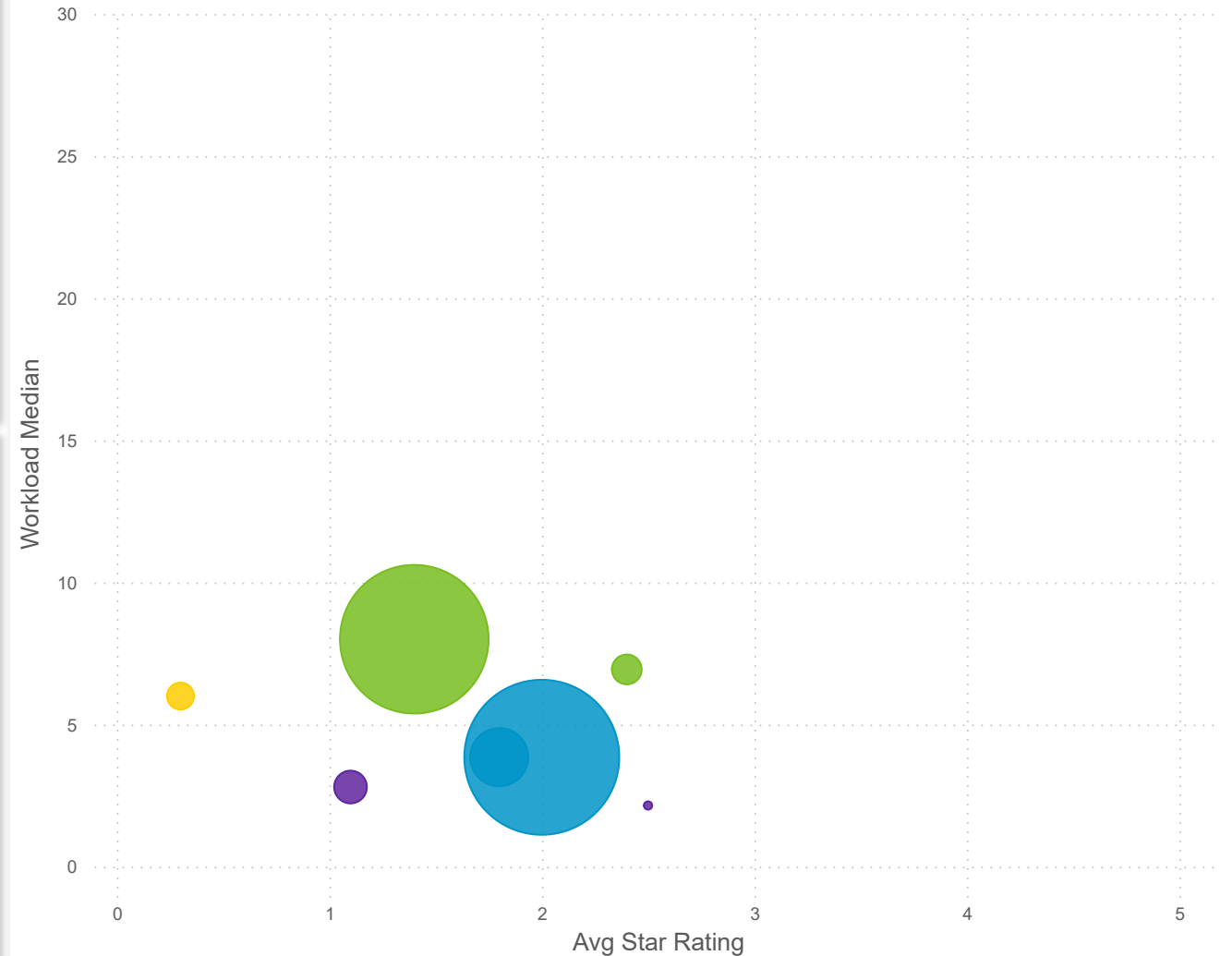
Workload Median (Total %)

Worker status ● Leaver ● Stayer



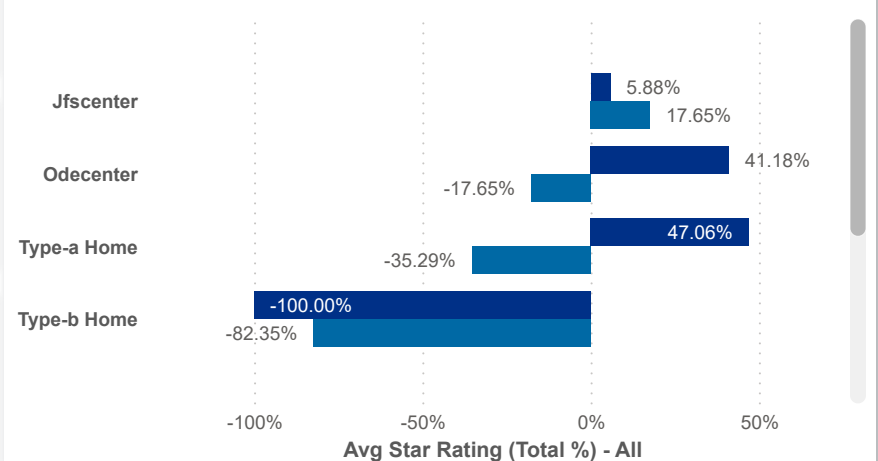
Star Rating Mean, Workload Median, and Number of Users by Worker Status and Center Type

Center Type: ● Jfscenter ● Odecenter ● Type-a Home ● Type-b Home



Star Rating Mean (Total %)

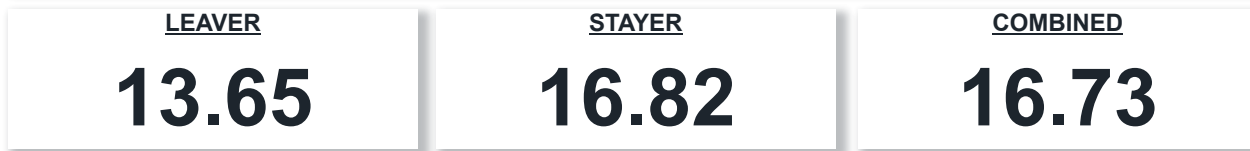
Worker status ● Leaver ● Stayer



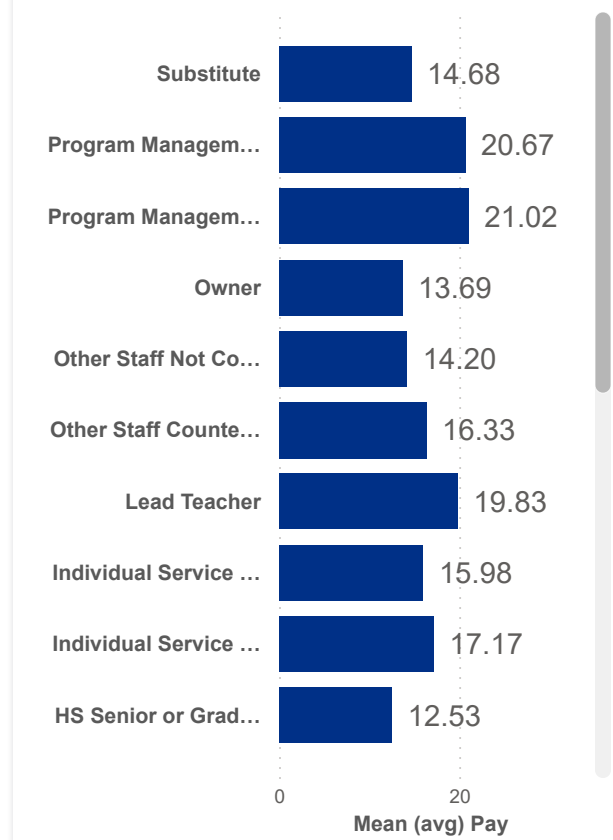
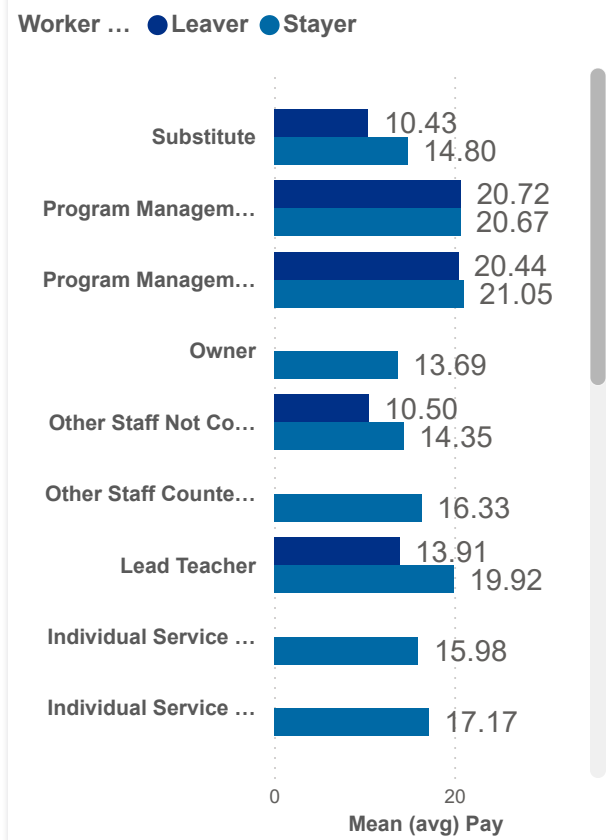
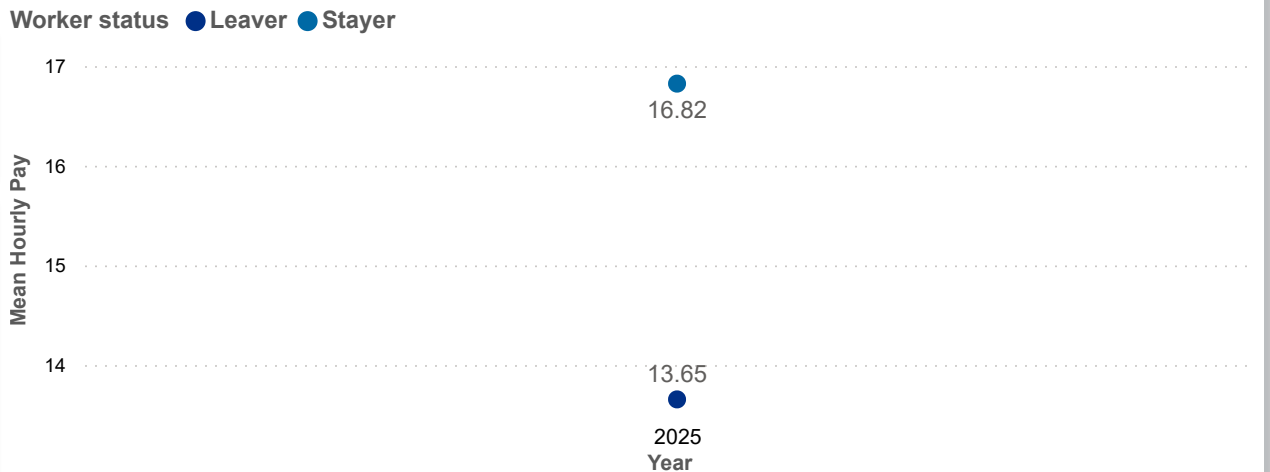


Date: 202507 Program Type: Multiple select... Job Title: All Teacher Age Group: All Education: All TEACH Status: All
 202509 Position Type: All Credential: All TEACH Models: All
 SDA>County: SDA 11 SUTQ Rating: All Total Duration: 0.00 Center Type: All Publicly Funded: All POWER Status: All
 100.00 Beale Code: All Student Age Group: All POWER Levels: All

PAY MEAN (USD)



Salary Mean by Year and Worker Status



Combined Salary Mean by Year and Worker Status

