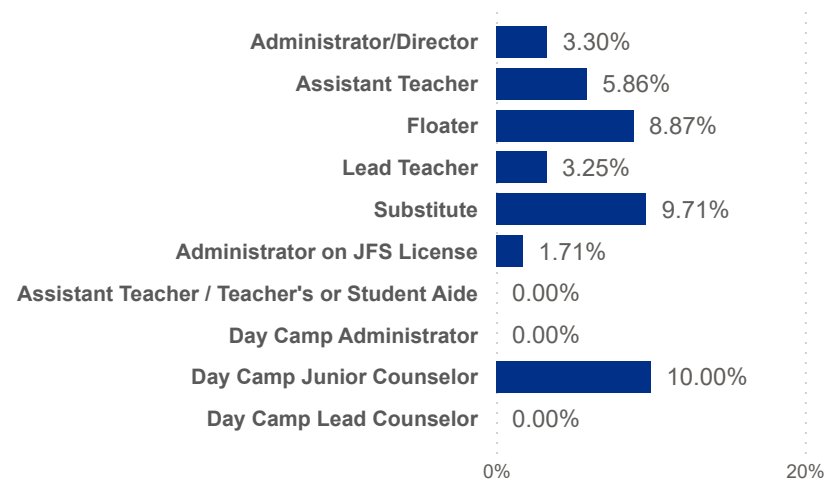




Date:  
 Program Type: 
 Position Type: 
 Job Title: 
 Teacher Age Group: 
 Education: 
 Credential: 
 TEACH Status: 
 TEACH Models:

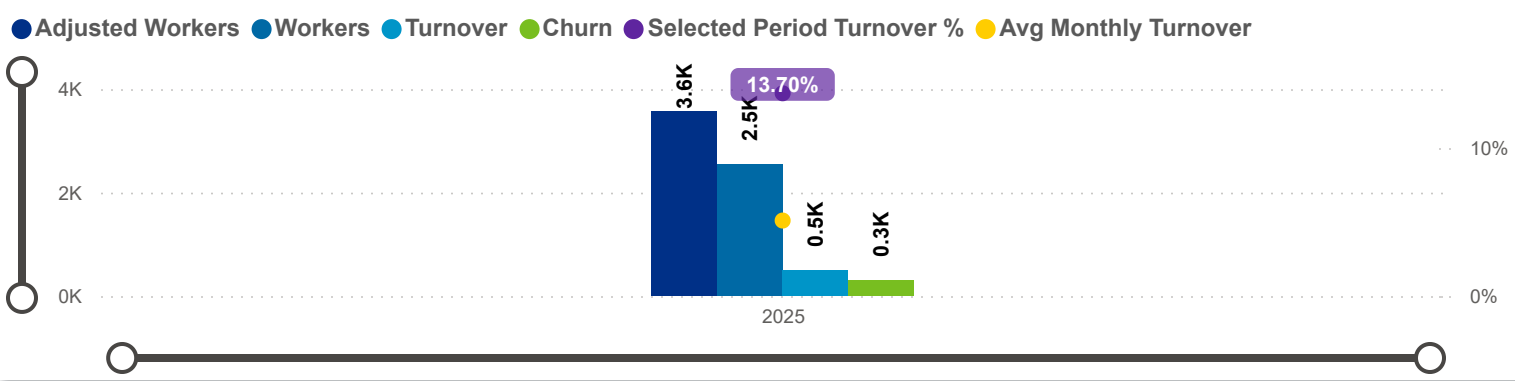
SDA>County: 
 SUTQ Rating: 
 Total Duration:  
 Center Type: 
 Beale Code: 
 Publicly Funded: 
 Student Age Group: 
 POWER Status: 
 POWER Levels:

## Avg Monthly Turnover Rates by Job Title

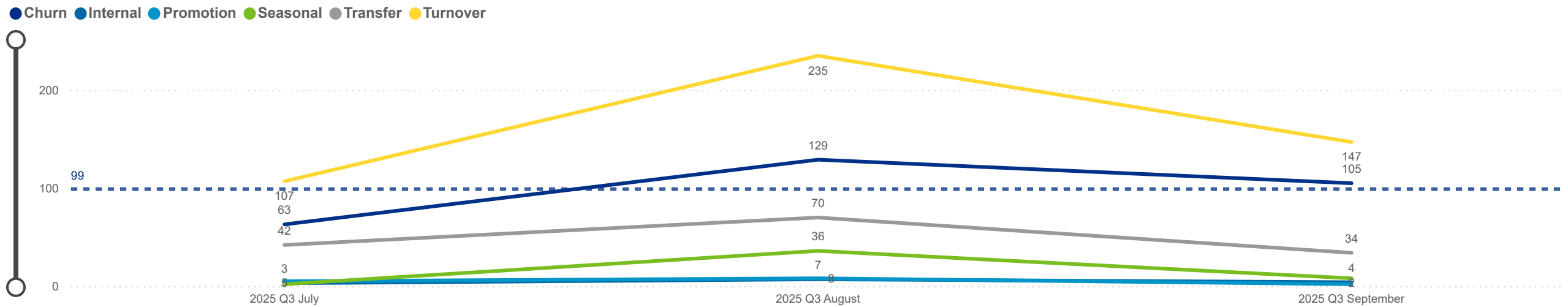


Avg Monthly Turnover	Adjusted Workers	Total Leaver	Total Stayer	Sel Period Turnover
<b>5.10%</b>	<b>3,570</b>	<b>294</b>	<b>3,276</b>	<b>13.70%</b>

## Avg Monthly Turnover and Number of Workers



## Categorization by Time Series



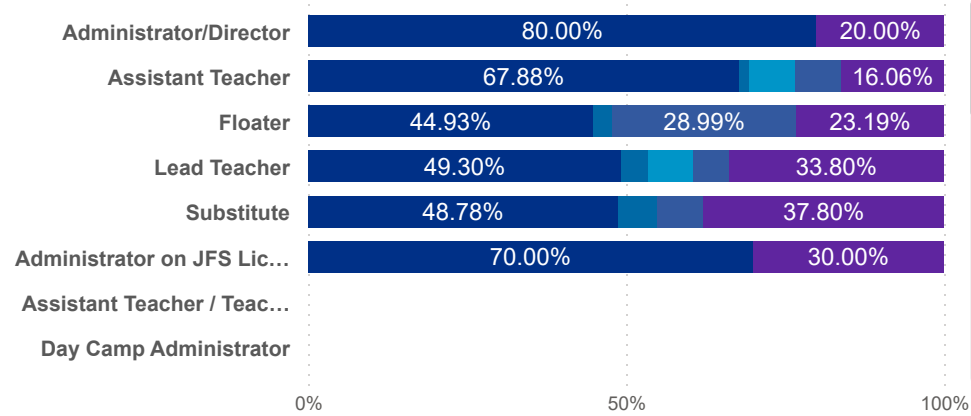


Date:  
 Program Type: 
 Position Type: 
 Job Title: 
 Teacher Age Group: 
 Education: 
 Credential: 
 TEACH Status: 
 TEACH Models:

SDA>County: 
 SUTQ Rating: 
 Total Duration:  
 Center Type: 
 Beale Code: 
 Publicly Funded: 
 Student Age Group: 
 POWER Status: 
 POWER Levels:

## Job Change Reasons by Job Title

● Churn ● Internal ● Promotion ● Seasonal ● Transfer



### Avg Monthly Churn

3.10%

### Adjusted Workers

3,570

### Workload Median

4.40

### Pay Median USD / hr

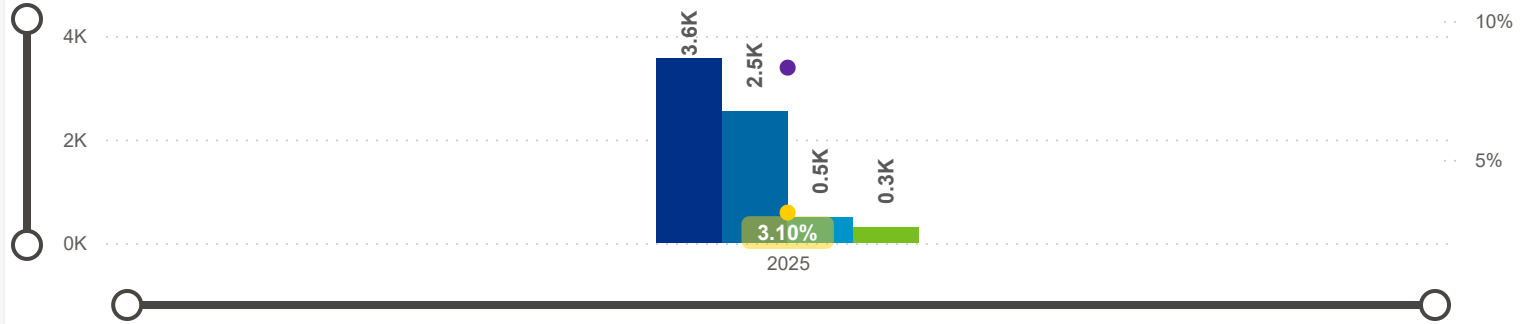
14.00

### Avg ECE Duration

5.46

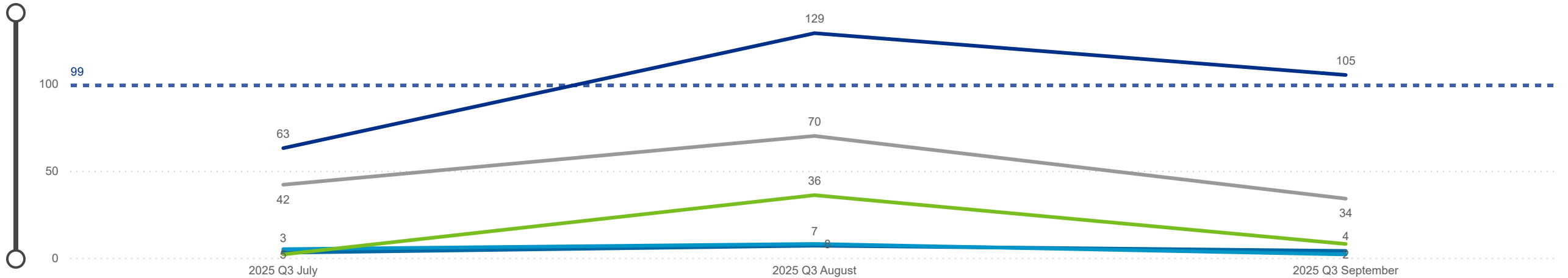
## Avg Monthly Churn and Number of Workers

● Adjusted Workers ● Workers ● Turnover ● Churn ● Selected Period Churn % ● Avg Monthly Churn

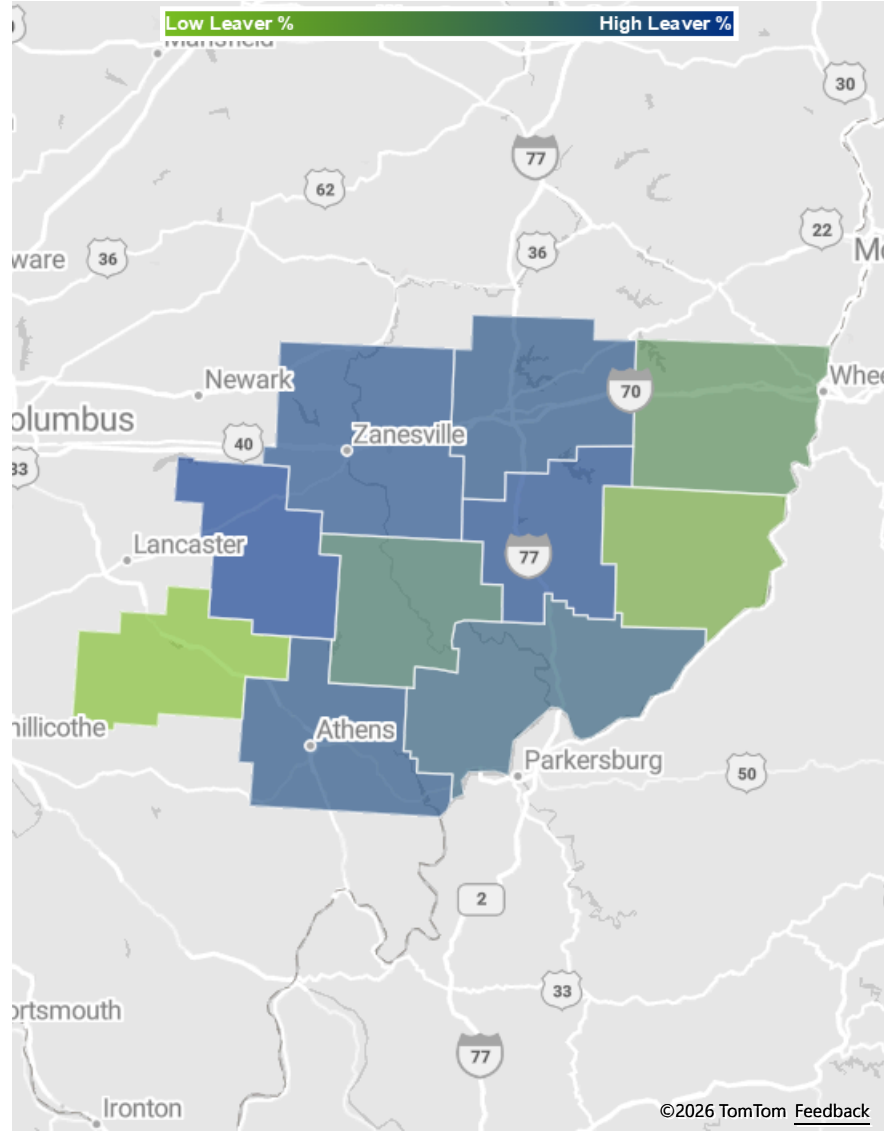


## Categorization by Time Series

● Churn ● Internal ● Promotion ● Seasonal ● Transfer

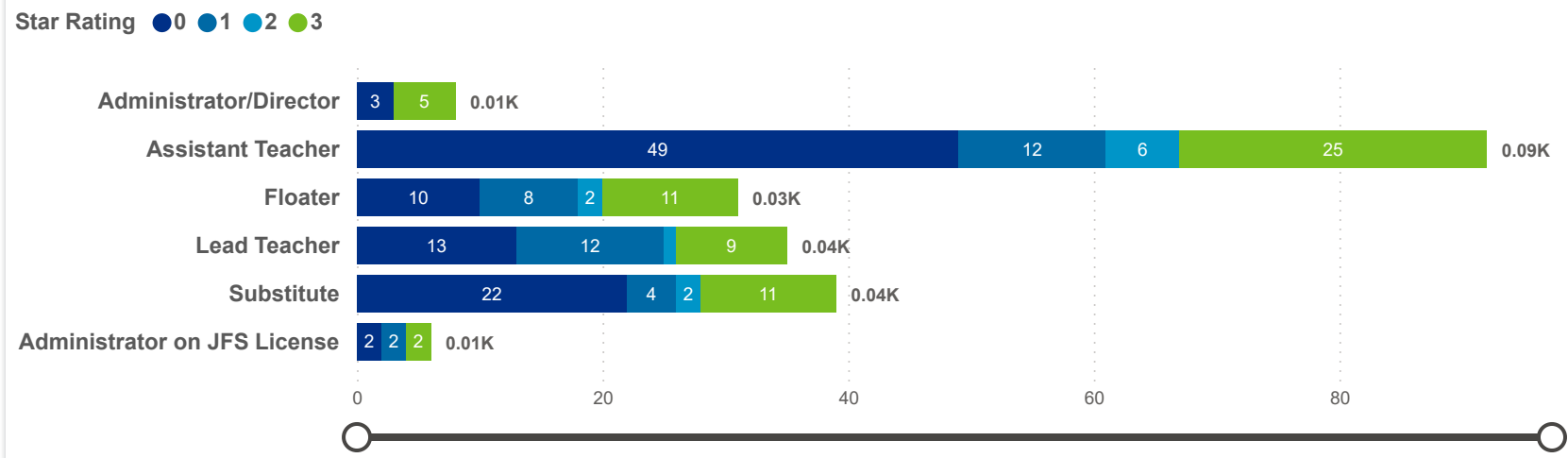


Date: 202507 | Program Type: Multiple select... | Job Title: All | Teacher Age Group: All | Education: All | TEACH Status: All  
 202509 | Position Type: All | SUTQ Rating: All | Total Duration: 0.00 | Center Type: All | Publicly Funded: All | POWER Status: All  
 SDA>County: SDA 10 | Beale Code: All | Student Age Group: All | POWER Levels: All



<b>ADJUSTED WORKERS</b>	<b>TOTAL LEAVER</b>	<b>TOTAL STAYER</b>	<b>SELECTED PERIOD CHURN %</b>
<b>3,570</b>	<b>294</b>	<b>3,276</b>	<b>8.24%</b>

**Leaver by Job Title and Star Rating**



County	Adjusted Workers	Workers	Workers %	Total Leaver	Total Stayer	Selected Period Churn %	Stayer %	Avg Monthly Churn	Selected Period Turnover %	Avg Monthly Turnover	Workload Median	Avg Star Rating
Monroe OH	142	83	3.27%	5	137	3.52%	96.48%	1.20%	6.34%	2.15%	2.00	2.56
Noble OH	160	113	4.45%	16	144	10.00%	90.00%	3.56%	18.13%	6.46%	3.58	2.10
Guernsey OH	314	253	9.96%	29	285	9.24%	90.76%	3.41%	13.69%	5.05%	5.00	2.00
Belmont OH	382	290	11.41%	21	361	5.50%	94.50%	1.92%	10.21%	3.57%	4.50	1.84
Hocking OH	178	139	5.47%	4	174	2.25%	97.75%	0.82%	5.06%	1.85%	7.50	1.43
Perry OH	245	191	7.52%	25	220	10.20%	89.80%	3.71%	13.06%	4.75%	8.75	1.29
Athens OH	628	499	19.64%	58	570	9.24%	90.76%	3.77%	12.74%	4.94%	3.33	1.13
Muskingum OH	862	610	24.01%	82	780	9.51%	90.49%	3.76%	18.79%	7.43%	6.59	1.05
Washington OH	557	359	14.13%	47	510	8.44%	91.56%	3.05%	14.18%	5.12%	3.76	1.03
Morgan OH	102	77	3.03%	7	95	6.86%	93.14%	2.50%	6.86%	2.50%	3.53	0.78
<b>Total</b>	<b>3,570</b>	<b>2,541</b>	<b>100.00%</b>	<b>294</b>	<b>3,276</b>	<b>8.24%</b>	<b>91.76%</b>	<b>3.10%</b>	<b>13.70%</b>	<b>5.10%</b>	<b>4.40</b>	<b>1.38</b>



Date:	202507	Program Type:	Multiple select... ▾	Job Title:	All ▾	Teacher Age Group:	All ▾	Education:	All ▾	TEACH Status:	All ▾
	202509	Position Type:	All ▾					Credential:	All ▾	TEACH Models:	All ▾
SDA>County:	SDA 10 ▾	SUTQ Rating:	All ▾	Total Duration:	0.00	Center Type:	All ▾	Publicly Funded:	All ▾	POWER Status:	All ▾
					100.00	Beale Code:	All ▾	Student Age Group:	All ▾	POWER Levels:	All ▾

NUMBER OF WORKERS		AVG ECE DURATION (In Years)		HOURLY WAGE BANDS (USD)	
TOTAL LEAVER	TOTAL STAYER	LEAVER	STAYER	LEAVER (Hourly Wage MED)	STAYER (Hourly Wage MED)
<b>294</b>	<b>3,276</b>				
.		.		.	
.		.		.	



Date: 202507 Program Type: Multiple select... Job Title: All Teacher Age Group: All Education: All TEACH Status: All  
 202509 Position Type: All Credential: All TEACH Models: All  
 SDA>County: SDA 10 SUTQ Rating: All Total Duration: 0.00 Center Type: All Publicly Funded: All POWER Status: All  
 100.00 Beale Code: All Student Age Group: All POWER Levels: All

### NUMBER OF WORKERS

### AVG ECE DURATION (In Years)

### HOURLY WAGE BANDS (USD)

LEAVER

STAYER

# 8.24%

# 91.76%

LEAVER

STAYER

# 3.37

# 5.53


LEAVER (Hourly Wage MED)

STAYER (Hourly Wage MED)

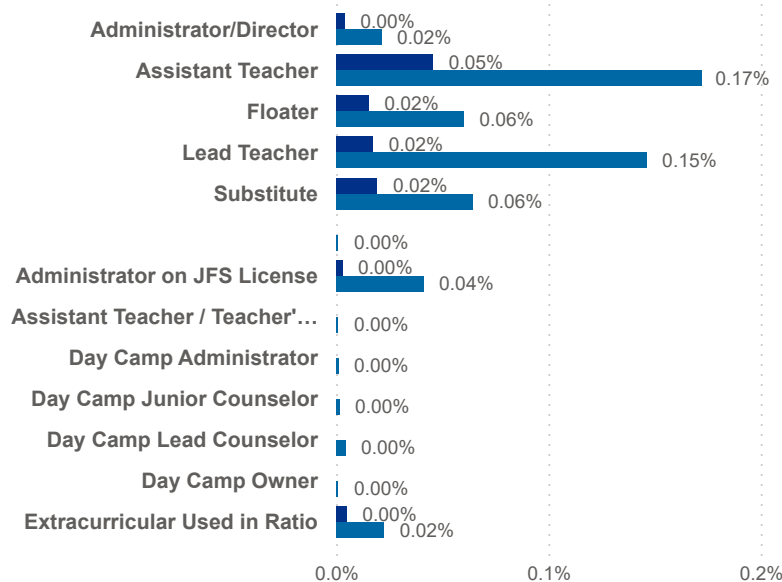
# 12.00

# 14.00

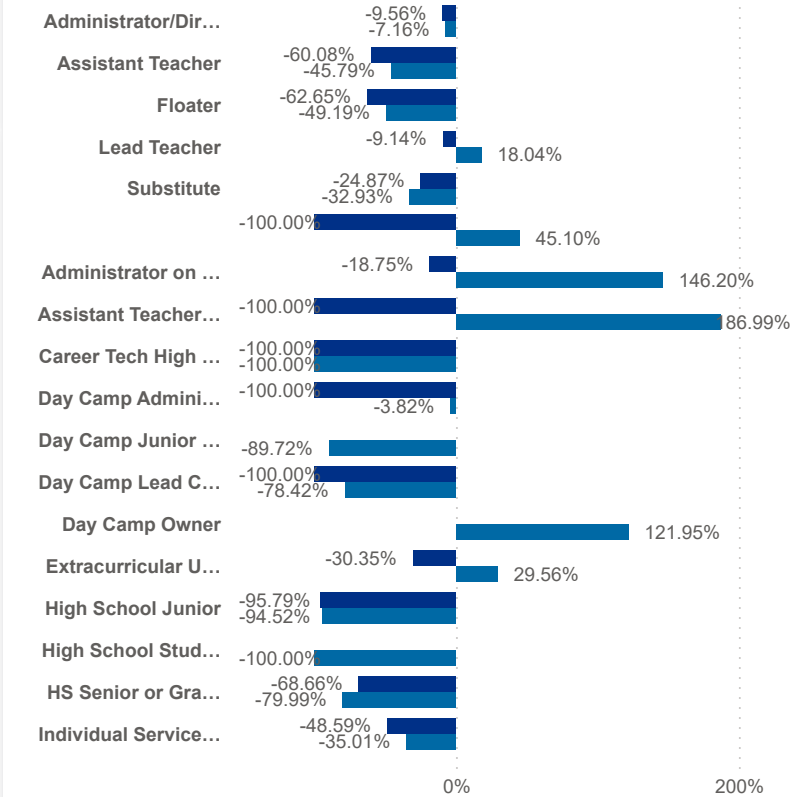
Leaver % Stayer %



Worker Status: Leaver Stayer



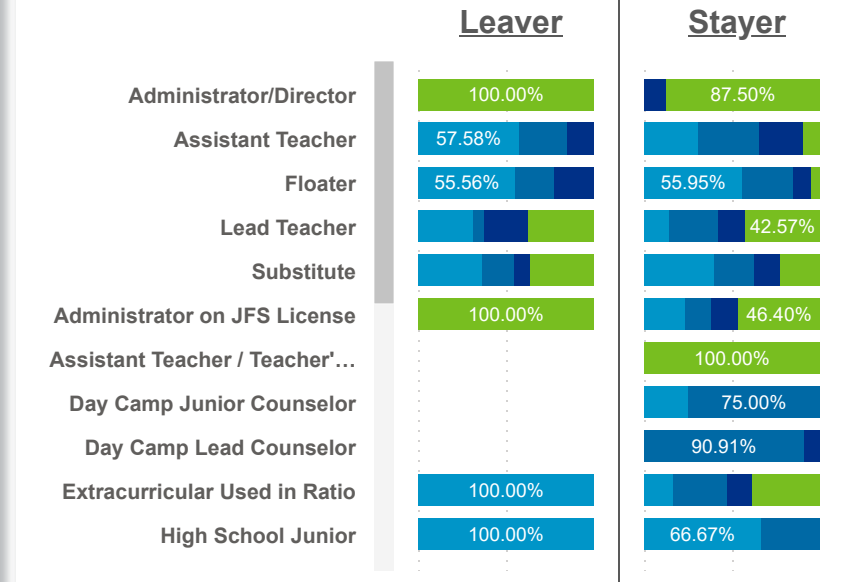
Worker Status: Leaver Stayer



Wage Bands: < 10 10 < .. < 11.6 11.6 < .. < 14 > 14



Wage Bands: < 10 10 < .. < 11.6 11.6 < .. < 14 > 14





Date:  Program Type: 
 Job Title:  Teacher Age Group:  Education:  TEACH Status: 
  
 Position Type:  Credential:  TEACH Models: 
  
 SDA>County:  SUTQ Rating:  Total Duration:  Center Type:  Publicly Funded:  POWER Status: 
  
 Beale Code:  Student Age Group:  POWER Levels:

### LEAVER (Avg Career Duration)

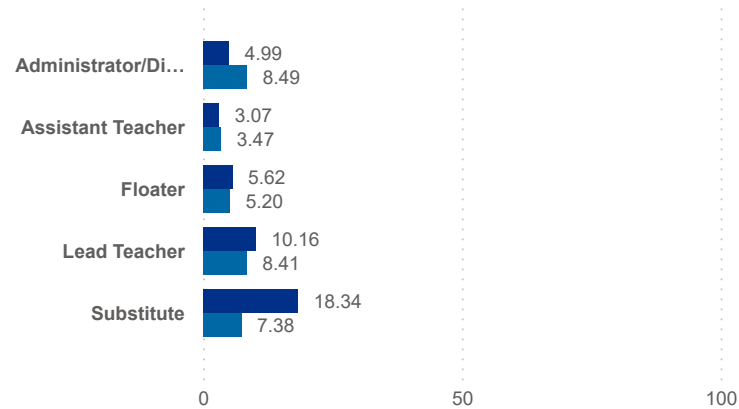
# 9.32

### STAYER (Avg Career Duration)

# 10.60

## Avg Career Duration by Job Title

Worker Status: ● Leaver ● Stayer



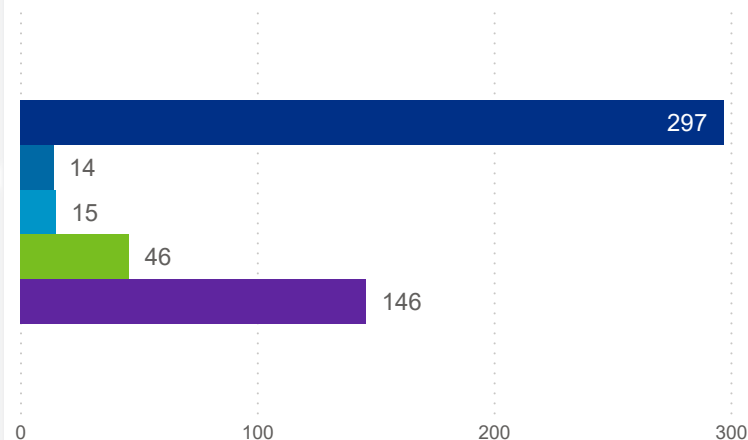
County	Job Title	Longest Serving Profile	\$ / hr	Seniority	Workload	Star Rating (M)
Athens	Administrator/Director	2.33		Early	3.60	
Belmont	Administrator/Director	2.16		Early	3.86	
Guernsey	Administrator/Director	0.08		Early	4.84	
Hocking	Administrator/Director	3.59		Early	8.21	
Monroe	Administrator/Director	2.47		Early	1.14	
Morgan	Administrator/Director	1.00		Early	6.50	
Muskingum	Administrator/Director	2.59		Early	10.90	
Noble	Administrator/Director	0.04		Early	10.20	
Perry	Administrator/Director	1.28		Early	7.00	
Washington	Administrator/Director	2.05		Early	4.27	
Perry	Administrator/Director	2.78	17.00	Early	42.66	

### TOTAL STAYER

# 3,276

## Turnover Reasons

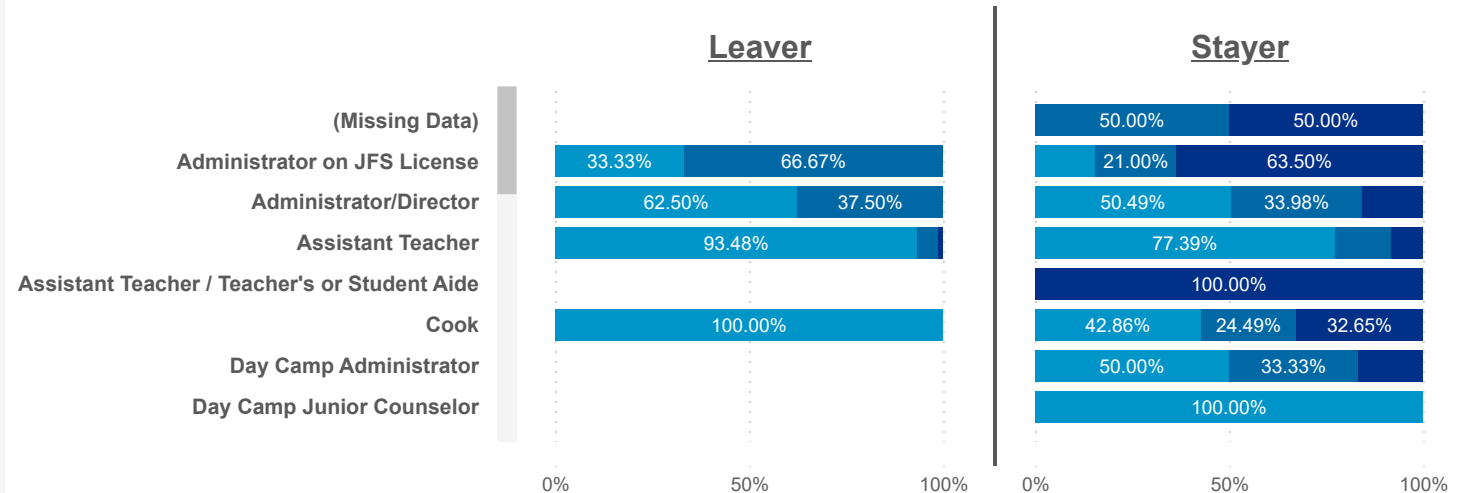
● Churn ● Internal ● Promotion ● Seasonal ● Transfer



### STAYER (Promotion)

# 15

Seniority: ● Early ● Mid ● Senior





Date:  Program Type: 
 Job Title:  Teacher Age Group:  Education:  TEACH Status:

Date:  Position Type: 
 SUTQ Rating:  Total Duration:  Center Type:  Publicly Funded:  POWER Status:

SDA>County:  Beale Code:  Student Age Group:  POWER Levels:

### LEAVER (Avg Career Duration)

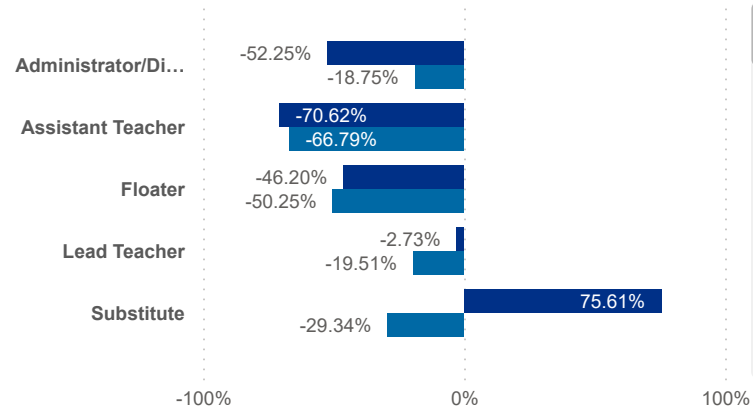
# 9.32

### STAYER (Avg Career Duration)

# 10.60

## Avg Career Duration by Job Title vs Mean

Worker Status: ● Leaver ● Stayer



County	Job Title	Longest Serving Profile	\$ / hr	Seniority	Workload	Star Rating (mean)
Guernsey	Lead Teacher	0.00	13.00	Mid	6.40	3.0
Muskingum	Substitute	0.00	11.75	Early	4.90	0.0
Washington	Other Staff Counted In Ratio	0.01	14.42	Early	2.33	3.0
Muskingum	Assistant Teacher	0.02	13.25	Early	24.00	1.0
Muskingum	Assistant Teacher	0.02	19.64	Early	12.92	3.0
Athens	Lead Teacher	0.02	12.50	Early	3.64	0.0
Muskingum	Lead Teacher	0.02	15.25	Early	6.83	0.0
Athens	High School Junior	0.02		Early	2.33	1.0
Muskingum	HS Senior or Graduate <18	0.02		Early	1.40	3.0
Muskingum	Other Staff Counted In Ratio	0.02	20.39	Early	28.89	0.0
Belmont	Assistant Teacher	0.03	14.00	Early	4.80	0.0

### TOTAL STAYER

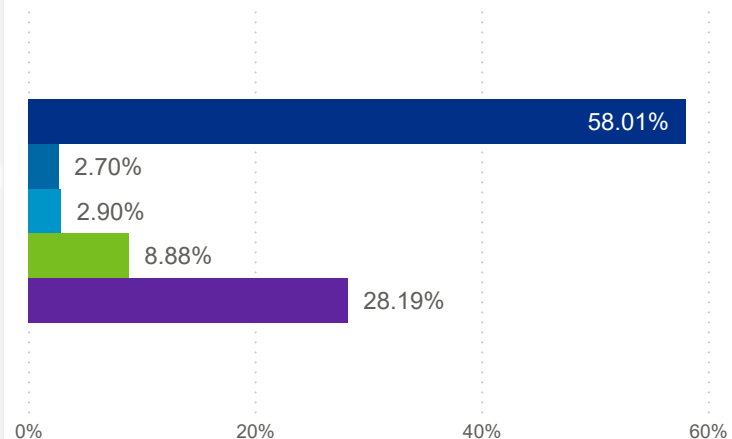
# 3,276

### STAYER (Promotion)

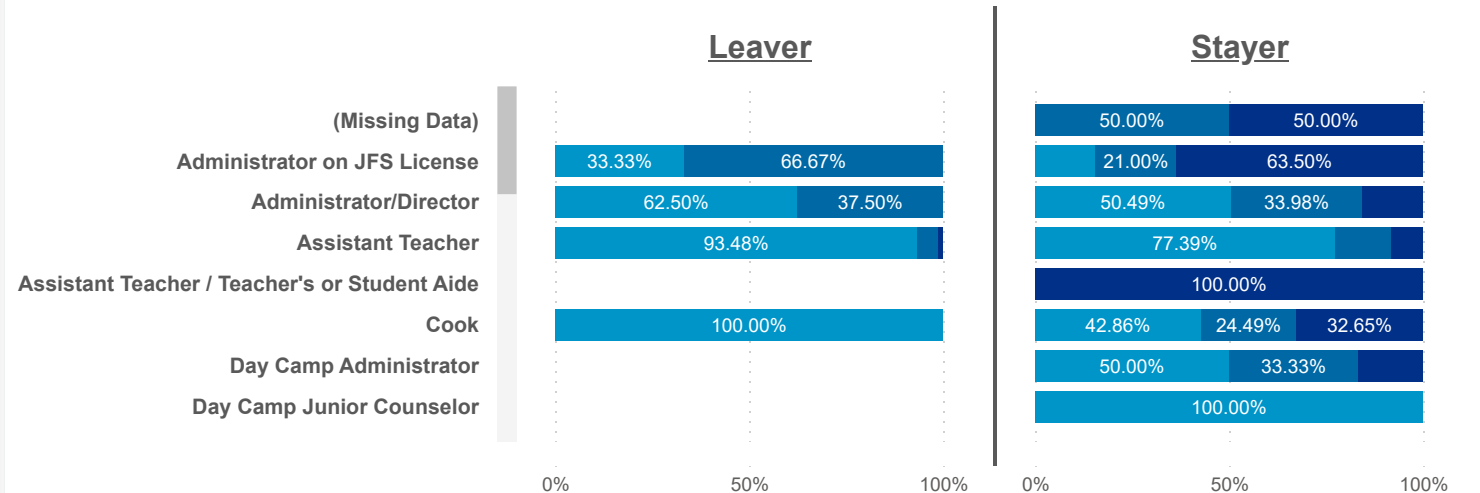
# 15

## Turnover Reasons

● Churn ● Internal ● Promotion ● Seasonal ● Transfer



Seniority: ● Early ● Mid ● Senior





Date:  Program Type: 
 Job Title:  Teacher Age Group:  Education:  TEACH Status:

Date:  Position Type: 
 SUTQ Rating:  Total Duration:  Center Type:  Publicly Funded:  POWER Status:

SDA>County:  Beale Code:  Student Age Group:  POWER Levels:

### PAY MEDIAN (USD)

### PAY PROGRESSION (USD)

### PAY & CAREER SENIORITY (USD)

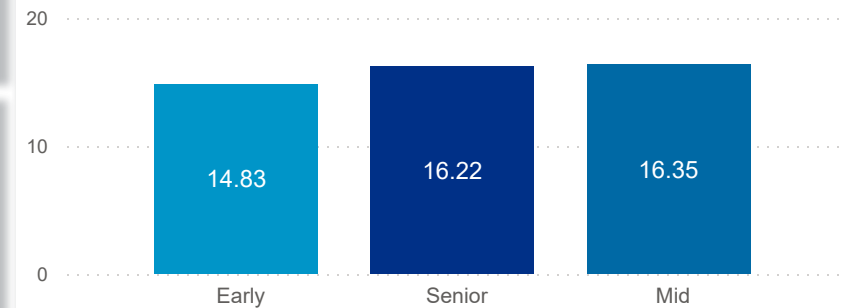
**LEAVER**  
**12.00**

**STAYER**  
**14.00**

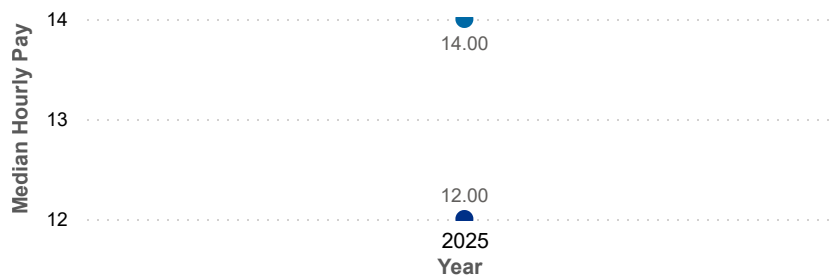
**LEAVER**  
**0.58**

**STAYER**  
**0.74**

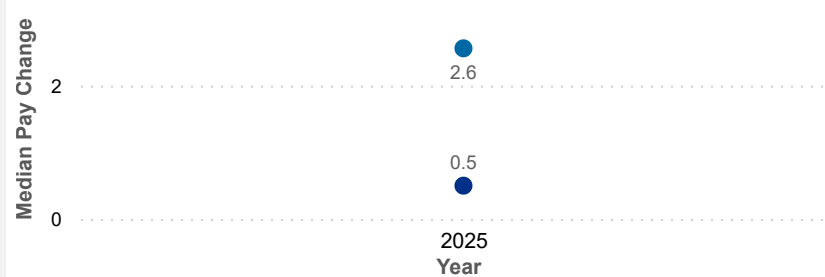
Seniority: ● Early ● Senior ● Mid



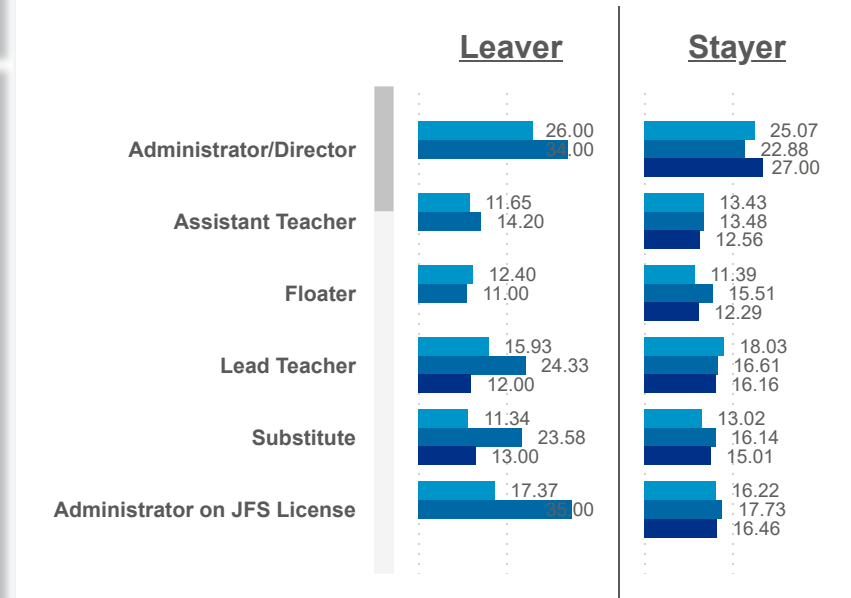
Worker Status: ● Leaver ● Stayer



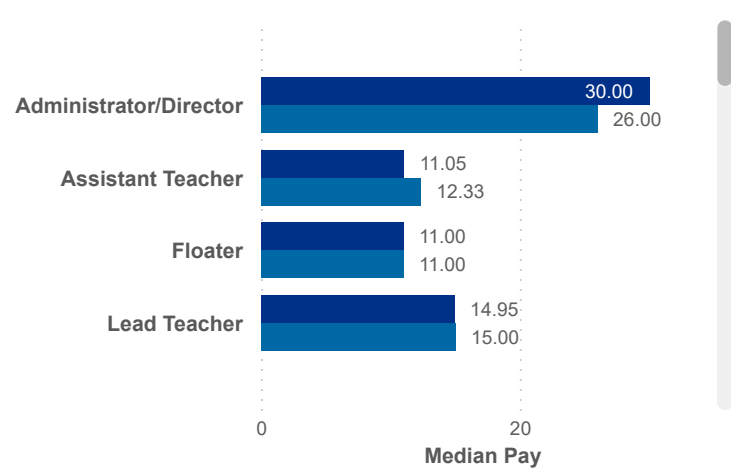
Worker Status: ● Leaver ● Stayer



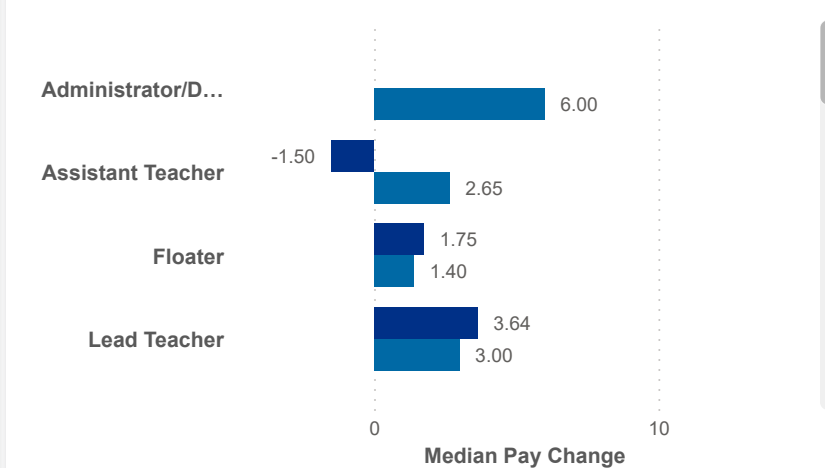
Seniority: ● Early ● Mid ● Senior



Worker Status: ● Leaver ● Stayer



Worker Status: ● Leaver ● Stayer





Date:  Program Type: 
 Job Title:  Teacher Age Group:  Education:  TEACH Status:

Date:  Position Type: 
 SUTQ Rating:  Total Duration:  Center Type:  Publicly Funded:  POWER Status:

SDA>County:  Total Duration:  Beale Code:  Student Age Group:  POWER Levels:

### PAY MEDIAN (USD)

### PAY PROGRESSION (USD)

### PAY & CAREER SENIORITY (USD)

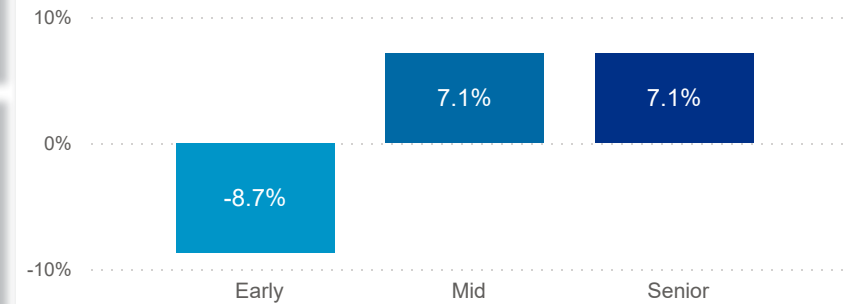
**LEAVER**  
**12.00**

**STAYER**  
**14.00**

**LEAVER**  
**0.58**

**STAYER**  
**0.74**

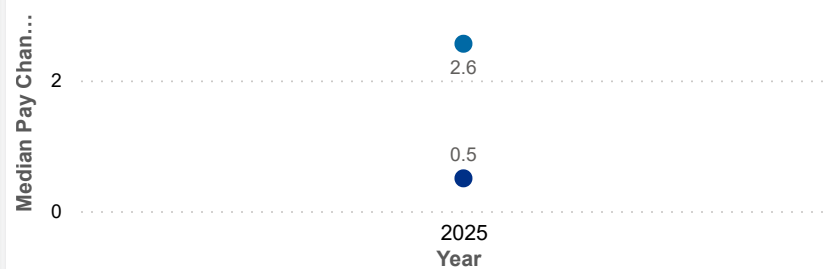
Seniority: ● Early ● Mid ● Senior



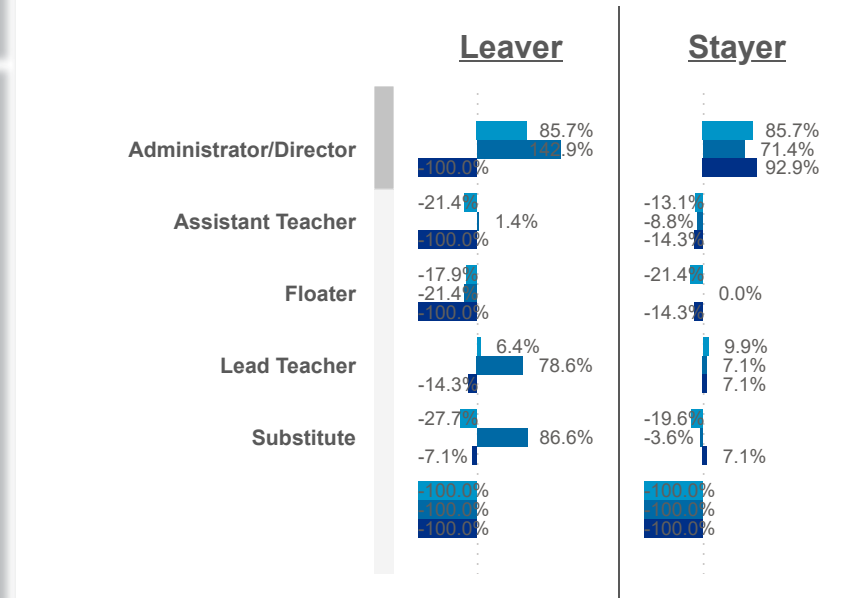
Worker Status: ● Leaver ● Stayer



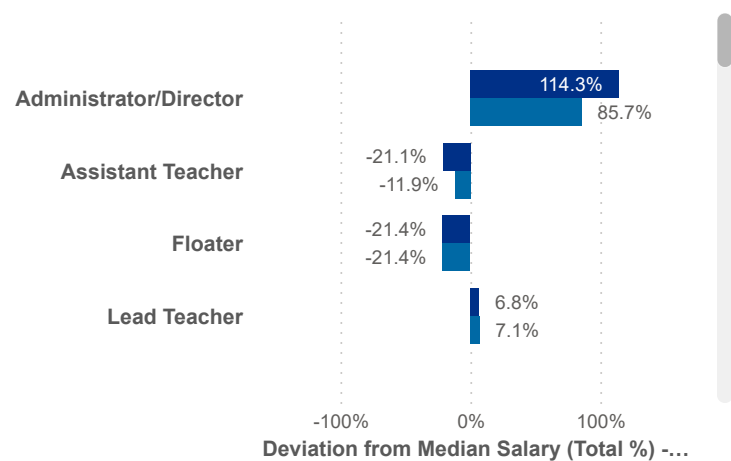
Worker Status: ● Leaver ● Stayer



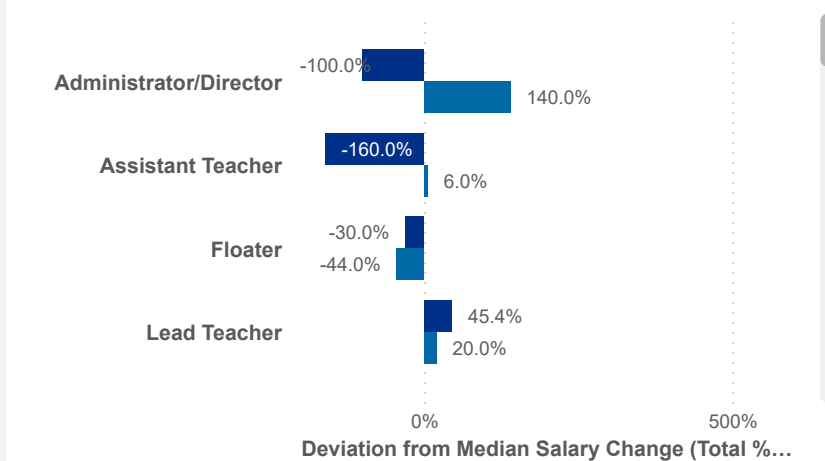
Seniority: ● Early ● Mid ● Senior



Worker Status: ● Leaver ● Stayer



Worker Status: ● Leaver ● Stayer





Date: 202507 Program Type: Multiple select... Job Title: All Teacher Age Group: All Education: All TEACH Status: All

202509 Position Type: All Credential: All TEACH Models: All

SDA>County: SDA 10 SUTQ Rating: All Total Duration: 0.00 Center Type: All Publicly Funded: All POWER Status: All

100.00 Beale Code: All Student Age Group: All POWER Levels: All

Workload Median (Total)

4.40

Workload Median (Leaver)

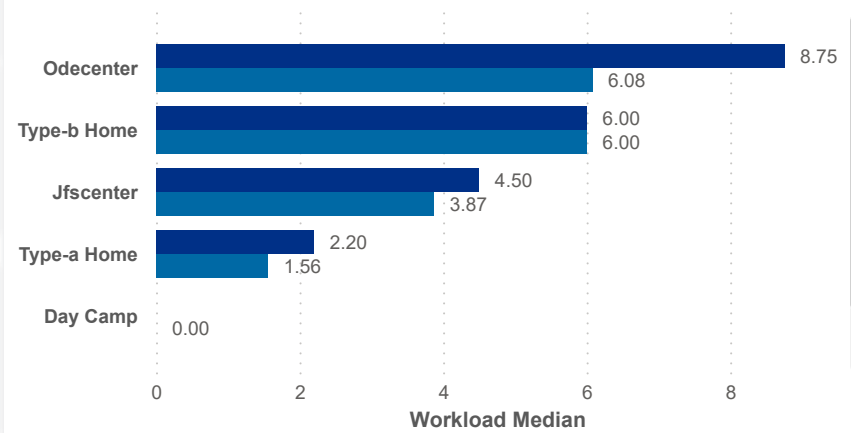
5.00

Workload Median (Stayer)

4.40

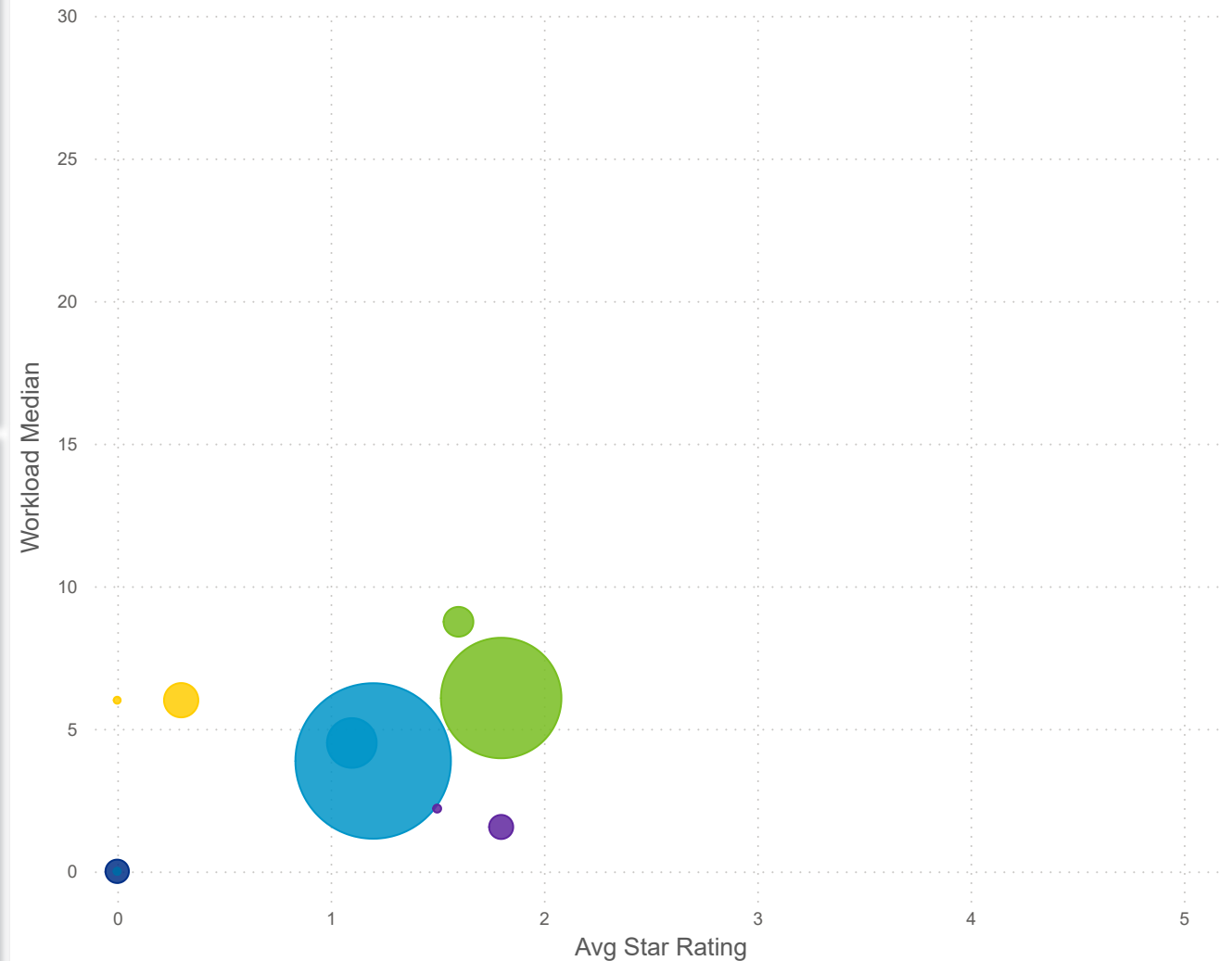
Workload Median

Worker status ● Leaver ● Stayer



Star Rating Mean, Workload Median, and Number of Users by Worker Status and Center Type

Center Type: ● Day Camp ● Inhome Aide ● Jfscenter ● Odecenter ● Type-a Home ● Type-b Home

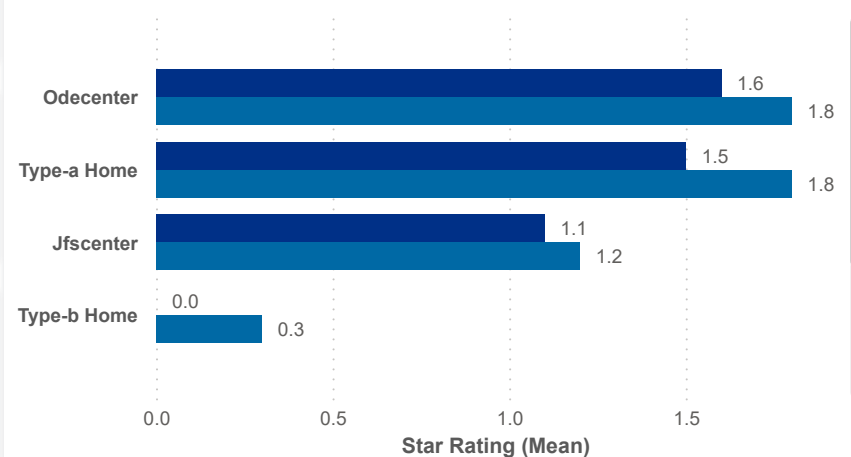


Star Rating Mean (Total)

1.4

Star Rating Mean

Worker status ● Leaver ● Stayer



Star Rating Mean (Leaver)

1.2

Star Rating Mean (Stayer)

1.4



Date:  Program Type: 
 Job Title:  Teacher Age Group:  Education:  TEACH Status:

Date:  Position Type: 
 SUTQ Rating:  Total Duration:  Center Type:  Publicly Funded:  POWER Status:

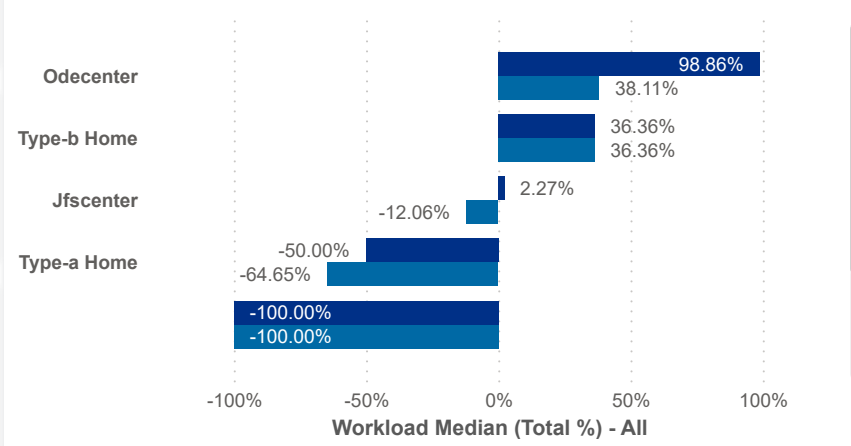
SDA>County:  Beale Code:  Student Age Group:  POWER Levels:

### Workload Median (Total)

4.40

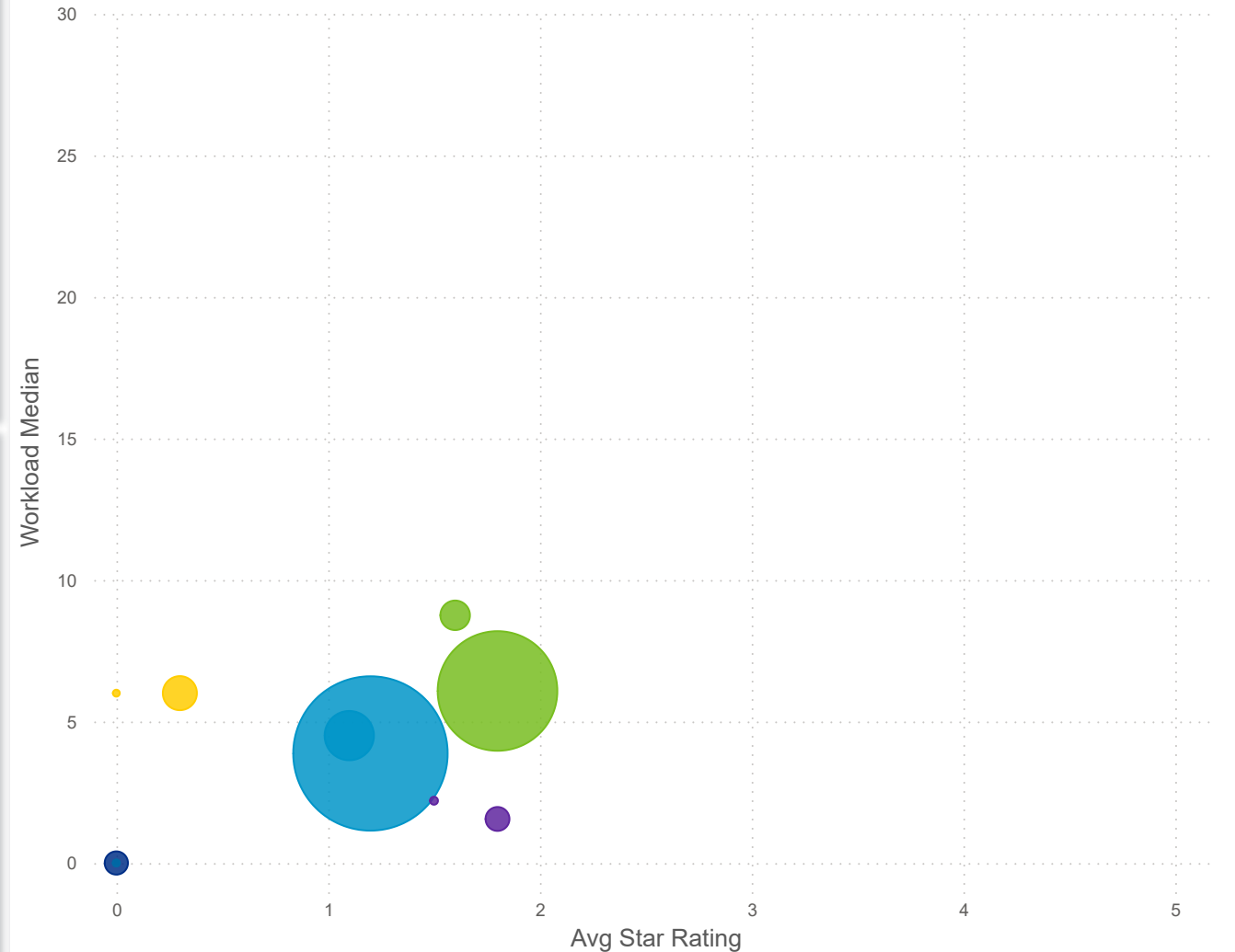
### Workload Median (Total %)

Worker status ● Leaver ● Stayer



### Star Rating Mean, Workload Median, and Number of Users by Worker Status and Center Type

Center Type: ● Day Camp ● Inhome Aide ● Jfscenter ● Odecenter ● Type-a Home ● Type-b Home



### Workload Median (Leaver)

5.00

### Workload Median (Stayer)

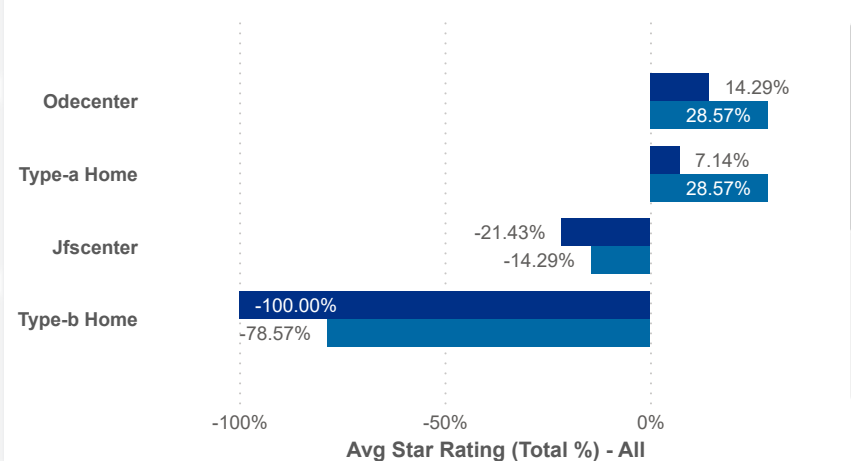
4.40

### Star Rating Mean (Total)

1.4

### Star Rating Mean (Total %)

Worker status ● Leaver ● Stayer



### Star Rating Mean (Leaver)

1.2

### Star Rating Mean (Stayer)

1.4



Date:  Program Type: 
 Job Title:  Teacher Age Group:  Education:  TEACH Status:

Date:  Position Type: 
 SUTQ Rating:  Total Duration:  Center Type:  Publicly Funded:  POWER Status:

SDA>County:  Beale Code:  Student Age Group:  POWER Levels:

### PAY MEAN (USD)

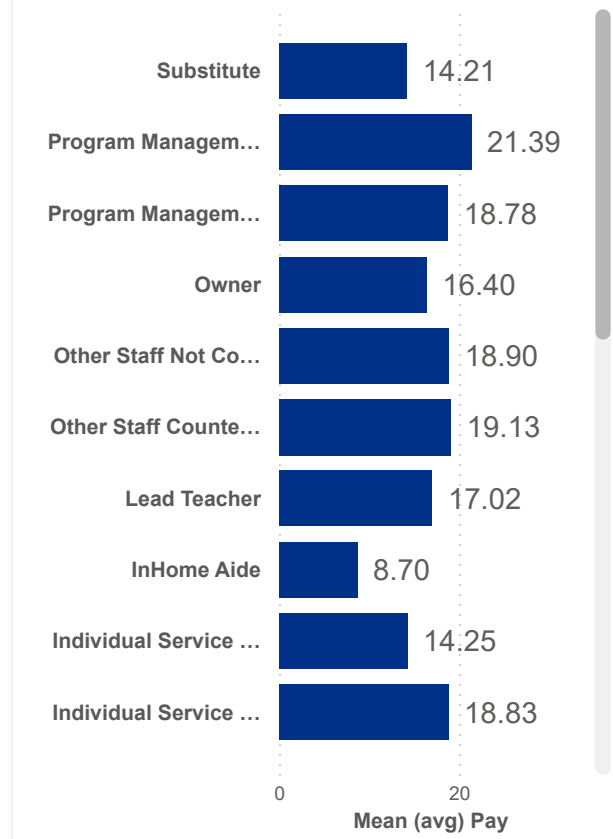
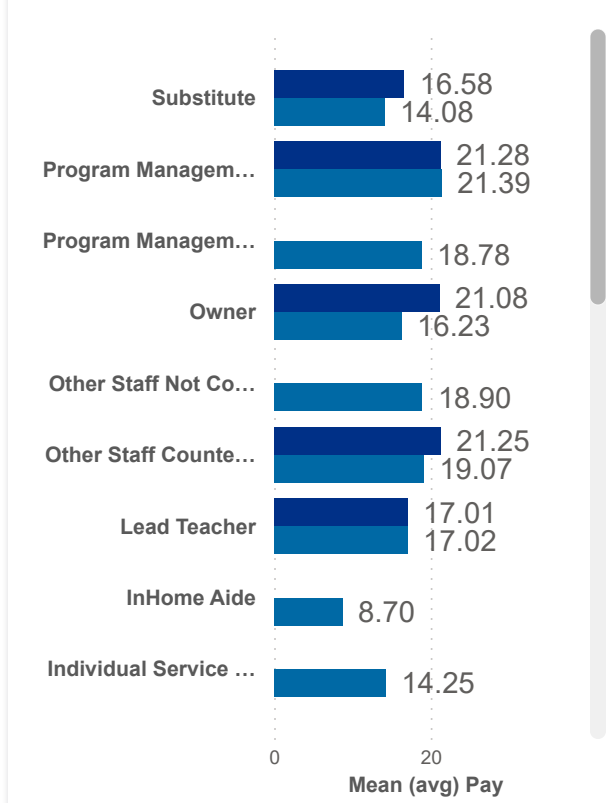
LEAVER	STAYER	COMBINED
<b>14.90</b>	<b>15.61</b>	<b>15.59</b>

### Salary Mean by Year and Worker Status

Worker status ● Leaver ● Stayer



Worker ... ● Leaver ● Stayer



### Combined Salary Mean by Year and Worker Status

