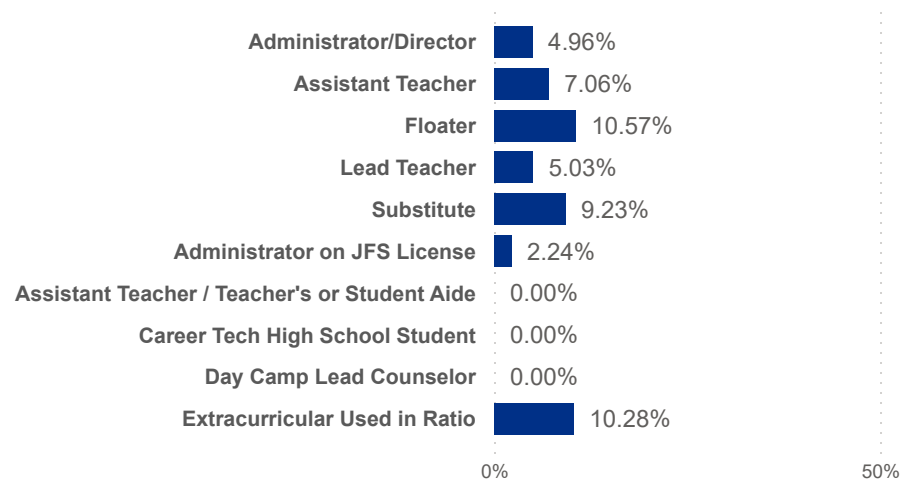




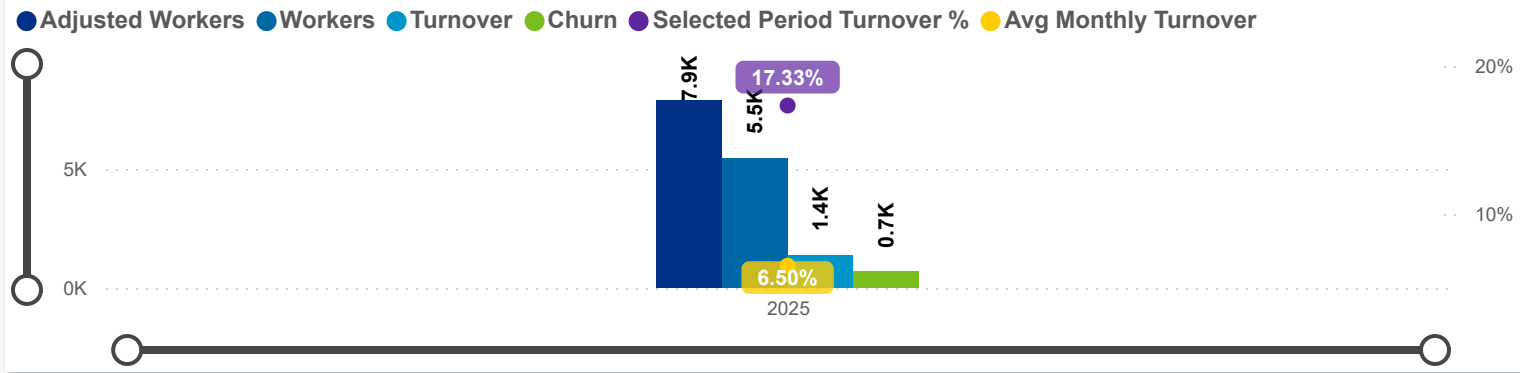
Date: 202507 | Program Type: Multiple select... | Job Title: All | Teacher Age Group: All | Education: All | TEACH Status: All
 202509 | Position Type: All | SUTQ Rating: All | Total Duration: 0.00 | Center Type: All | Publicly Funded: All | POWER Status: All
 SDA>County: SDA 1 | Beale Code: All | Student Age Group: All | POWER Levels: All

Avg Monthly Turnover Rates by Job Title

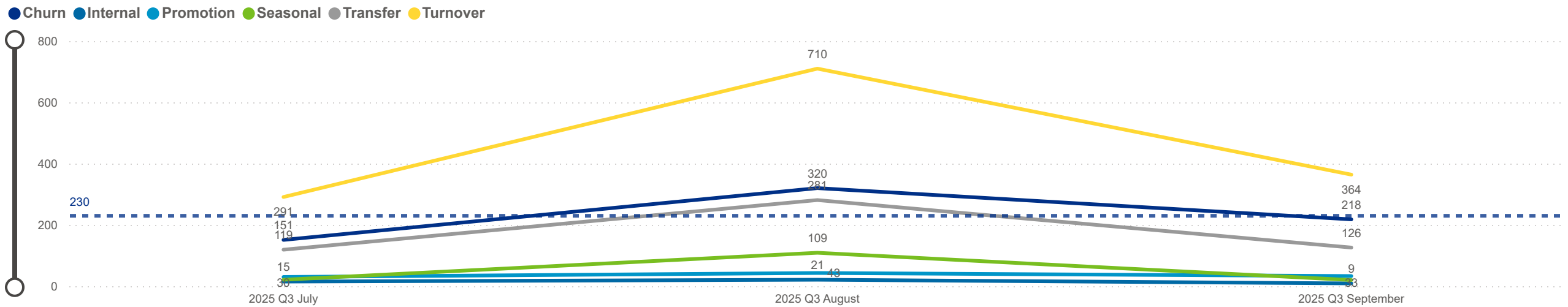


Avg Monthly Turnover	Adjusted Workers	Total Leaver	Total Stayer	Sel Period Turnover
6.50%	7,877	682	7,195	17.33%

Avg Monthly Turnover and Number of Workers



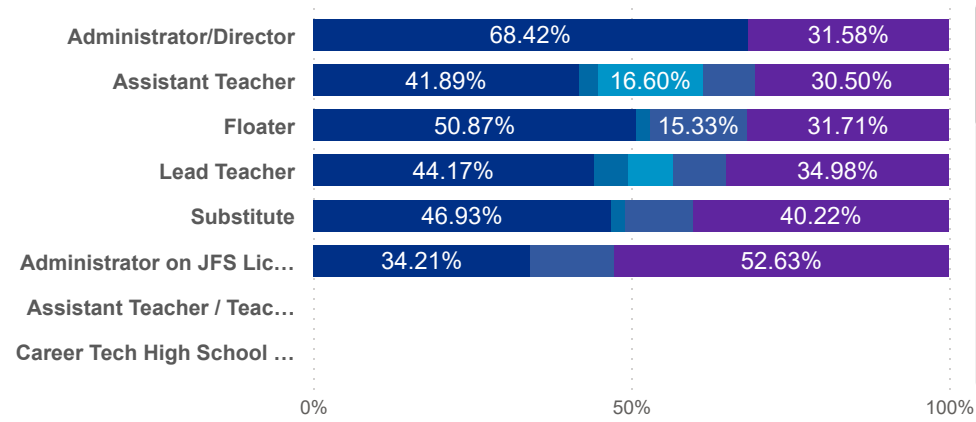
Categorization by Time Series



Date: 202507 | Program Type: Multiple select... | Job Title: All | Teacher Age Group: All | Education: All | TEACH Status: All
 202509 | Position Type: All | SUTQ Rating: All | Total Duration: 0.00 | Center Type: All | Publicly Funded: All | POWER Status: All
 SDA>County: SDA 1 | Beale Code: All | Student Age Group: All | POWER Levels: All

Job Change Reasons by Job Title

● Churn ● Internal ● Promotion ● Seasonal ● Transfer



Avg Monthly Churn

3.28%

Adjusted Workers

7,877

Workload Median

5.45

Pay Median USD / hr

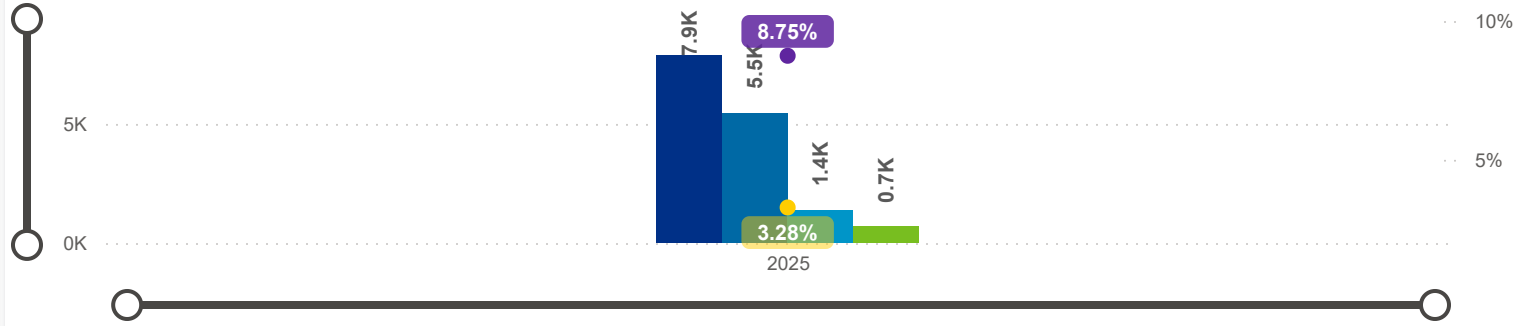
15.00

Avg ECE Duration

5.69

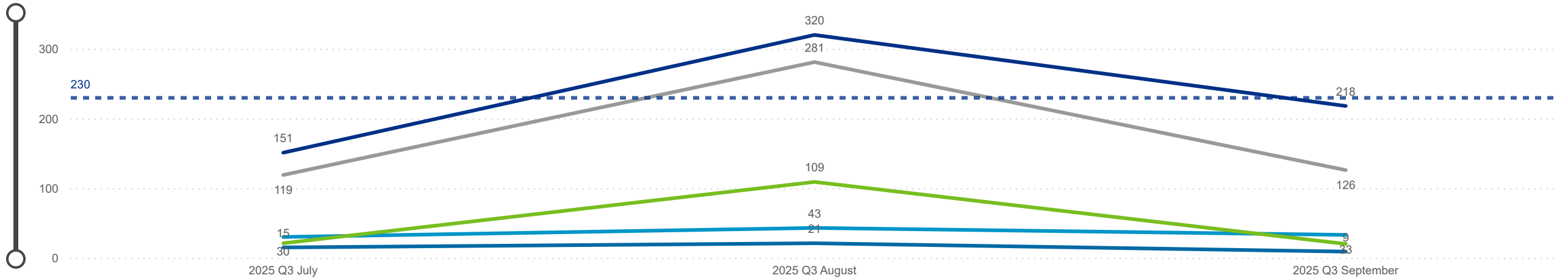
Avg Monthly Churn and Number of Workers

● Adjusted Workers ● Workers ● Turnover ● Churn ● Selected Period Churn % ● Avg Monthly Churn

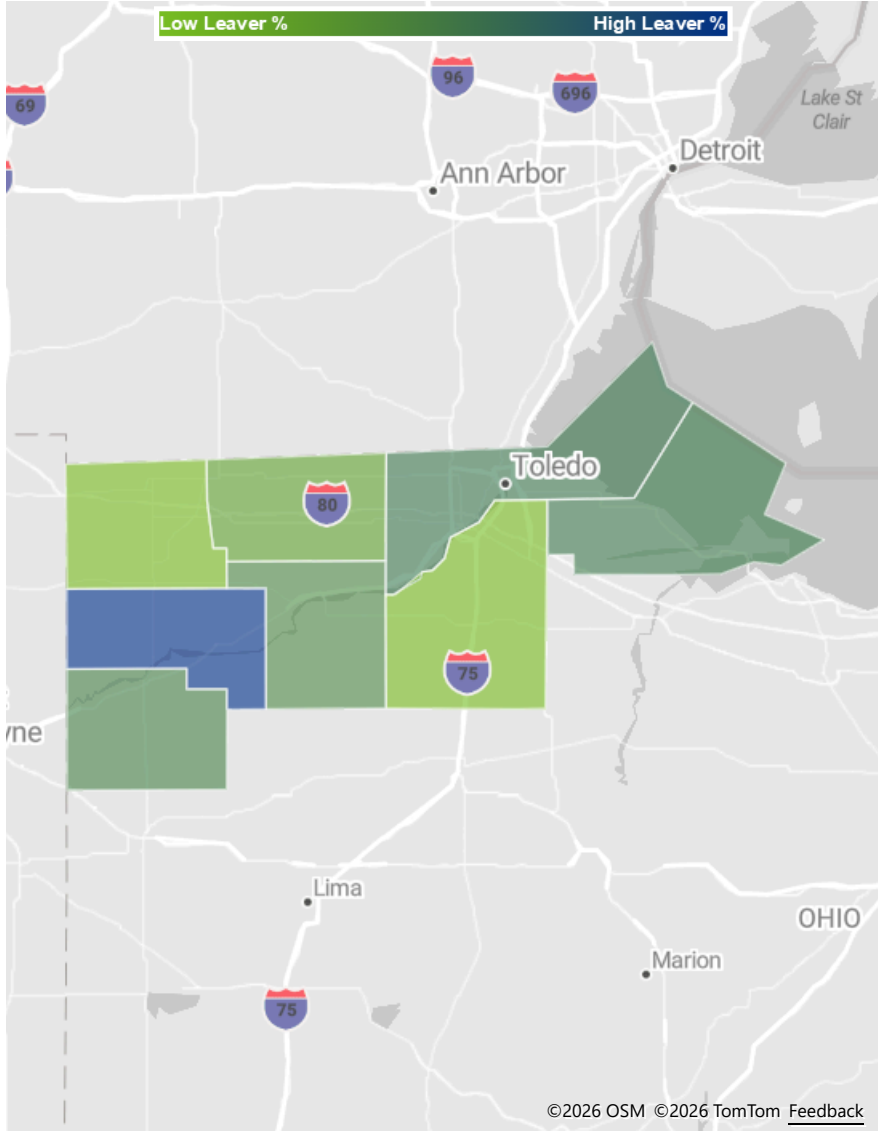


Categorization by Time Series

● Churn ● Internal ● Promotion ● Seasonal ● Transfer

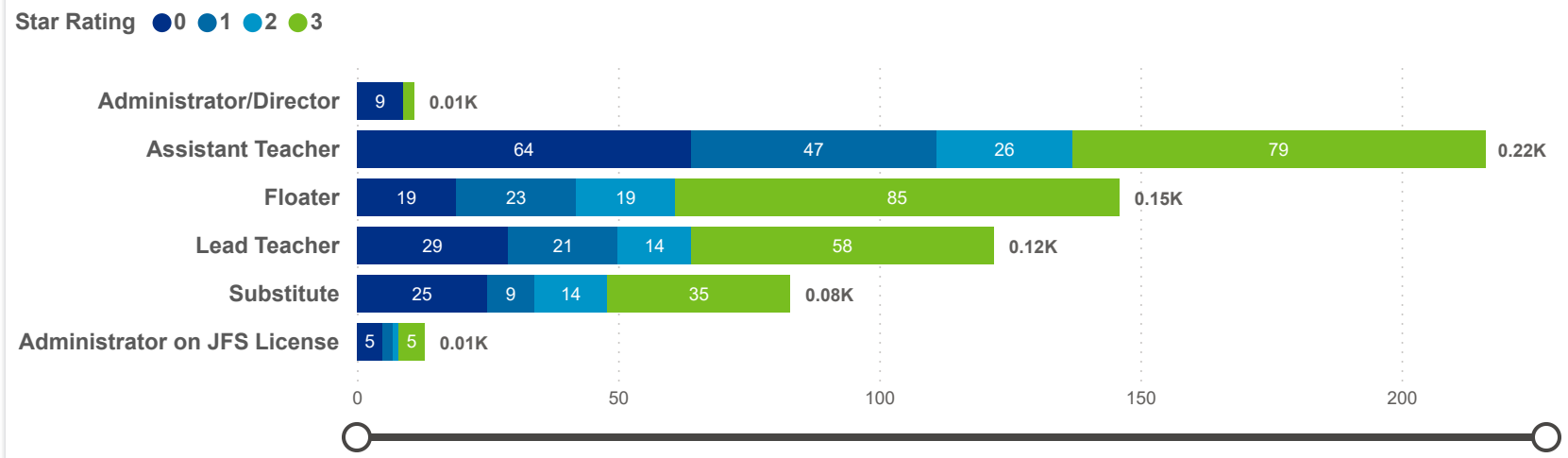


Date: 202507 | Program Type: Multiple select... | Job Title: All | Teacher Age Group: All | Education: All | TEACH Status: All
 202509 | Position Type: All | SUTQ Rating: All | Total Duration: 0.00 | Center Type: All | Publicly Funded: All | POWER Status: All
 SDA>County: SDA 1 | Beale Code: All | Student Age Group: All | POWER Levels: All



ADJUSTED WORKERS 7,877	TOTAL LEAVER 682	TOTAL STAYER 7,195	SELECTED PERIOD CHURN % 8.66%
---	-----------------------------------	-------------------------------------	--

Leaver by Job Title and Star Rating



County	Adjusted Workers	Workers	Workers %	Total Leaver	Total Stayer	Selected Period Churn %	Stayer %	Avg Monthly Churn	Selected Period Turnover %	Avg Monthly Turnover	Workload Median	Avg Star Rating
Henry OH	201	161	2.95%	17	184	8.46%	91.54%	3.23%	17.91%	6.83%	6.36	1.93
Lucas OH	5,044	3,422	62.73%	474	4,570	9.40%	90.60%	3.56%	18.36%	6.93%	5.81	1.75
Defiance OH	395	254	4.66%	54	341	13.67%	86.33%	5.75%	25.82%	10.11%	4.20	1.72
Fulton OH	218	158	2.90%	15	203	6.88%	93.12%	2.64%	14.68%	5.62%	7.83	1.34
Paulding OH	102	74	1.36%	9	93	8.82%	91.18%	3.28%	21.57%	8.03%	4.21	1.32
Ottawa OH	239	181	3.32%	22	217	9.21%	90.79%	3.43%	12.13%	4.52%	6.29	1.22
Wood OH	1,477	1,163	21.32%	80	1,397	5.42%	94.58%	1.96%	12.59%	4.56%	4.28	1.16
Williams OH	202	143	2.62%	11	191	5.45%	94.55%	2.24%	15.84%	5.98%	5.50	0.95
Total	7,877	5,455	100.00%	682	7,195	8.66%	91.34%	3.28%	17.33%	6.50%	5.45	1.59



Date:	202507	Program Type:	Multiple select... ▾	Job Title:	All ▾	Teacher Age Group:	All ▾	Education:	All ▾	TEACH Status:	All ▾
	202509	Position Type:	All ▾					Credential:	All ▾	TEACH Models:	All ▾
SDA>County:	SDA 1 ▾	SUTQ Rating:	All ▾	Total Duration:	0.00	Center Type:	All ▾	Publicly Funded:	All ▾	POWER Status:	All ▾
					100.00	Beale Code:	All ▾	Student Age Group:	All ▾	POWER Levels:	All ▾

NUMBER OF WORKERS		AVG ECE DURATION (In Years)		HOURLY WAGE BANDS (USD)	
TOTAL LEAVER	TOTAL STAYER	LEAVER	STAYER	LEAVER (Hourly Wage MED)	STAYER (Hourly Wage MED)
682	7,195				



Date: Program Type:
 Job Title: Teacher Age Group: Education: TEACH Status:

 Position Type: Credential: TEACH Models:

 SDA>County: SUTQ Rating: Total Duration: Center Type: Publicly Funded: POWER Status:

 Beale Code: Student Age Group: POWER Levels:

NUMBER OF WORKERS

AVG ECE DURATION (In Years)

HOURLY WAGE BANDS (USD)

LEAVER

STAYER

8.66%

91.34%

LEAVER

STAYER

3.91

5.77


LEAVER (Hourly Wage MED)

STAYER (Hourly Wage MED)

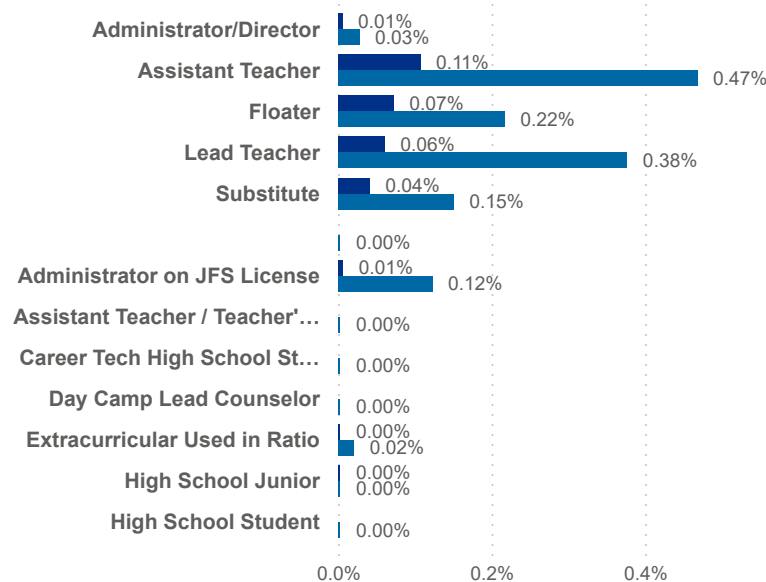
14.00

15.00

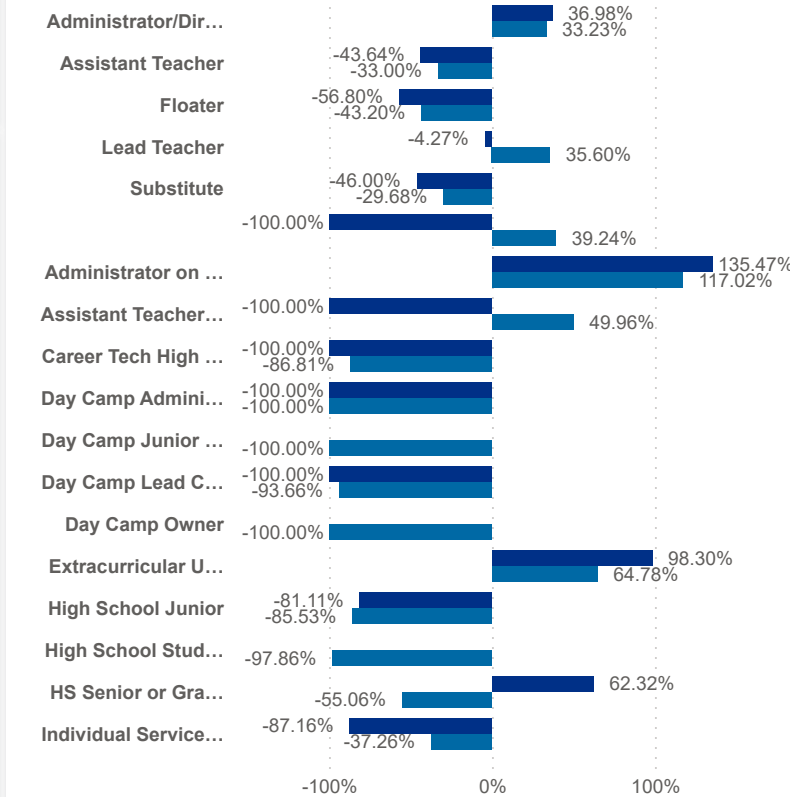
● Leaver % ● Stayer %



Worker Status: ● Leaver ● Stayer



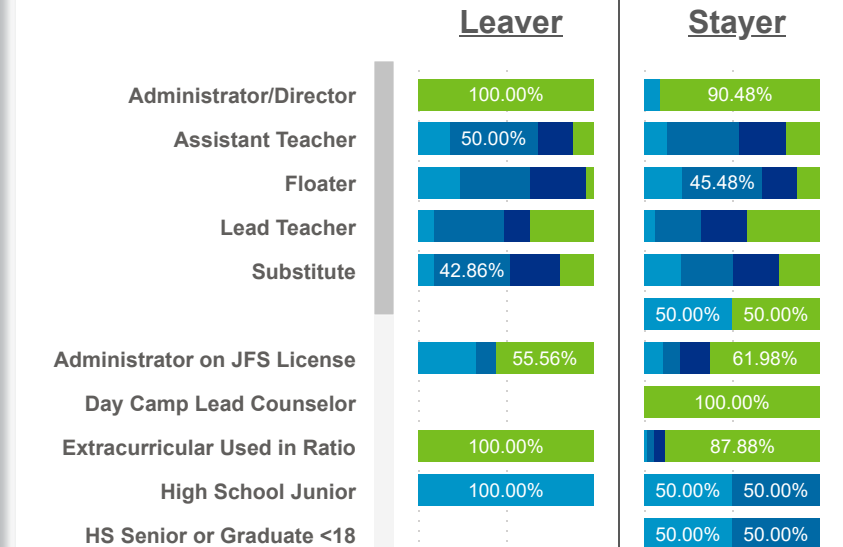
Worker Status: ● Leaver ● Stayer



Wage Bands: ● < 10 ● 10 < .. < 11.6 ● 11.6 < .. < 14 ● > 14



Wage Bands: ● < 10 ● 10 < .. < 11.6 ● 11.6 < .. < 14 ● > 14





Date: Program Type:
 Job Title: Teacher Age Group: Education: TEACH Status:

Date: Position Type:
 SUTQ Rating: Total Duration: Center Type: Publicly Funded: POWER Status:

SDA>County: Beale Code: Student Age Group: POWER Levels:

LEAVER (Avg Career Duration)

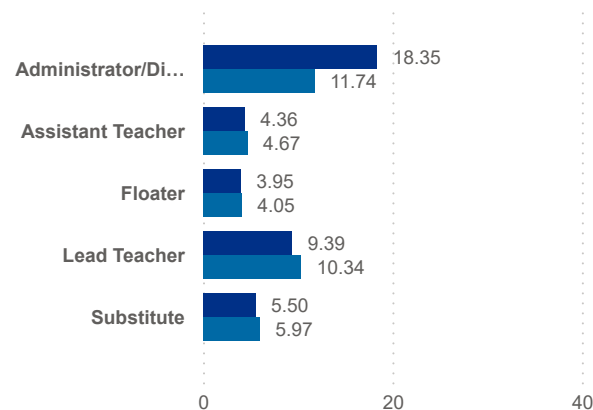
6.30

STAYER (Avg Career Duration)

8.52

Avg Career Duration by Job Title

Worker Status: ● Leaver ● Stayer



County	Job Title	Longest Serving Profile	\$ / hr	Seniority	Workload	Star Rating (Mea)
Defiance	Administrator/Director	1.27		Early	10.69	1
Fulton	Administrator/Director	2.69		Early	15.50	1
Henry	Administrator/Director	3.01		Early	7.67	1
Lucas	Administrator/Director	2.17		Early	7.25	1
Ottawa	Administrator/Director	3.29		Early	73.00	0
Paulding	Administrator/Director	2.75		Early	8.21	0
Williams	Administrator/Director	1.97		Early	17.00	1
Wood	Administrator/Director	1.73		Early	5.75	1
Defiance	Administrator/Director	2.84	20.00	Early	10.00	0
Fulton	Administrator/Director	1.96	20.00	Early	7.50	3
Defiance	Administrator/Director	2.92	25.00	Early	12.00	3

TOTAL STAYER

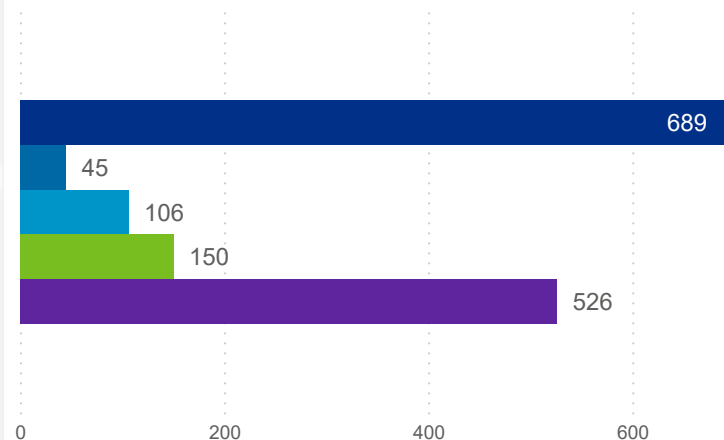
7,195

STAYER (Promotion)

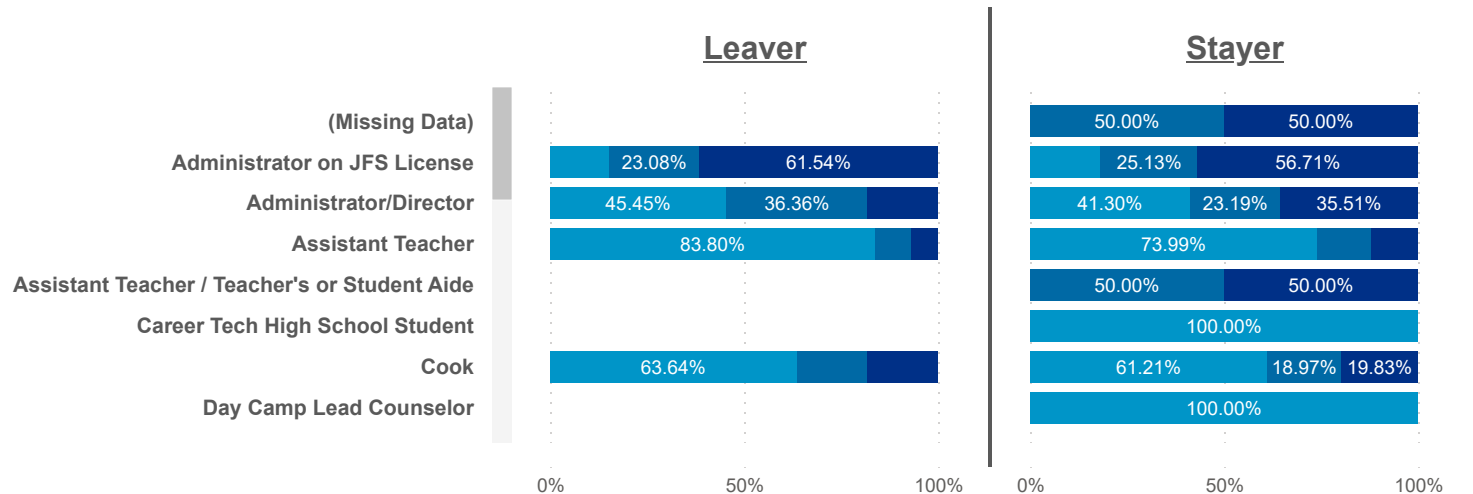
106

Turnover Reasons

● Churn ● Internal ● Promotion ● Seasonal ● Transfer



Seniority: ● Early ● Mid ● Senior





Date: Program Type:
 Job Title: Teacher Age Group: Education: TEACH Status:

Date: Position Type:
 SUTQ Rating: Total Duration: Center Type: Publicly Funded: POWER Status:

SDA>County: Beale Code: Student Age Group: POWER Levels:

LEAVER (Avg Career Duration)

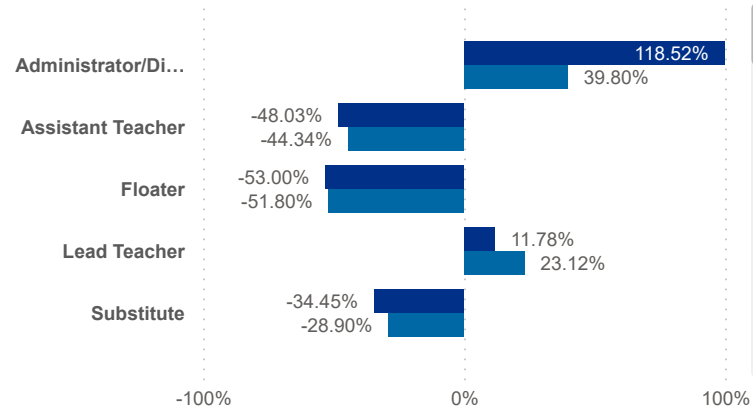
6.30

STAYER (Avg Career Duration)

8.52

Avg Career Duration by Job Title vs Mean

Worker Status: ● Leaver ● Stayer



County	Job Title	Longest Serving Profile	\$ / hr	Seniority	Workload	Star Rating (mean)
Lucas	Assistant Teacher	0.01	15.97	Early	6.39	0.0
Wood	Assistant Teacher	0.01	17.42	Early	3.02	3.0
Lucas	Assistant Teacher	0.01	17.05	Senior	5.81	1.0
Lucas	Substitute	0.01	14.85	Early	4.48	1.0
Paulding	Administrator on JFS License	0.01		Early	0.00	0.0
Lucas	High School Junior	0.01	10.00	Early	2.31	0.0
Fulton	Assistant Teacher	0.02	14.75	Early	6.25	0.0
Wood	Floater	0.02	10.45	Early	4.81	0.0
Paulding	Floater	0.02	10.70	Early	4.37	1.0
Lucas	Floater	0.02	19.00	Senior	13.17	0.0
Lucas	Lead Teacher	0.02	14.21	Early	5.81	1.0

TOTAL STAYER

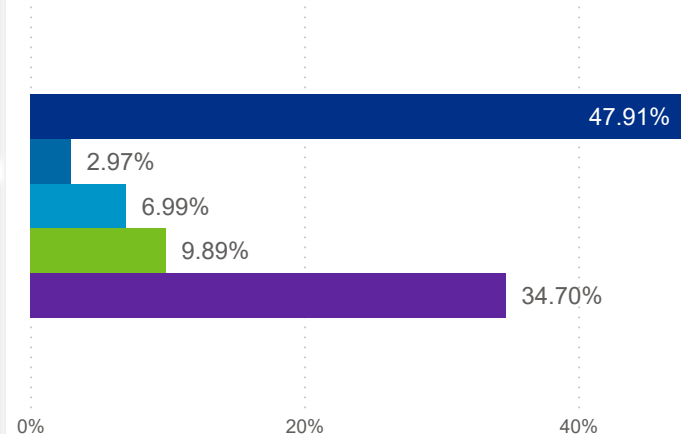
7,195

STAYER (Promotion)

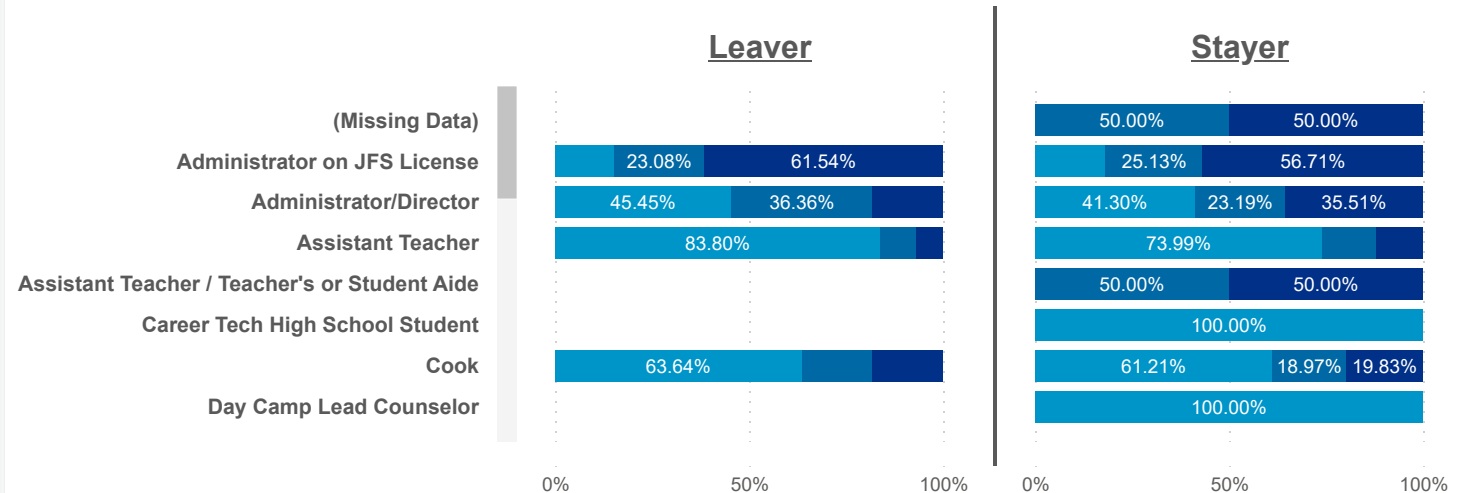
106

Turnover Reasons

● Churn ● Internal ● Promotion ● Seasonal ● Transfer



Seniority: ● Early ● Mid ● Senior





Date: Program Type:
 Job Title: Teacher Age Group: Education: TEACH Status:

Date: Position Type:
 SUTQ Rating: Total Duration: Center Type: Publicly Funded: POWER Status:

SDA>County: Total Duration: Beale Code: Student Age Group: POWER Levels:

PAY MEDIAN (USD)

LEAVER

14.00

STAYER

15.00

Worker Status: ● Leaver ● Stayer



PAY PROGRESSION (USD)

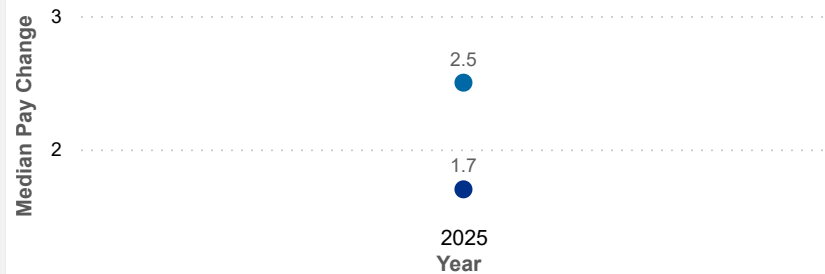
LEAVER

0.50

STAYER

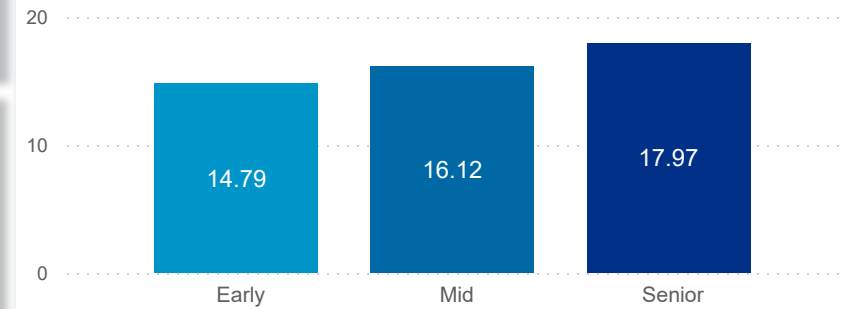
0.75

Worker Status: ● Leaver ● Stayer



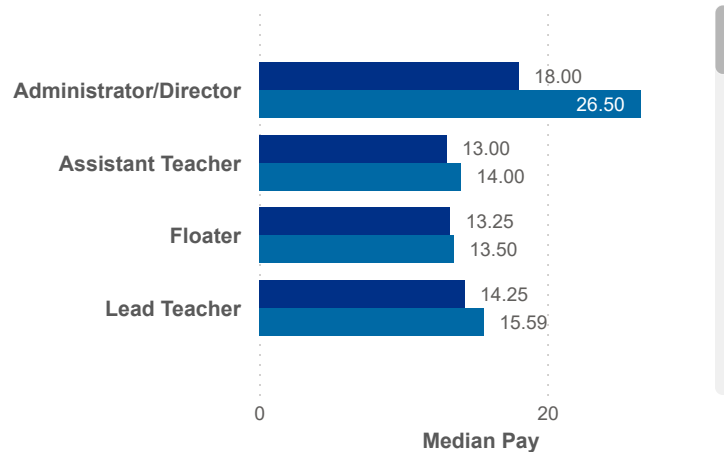
PAY & CAREER SENIORITY (USD)

Seniority: ● Early ● Mid ● Senior

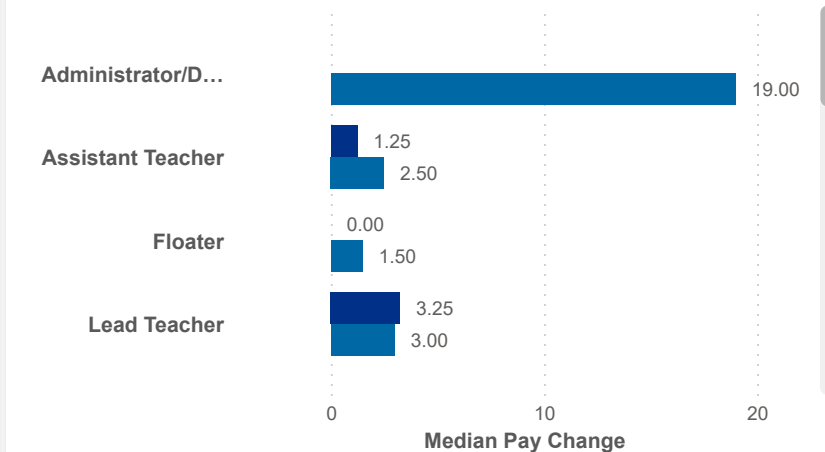


Seniority: ● Early ● Mid ● Senior

Worker Status: ● Leaver ● Stayer

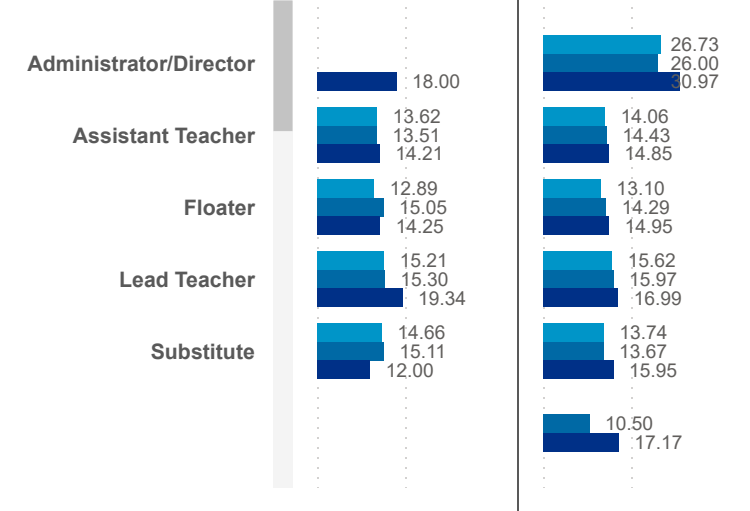


Worker Status: ● Leaver ● Stayer



Leaver

Stayer





Date: 202507 | Program Type: Multiple select... | Job Title: All | Teacher Age Group: All | Education: All | TEACH Status: All
 202509 | Position Type: All | SUTQ Rating: All | Total Duration: 0.00 | Center Type: All | Publicly Funded: All | POWER Status: All
 SDA>County: SDA 1 | Beale Code: All | Student Age Group: All | POWER Levels: All

PAY MEDIAN (USD)

LEAVER

14.00

STAYER

15.00

PAY PROGRESSION (USD)

LEAVER

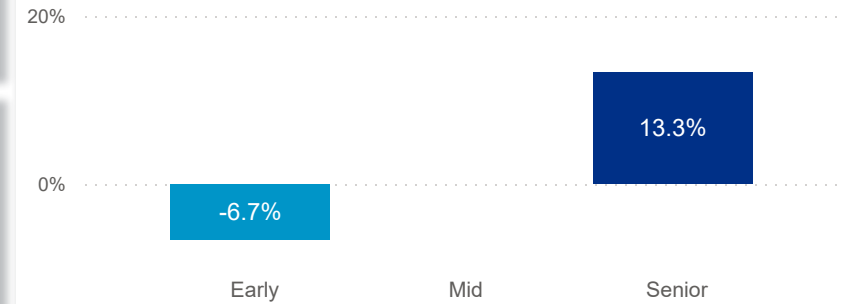
0.50

STAYER

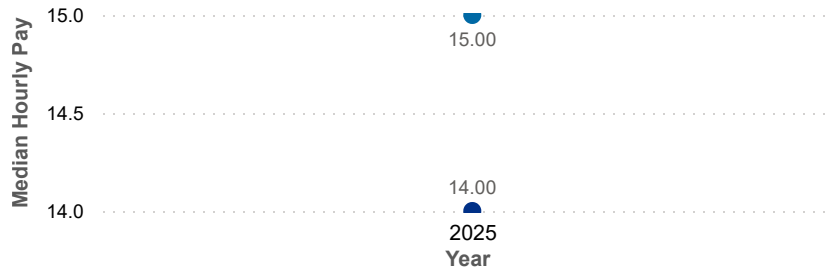
0.75

PAY & CAREER SENIORITY (USD)

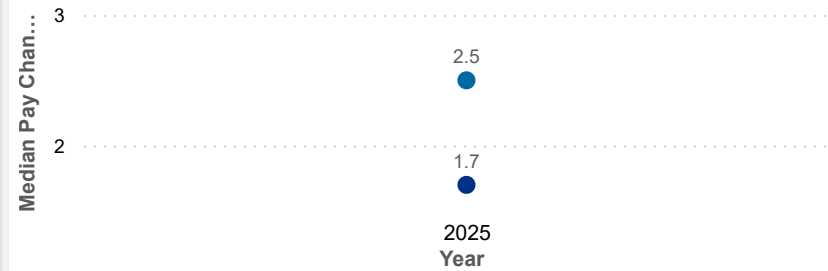
Seniority: ● Early ● Mid ● Senior



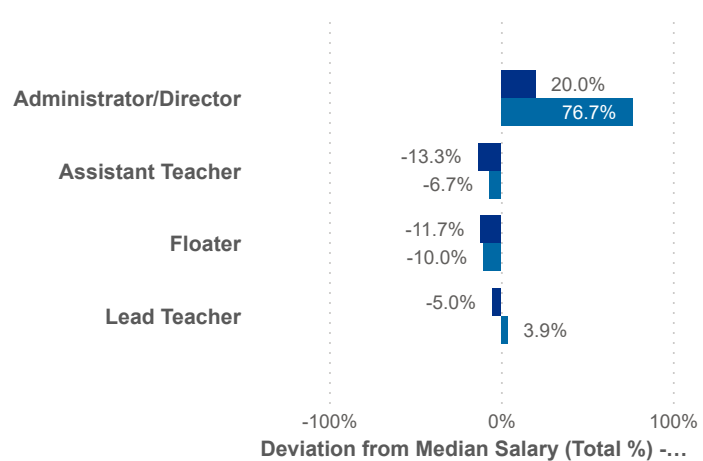
Worker Status: ● Leaver ● Stayer



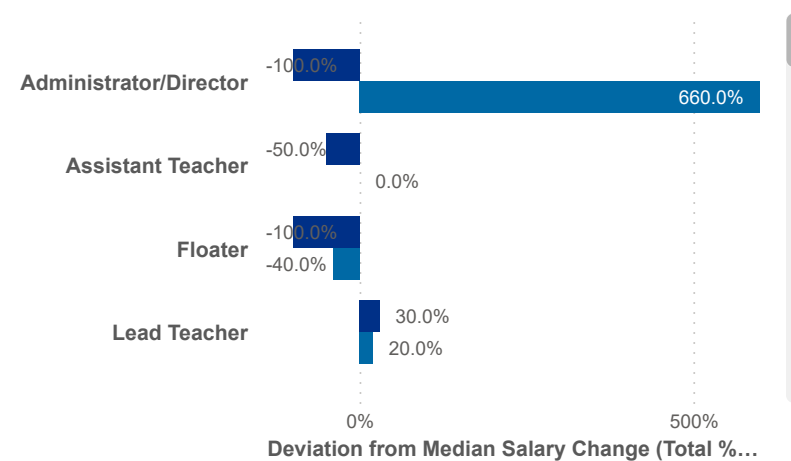
Worker Status: ● Leaver ● Stayer



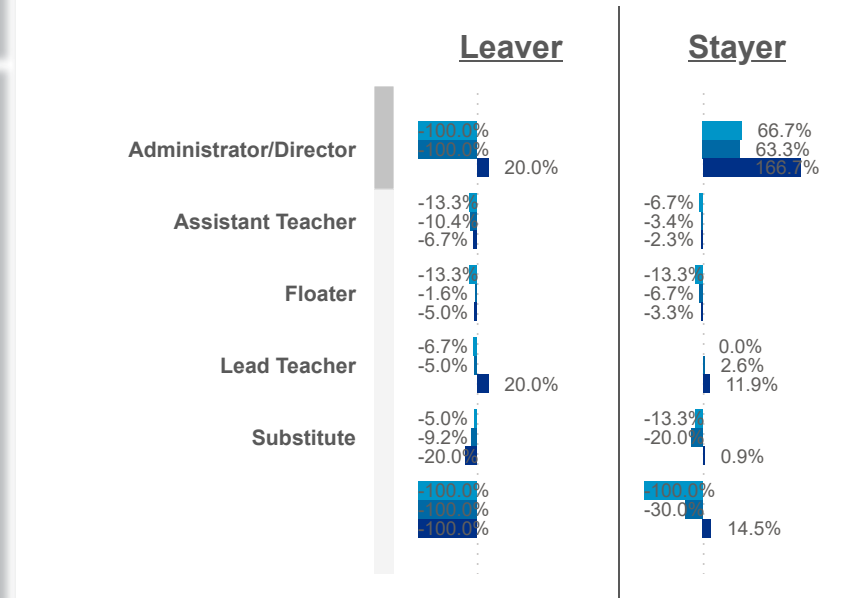
Worker Status: ● Leaver ● Stayer



Worker Status: ● Leaver ● Stayer



Seniority: ● Early ● Mid ● Senior





Date: 202507 | Program Type: Multiple select... | Job Title: All | Teacher Age Group: All | Education: All | TEACH Status: All

202509 | Position Type: All | SUTQ Rating: All | Total Duration: 0.00 | Center Type: All | Publicly Funded: All | TEACH Models: All

SDA>County: SDA 1 | Total Duration: 100.00 | Beale Code: All | Student Age Group: All | POWER Status: All

POWER Levels: All

Workload Median (Total)

5.45

Workload Median (Leaver)

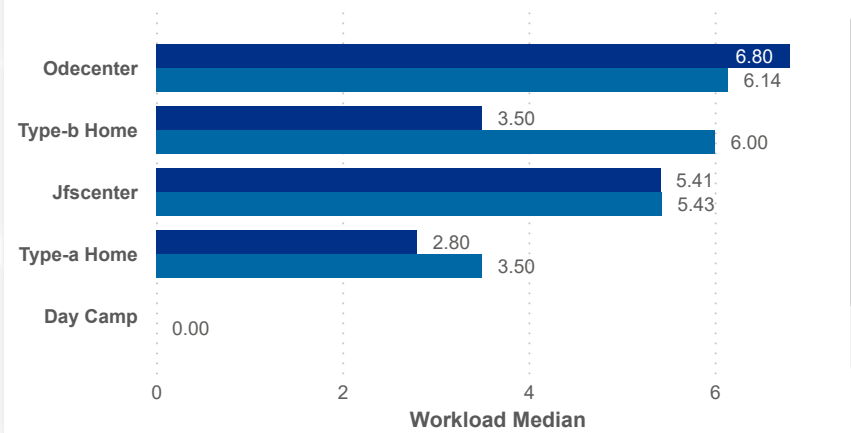
5.50

Workload Median (Stayer)

5.45

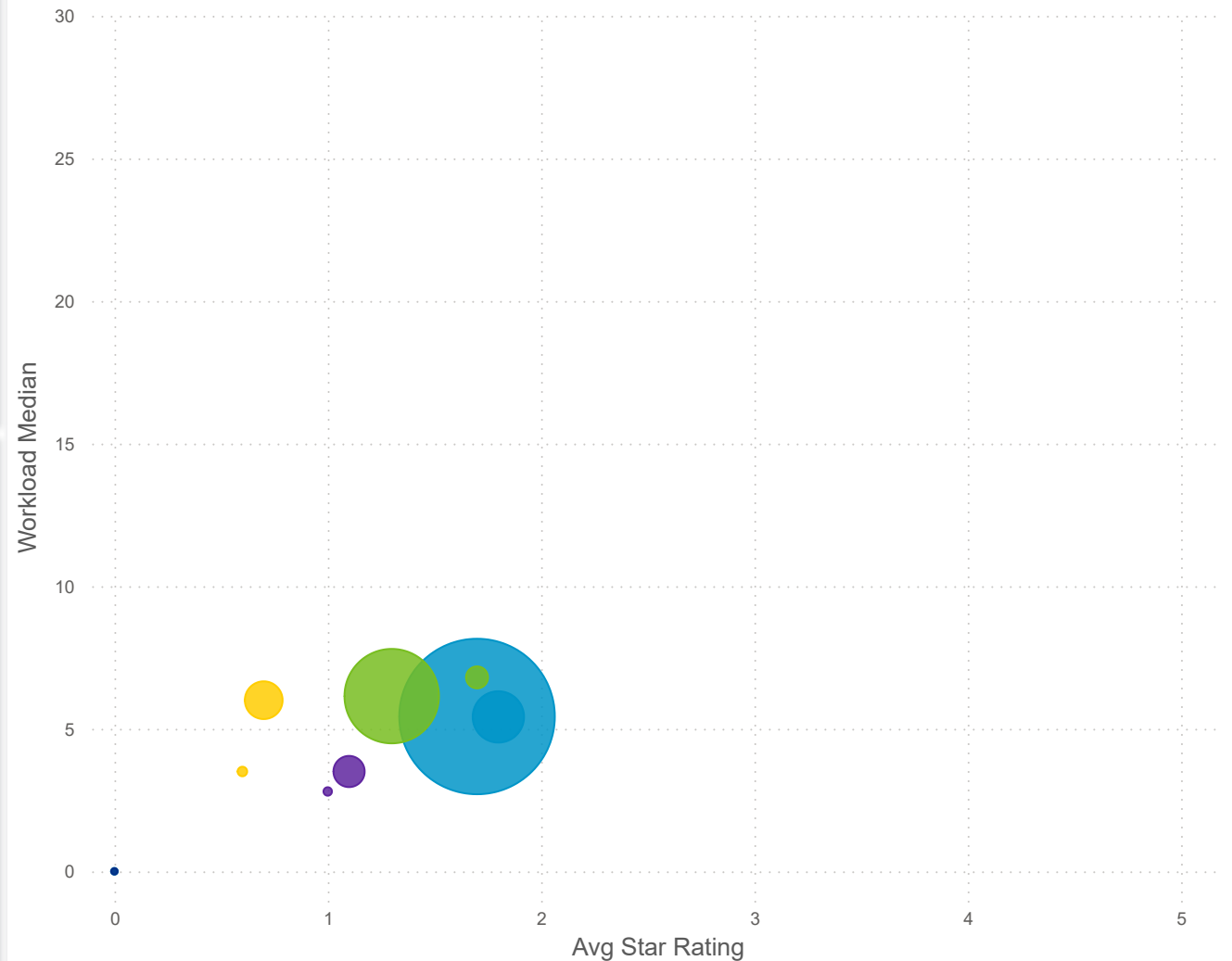
Workload Median

Worker status ● Leaver ● Stayer



Star Rating Mean, Workload Median, and Number of Users by Worker Status and Center Type

Center Type: ● Day Camp ● Inhome Aide ● Jfscenter ● Odecenter ● Type-a Home ● Type-b Home



Star Rating Mean (Total)

1.6

Star Rating Mean (Leaver)

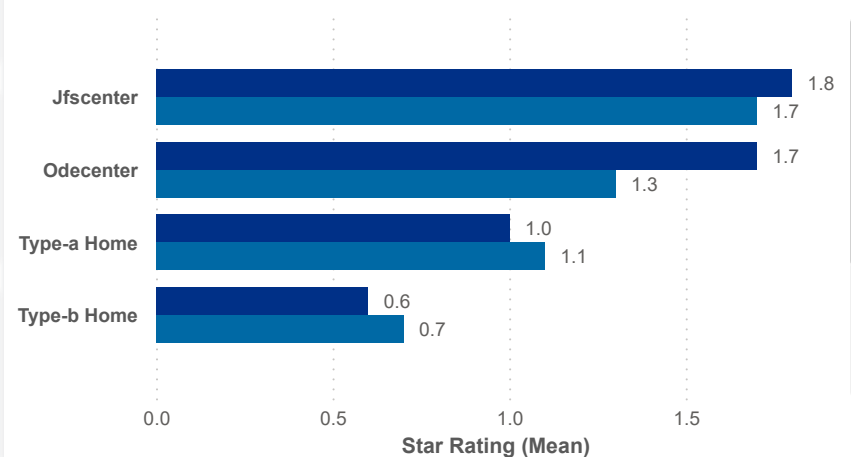
1.8

Star Rating Mean (Stayer)

1.6

Star Rating Mean

Worker status ● Leaver ● Stayer





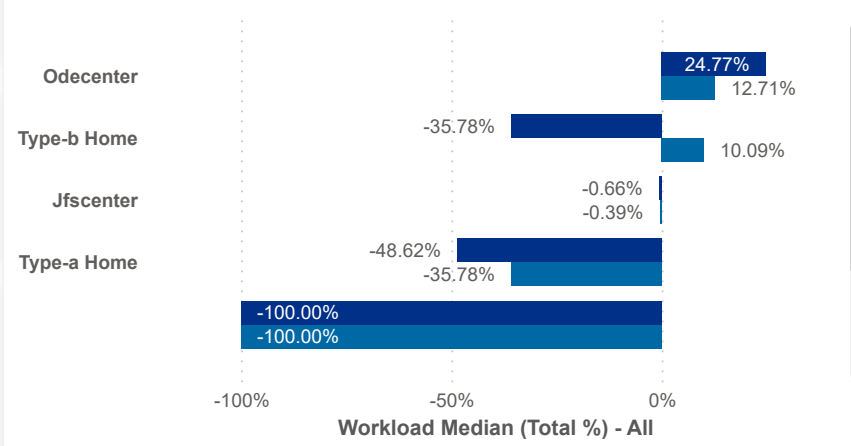
Date: Program Type: Education: TEACH Status:
 Position Type: Job Title: Teacher Age Group: Credential: TEACH Models:
 SDA>County: SUTQ Rating: Total Duration: Center Type: Publicly Funded: POWER Status:
 Beale Code: Student Age Group: POWER Levels:

Workload Median (Total)

5.45

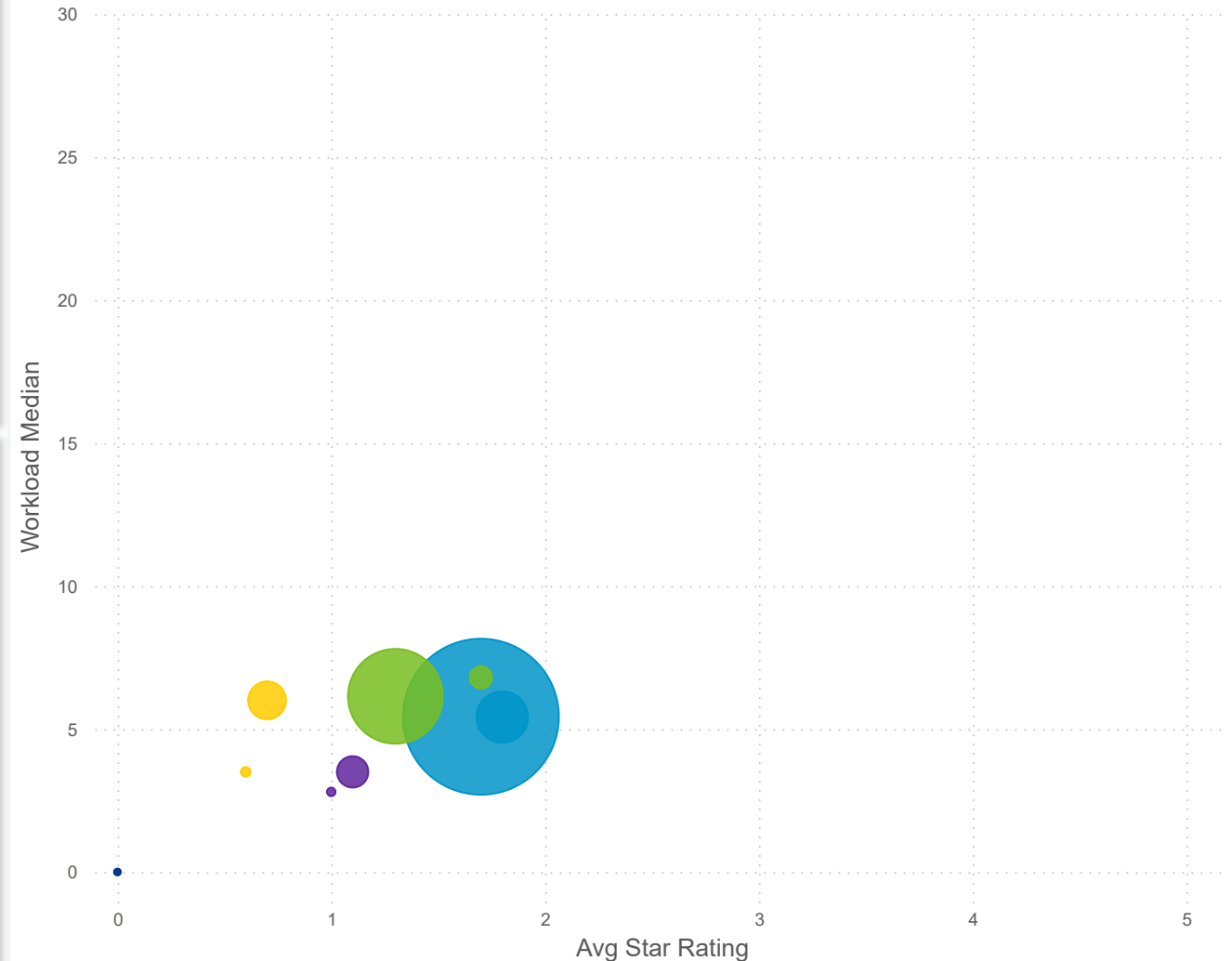
Workload Median (Total %)

Worker status ● Leaver ● Stayer



Star Rating Mean, Workload Median, and Number of Users by Worker Status and Center Type

Center Type: ● Day Camp ● Inhome Aide ● Jfscenter ● Odecenter ● Type-a Home ● Type-b Home

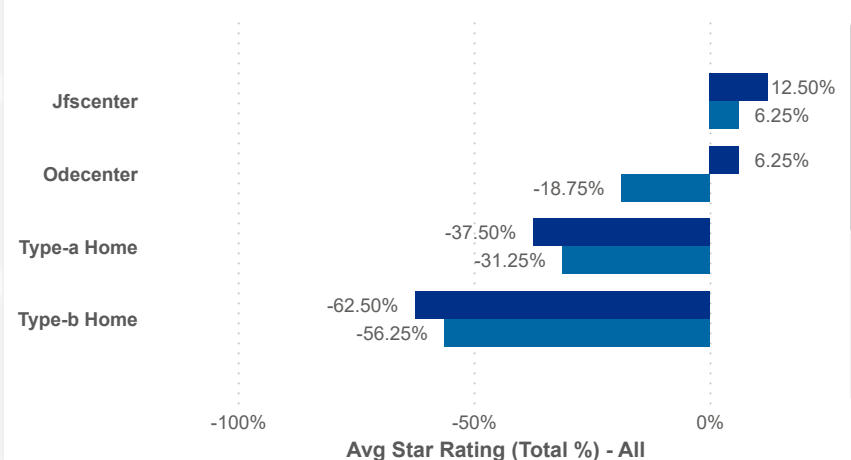


Workload Median (Leaver)

5.50

Star Rating Mean (Total %)

Worker status ● Leaver ● Stayer



Workload Median (Stayer)

5.45

Star Rating Mean (Total)

1.6

Star Rating Mean (Leaver)

1.8

Star Rating Mean (Stayer)

1.6

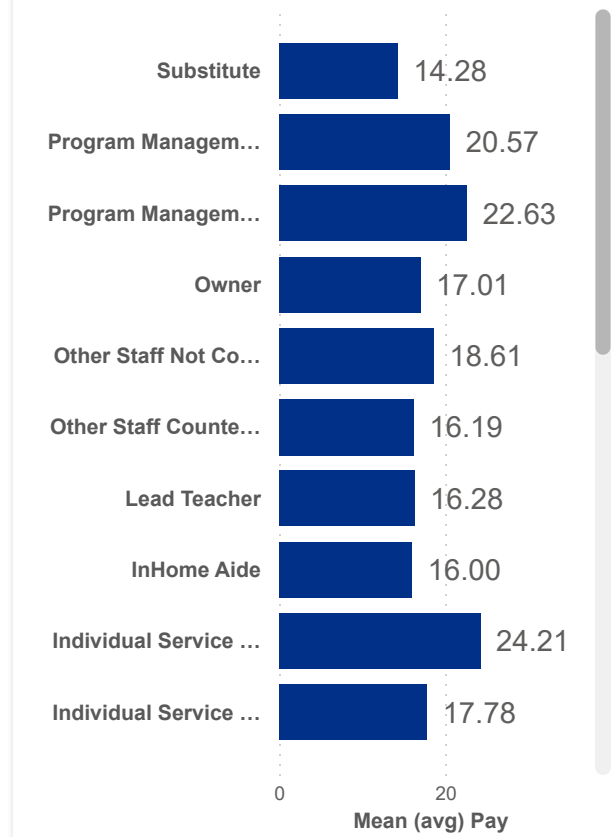
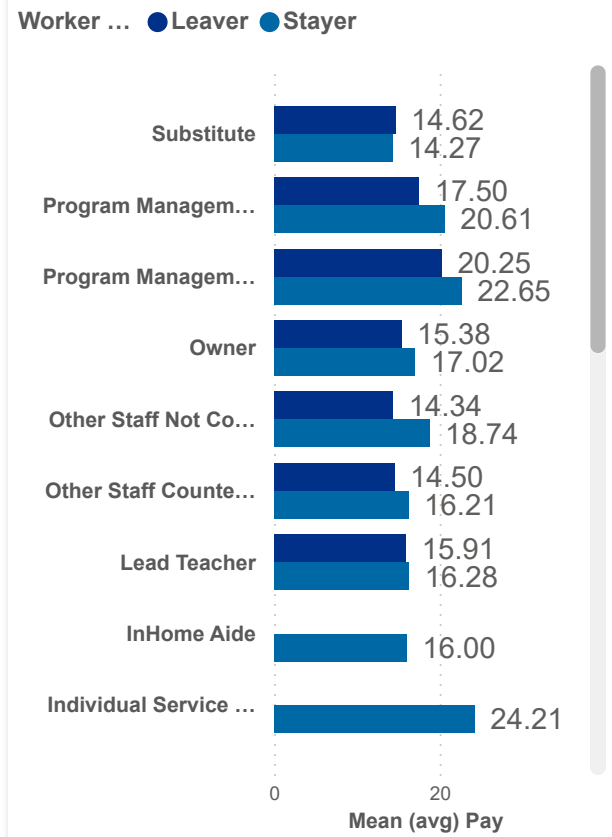
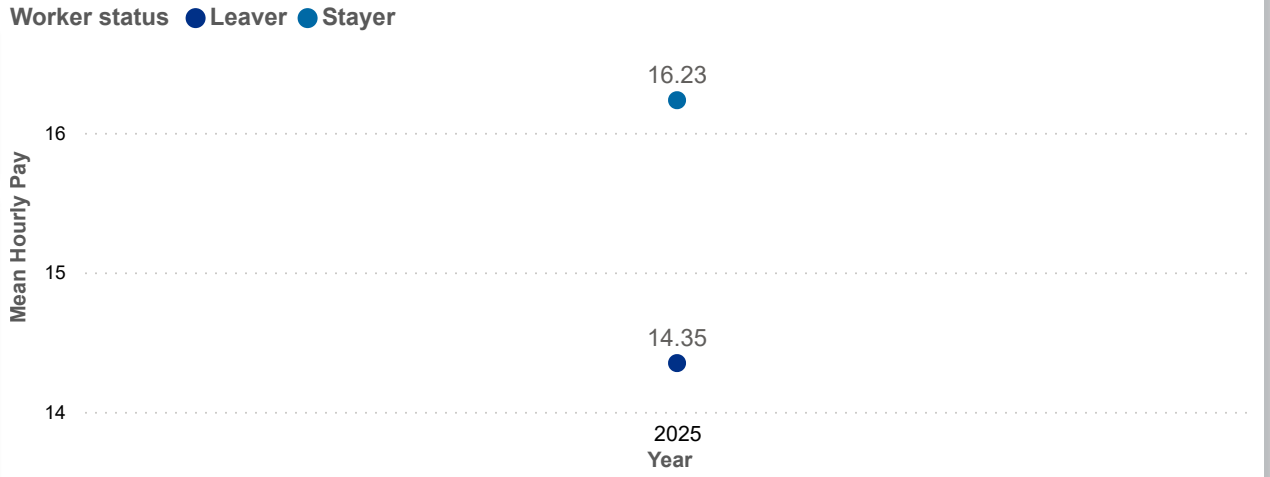


Date: 202507 Program Type: Multiple select...
 202509 Position Type: All Job Title: All Teacher Age Group: All Education: All TEACH Status: All
 SUTQ Rating: All Total Duration: 0.00 Center Type: All Publicly Funded: All POWER Status: All
 SDA>County: SDA 1 Beale Code: All Student Age Group: All POWER Levels: All

PAY MEAN (USD)

LEAVER	STAYER	COMBINED
14.35	16.23	16.18

Salary Mean by Year and Worker Status



Combined Salary Mean by Year and Worker Status

