

Date:202407202506

Program Type:All

Job Title:All

Teacher Age Group:All

Education:All

Credential:All

TEACH Status:All

TEACH Models:All

SDA>County:All

SUTQ Rating:All

Total Duration:0.00100.00

Center Type:All

Beale Code:All

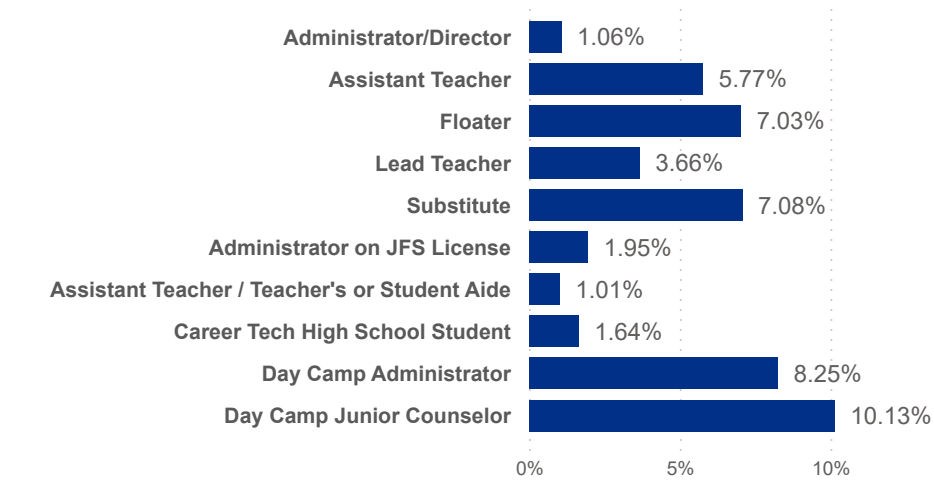
Publicly Funded:All

Student Age Group:All

POWER Status:All

POWER Levels:All

Avg Monthly Turnover Rates by Job Title



Avg Monthly Turnover

4.57%

Adjusted Workers

174,097

Total Leaver

32,414

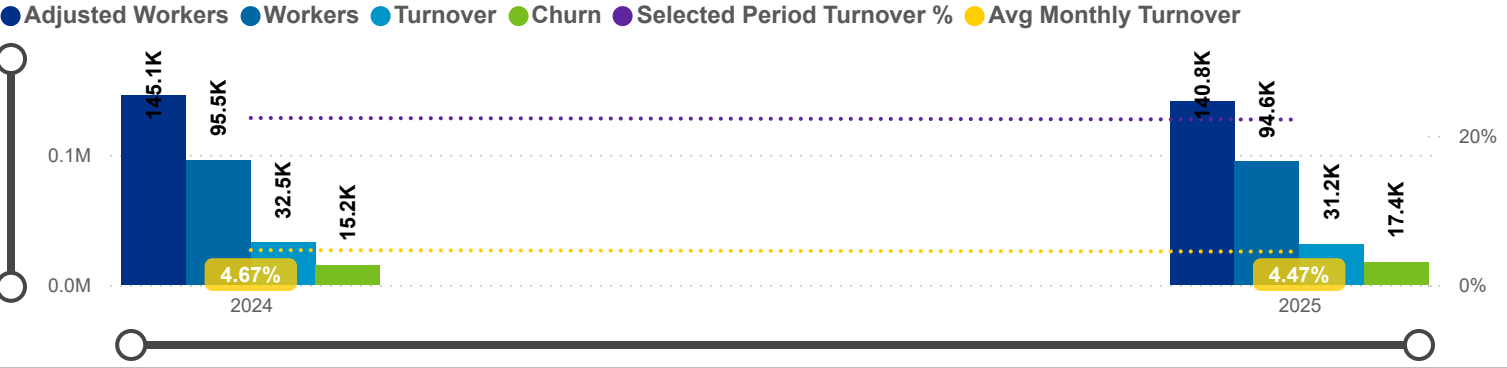
Total Stayer

141,683

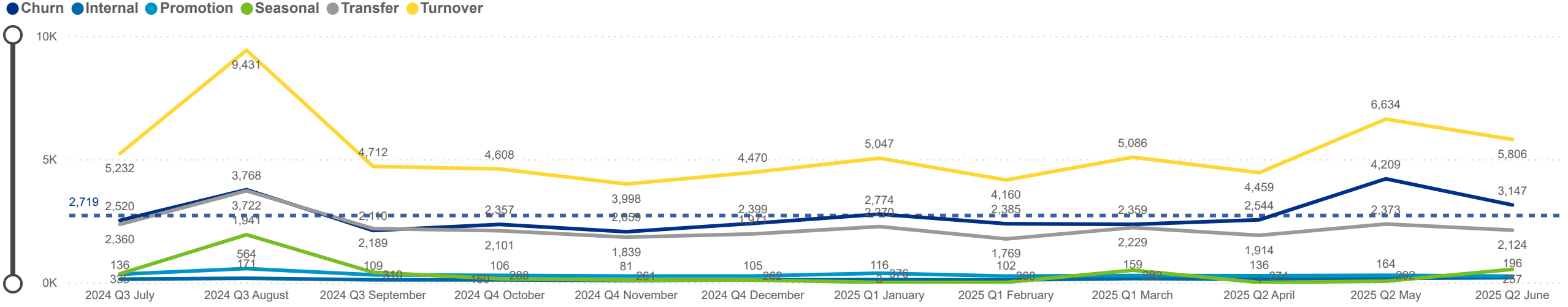
Sel Period Turnover

36.56%

Avg Monthly Turnover and Number of Workers



Categorization by Time Series



Date:202407202506

Program Type:All

Job Title:All

Teacher Age Group:All

Education:All

TEACH Status:All

Position Type:All

Credential:All

TEACH Models:All

SDA>County:All

SUTQ Rating:All

Total Duration:0.00100.00

Center Type:All

Beale Code:All

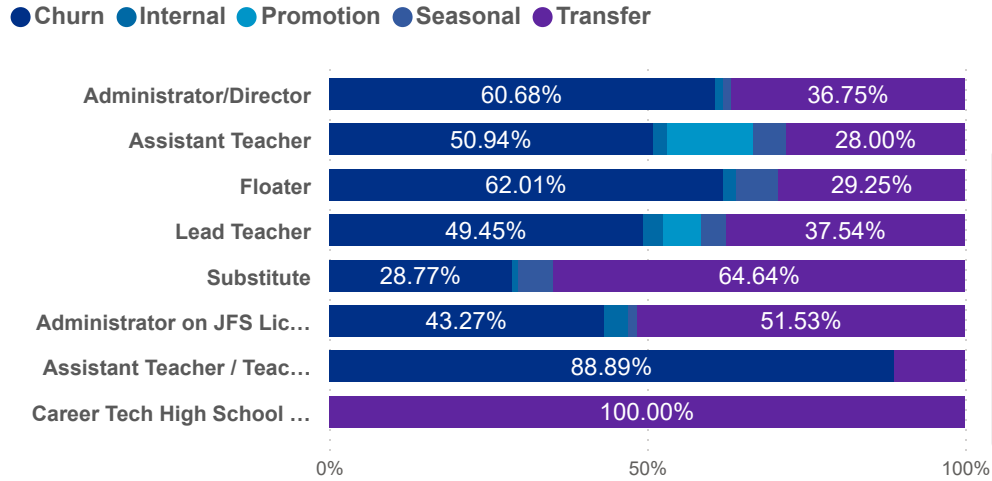
Publicly Funded:All

Student Age Group:All

POWER Status:All

POWER Levels:All

Job Change Reasons by Job Title



Avg Monthly Churn

2.34%

Adjusted Workers

174,097

Workload Median

5.18

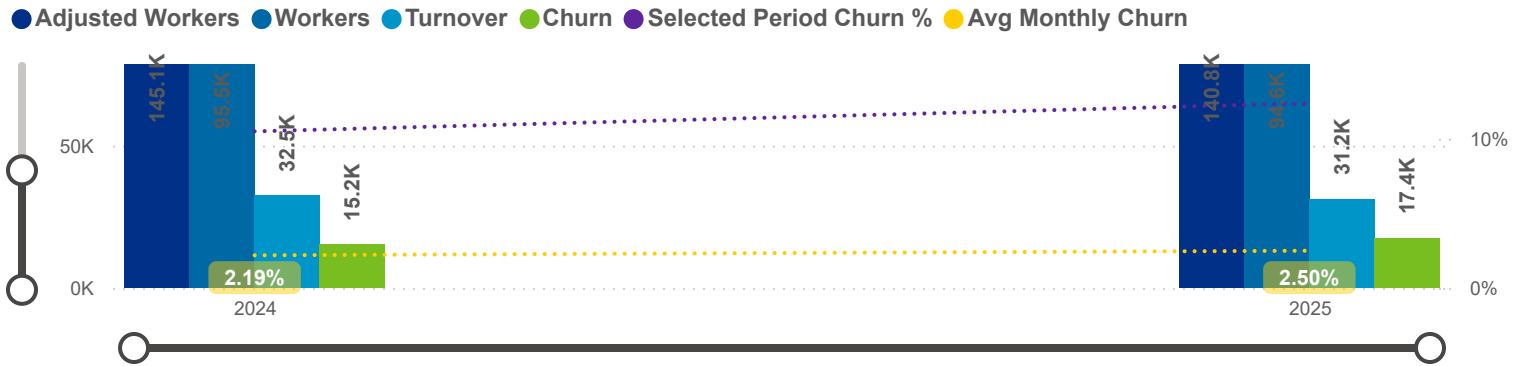
Pay Median USD / hr

15.00

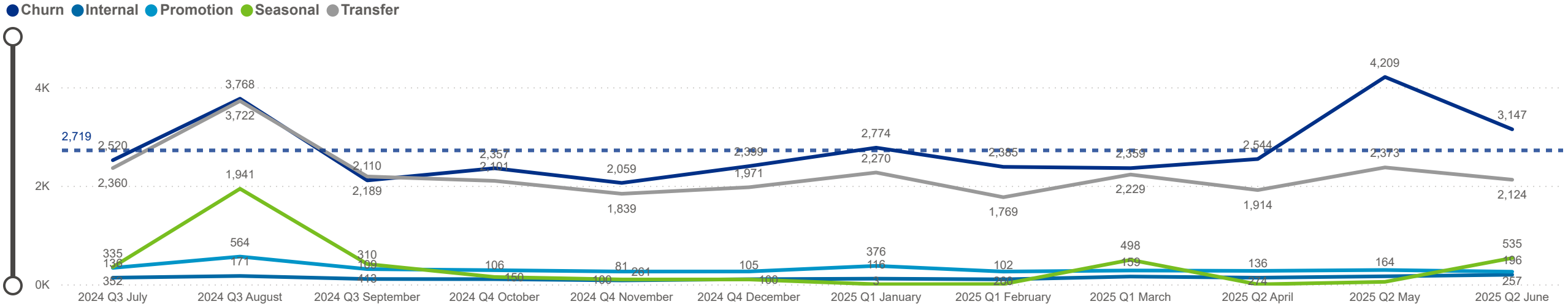
Avg ECE Duration

5.16

Avg Monthly Churn and Number of Workers



Categorization by Time Series



Date: 202407

Program Type: All

Job Title: All

Teacher Age Group: All

Education: All

TEACH Status: All

202506

Position Type: All

Credential: All

TEACH Models: All

SDA>County: All

SUTQ Rating: All

Total Duration: 0.00

Center Type: All

Publicly Funded: All

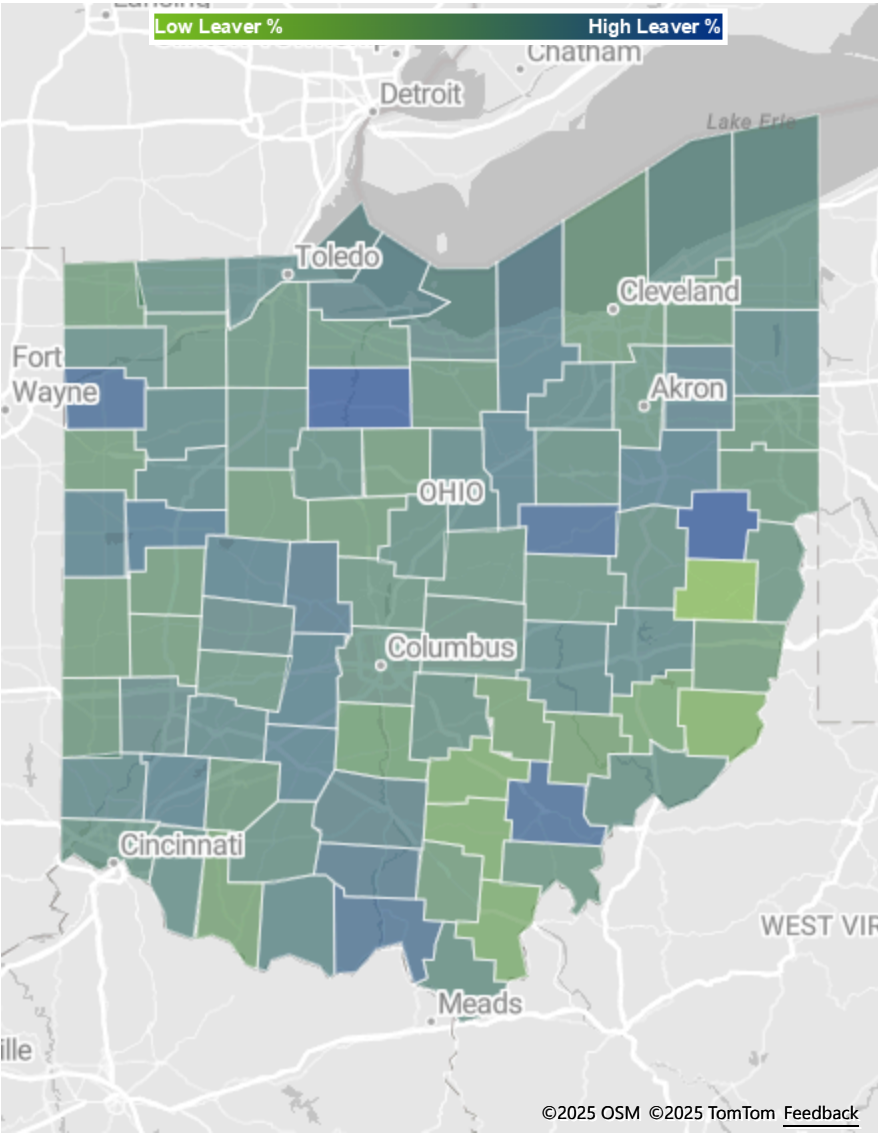
POWER Status: All

100.00

Beale Code: All

Student Age Group: All

POWER Levels: All



ADJUSTED WORKERS

174,097

TOTAL LEAVER

32,414

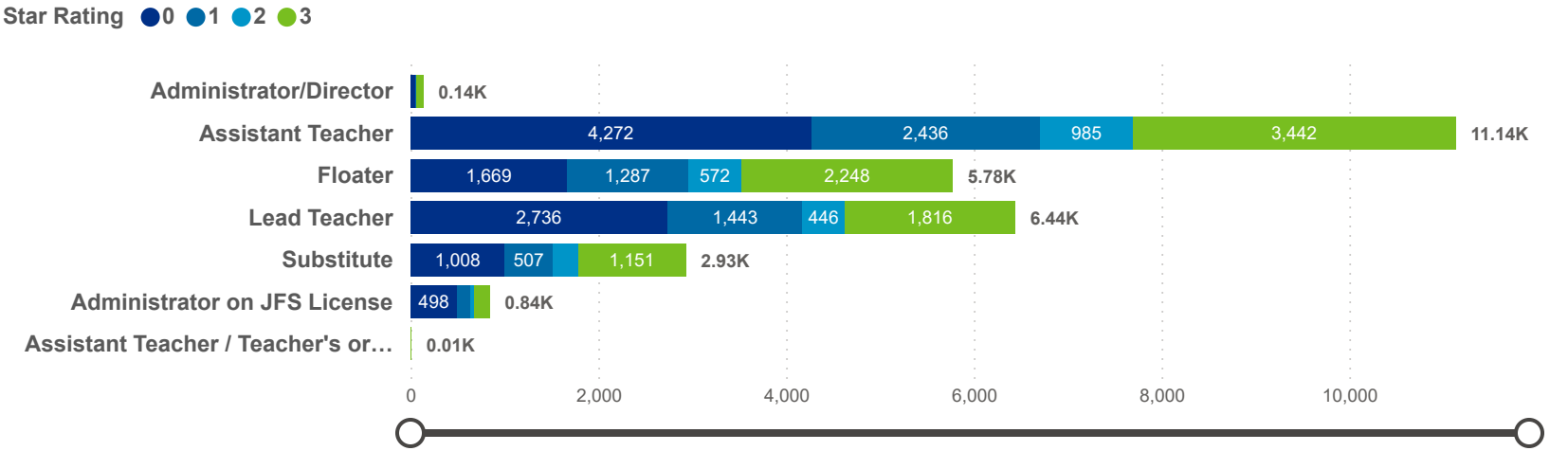
TOTAL STAYER

141,683

SELECTED PERIOD CHURN %

18.62%

Leaver by Job Title and Star Rating



County	Adjusted Workers	Workers	Workers %	Total Leaver	Total Stayer	Selected Period Churn %	Stayer %	Avg Monthly Churn	Selected Period Turnover %	Avg Monthly Turnover	Workload Median	Avg Star Rating
Harrison OH	46	42	0.04%	2	44	4.35%	95.65%	0.38%	6.52%	0.57%	7.94	2.73
Carroll OH	109	90	0.08%	35	74	32.11%	67.89%	3.88%	35.78%	4.33%	6.36	2.55
Monroe OH	154	91	0.08%	13	141	8.44%	91.56%	0.84%	14.29%	1.42%	3.38	2.50
Fayette OH	375	270	0.25%	88	287	23.47%	76.53%	2.97%	36.00%	4.56%	2.79	2.31
Noble OH	205	141	0.13%	25	180	12.20%	87.80%	1.37%	29.76%	3.35%	3.78	2.24
Columbiana OH	1,002	596	0.55%	165	837	16.47%	83.53%	1.85%	28.14%	3.14%	4.00	2.21
Highland OH	439	307	0.28%	84	355	19.13%	80.87%	2.32%	34.85%	4.17%	3.29	2.20
Coshocton OH	446	284	0.26%	79	367	17.71%	82.29%	2.20%	32.29%	4.00%	4.38	2.13
Ashtabula OH	1,075	701	0.65%	205	870	19.07%	80.93%	2.28%	31.72%	3.79%	4.82	2.11
Pickaway OH	416	254	0.24%	59	357	14.18%	85.82%	1.70%	36.54%	4.37%	6.00	2.07
Total	174,097	108,001	100.00%	32,414	141,683	18.62%	81.38%	2.34%	36.56%	4.57%	5.18	1.44

occr

Workforce and Program Analysis Platform (WPAP): JOBS & EMPLOYEES - NOMINAL

Created Date: 07/15/2025

Date:

202407

Program Type:

All

Job Title:

All

Teacher Age Group:

All

Education:

All

TEACH Status:

All

202506

Position Type:

All

Credential:

All

TEACH Models:

All

SDA>County:

All

SUTQ Rating:

All

Total Duration:

0.00

Center Type:

All

Publicly Funded:

All

POWER Status:

All

100.00

Beale Code:

All

Student Age Group:

All

POWER Levels:

All

NUMBER OF WORKERS		AVG ECE DURATION (In Years)		HOURLY WAGE BANDS (USD)	
TOTAL LEAVER	TOTAL STAYER	LEAVER	STAYER	LEAVER (Hourly Wage MED)	STAYER (Hourly Wage MED)
32,414	141,683	3.74	5.25	14.00	15.00

● Leaver % ● Stayer %

18.62%

81.38%

Worker Status: ● Leaver ● Stayer

Administrator/Dir...

6.29

7.31

Assistant Teacher

2.68

3.43

Floater

2.49

2.94

Lead Teacher

5.08

6.75

Substitute

4.08

4.18

Administrator on ...

11.38

12.18

Assistant Teacher...

10.55

9.91

Career Tech High ...

0.45

Wage Bands: ● < 10 ● 10 < .. < 11.6 ● 11.6 < .. < 14 ● > 14

6,229

16,748

13,833

18,911

● Leaver ● Stayer

Administrator/Director

137

1,846

Assistant Teacher

11,135

32,783

Floater

5,776

13,968

Lead Teacher

6,441

31,080

Substitute

2,934

18,360

1

0

OK

20K

Wage Bands: ● < 10 ● 10 < .. < 11.6 ● 11.6 < .. < 14 ● > 14

Leaver

Stayer

Administrator/Director

84%

85%

Assistant Teacher

45%

29%

39%

29%

Floater

47%

23%

43%

24%

Lead Teacher

31%

28%

32%

25%

27%

41%

Substitute

23%

37%

23%

32%

28%

Powered by NEW SYSTEMS > ETHIC | NSE Collective Analytics

DATA & REVIEW DRAFT 6/30/2025

Page 04 of 12



Workforce and Program Analysis Platform (WPAP): JOBS & EMPLOYEES - PERCENT

Created Date: 07/15/2025

Date: 202407	Program Type: All	Job Title: All	Teacher Age Group: All	Education: All	TEACH Status: All
202506	Position Type: All			Credential: All	TEACH Models: All
SDA>County: All	SUTQ Rating: All	Total Duration: 0.00	Center Type: All	Publicly Funded: All	POWER Status: All
		100.00	Beale Code: All	Student Age Group: All	POWER Levels: All

NUMBER OF WORKERS

LEAVER

18.62%

STAYER

81.38%

AVG ECE DURATION (In Years)

LEAVER

3.74

STAYER

5.25

HOURLY WAGE BANDS (USD)

LEAVER (Hourly Wage MED)

14.00

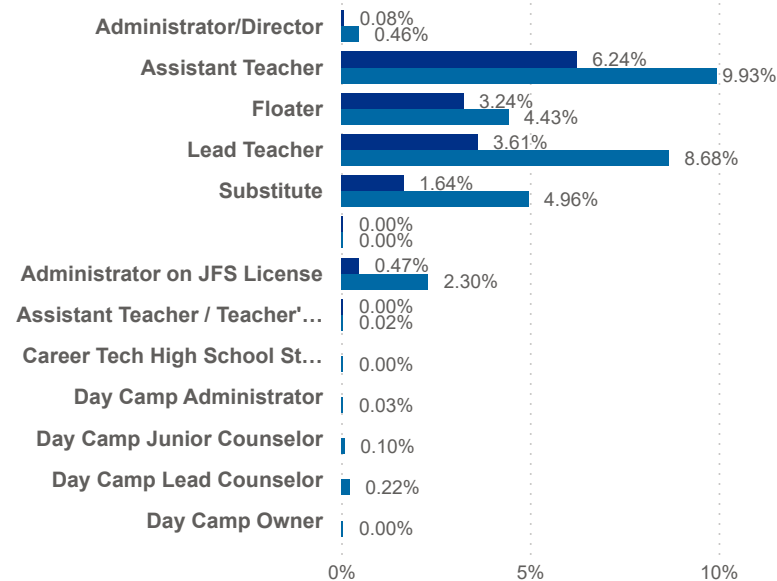
STAYER (Hourly Wage MED)

15.00

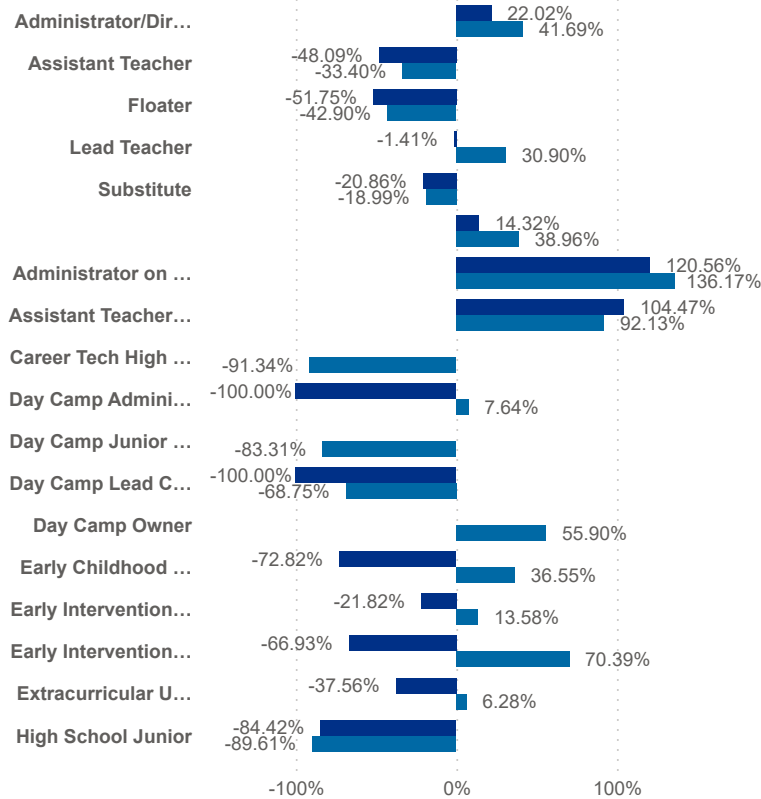
Leaver % Stayer %



Worker Status: Leaver Stayer



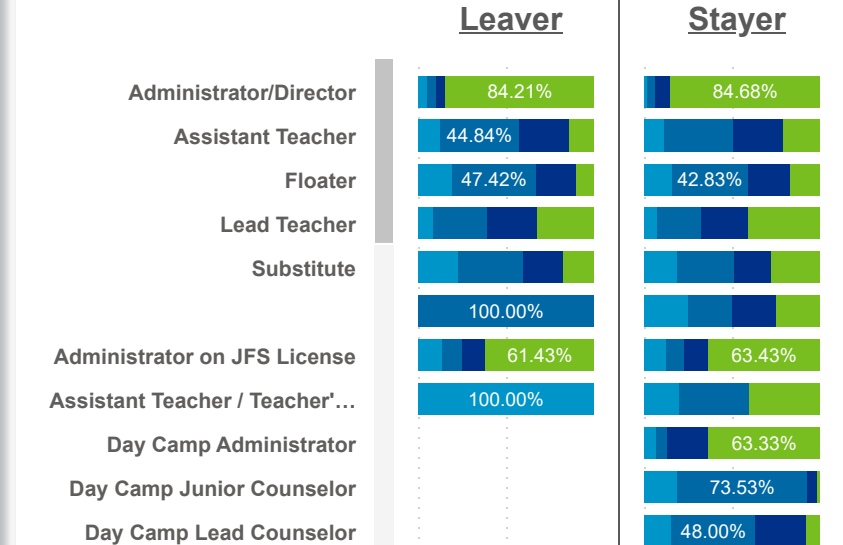
Worker Status: Leaver Stayer



Wage Bands: < 10 10 < .. < 11.6 11.6 < .. < 14 > 14



Wage Bands: < 10 10 < .. < 11.6 11.6 < .. < 14 > 14



Date:202407

Program Type:All

Job Title:All

Teacher Age Group:All

Education:All

TEACH Status:All

Date:202506

Position Type:All

Teacher Age Group:All

Education:All

TEACH Models:All

SDA>County:All

SUTQ Rating:All

Total Duration:0.00

Center Type:All

Publicly Funded:All

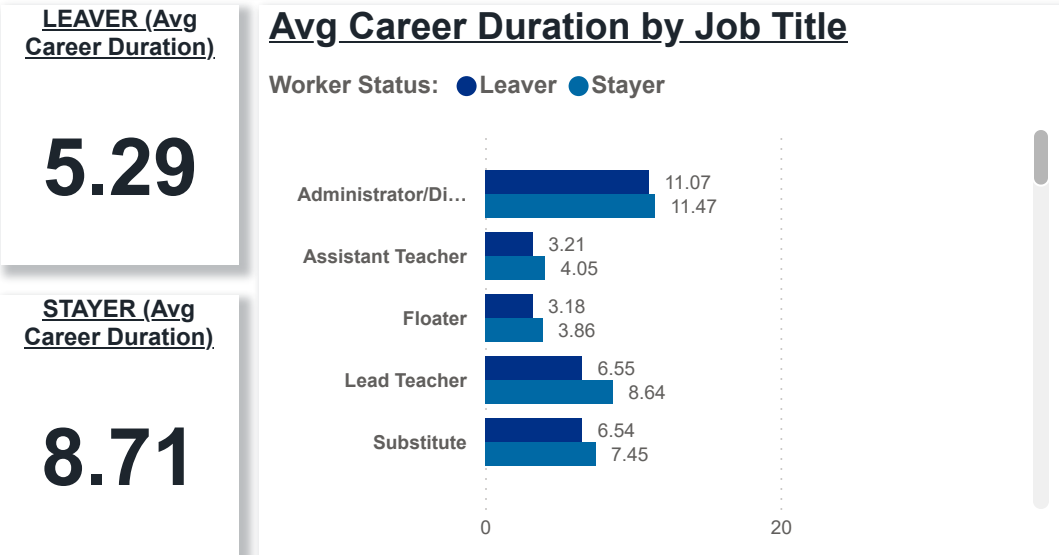
POWER Status:All

Total Duration:100.00

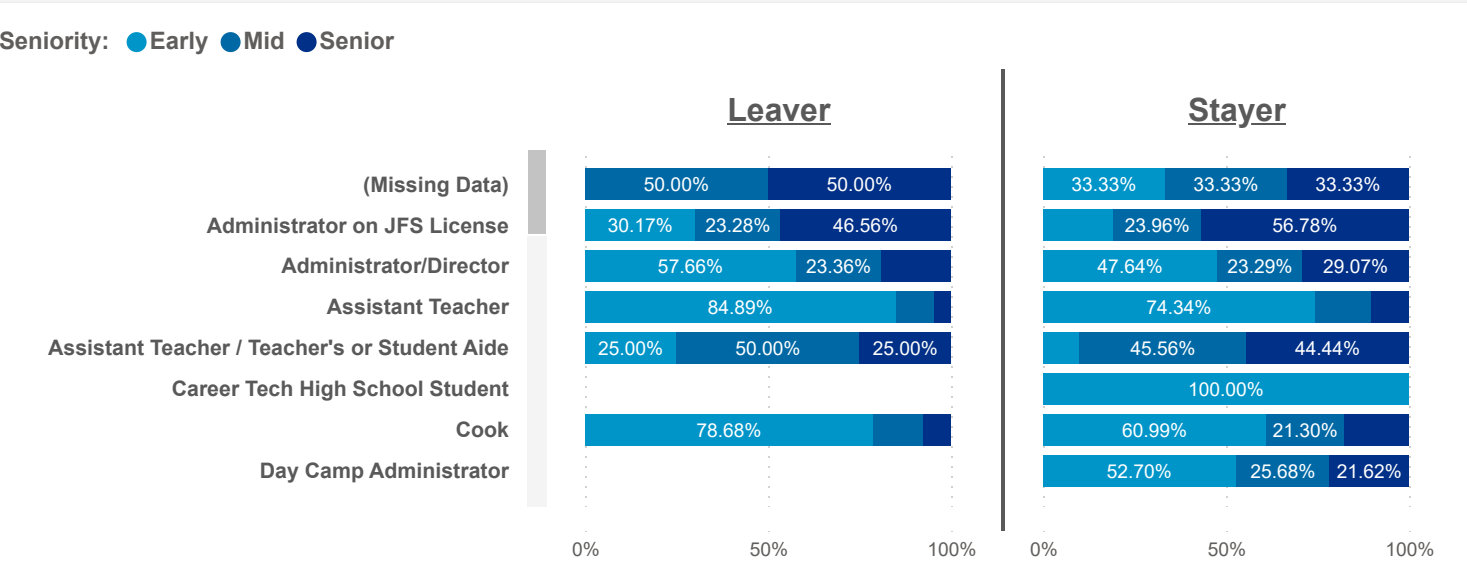
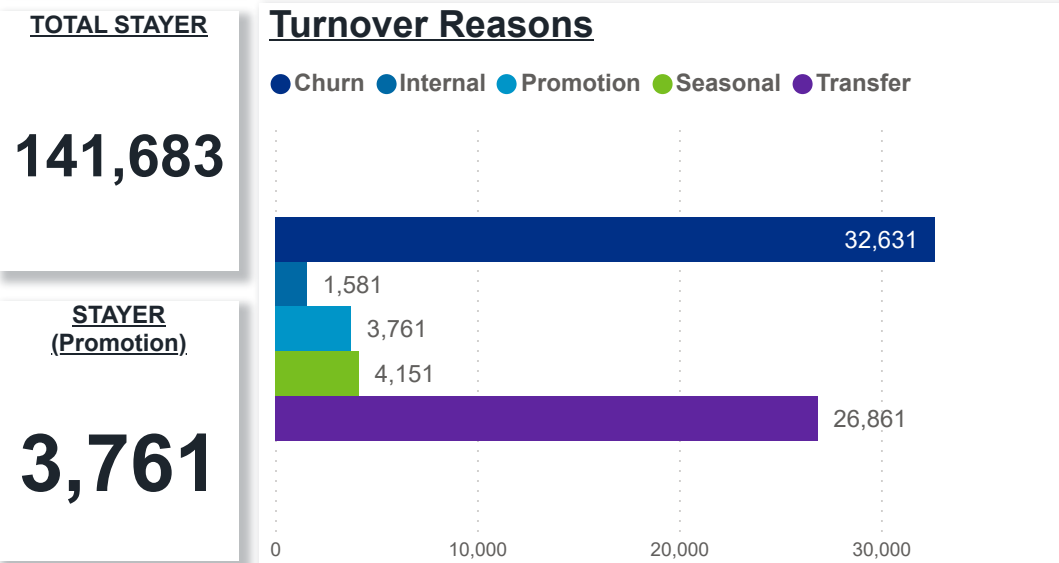
Beale Code:All

Student Age Group:All

POWER Levels:All



County	Job Title	Longest Serving Profile	\$ / hr	Seniority	Workload	Star Rating (Mean)
Adams	Administrator/Director	2.31		Early	6.17	2.9
Allen	Administrator/Director	2.94		Early	20.25	0.4
Ashland	Administrator/Director	2.71		Early	12.80	1.5
Ashtabula	Administrator/Director	2.46		Early	8.50	2.5
Athens	Administrator/Director	3.70		Early	6.29	1.8
Auglaize	Administrator/Director	0.89		Early	8.22	2.6
Belmont	Administrator/Director	1.90		Early	4.78	2.1
Brown	Administrator/Director	2.38		Early	4.44	2.6
Butler	Administrator/Director	1.59		Early	5.34	2.3
Carroll	Administrator/Director	1.85		Early	9.53	3.0



occr

ra

Workforce and Program Analysis Platform (WPAP): COMPENSATION - NOMINAL

Created Date: 07/15/2025

Date:

202407

Program Type:

All

202506

Position Type:

All

Job Title:

All

Teacher Age Group:

All

Education:

All

TEACH Status:

All

Credential:

All

TEACH Models:

All

SDA>County:

All

SUTQ Rating:

All

Total Duration:

0.00

Center Type:

All

Publicly Funded:

All

POWER Status:

All

Beale Code:

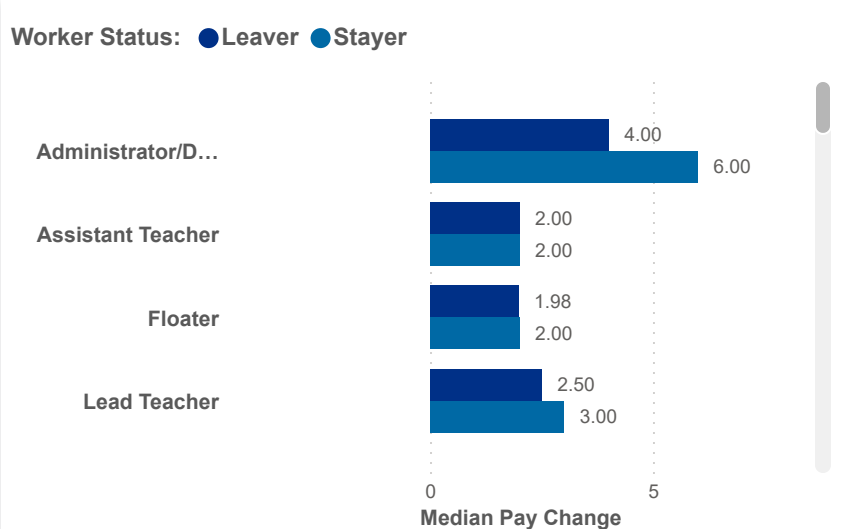
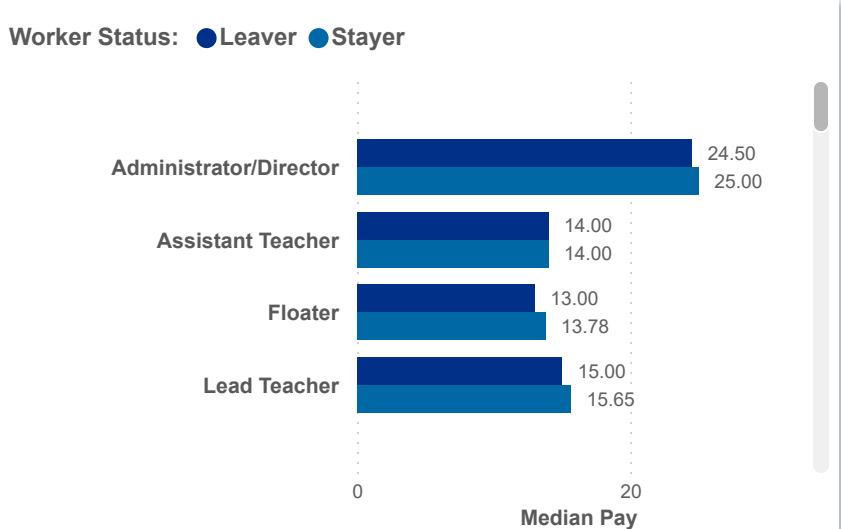
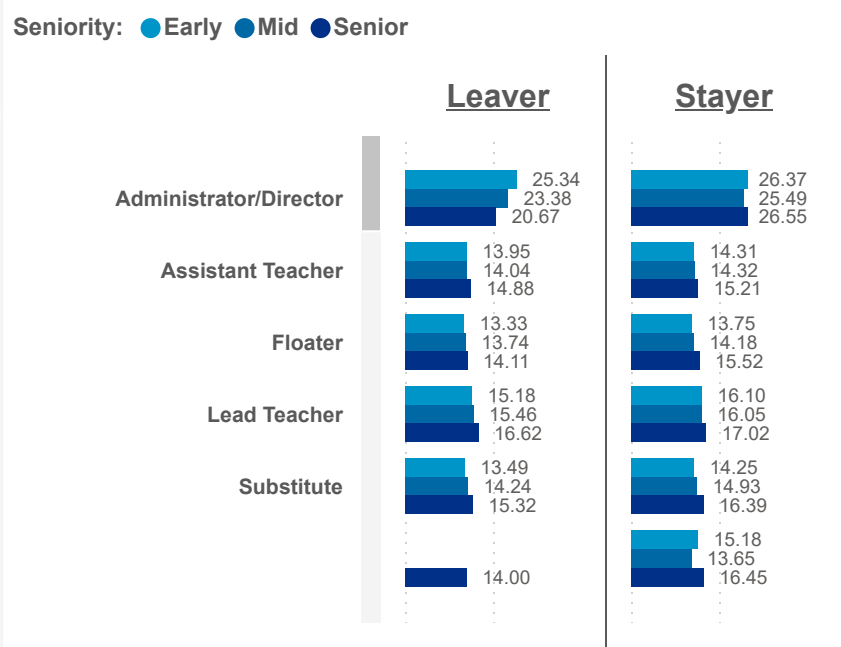
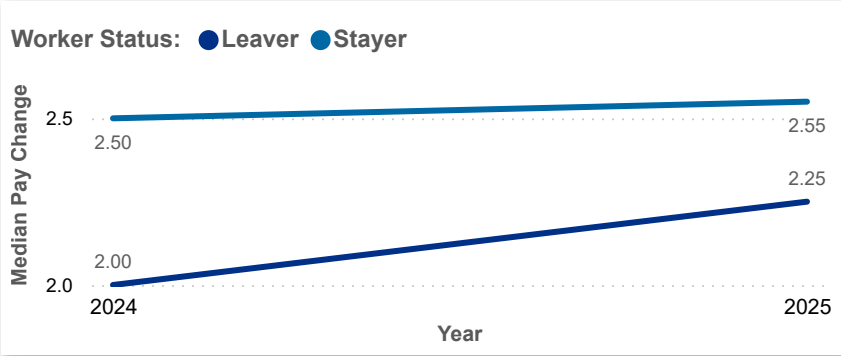
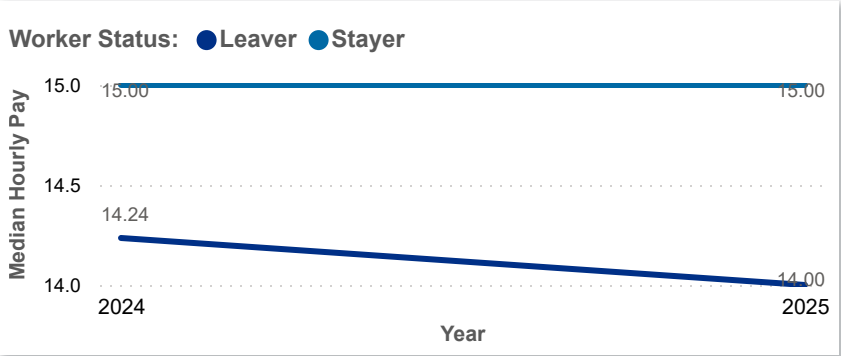
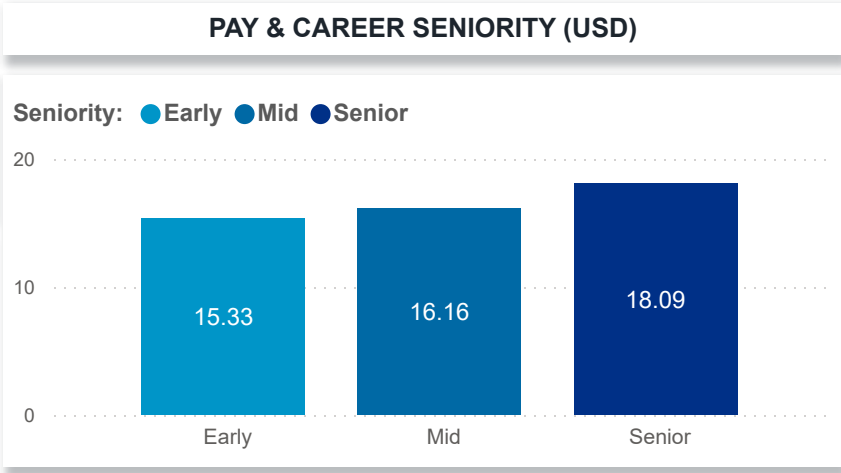

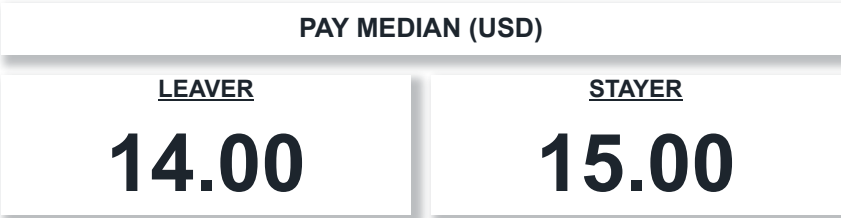
All

Student Age Group:

All

POWER Levels:

All



occr

ra

Workforce and Program Analysis Platform (WPAP):

COMPENSATION - PERCENT

Created Date: 07/15/2025

Date: 202407

Program Type: All

Date: 202506

Position Type: All

Job Title: All

Teacher Age Group: All

Education: All

Credential: All

TEACH Status: All

TEACH Models: All

SDA>County: All

SUTQ Rating: All

Total Duration: 0.00

Center Type: All

Publicly Funded: All

POWER Status: All

100.00

Beale Code: All

Student Age Group: All

POWER Levels: All





Date:	202407	Program Type:	All	Job Title:	All	Teacher Age Group:	All	Education:	All	TEACH Status:	All
	202506	Position Type:	All					Credential:	All	TEACH Models:	All
SDA>County:	All	SUTQ Rating:	All	Total Duration:	0.00	Center Type:	All	Publicly Funded:	All	POWER Status:	All
				100.00		Beale Code:	All	Student Age Group:	All	POWER Levels:	All

Workload Median (Total)

5.18

Workload Median (Leaver)

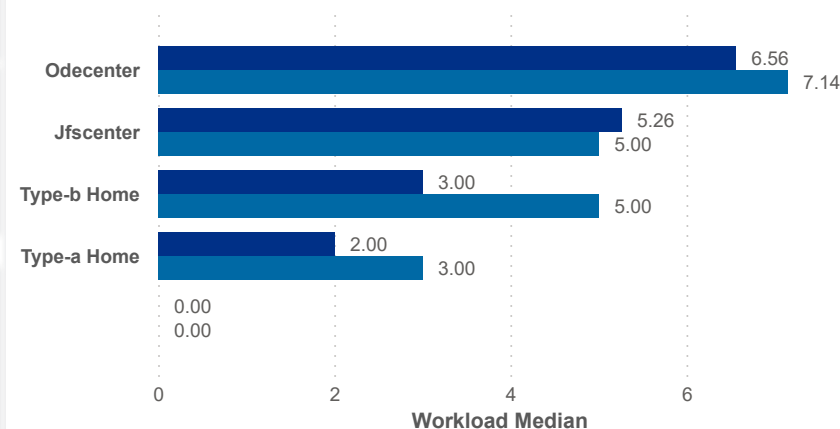
5.28

Workload Median (Stayer)

5.17

Workload Median

Worker status ● Leaver ● Stayer



Star Rating Mean (Total)

1.4

Star Rating Mean (Leaver)

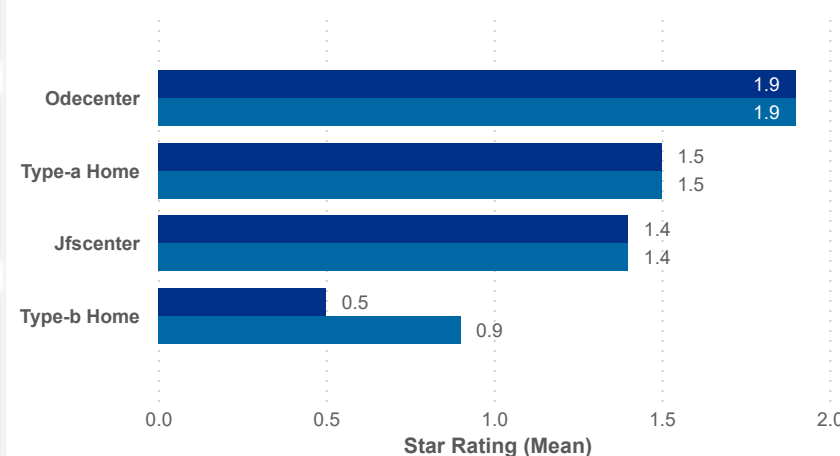
1.4

Star Rating Mean (Stayer)

1.4

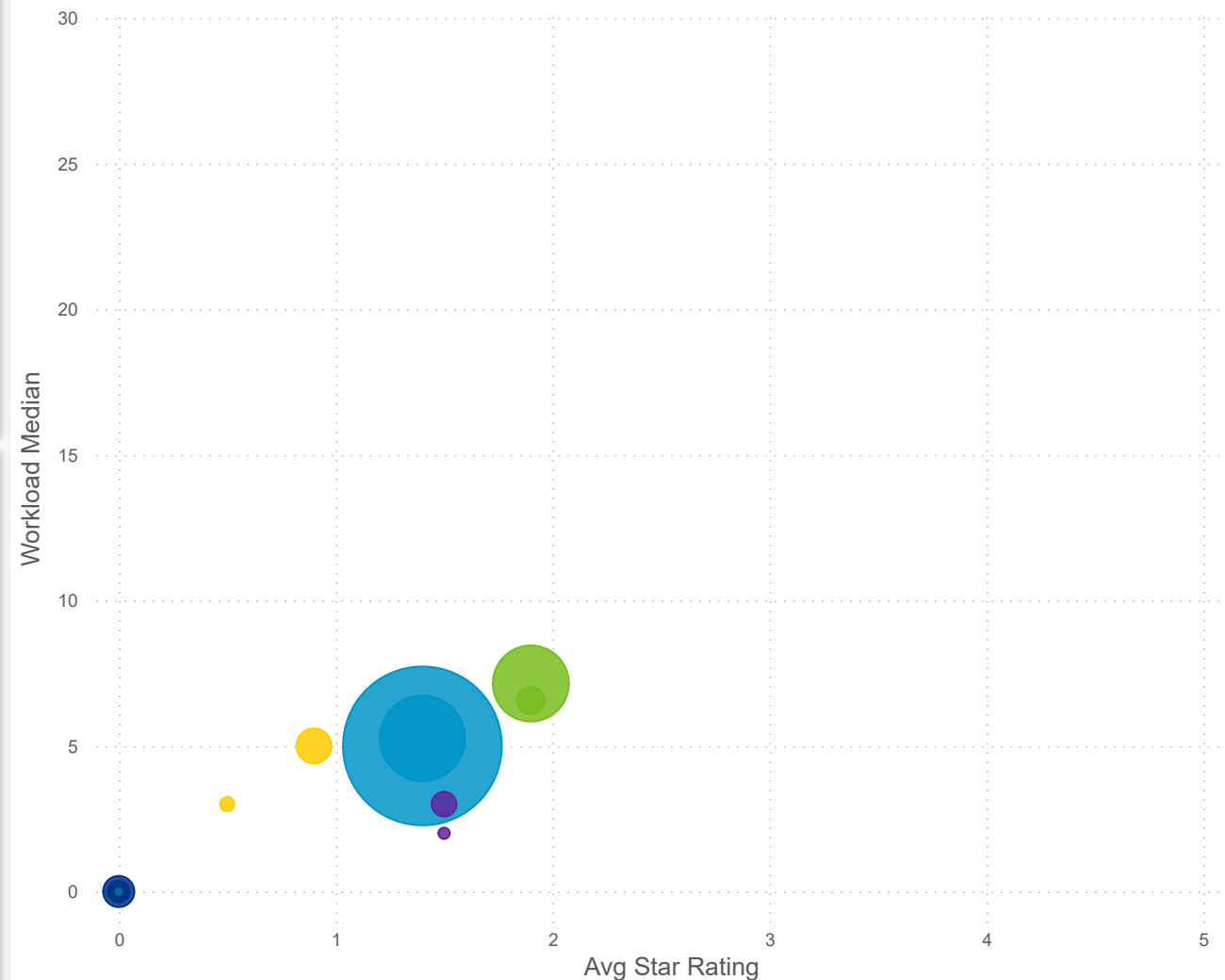
Star Rating Mean

Worker status ● Leaver ● Stayer



Star Rating Mean, Workload Median, and Number of Users by Worker Status and Center Type

Center Type: ● Day Camp ● Inhome Aide ● Jfscenter ● Odecenter ● Type-a Home ● Type-b Home





Date:	202407	Program Type:	All	Job Title:	All	Teacher Age Group:	All	Education:	All	TEACH Status:	All
	202506	Position Type:	All					Credential:	All	TEACH Models:	All
SDA>County:	All	SUTQ Rating:	All	Total Duration:	0.00	Center Type:	All	Publicly Funded:	All	POWER Status:	All
				100.00		Beale Code:	All	Student Age Group:	All	POWER Levels:	All

Workload Median (Total)

5.18

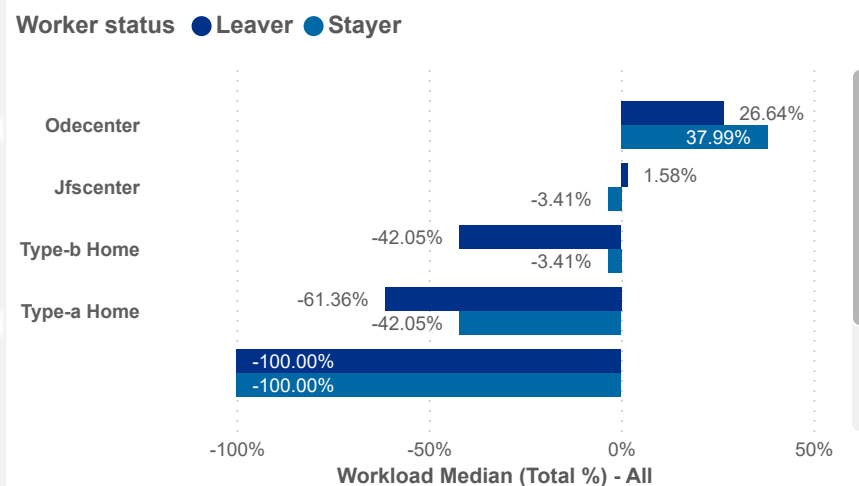
Workload Median (Leaver)

5.28

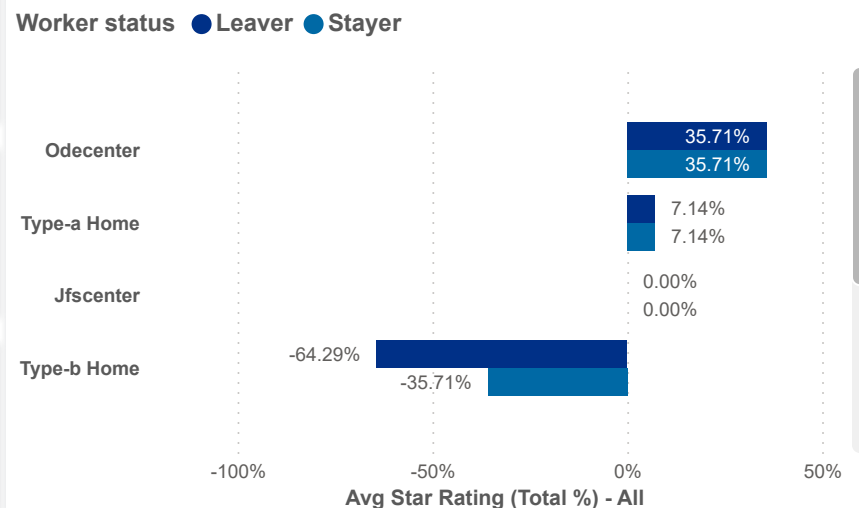
Workload Median (Stayer)

5.17

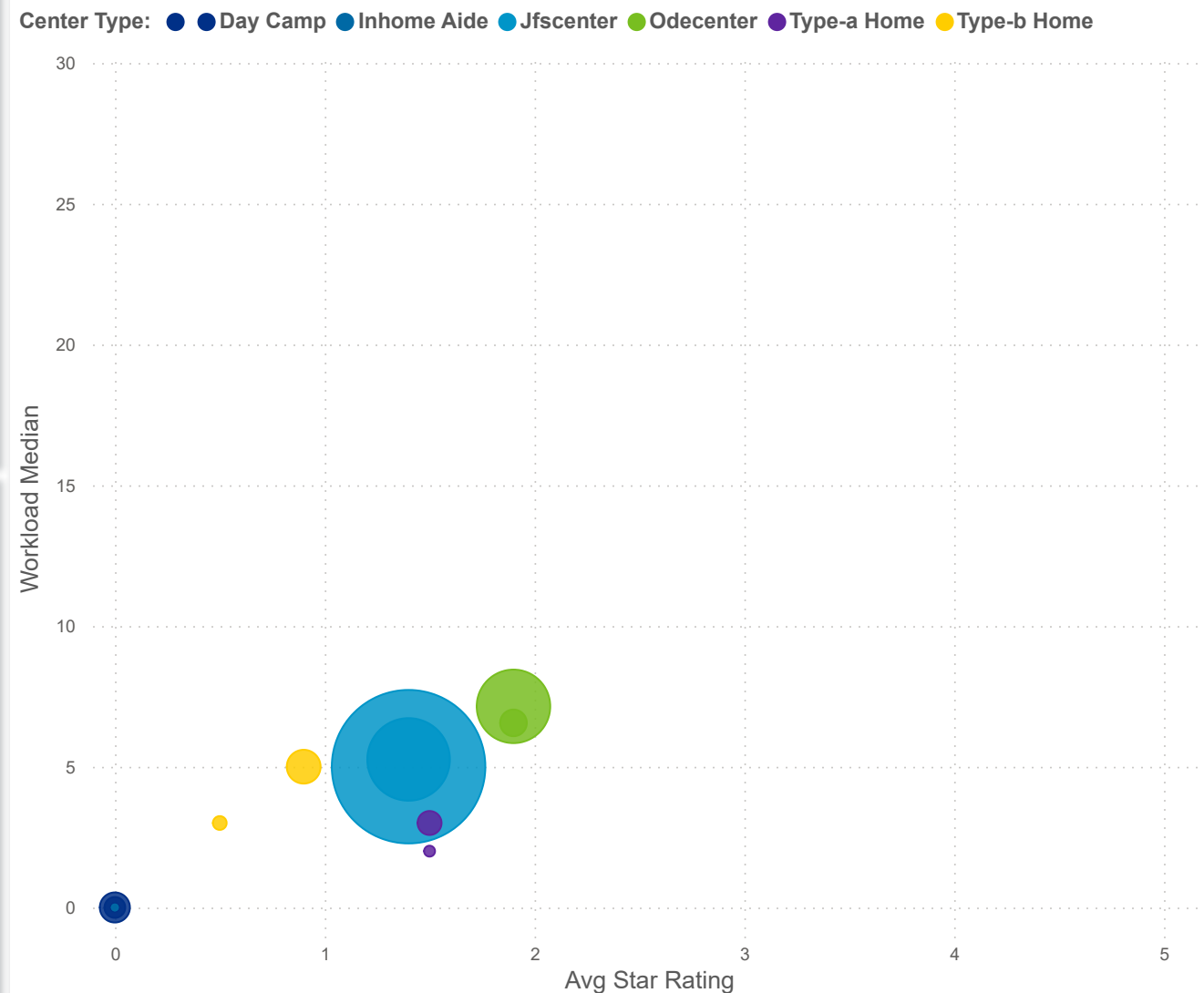
Workload Median (Total %)



Star Rating Mean (Total %)



Star Rating Mean, Workload Median, and Number of Users by Worker Status and Center Type



Date:202407202506

Program Type:All

Job Title:All

Teacher Age Group:All

Education:All

TEACH Status:All

Position Type:All

Credential:All

TEACH Models:All

SDA>County:All

SUTQ Rating:All

Total Duration:0.00100.00

Center Type:All

Publicly Funded:All

POWER Status:All

Beale Code:All

Student Age Group:All

POWER Levels:All

PAY MEAN (USD)

LEAVER

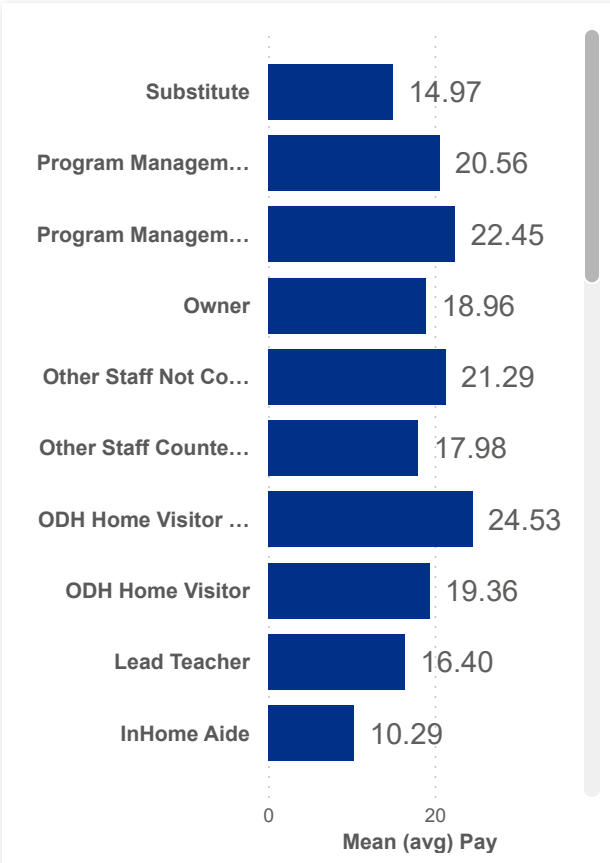
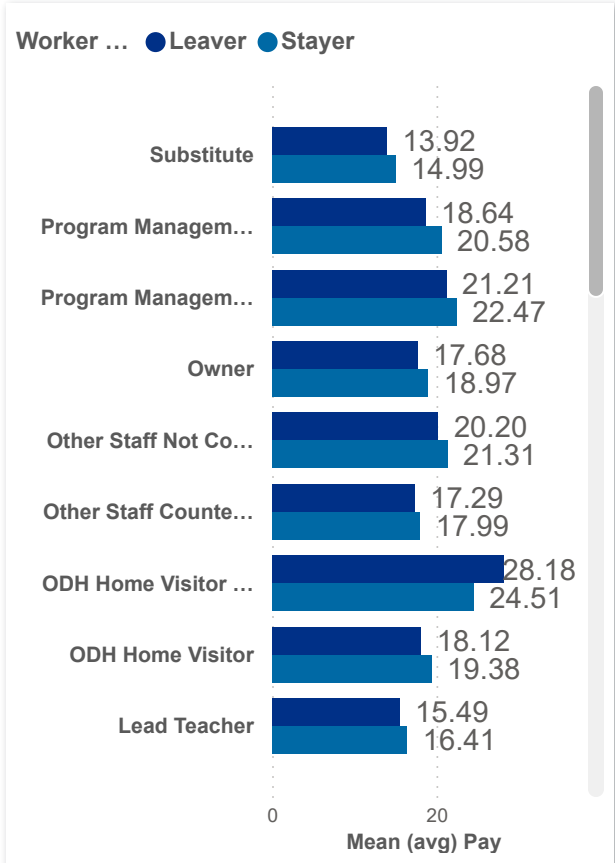
14.87

STAYER

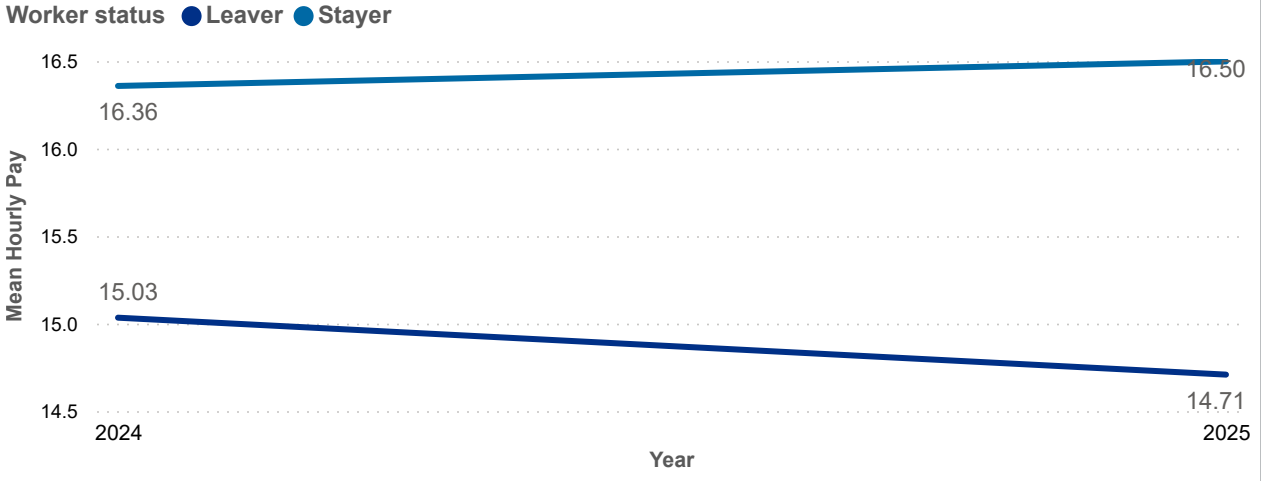
16.42

COMBINED

16.39



Salary Mean by Year and Worker Status



Combined Salary Mean by Year and Worker Status

