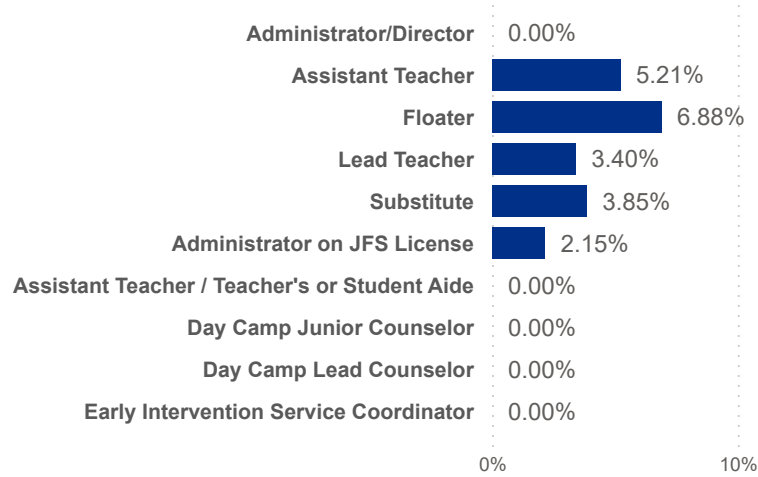




Date: Program Type: Job Title: Teacher Age Group: Education: TEACH Status:
 Position Type: SUTQ Rating: Total Duration: Center Type: Publicly Funded: POWER Status:
 SDA>County: Beale Code: Student Age Group: POWER Levels:

Avg Monthly Turnover Rates by Job Title



Avg Monthly Turnover

4.20%

Adjusted Workers

3,172

Total Leaver

249

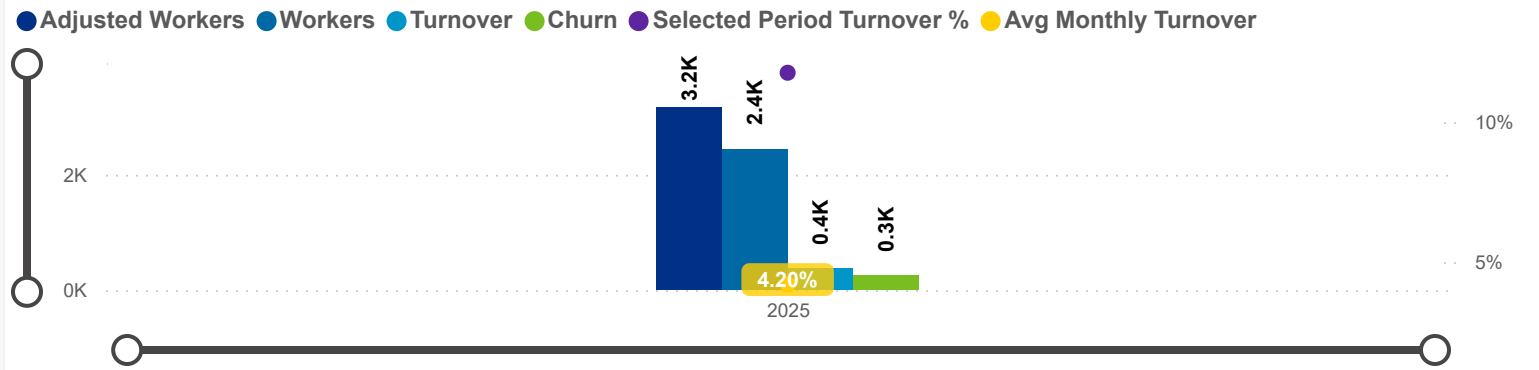
Total Stayer

2,923

Sel Period Turnover

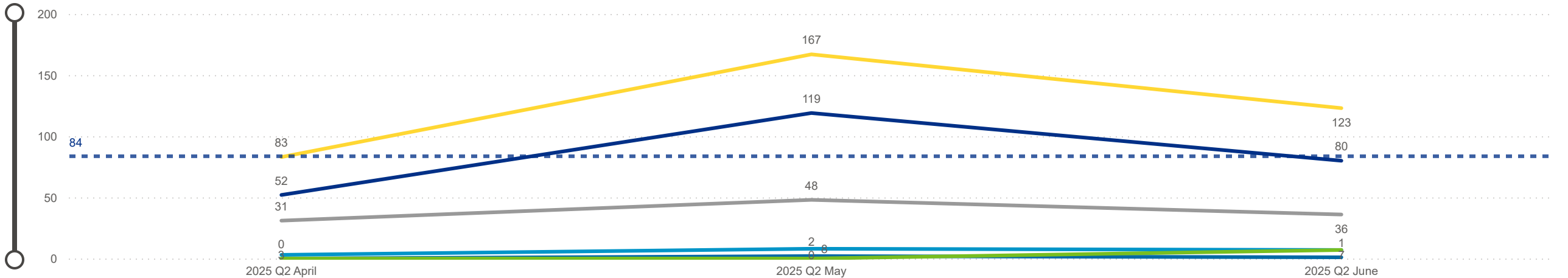
11.76%

Avg Monthly Turnover and Number of Workers



Categorization by Time Series

Legend: Churn (Dark Blue), Internal (Light Blue), Promotion (Cyan), Seasonal (Green), Transfer (Grey), Turnover (Yellow)

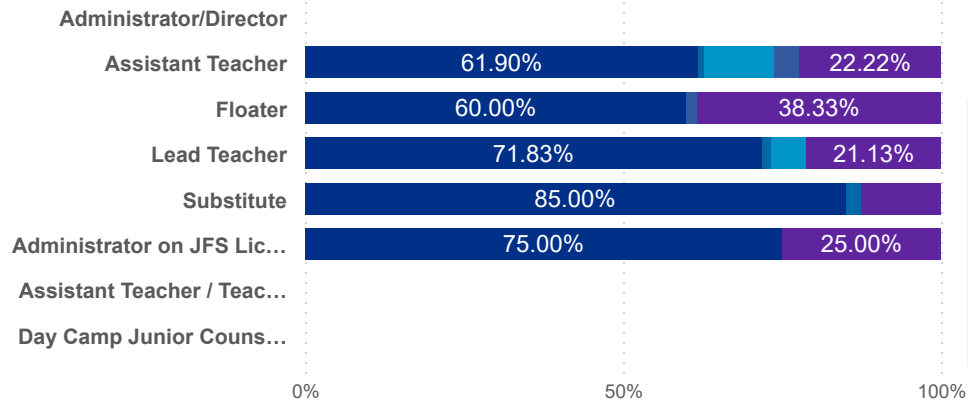




Date: Program Type: Job Title: Teacher Age Group: Education: TEACH Status:
 Position Type: SUTQ Rating: Total Duration: Center Type: Publicly Funded: POWER Status:
 SDA>County: Total Duration: Beale Code: Student Age Group: POWER Levels:

Job Change Reasons by Job Title

● Churn ● Internal ● Promotion ● Seasonal ● Transfer



Avg Monthly Churn

2.83%

Adjusted Workers

3,172

Workload Median

4.80

Pay Median USD / hr

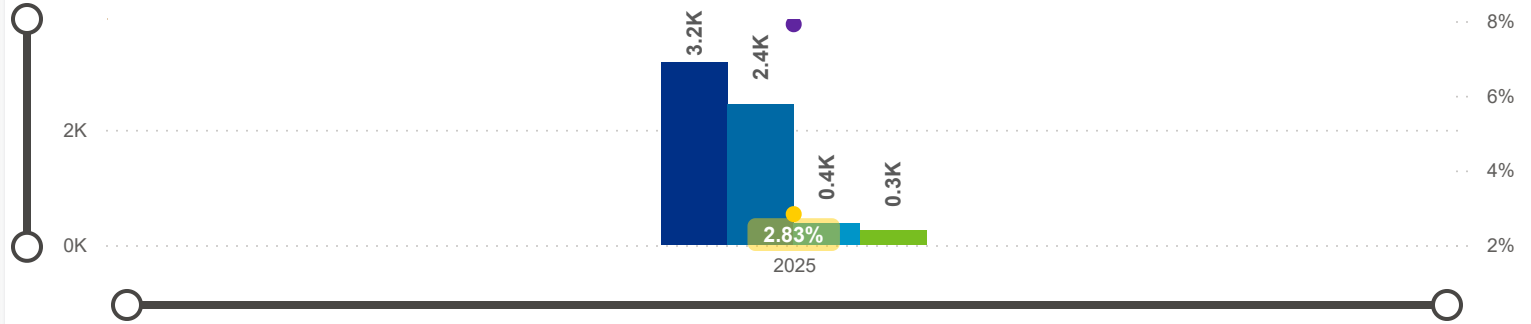
14.00

Avg ECE Duration

5.54

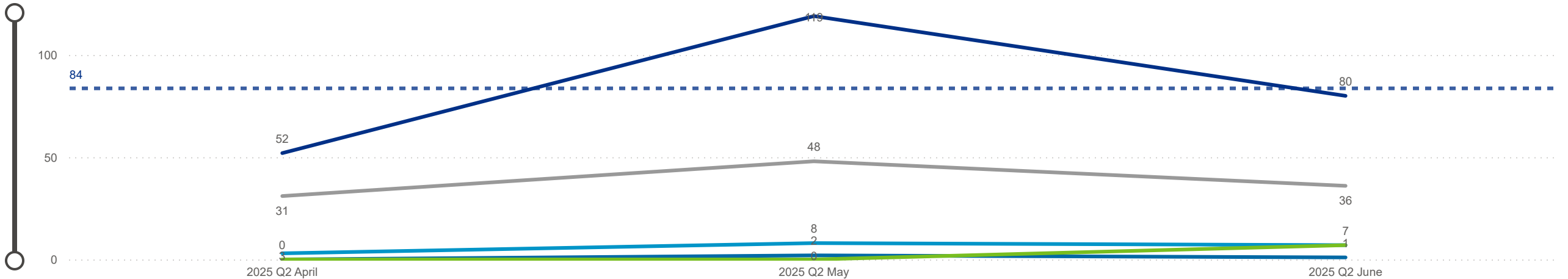
Avg Monthly Churn and Number of Workers

● Adjusted Workers ● Workers ● Turnover ● Churn ● Selected Period Churn % ● Avg Monthly Churn



Categorization by Time Series

● Churn ● Internal ● Promotion ● Seasonal ● Transfer



Date: 202504 | Program Type: All | Job Title: All | Teacher Age Group: All | Education: All | TEACH Status: All
 202506 | Position Type: All | SUTQ Rating: All | Total Duration: 0.00 | Center Type: All | Publicly Funded: All | POWER Status: All
 SDA>County: SDA 7 | Beale Code: All | Student Age Group: All | POWER Levels: All

Low Leaver % | High Leaver %

ADJUSTED WORKERS

3,172

TOTAL LEAVER

249

TOTAL STAYER

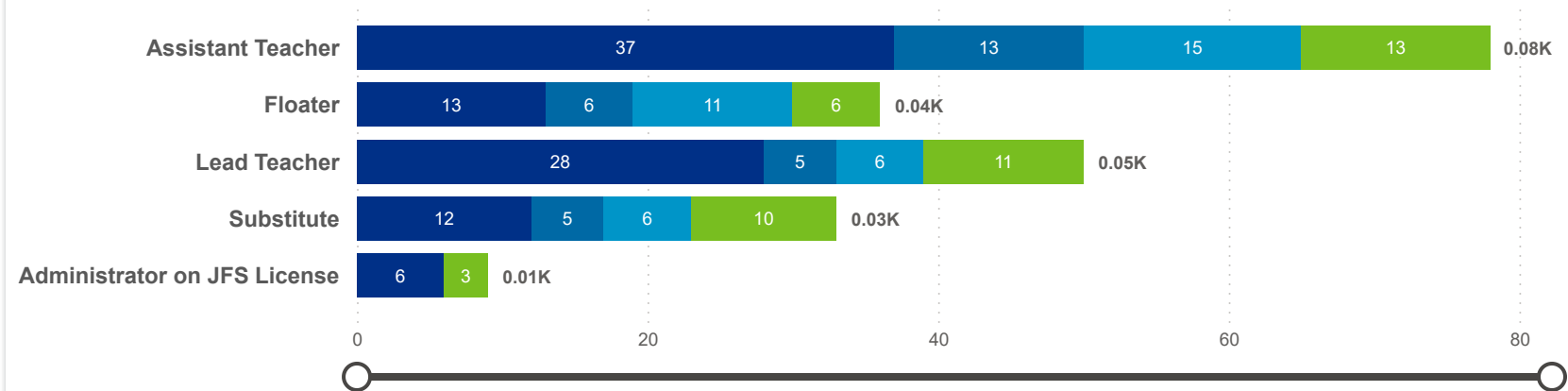
2,923

SELECTED PERIOD CHURN %

7.85%

Leaver by Job Title and Star Rating

Star Rating ● 0 ● 1 ● 2 ● 3



County	Adjusted Workers	Workers	Workers %	Total Leaver	Total Stayer	Selected Period Churn %	Stayer %	Avg Monthly Churn	Selected Period Turnover %	Avg Monthly Turnover	Workload Median	Avg Star Rating
Hardin OH	211	158	6.46%	13	198	6.16%	93.84%	2.10%	7.11%	2.42%	5.00	2.02
Van Wert OH	203	165	6.75%	14	189	6.90%	93.10%	2.41%	9.36%	3.27%	5.81	1.81
Hancock OH	765	582	23.80%	67	698	8.76%	91.24%	3.18%	13.99%	5.07%	4.75	1.68
Allen OH	1,026	747	30.55%	77	949	7.50%	92.50%	2.70%	12.77%	4.59%	4.35	1.51
Wyandot OH	155	130	5.32%	13	142	8.39%	91.61%	3.13%	9.03%	3.13%	4.74	1.32
Auglaize OH	263	211	8.63%	20	243	7.60%	92.40%	2.71%	12.17%	4.33%	5.00	1.24
Mercer OH	300	259	10.59%	28	272	9.33%	90.67%	3.30%	11.00%	3.89%	6.00	0.93
Putnam OH	249	219	8.96%	17	232	6.83%	93.17%	2.63%	8.84%	3.22%	4.46	0.54
Total	3,172	2,445	100.00%	249	2,923	7.85%	92.15%	2.83%	11.76%	4.20%	4.80	1.44

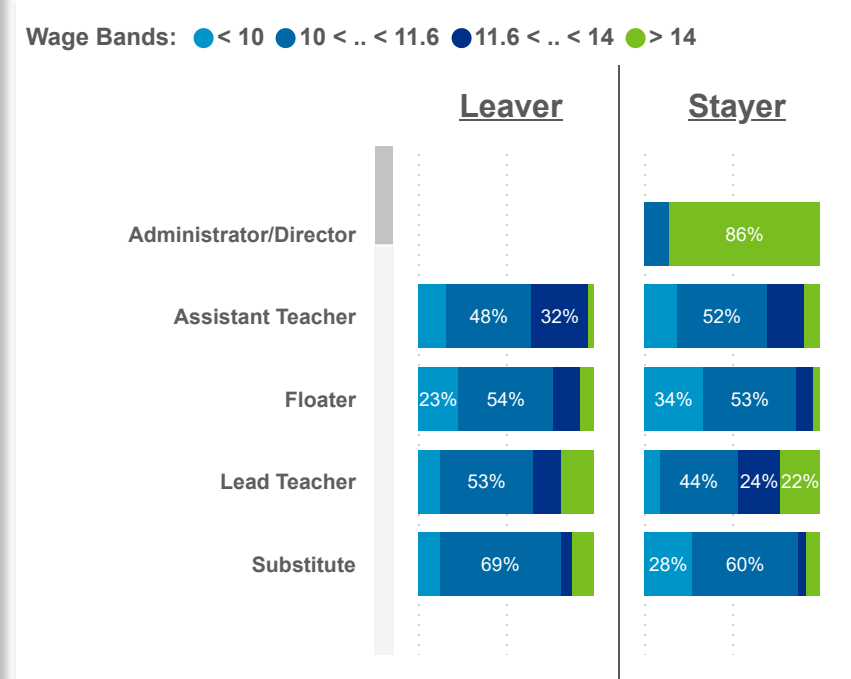
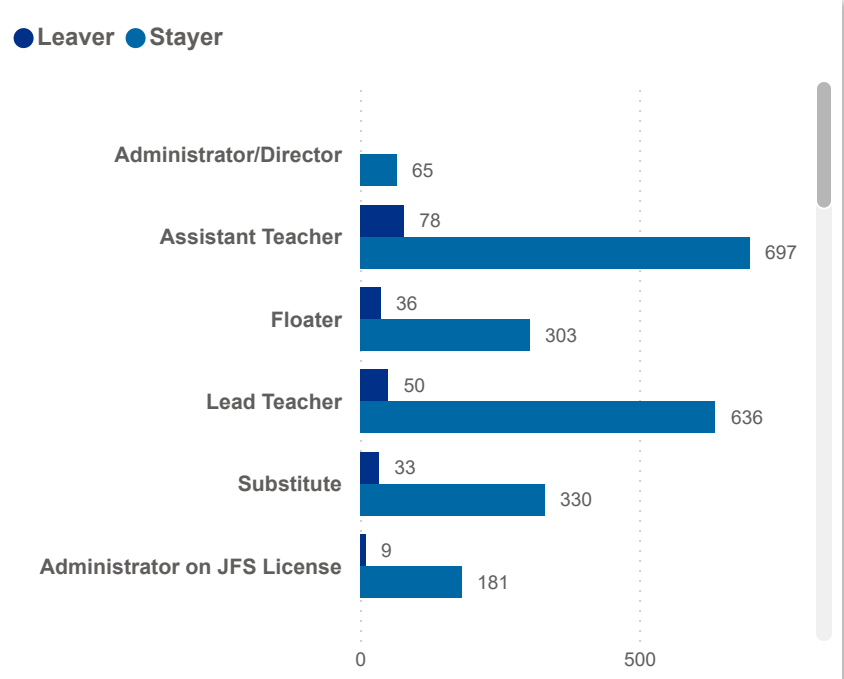

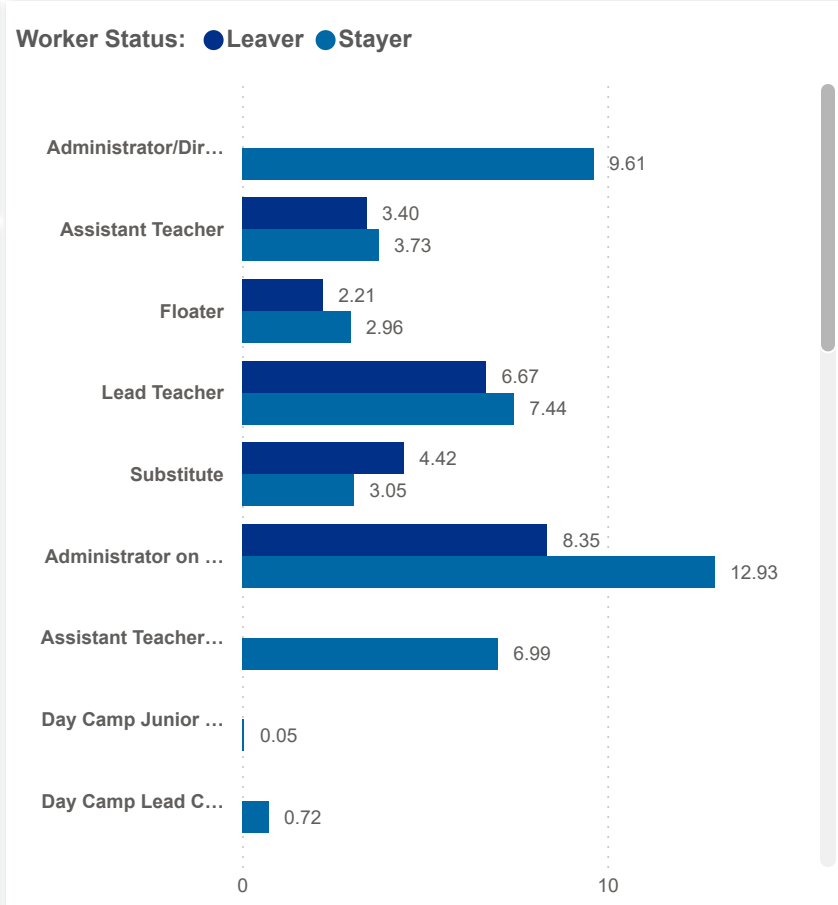



Date: Program Type:
 Job Title: Teacher Age Group: Education: TEACH Status:

Date: Position Type:
 SUTQ Rating: Total Duration: Center Type: Publicly Funded: POWER Status:

SDA>County: Total Duration: Beale Code: Student Age Group: POWER Levels:

NUMBER OF WORKERS		AVG ECE DURATION (In Years)		HOURLY WAGE BANDS (USD)	
TOTAL LEAVER	TOTAL STAYER	LEAVER	STAYER	LEAVER (Hourly Wage MED)	STAYER (Hourly Wage MED)
249	2,923	4.06	5.61	13.00	14.00





Date: Program Type: Job Title: Teacher Age Group: Education: TEACH Status:
 Position Type: SUTQ Rating: Total Duration: Center Type: Publicly Funded: POWER Status:
 SDA>County: Beale Code: Student Age Group: POWER Levels:

NUMBER OF WORKERS

AVG ECE DURATION (In Years)

HOURLY WAGE BANDS (USD)

LEAVER

STAYER

7.85%

92.15%

LEAVER

STAYER

4.06

5.61

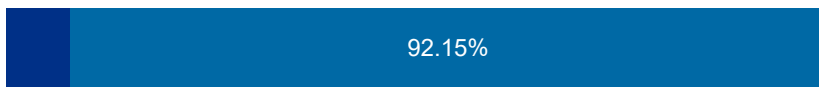
LEAVER (Hourly Wage MED)

STAYER (Hourly Wage MED)

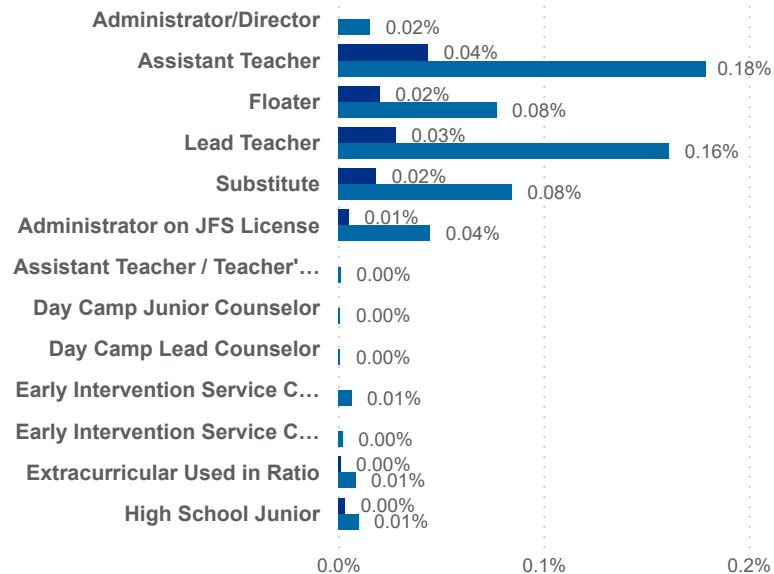
13.00

14.00

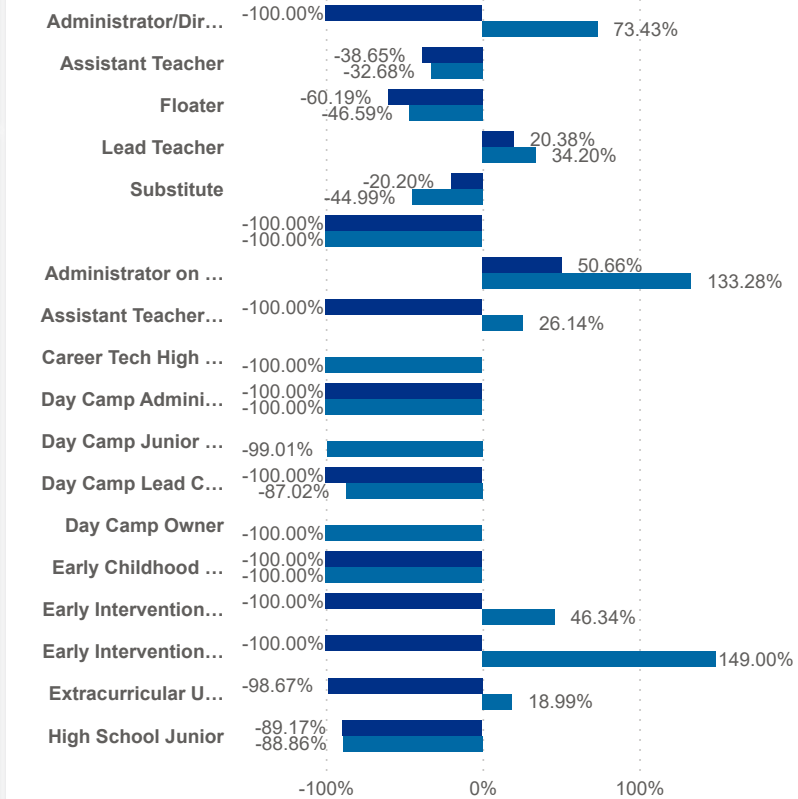
● Leaver % ● Stayer %



Worker Status: ● Leaver ● Stayer



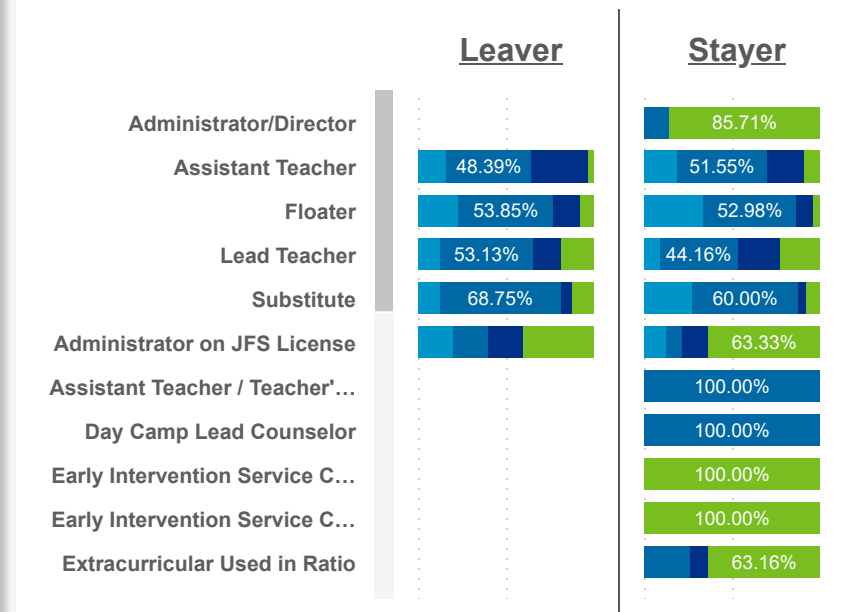
Worker Status: ● Leaver ● Stayer



Wage Bands: ● < 10 ● 10 < .. < 11.6 ● 11.6 < .. < 14 ● > 14



Wage Bands: ● < 10 ● 10 < .. < 11.6 ● 11.6 < .. < 14 ● > 14





Date: Program Type:
 Job Title: Teacher Age Group: Education: TEACH Status:

Date: Position Type:
 SUTQ Rating: Total Duration: Center Type: Publicly Funded: POWER Status:

SDA>County: Beale Code: Student Age Group: POWER Levels:

LEAVER (Avg Career Duration)

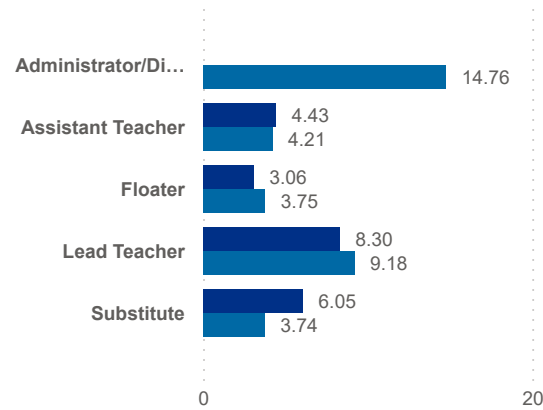
5.41

STAYER (Avg Career Duration)

8.18

Avg Career Duration by Job Title

Worker Status: ● Leaver ● Stayer



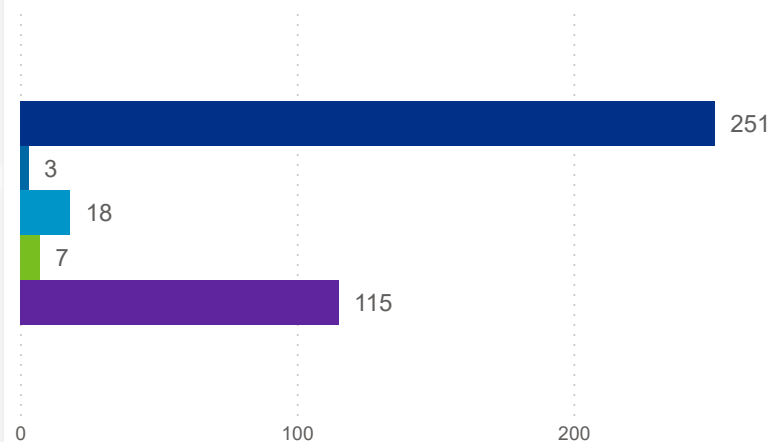
County	Job Title	Longest Serving Profile	\$ / hr	Seniority	Workload	Star Rating (Mean)
Allen	Administrator/Director	3.75		Early	20.25	0.0
Auglaize	Administrator/Director	1.18		Early	8.22	2.6
Hancock	Administrator/Director	3.10		Early	8.30	1.5
Hardin	Administrator/Director	3.75		Early	12.07	0.0
Mercer	Administrator/Director	1.63		Early	8.25	2.7
Van Wert	Administrator/Director	3.55		Early	5.45	2.5
Wyandot	Administrator/Director	1.75		Early	6.54	1.5
Allen	Administrator/Director	4.05	13.00	Early	18.00	0.0
Hardin	Administrator/Director	2.68	30.00	Early	12.07	0.0
Putnam	Administrator/Director	2.69	30.00	Early	20.00	3.0

TOTAL STAYER

2,923

Turnover Reasons

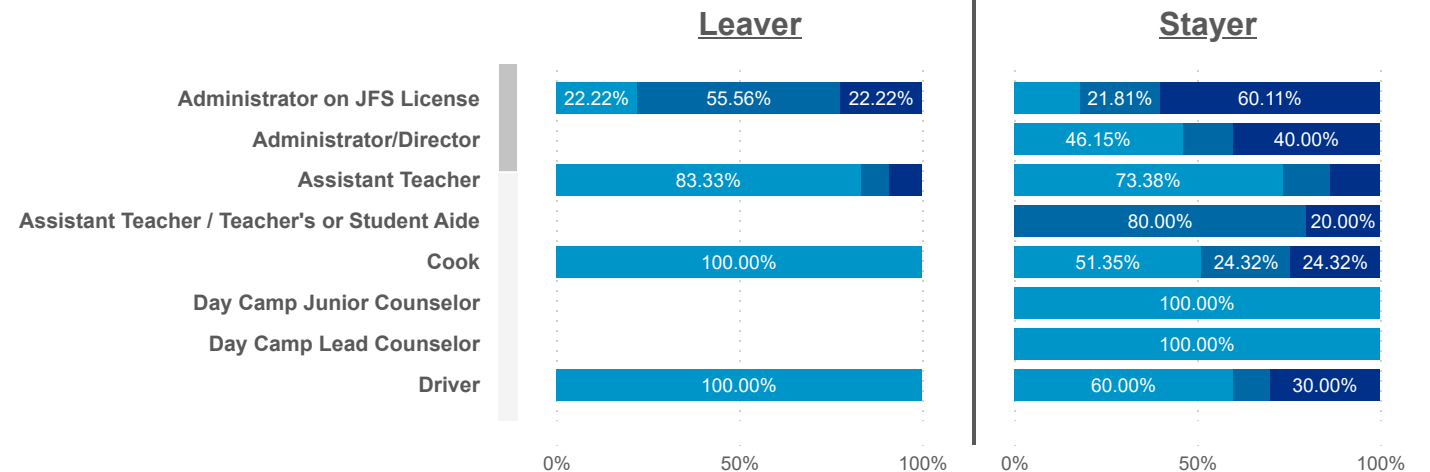
● Churn ● Internal ● Promotion ● Seasonal ● Transfer



STAYER (Promotion)

18

Seniority: ● Early ● Mid ● Senior





Date: Program Type:
 Job Title: Teacher Age Group: Education: TEACH Status:

Date: Position Type:
 SUTQ Rating: Total Duration: Center Type: Publicly Funded: POWER Status:

SDA>County: Beale Code: Student Age Group: POWER Levels:

LEAVER (Avg Career Duration)

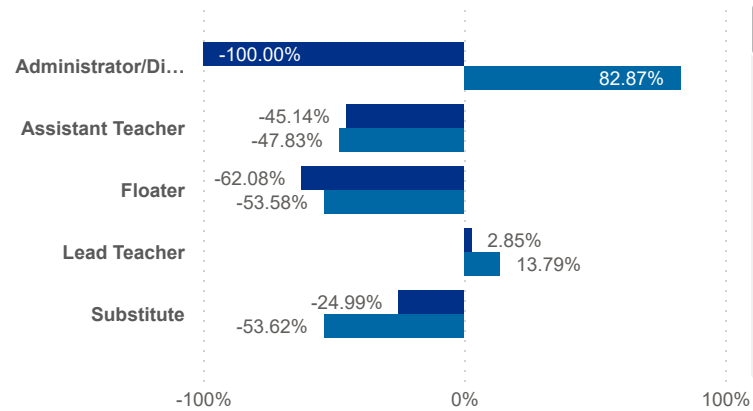
5.41

STAYER (Avg Career Duration)

8.18

Avg Career Duration by Job Title vs Mean

Worker Status: ● Leaver ● Stayer



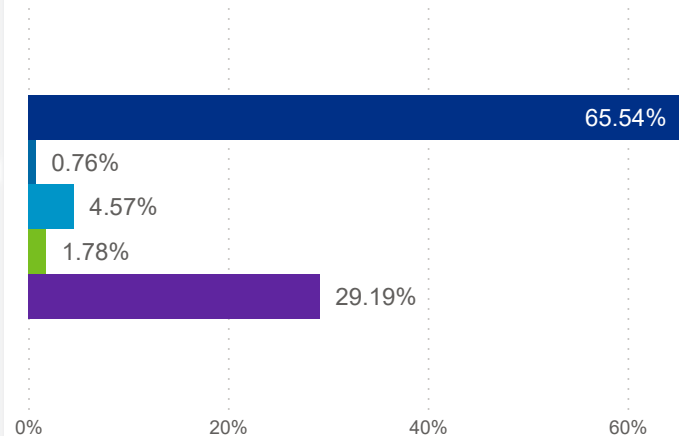
County	Job Title	Longest Serving Profile	\$ / hr	Seniority	Workload	Star Rating (mean)
Hancock	Assistant Teacher	0.01	10.80	Early	3.33	1.0
Mercer	Assistant Teacher	0.01	11.40	Early	5.83	3.0
Allen	Assistant Teacher	0.01	14.34	Mid	10.55	1.0
Allen	Floater	0.01	11.25	Early	5.30	3.0
Hancock	Floater	0.01	12.50	Early	5.56	3.0
Mercer	HS Senior or Graduate <18	0.01	13.00	Early	11.58	0.0
Putnam	Assistant Teacher	0.02	13.60	Early	7.27	3.0
Wyandot	Assistant Teacher	0.03	17.43	Early	10.20	3.0
Wyandot	Assistant Teacher	0.03	17.74	Early	10.20	3.0
Putnam	Floater	0.04	12.00	Early	5.28	0.0
Putnam	Floater	0.04		Senior	7.04	3.0

TOTAL STAYER

2,923

Turnover Reasons

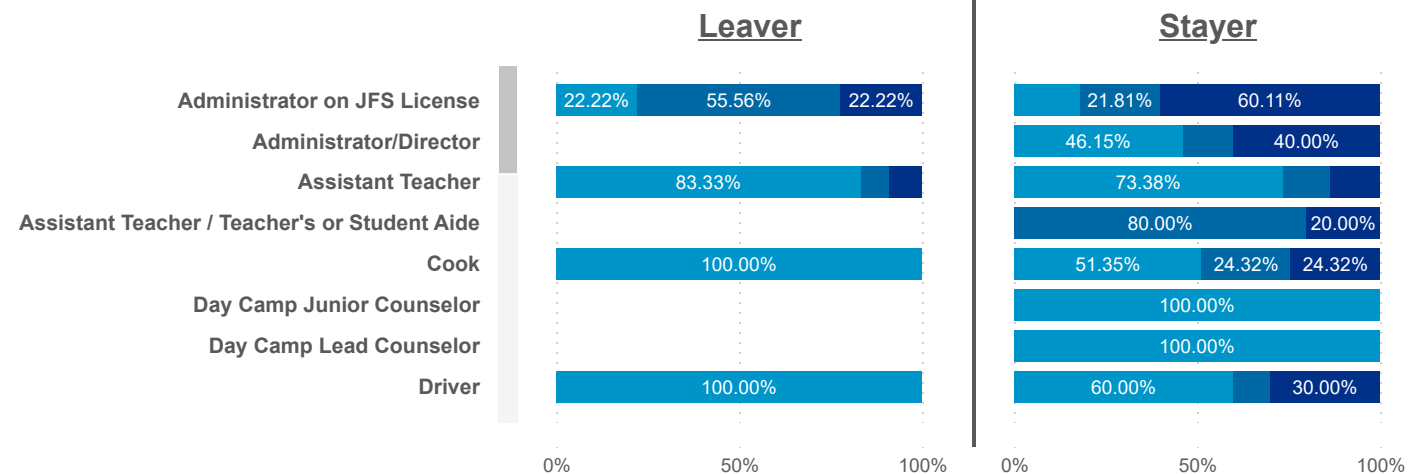
● Churn ● Internal ● Promotion ● Seasonal ● Transfer



STAYER (Promotion)

18

Seniority: ● Early ● Mid ● Senior





Date: Program Type: Job Title: Teacher Age Group: Education: TEACH Status:
 Position Type: SUTQ Rating: Total Duration: Center Type: Publicly Funded: POWER Status:
 SDA>County: Beale Code: Student Age Group: POWER Levels:

PAY MEDIAN (USD)

PAY PROGRESSION (USD)

PAY & CAREER SENIORITY (USD)

LEAVER
13.00

STAYER
14.00

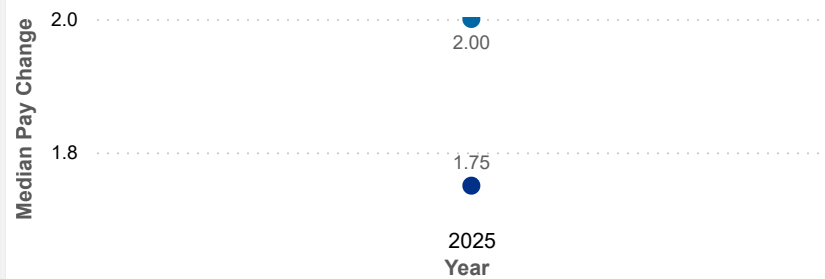
LEAVER
0.29

STAYER
0.61

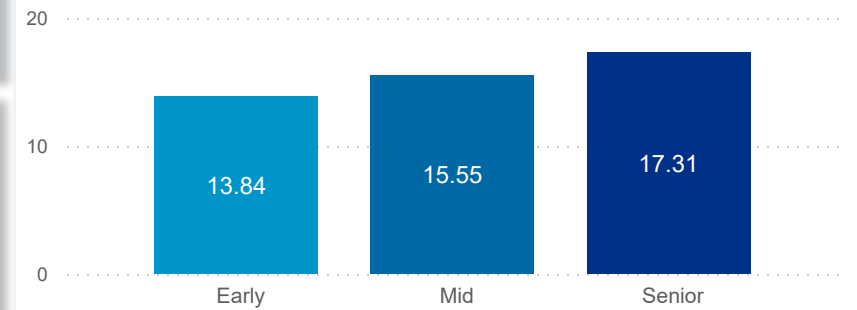
Worker Status: ● Leaver ● Stayer



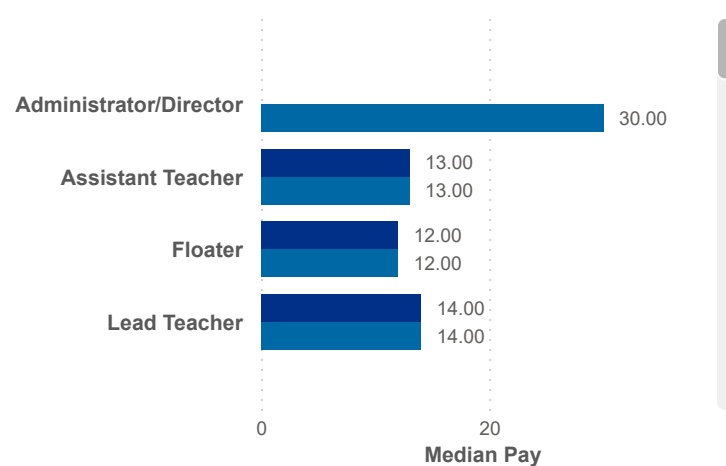
Worker Status: ● Leaver ● Stayer



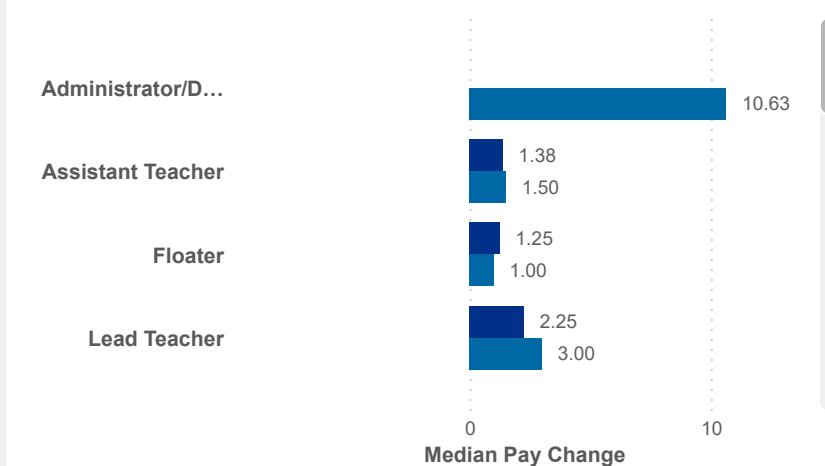
Seniority: ● Early ● Mid ● Senior



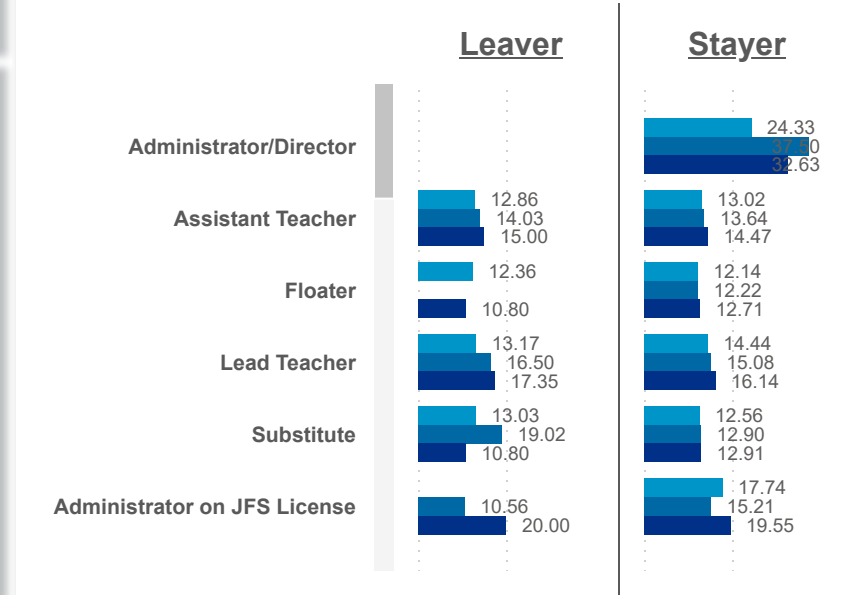
Worker Status: ● Leaver ● Stayer



Worker Status: ● Leaver ● Stayer



Seniority: ● Early ● Mid ● Senior





Date: Program Type: Job Title: Teacher Age Group: Education: TEACH Status:
 Position Type: SUTQ Rating: Total Duration: Center Type: Publicly Funded: POWER Status:
 SDA>County: Beale Code: Student Age Group: POWER Levels:

PAY MEDIAN (USD)

LEAVER

13.00

STAYER

14.00

PAY PROGRESSION (USD)

LEAVER

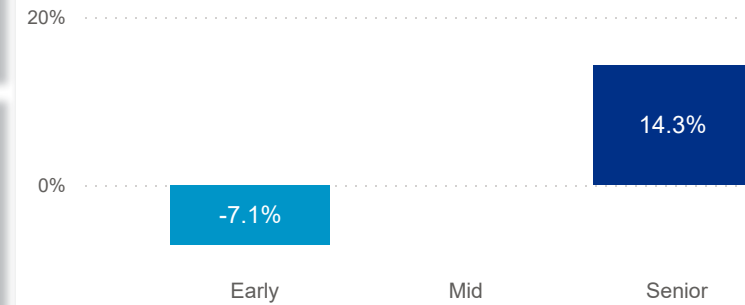
0.29

STAYER

0.61

PAY & CAREER SENIORITY (USD)


Seniority: ● Early ● Mid ● Senior



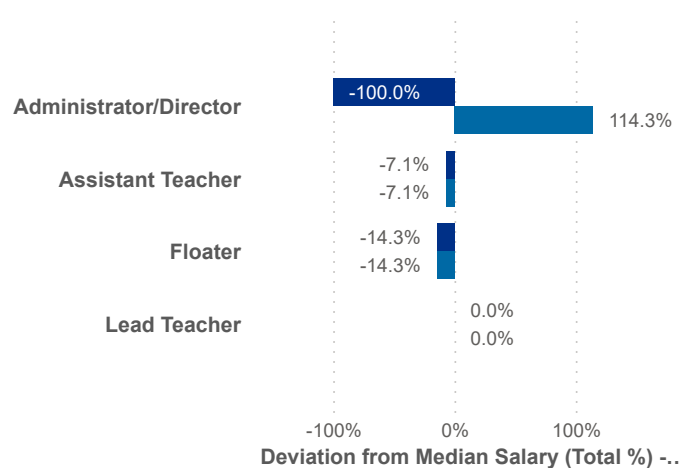
Worker Status: ● Leaver ● Stayer



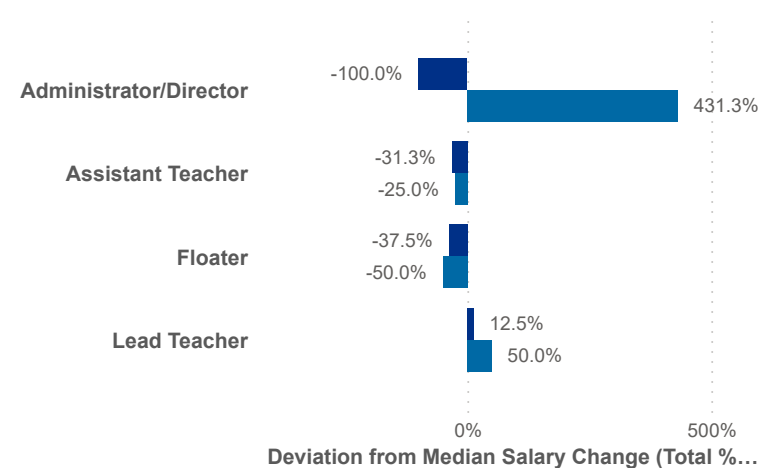
Worker Status: ● Leaver ● Stayer



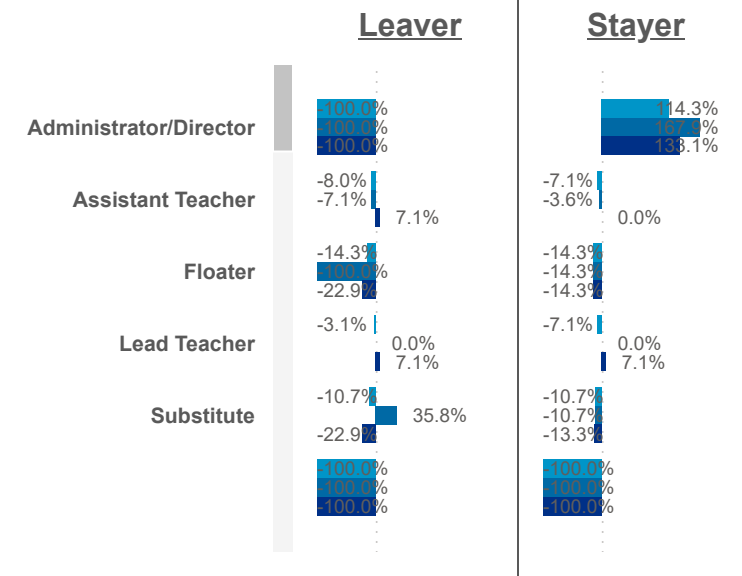
Worker Status: ● Leaver ● Stayer



Worker Status: ● Leaver ● Stayer



Seniority: ● Early ● Mid ● Senior





Date: Program Type:
 Job Title: Teacher Age Group: Education: TEACH Status:

Date: Position Type:
 SUTQ Rating: Total Duration: Center Type: Publicly Funded: POWER Status:

SDA>County: Beale Code: Student Age Group: POWER Levels:

Workload Median (Total)

4.80

Workload Median (Leaver)

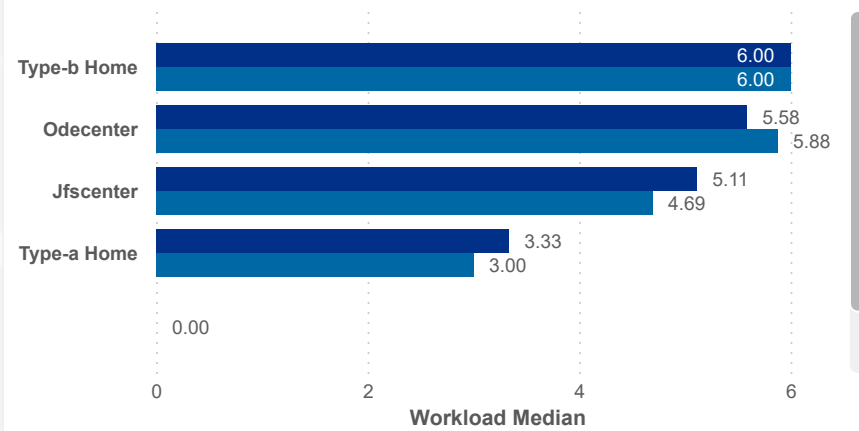
5.56

Workload Median (Stayer)

4.79

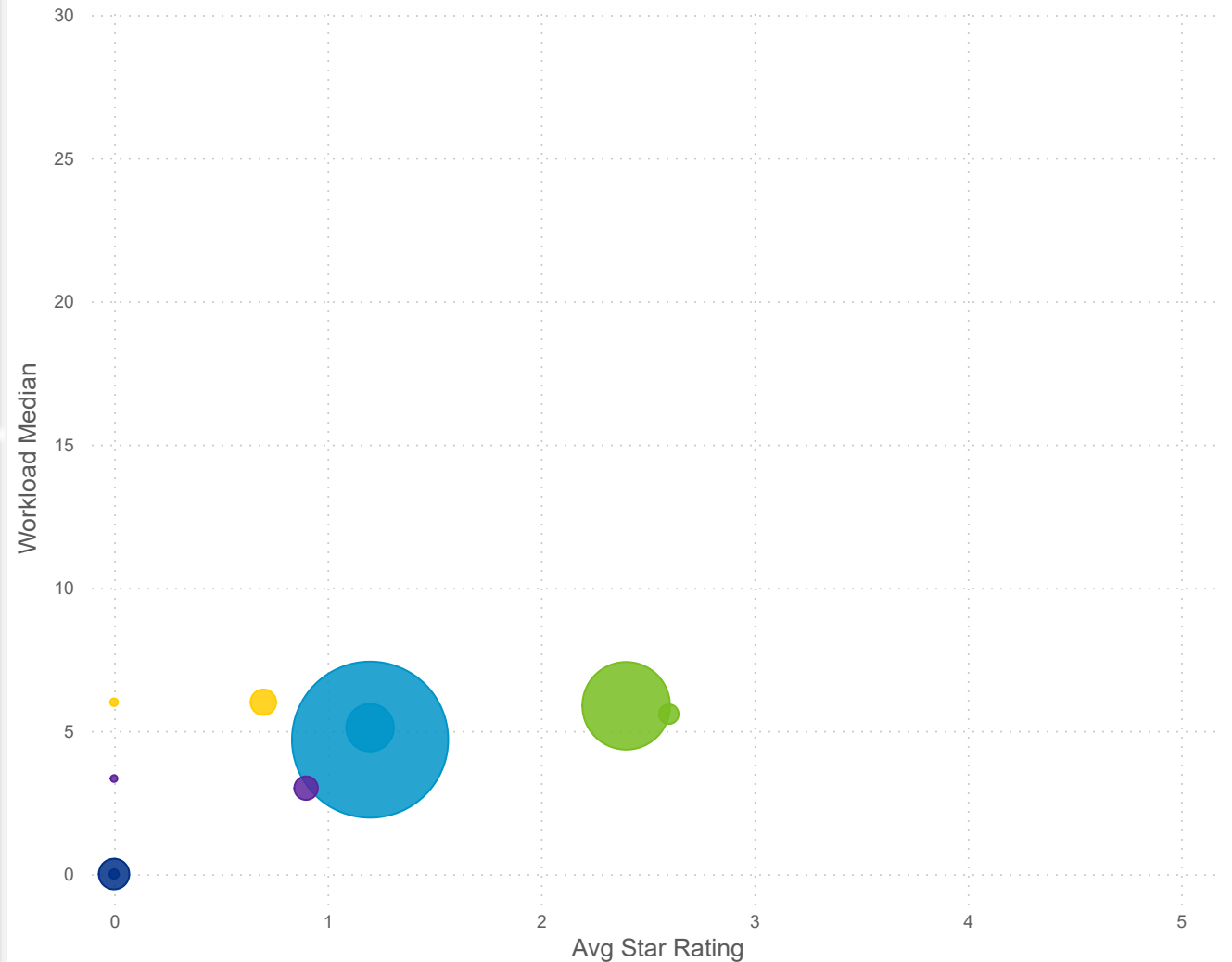
Workload Median

Worker status ● Leaver ● Stayer



Star Rating Mean, Workload Median, and Number of Users by Worker Status and Center Type

Center Type: ● Day Camp ● Jfscenter ● Odecenter ● Type-a Home ● Type-b Home



Star Rating Mean (Total)

1.4

Star Rating Mean (Leaver)

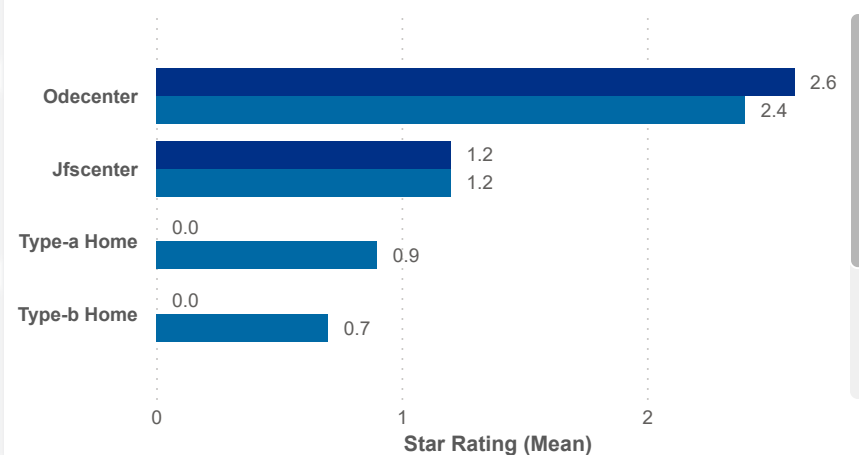
1.3

Star Rating Mean (Stayer)

1.4

Star Rating Mean

Worker status ● Leaver ● Stayer





Date: Program Type:
 Job Title: Teacher Age Group: Education: TEACH Status:

Date: Position Type:
 SUTQ Rating: Total Duration: Center Type: Publicly Funded: POWER Status:

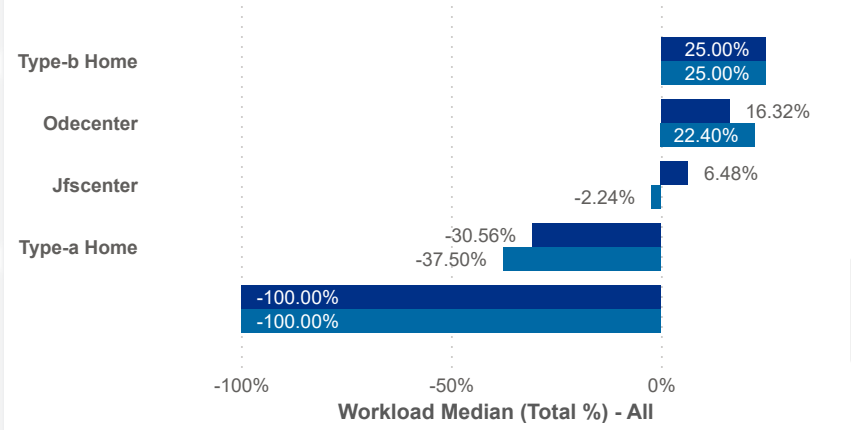
SDA>County: Beale Code: Student Age Group: POWER Levels:

Workload Median (Total)

4.80

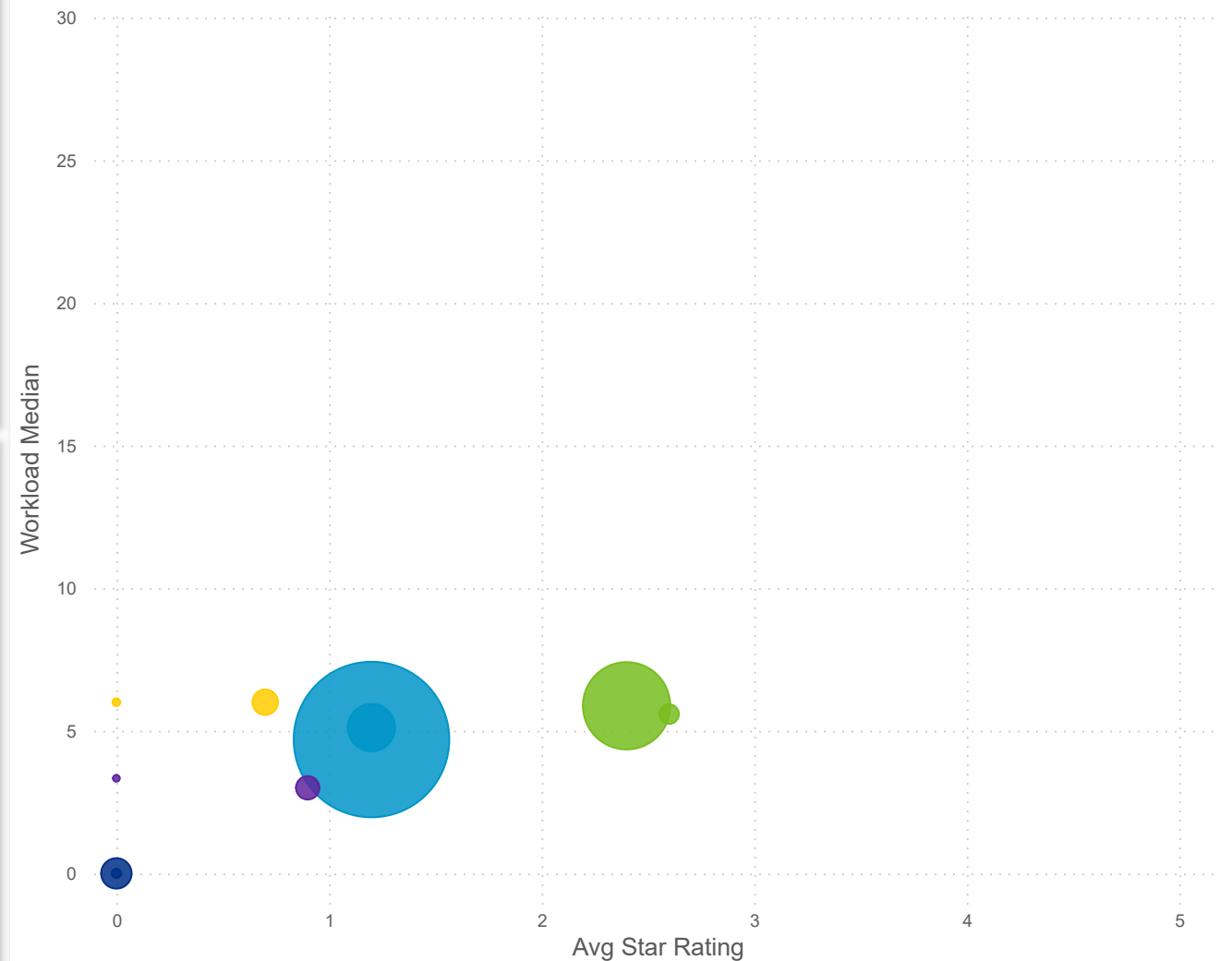
Workload Median (Total %)

Worker status ● Leaver ● Stayer



Star Rating Mean, Workload Median, and Number of Users by Worker Status and Center Type

Center Type: ● Day Camp ● Jfscenter ● Odecenter ● Type-a Home ● Type-b Home



Workload Median (Leaver)

5.56

Workload Median (Stayer)

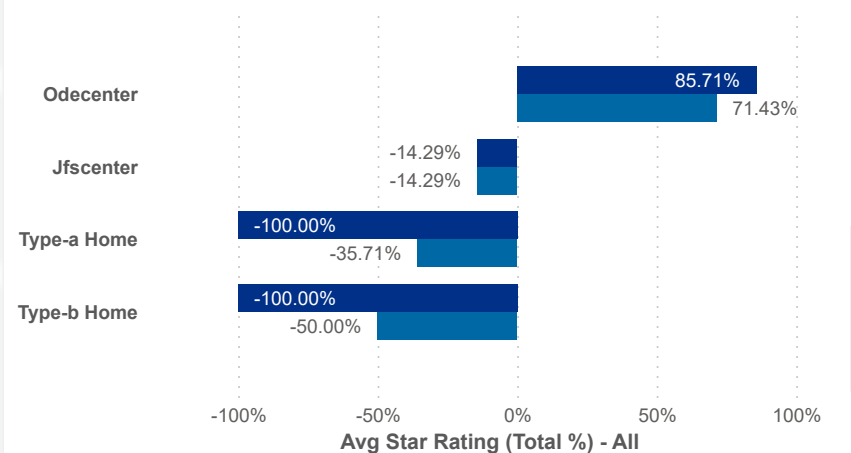
4.79

Star Rating Mean (Total)

1.4

Star Rating Mean (Total %)

Worker status ● Leaver ● Stayer



Star Rating Mean (Leaver)

1.3

Star Rating Mean (Stayer)

1.4

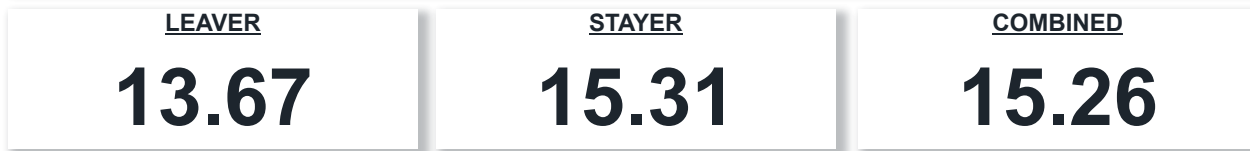


Date: Program Type:
 Job Title: Teacher Age Group: Education: TEACH Status:

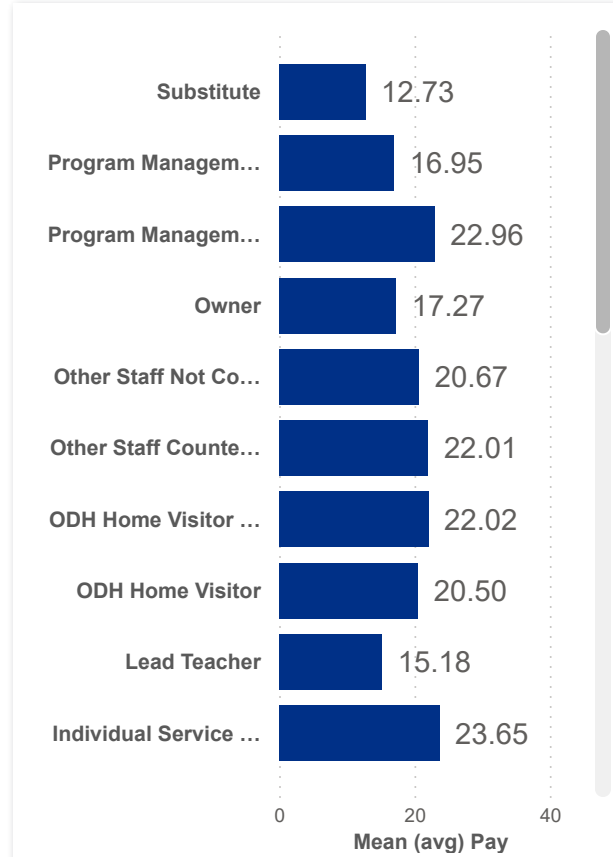
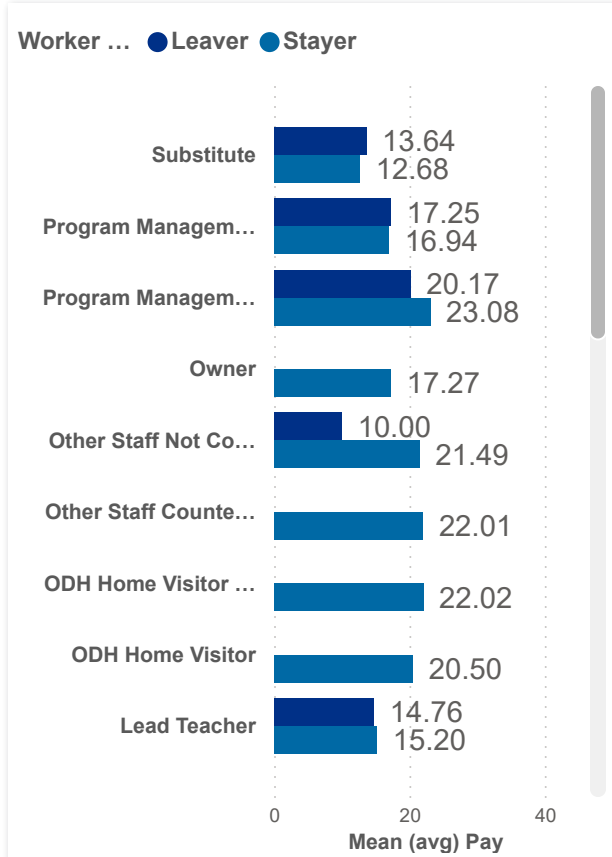
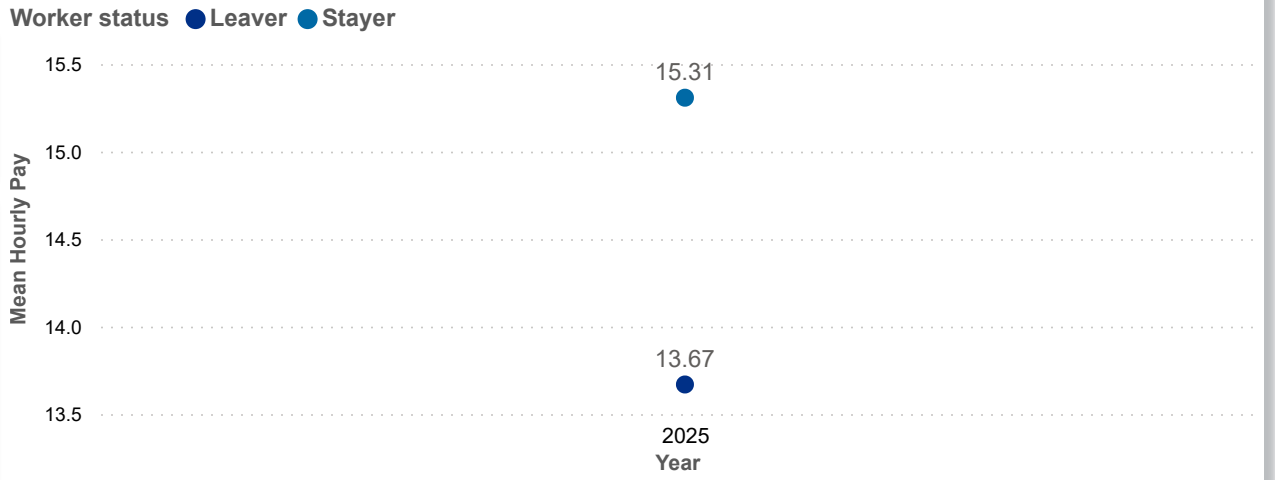
Date: Position Type:
 SUTQ Rating: Total Duration: Center Type: Publicly Funded: POWER Status:

SDA>County: Total Duration: Beale Code: Student Age Group: POWER Levels:

PAY MEAN (USD)



Salary Mean by Year and Worker Status



Combined Salary Mean by Year and Worker Status

