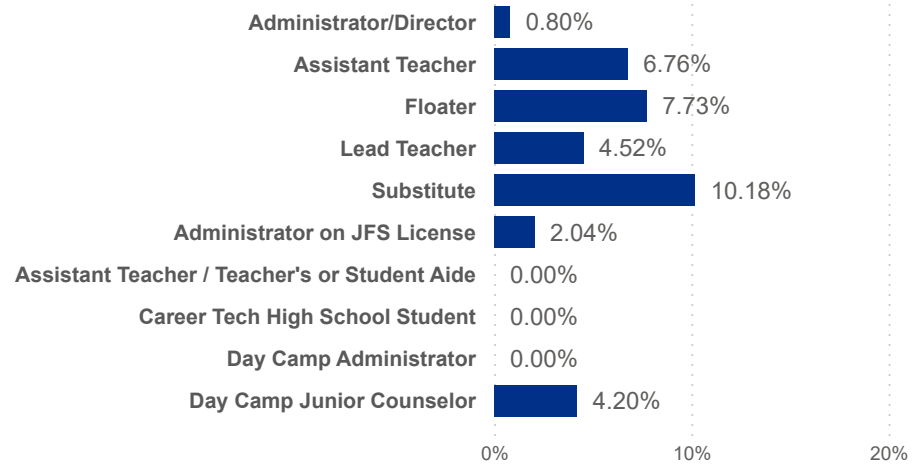




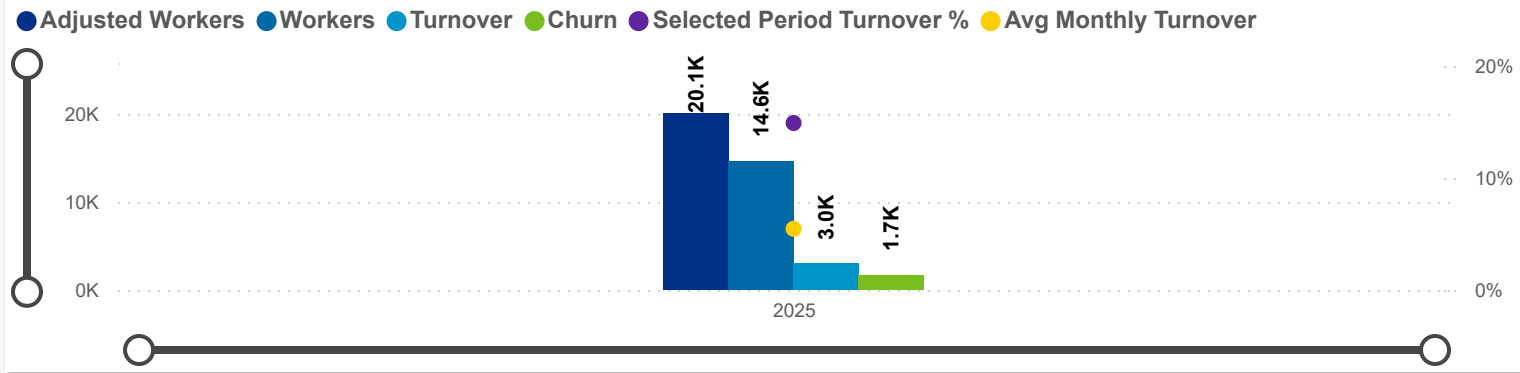
Date: Program Type: Job Title: Teacher Age Group: Education: TEACH Status:
 Position Type: Credential: TEACH Models:
 SDA>County: SUTQ Rating: Total Duration: Center Type: Publicly Funded: POWER Status:
 Beale Code: Student Age Group: POWER Levels:

Avg Monthly Turnover Rates by Job Title

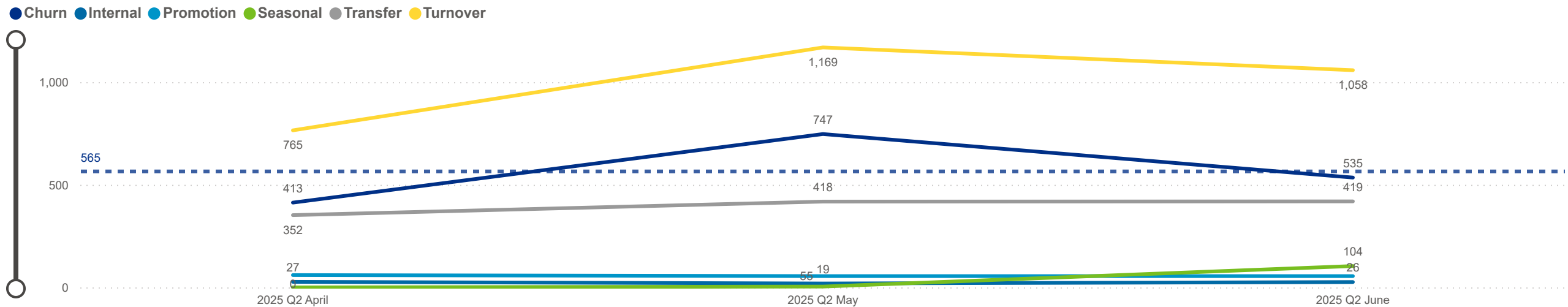


Avg Monthly Turnover	Adjusted Workers	Total Leaver	Total Stayer	Sel Period Turnover
5.47%	20,063	1,682	18,381	14.91%

Avg Monthly Turnover and Number of Workers



Categorization by Time Series





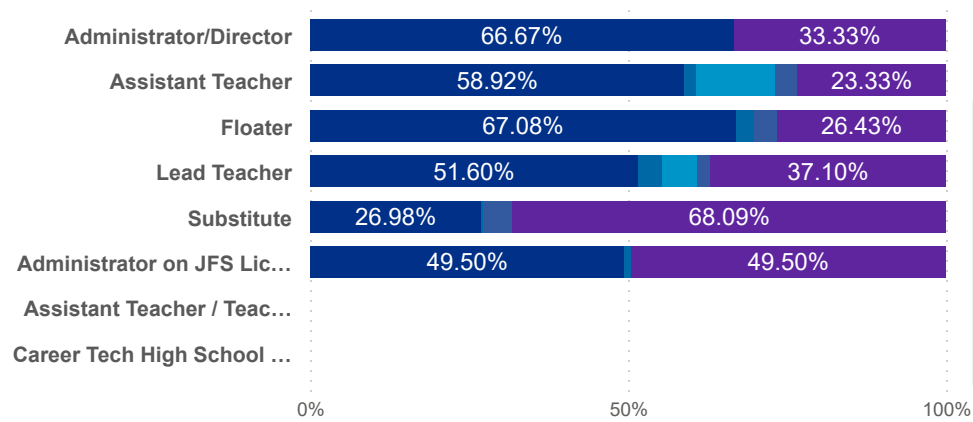
Date: Program Type:
 Job Title: Teacher Age Group: Education: TEACH Status:

Date: Position Type:
 SUTQ Rating: Total Duration: Center Type: Publicly Funded: POWER Status:

SDA>County: Beale Code: Student Age Group: POWER Levels:

Job Change Reasons by Job Title

● Churn ● Internal ● Promotion ● Seasonal ● Transfer



Avg Monthly Churn

3.10%

Adjusted Workers

20,063

Workload Median

5.42

Pay Median USD / hr

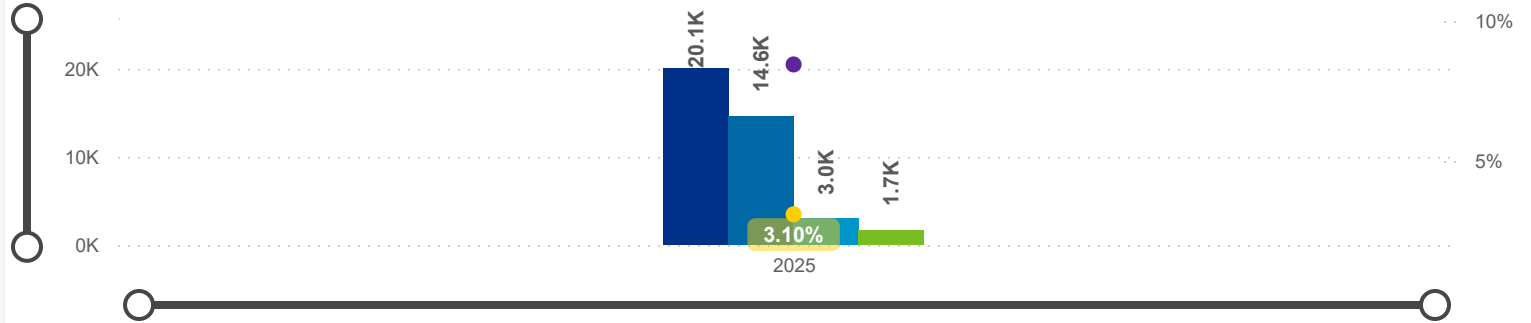
15.50

Avg ECE Duration

5.67

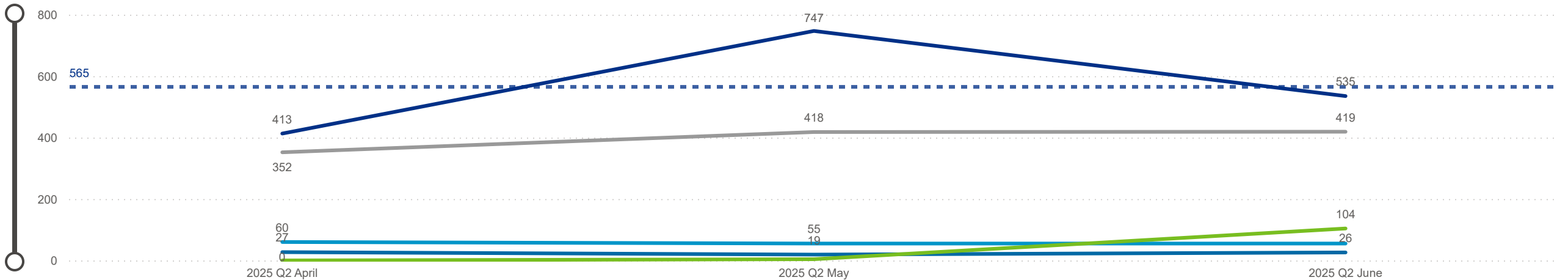
Avg Monthly Churn and Number of Workers

● Adjusted Workers ● Workers ● Turnover ● Churn ● Selected Period Churn % ● Avg Monthly Churn



Categorization by Time Series

● Churn ● Internal ● Promotion ● Seasonal ● Transfer

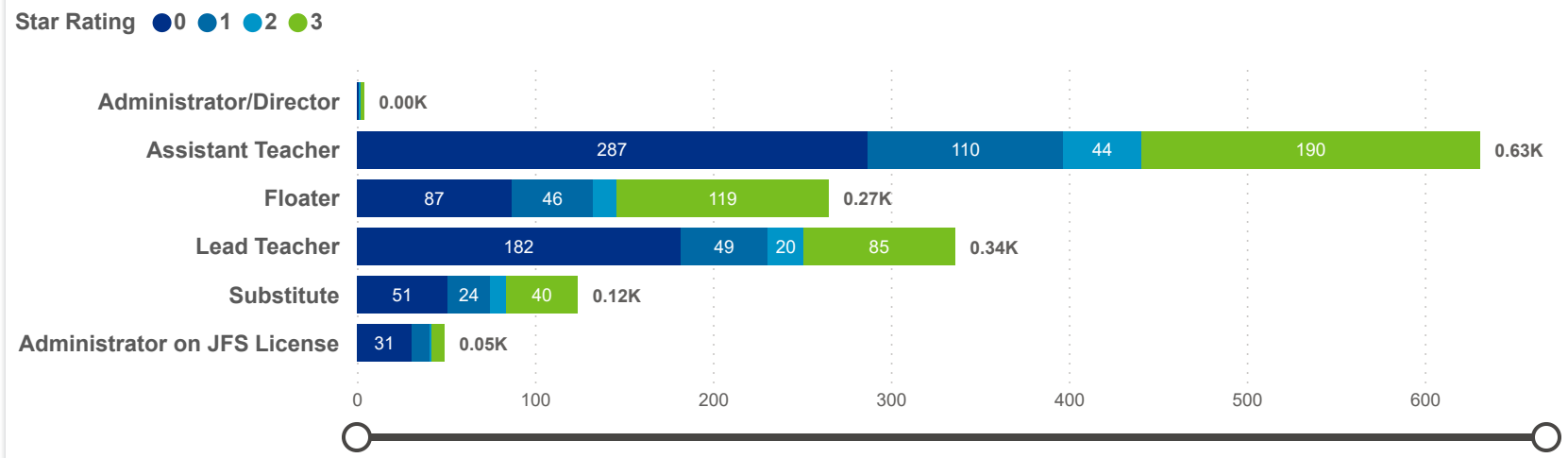


Date: 202504 | Program Type: All | Job Title: All | Teacher Age Group: All | Education: All | TEACH Status: All
 202506 | Position Type: All | SUTQ Rating: All | Total Duration: 0.00 | Center Type: All | Publicly Funded: All | POWER Status: All
 SDA>County: SDA 6 | Beale Code: All | Student Age Group: All | POWER Levels: All

Low Leaver % | High Leaver %

ADJUSTED WORKERS	TOTAL LEAVER	TOTAL STAYER	SELECTED PERIOD CHURN %
20,063	1,682	18,381	8.38%

Leaver by Job Title and Star Rating



County	Adjusted Workers	Workers	Workers %	Total Leaver	Total Stayer	Selected Period Churn %	Stayer %	Avg Monthly Churn	Selected Period Turnover %	Avg Monthly Turnover	Workload Median	Avg Star Rating
Clermont OH	1,703	1,235	8.44%	158	1,545	9.28%	90.72%	3.37%	14.45%	5.25%	5.67	1.47
Clinton OH	251	190	1.30%	10	241	3.98%	96.02%	1.33%	3.98%	1.33%	5.00	1.38
Butler OH	3,218	2,529	17.29%	293	2,925	9.11%	90.89%	3.41%	16.90%	6.25%	5.53	1.28
Hamilton OH	12,389	8,984	61.41%	978	11,411	7.89%	92.11%	2.90%	14.64%	5.34%	5.24	1.27
Warren OH	2,505	2,019	13.80%	243	2,262	9.70%	90.30%	3.72%	15.09%	5.69%	5.67	1.14
Total	20,063	14,630	100.00%	1,682	18,381	8.38%	91.62%	3.10%	14.91%	5.47%	5.42	1.27

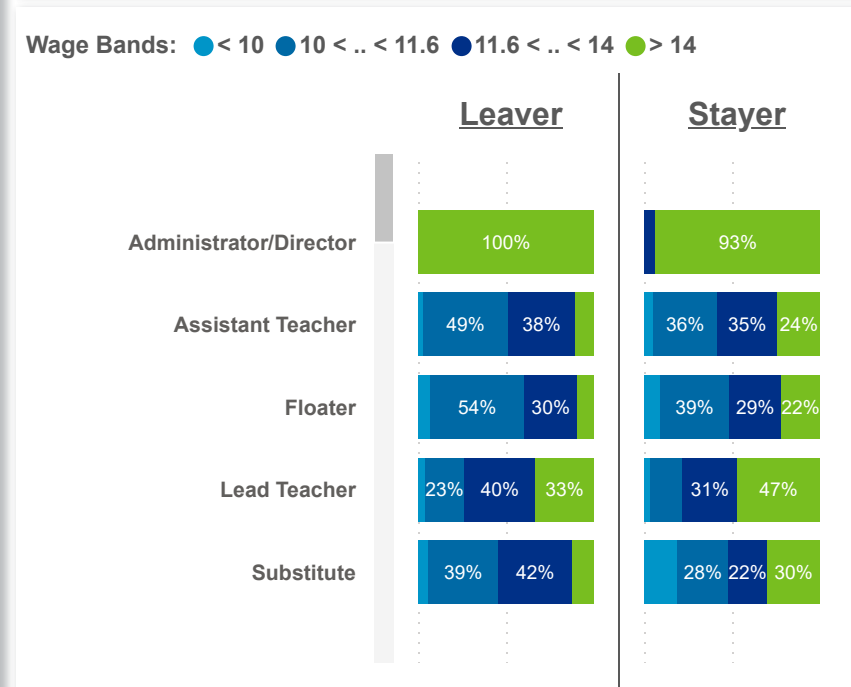
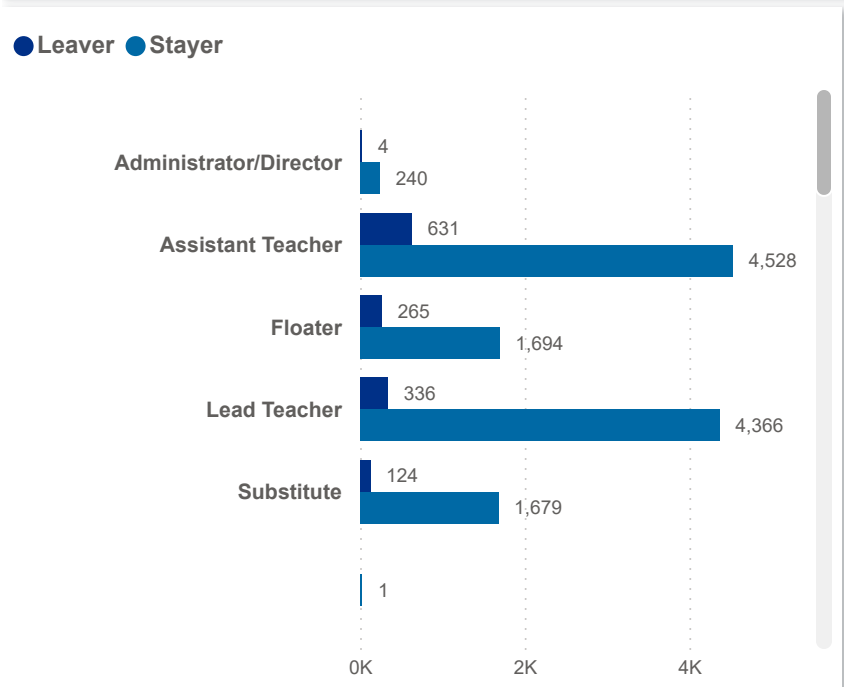
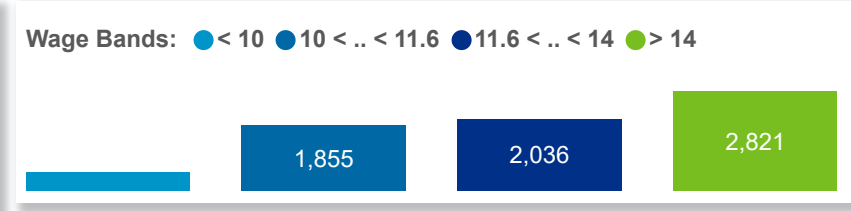
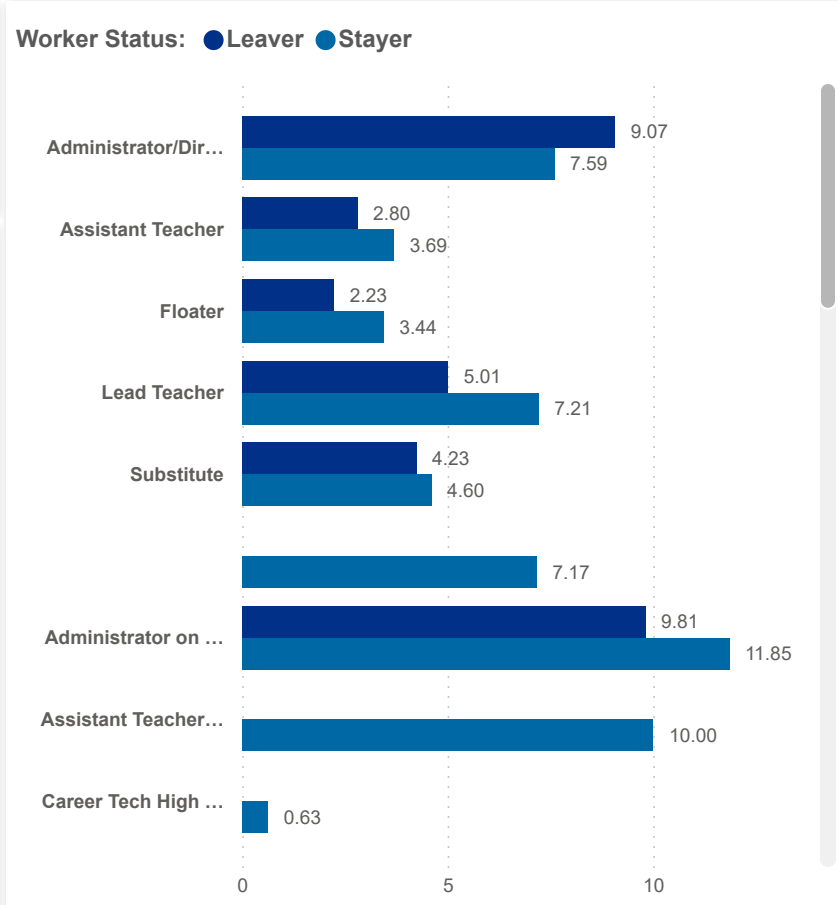



Date: Program Type:
 Job Title: Teacher Age Group: Education: TEACH Status:

Date: Position Type:
 SUTQ Rating: Total Duration: Center Type: Publicly Funded: POWER Status:

SDA>County: Total Duration: Beale Code: Student Age Group: POWER Levels:

NUMBER OF WORKERS		AVG ECE DURATION (In Years)		HOURLY WAGE BANDS (USD)	
TOTAL LEAVER	TOTAL STAYER	LEAVER	STAYER	LEAVER (Hourly Wage MED)	STAYER (Hourly Wage MED)
1,682	18,381	3.61	5.75	15.00	15.50





Date: Program Type: Job Title: Teacher Age Group: Education: TEACH Status:
 Position Type: SUTQ Rating: Total Duration: Center Type: Publicly Funded: POWER Status:
 SDA>County: Beale Code: Student Age Group: POWER Levels:

NUMBER OF WORKERS

AVG ECE DURATION (In Years)

HOURLY WAGE BANDS (USD)

LEAVER

STAYER

8.38%

91.62%

LEAVER

STAYER

3.61

5.75

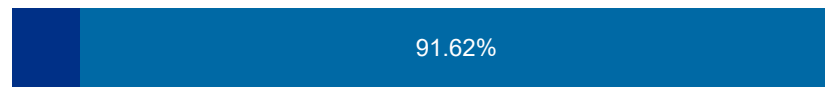
LEAVER (Hourly Wage MED)

STAYER (Hourly Wage MED)

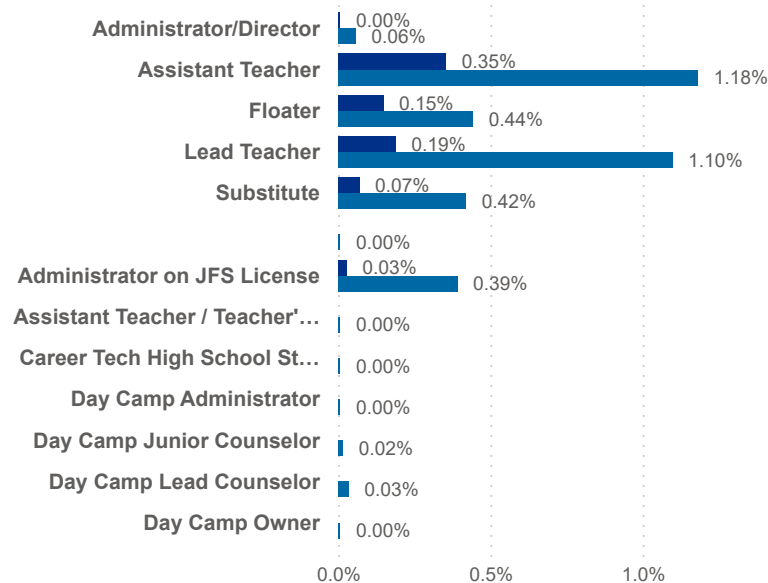
15.00

15.50

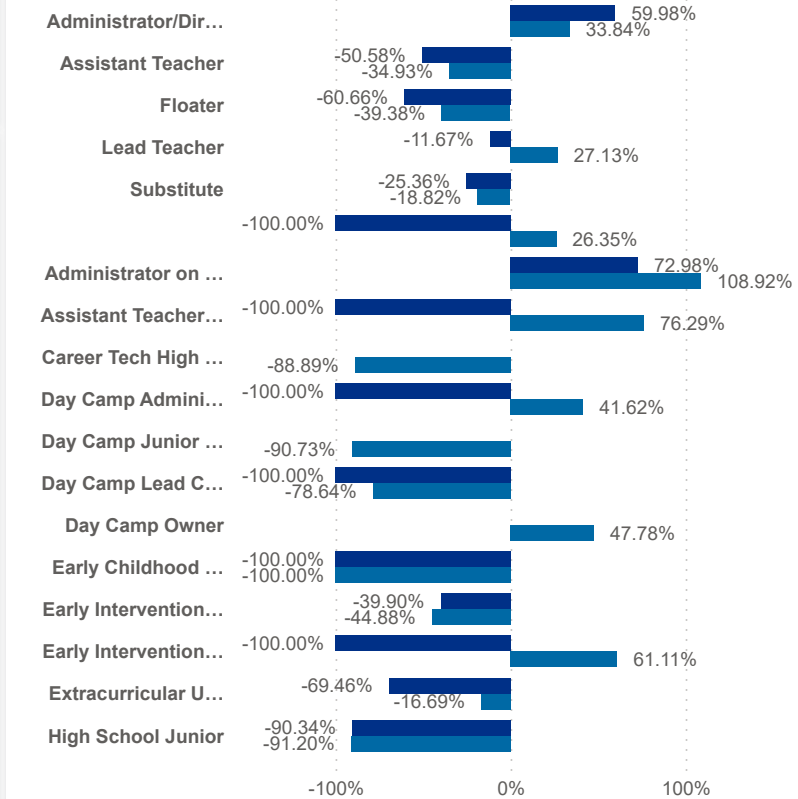
● Leaver % ● Stayer %



Worker Status: ● Leaver ● Stayer



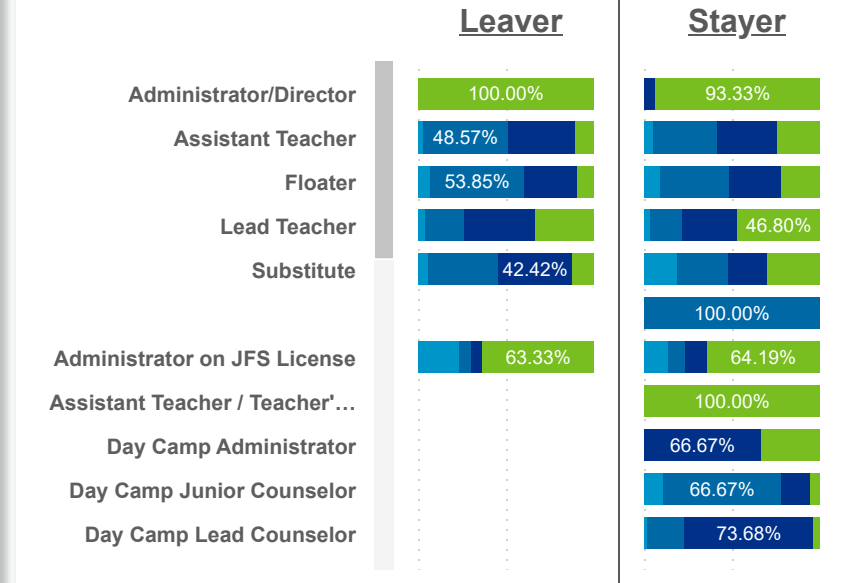
Worker Status: ● Leaver ● Stayer



Wage Bands: ● < 10 ● 10 < .. < 11.6 ● 11.6 < .. < 14 ● > 14



Wage Bands: ● < 10 ● 10 < .. < 11.6 ● 11.6 < .. < 14 ● > 14





Date: Program Type:
 Job Title: Teacher Age Group: Education: TEACH Status:

 Position Type: Credential: TEACH Models:

 SDA>County: SUTQ Rating: Total Duration: Center Type: Publicly Funded: POWER Status:

 Beale Code: Student Age Group: POWER Levels:

LEAVER (Avg Career Duration)

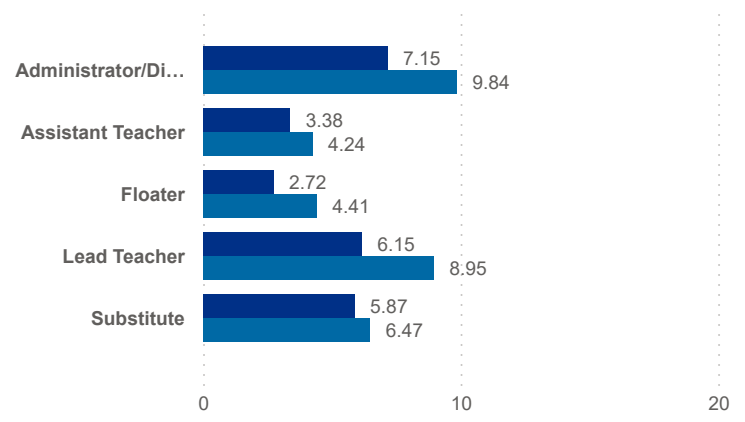
4.51

STAYER (Avg Career Duration)

8.05

Avg Career Duration by Job Title

Worker Status: ● Leaver ● Stayer



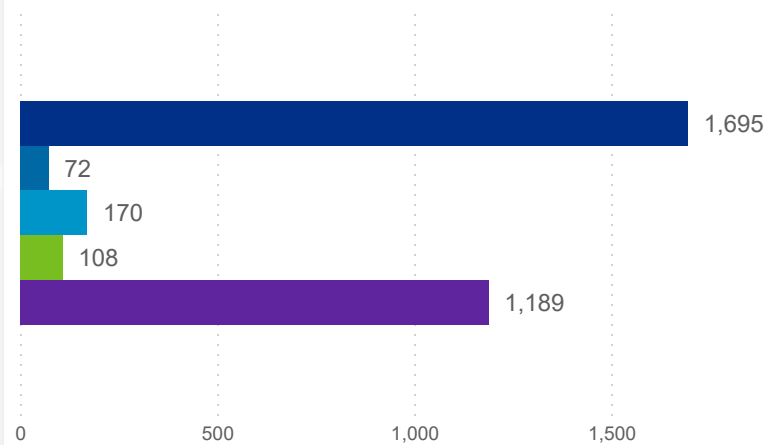
County	Job Title	Longest Serving Profile	\$ / hr	Seniority	Workload	Star Rating (Mean)
Butler	Administrator/Director	1.84		Early	5.34	2.3
Clermont	Administrator/Director	1.96		Early	6.67	2.3
Hamilton	Administrator/Director	1.95		Early	6.06	1.7
Warren	Administrator/Director	1.89		Early	11.33	1.4
Clermont	Administrator/Director	3.70	17.50	Early	5.86	3.0
Hamilton	Administrator/Director	1.77	23.00	Early	4.93	0.0
Hamilton	Administrator/Director	3.83	25.00	Early	9.70	0.0
Hamilton	Administrator/Director	0.89	27.53	Early	1.74	0.0
Clermont	Administrator/Director	4.41	35.00	Early	1.20	0.0
Hamilton	Administrator/Director	3.83	37.00	Early	8.08	3.0

TOTAL STAYER

18,381

Turnover Reasons

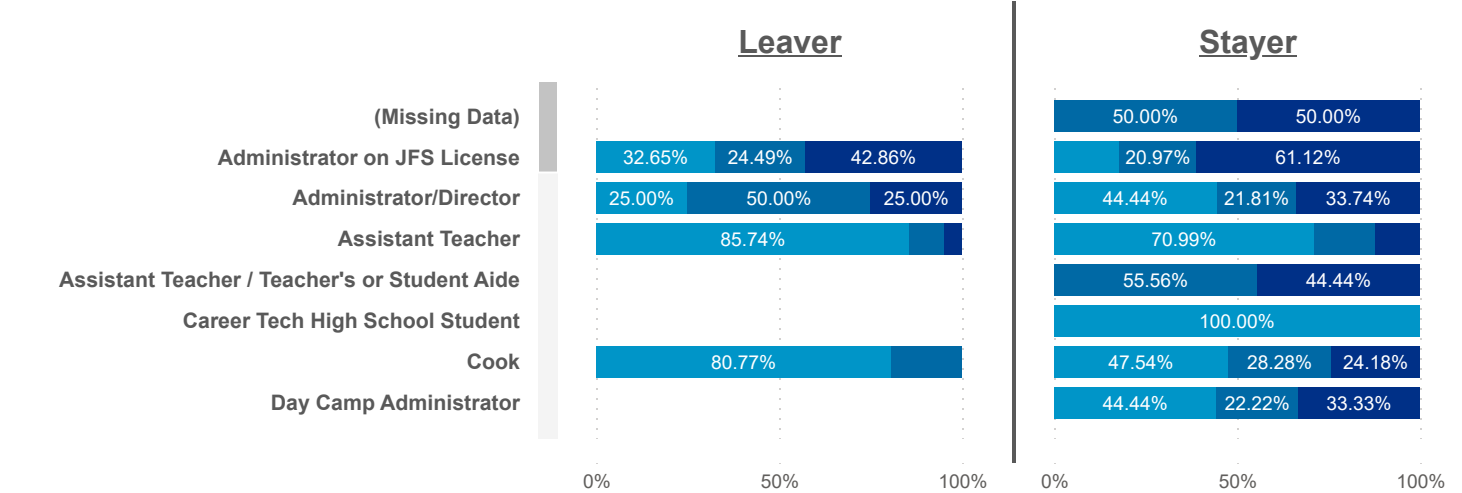
● Churn ● Internal ● Promotion ● Seasonal ● Transfer



STAYER (Promotion)

170

Seniority: ● Early ● Mid ● Senior





Date: Program Type:
 Job Title: Teacher Age Group: Education: TEACH Status:

 Position Type: Credential: TEACH Models:

 SDA>County: SUTQ Rating: Total Duration: Center Type: Publicly Funded: POWER Status:

 Beale Code: Student Age Group: POWER Levels:

LEAVER (Avg Career Duration)

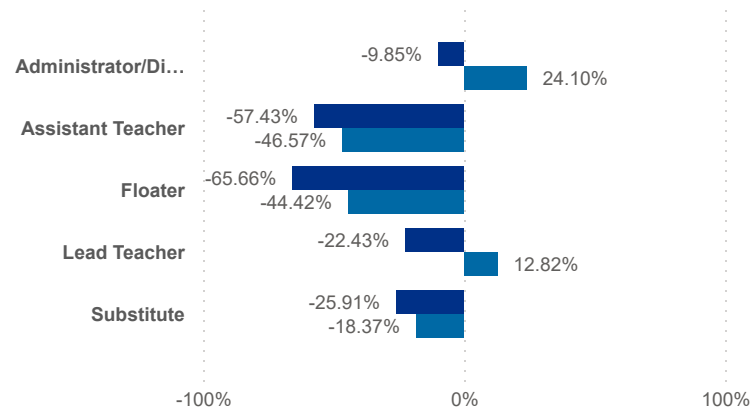
4.51

STAYER (Avg Career Duration)

8.05

Avg Career Duration by Job Title vs Mean

Worker Status: ● Leaver ● Stayer



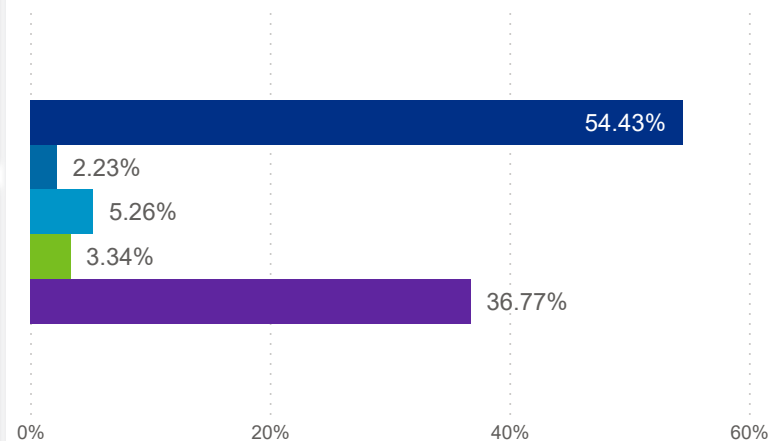
County	Job Title	Longest Serving Profile	\$ / hr	Seniority	Workload	Star Rating (mean)
Clermont	HS Senior or Graduate <18	0.00	15.00	Early	6.52	0.0
Hamilton	Individual Service Provider Used in Ratio	0.00	17.50	Early	4.14	0.0
Warren	Program Management Used in Ratio	0.00	17.50	Early	5.92	3.0
Warren	Floater	0.01	16.75	Early	6.16	3.0
Warren	Floater	0.01	17.12	Early	5.56	0.0
Warren	Lead Teacher	0.01	17.08	Early	6.82	0.0
Hamilton	Lead Teacher	0.01	23.00	Early	3.00	0.0
Butler	Substitute	0.01	14.50	Early	5.00	1.0
Hamilton	Day Camp Lead Counselor	0.01	20.00	Early	0.00	0.0
Hamilton	High School Junior	0.01	12.33	Early	8.55	1.0
Hamilton	Individual Service Provider Not Used	0.01	17.50	Earlv	8.55	1.0

TOTAL STAYER

18,381

Turnover Reasons

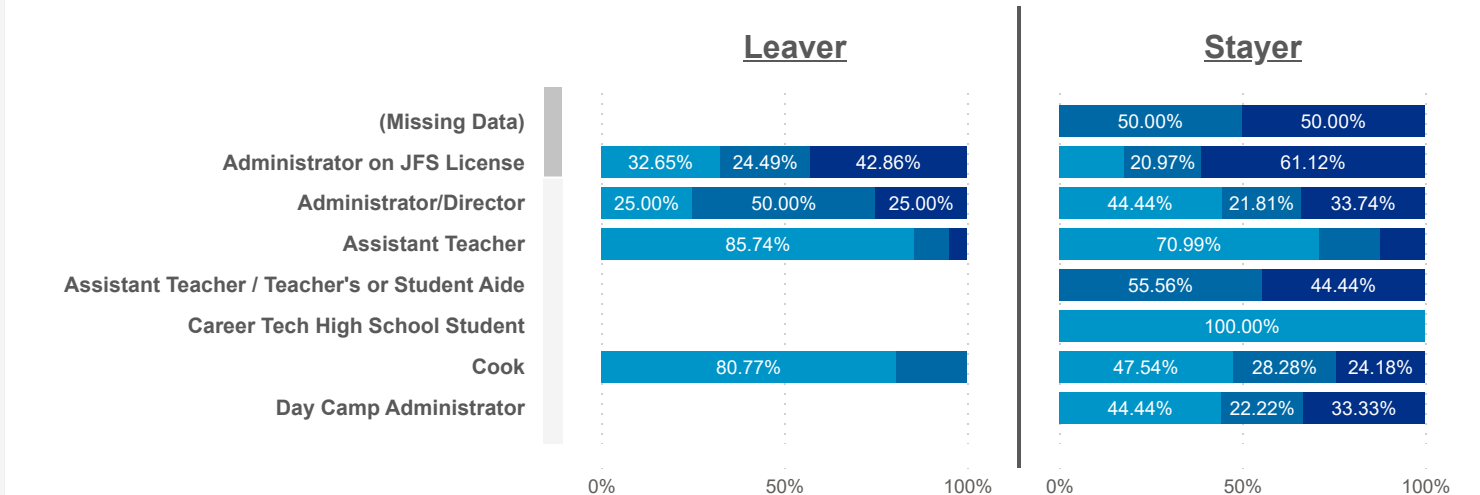
● Churn ● Internal ● Promotion ● Seasonal ● Transfer



STAYER (Promotion)

170

Seniority: ● Early ● Mid ● Senior





Date: Program Type:
 Job Title: Teacher Age Group: Education: TEACH Status:

Position Type: Credential: TEACH Models:

SDA>County: SUTQ Rating: Total Duration: Center Type: Publicly Funded: POWER Status:

Beale Code: Student Age Group: POWER Levels:

PAY MEDIAN (USD)

PAY PROGRESSION (USD)

PAY & CAREER SENIORITY (USD)

LEAVER

STAYER

15.00

15.50

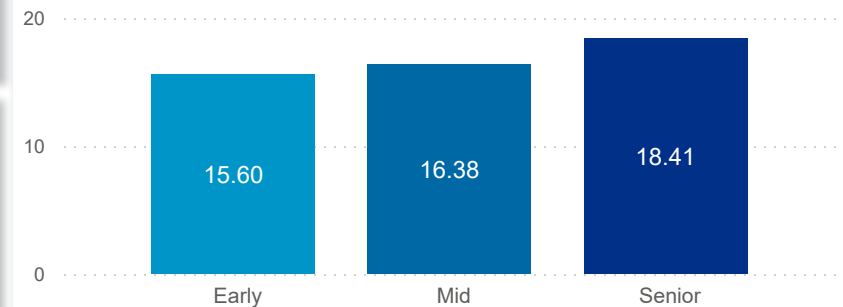
LEAVER

STAYER

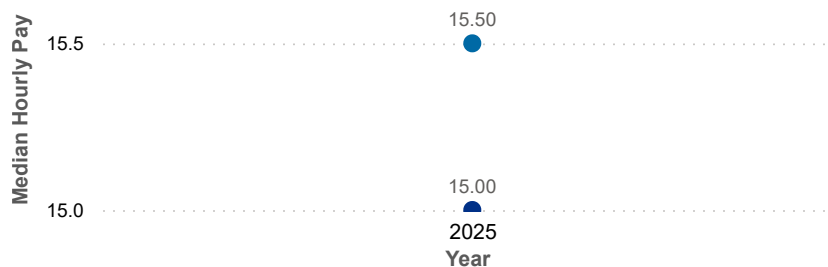
0.64

0.96

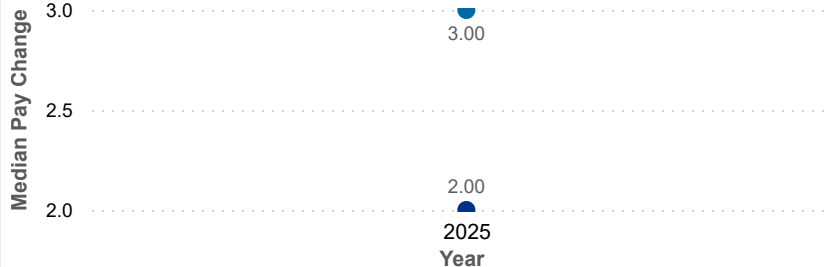
Seniority: ● Early ● Mid ● Senior



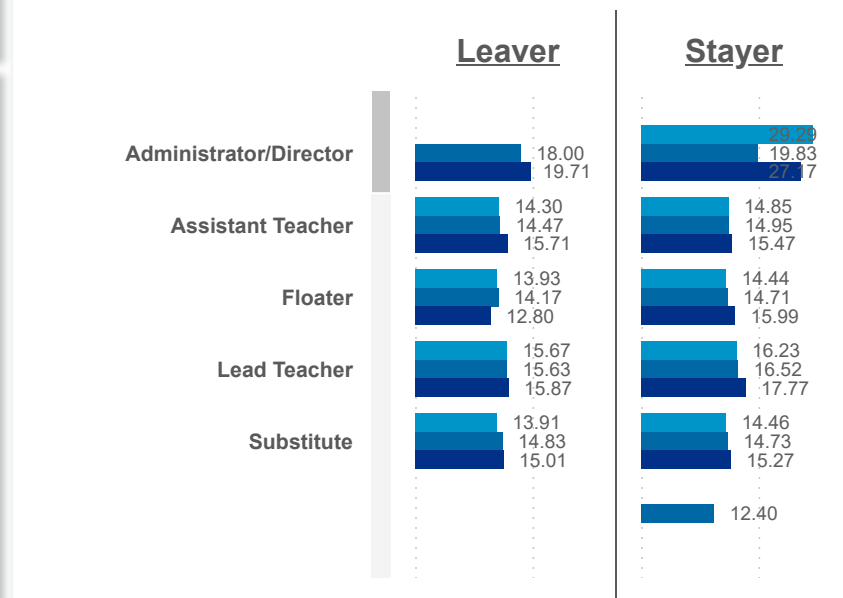
Worker Status: ● Leaver ● Stayer



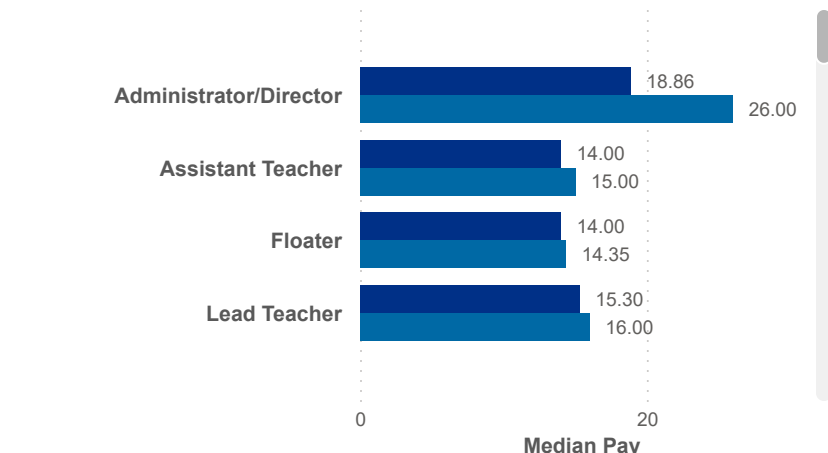
Worker Status: ● Leaver ● Stayer



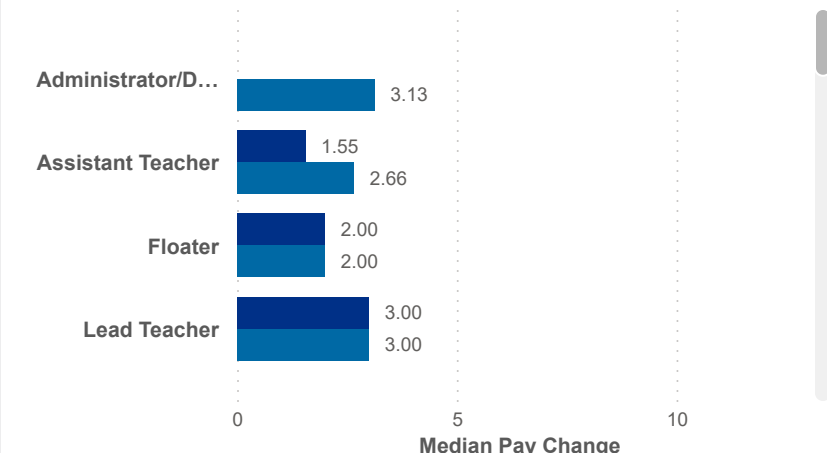
Seniority: ● Early ● Mid ● Senior



Worker Status: ● Leaver ● Stayer



Worker Status: ● Leaver ● Stayer





Date: Program Type: Job Title: Teacher Age Group: Education: TEACH Status:
 Position Type: SUTQ Rating: Total Duration: Center Type: Publicly Funded: POWER Status:
 SDA>County: Beale Code: Student Age Group: POWER Levels:

PAY MEDIAN (USD)

LEAVER

15.00

STAYER

15.50

PAY PROGRESSION (USD)

LEAVER

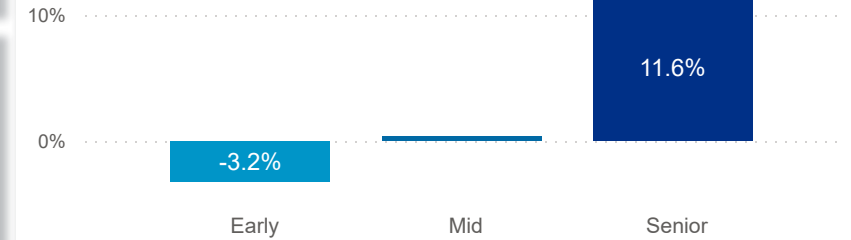
0.64

STAYER


0.96

PAY & CAREER SENIORITY (USD)

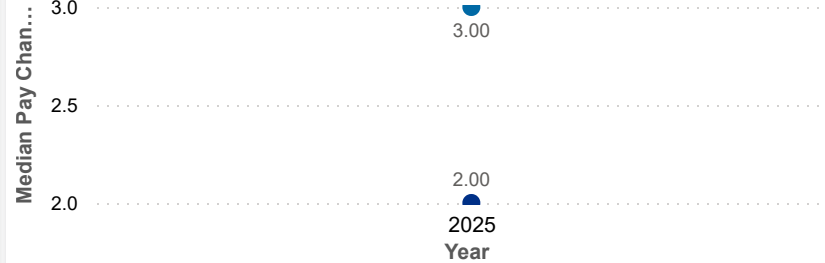
Seniority: ● Early ● Mid ● Senior



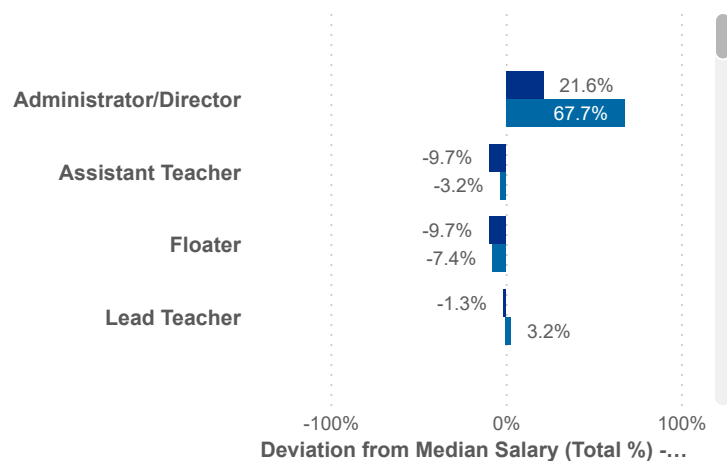
Worker Status: ● Leaver ● Stayer



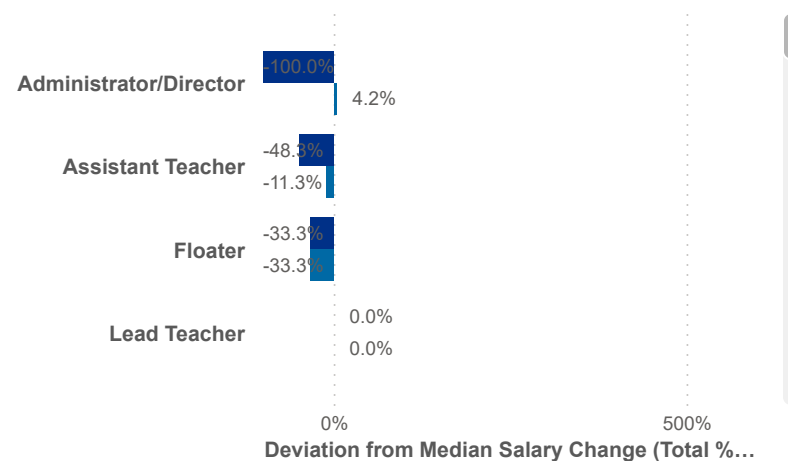
Worker Status: ● Leaver ● Stayer



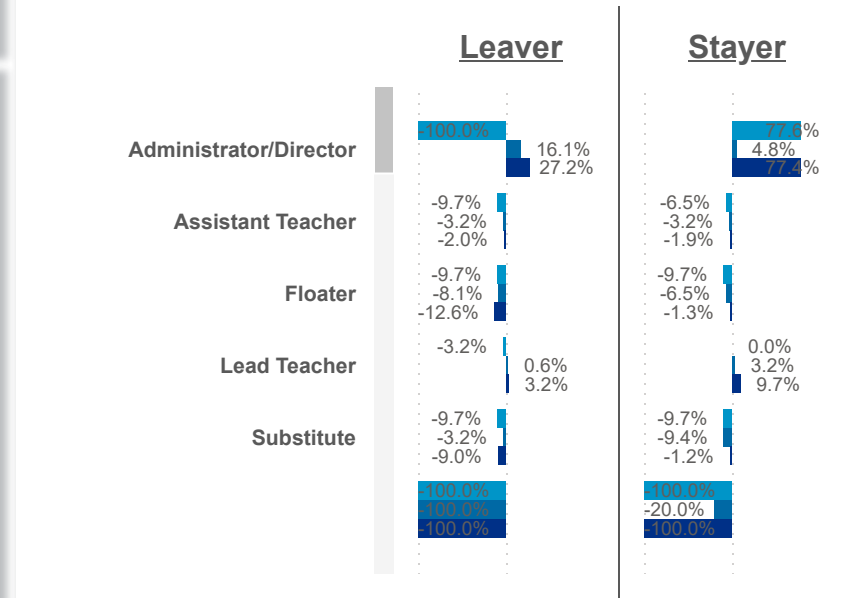
Worker Status: ● Leaver ● Stayer



Worker Status: ● Leaver ● Stayer



Seniority: ● Early ● Mid ● Senior





Date: Program Type: Job Title: Teacher Age Group: Education: TEACH Status:

Position Type: Credential: TEACH Models:

SDA>County: SUTQ Rating: Total Duration: Center Type: Publicly Funded: POWER Status:

Beale Code: Student Age Group: POWER Levels:

Workload Median (Total)

5.42

Workload Median (Leaver)

5.56

Workload Median (Stayer)

5.41

Star Rating Mean (Total)

1.3

Star Rating Mean (Leaver)

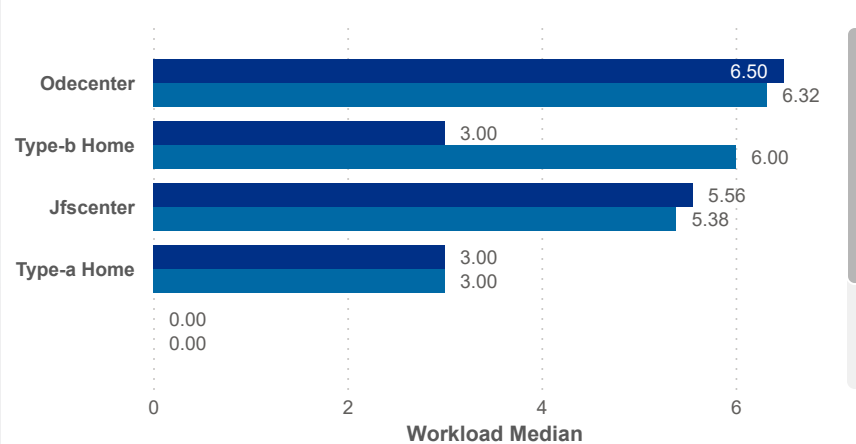
1.3

Star Rating Mean (Stayer)

1.3

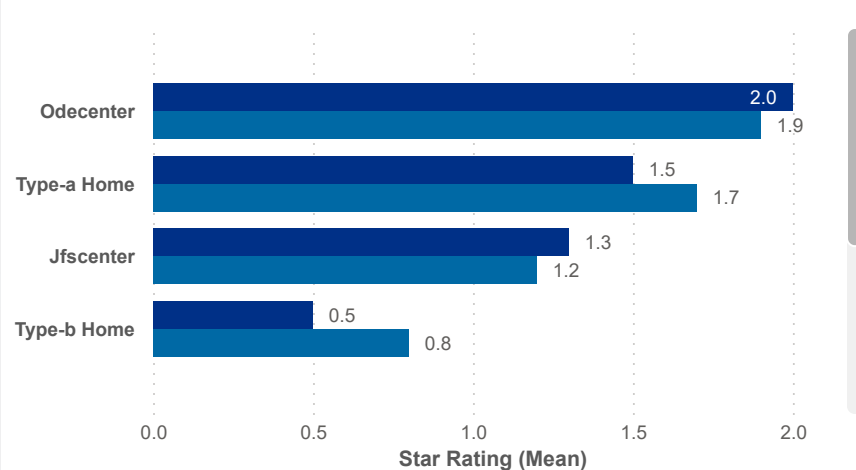
Workload Median

Worker status ● Leaver ● Stayer



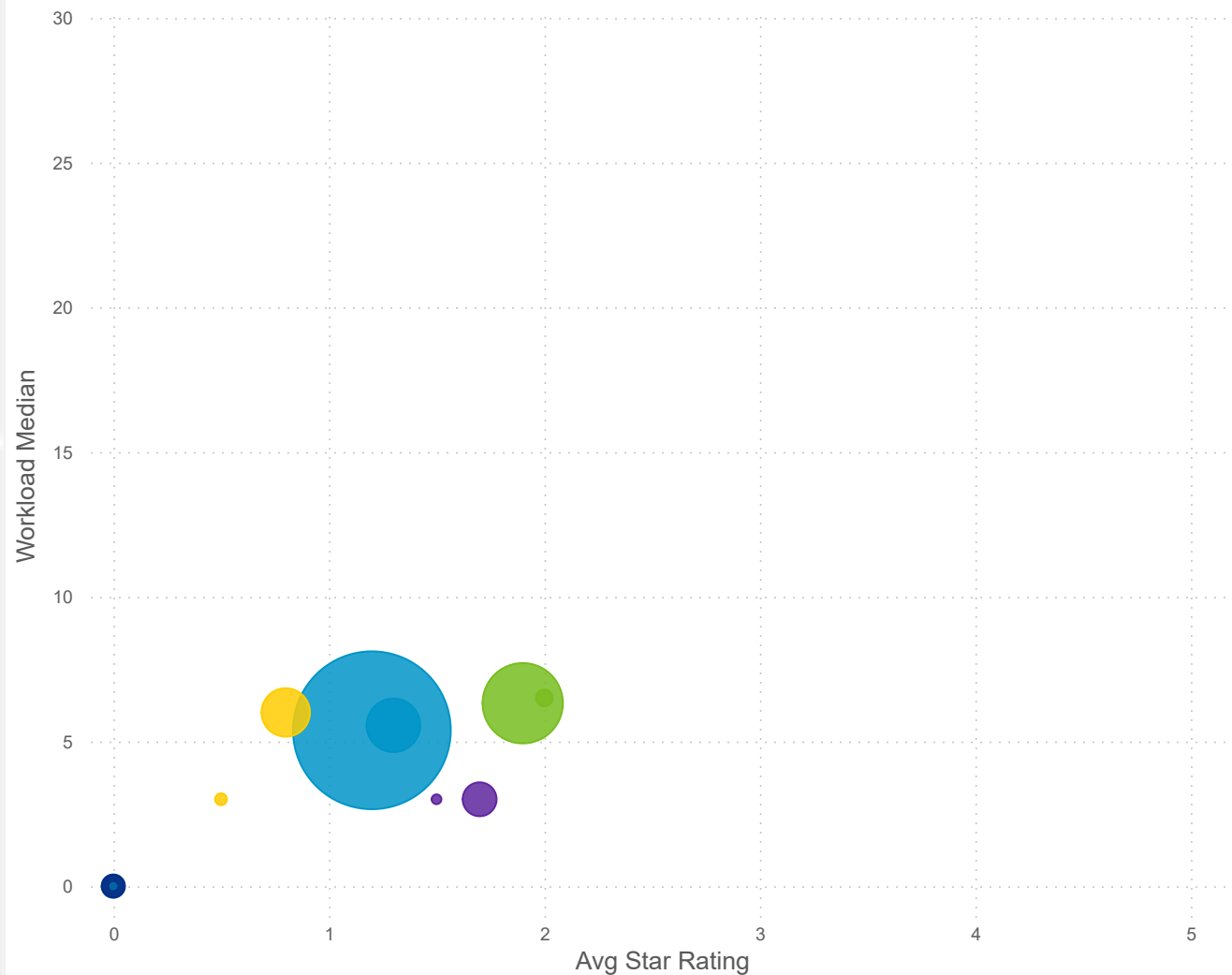
Star Rating Mean

Worker status ● Leaver ● Stayer



Star Rating Mean, Workload Median, and Number of Users by Worker Status and Center Type

Center Type: ● Day Camp ● Inhome Aide ● Jfscenter ● Odecenter ● Type-a Home ● Type-b Home



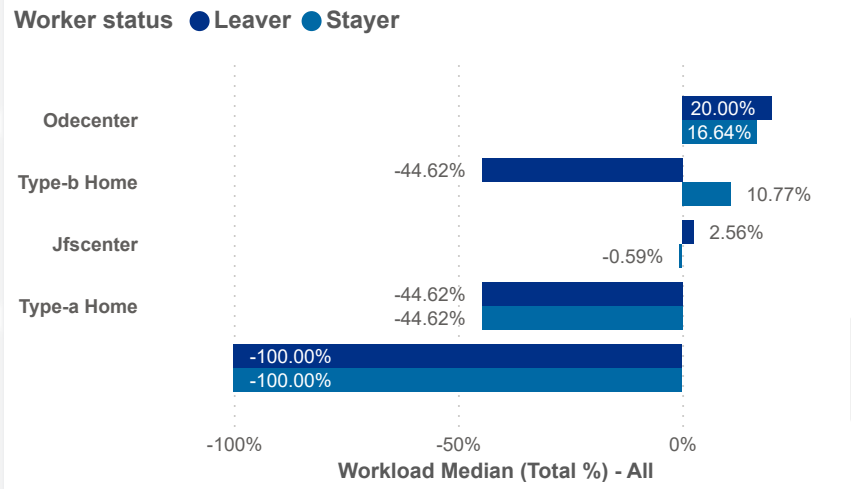


Date: 202504 Program Type: All Job Title: All Teacher Age Group: All Education: All TEACH Status: All
 202506 Position Type: All SUTQ Rating: All Total Duration: 0.00 Center Type: All Publicly Funded: All POWER Status: All
 SDA>County: SDA 6 Beale Code: All Student Age Group: All POWER Levels: All

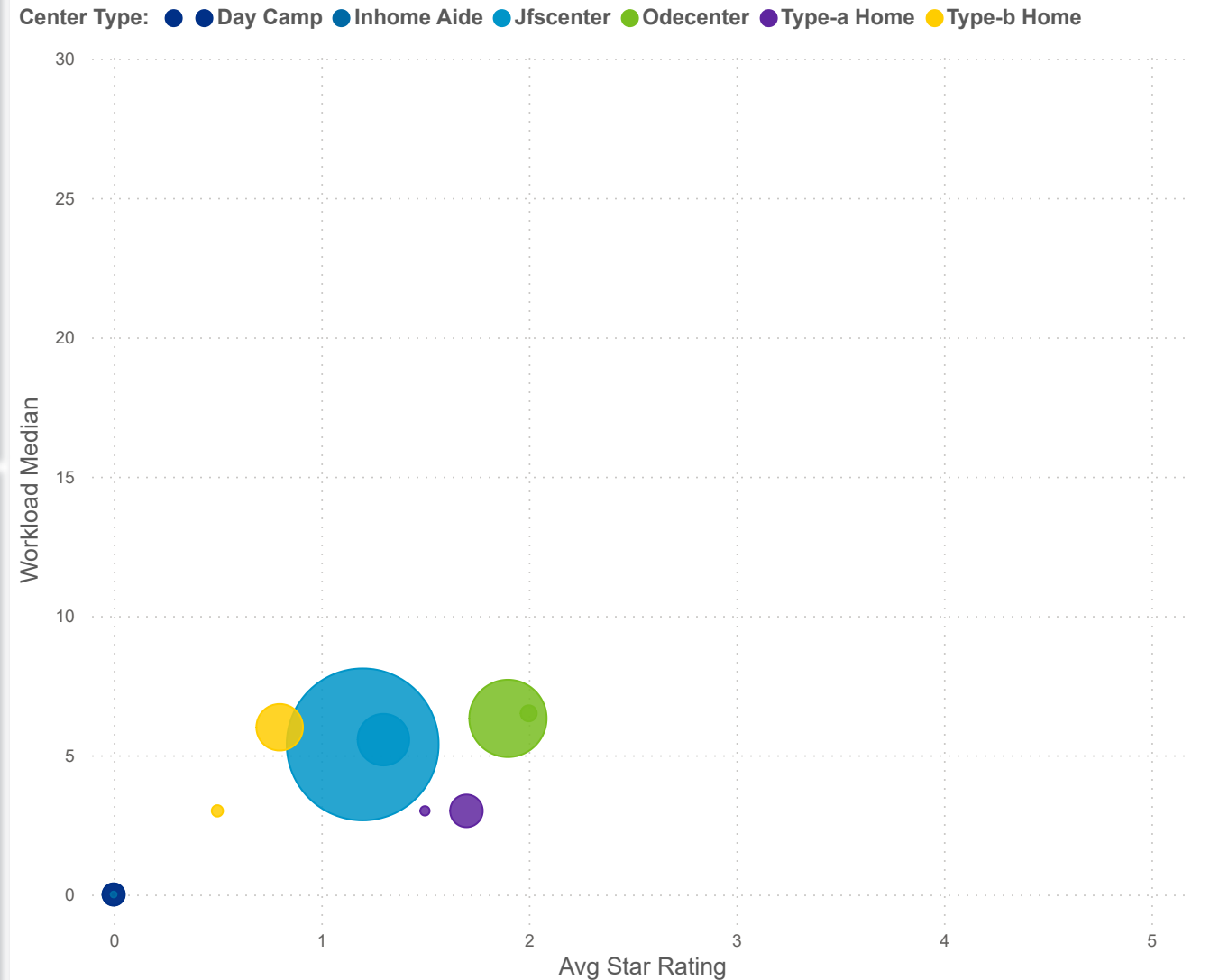
Workload Median (Total)

5.42

Workload Median (Total %)



Star Rating Mean, Workload Median, and Number of Users by Worker Status and Center Type



Workload Median (Leaver)

5.56

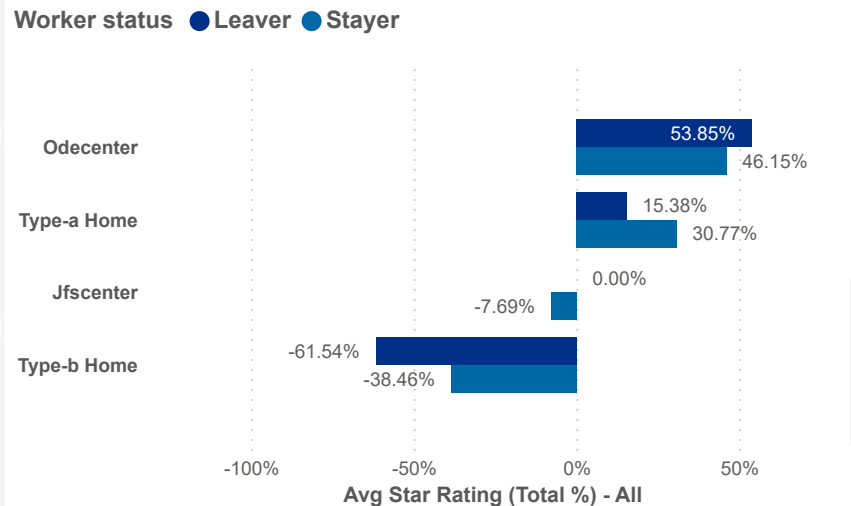
Workload Median (Stayer)

5.41

Star Rating Mean (Total)

1.3

Star Rating Mean (Total %)



Star Rating Mean (Leaver)

1.3

Star Rating Mean (Stayer)

1.3

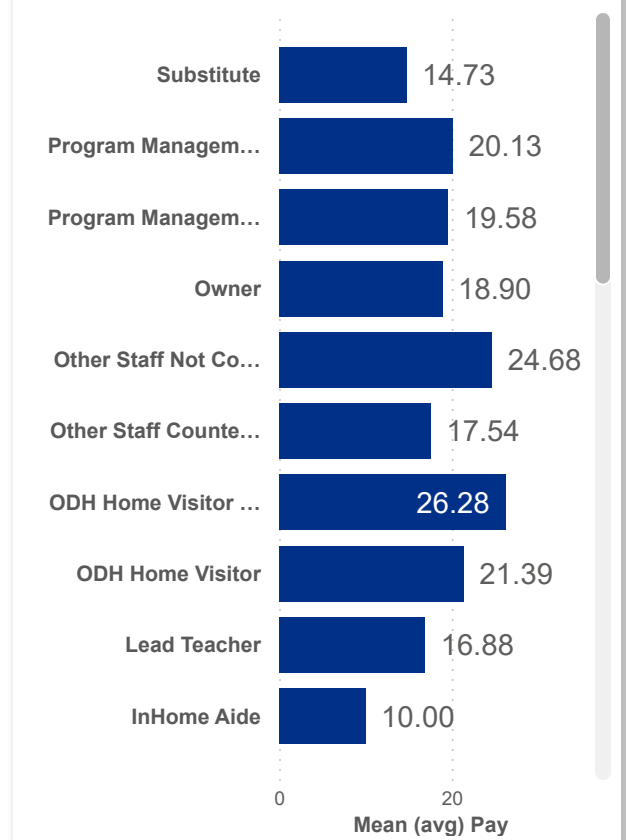
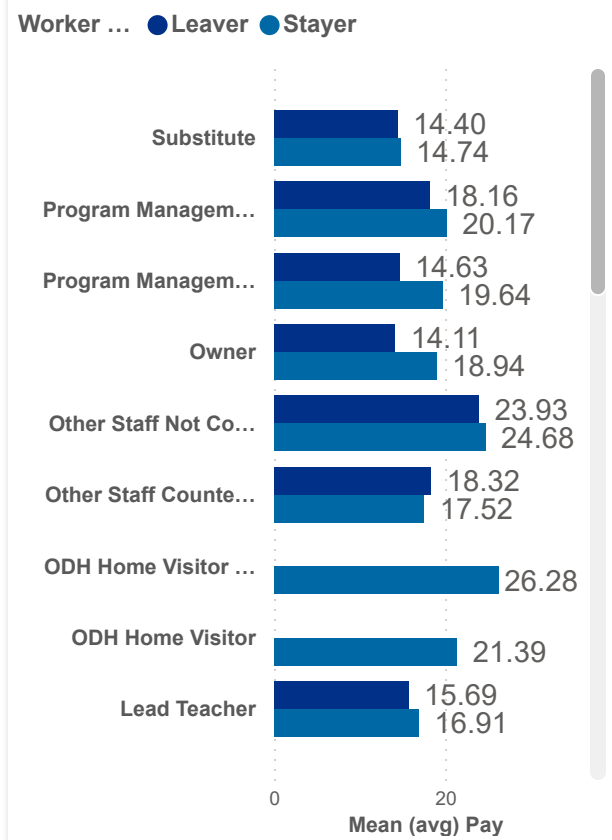
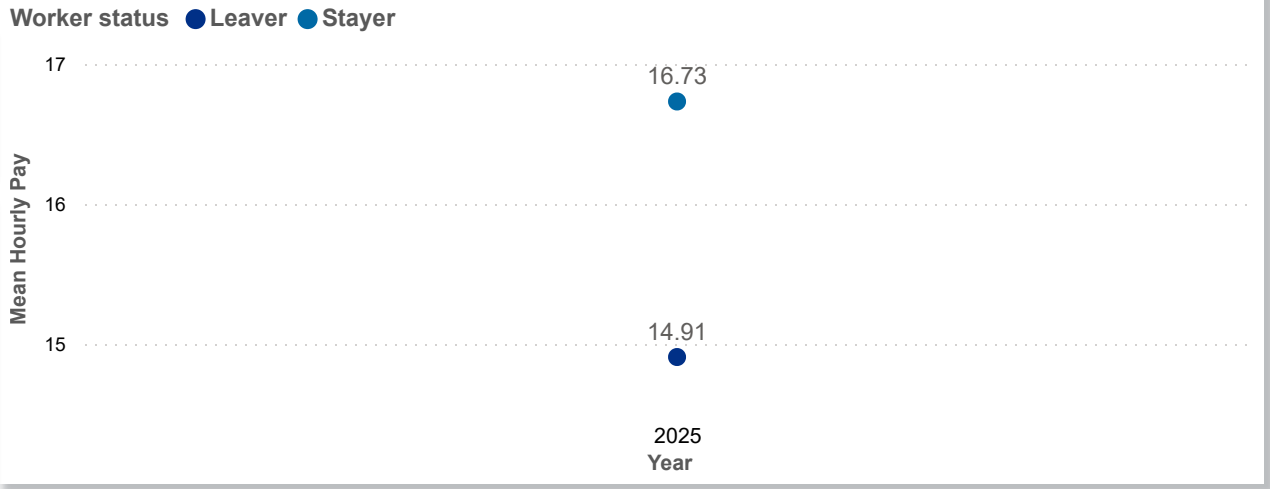


Date: 202504 Program Type: All Job Title: All Teacher Age Group: All Education: All TEACH Status: All
 202506 Position Type: All Credential: All TEACH Models: All
 SDA>County: SDA 6 SUTQ Rating: All Total Duration: 0.00 Center Type: All Publicly Funded: All POWER Status: All
 100.00 Beale Code: All Student Age Group: All POWER Levels: All

PAY MEAN (USD)

LEAVER	STAYER	COMBINED
14.91	16.73	16.68

Salary Mean by Year and Worker Status



Combined Salary Mean by Year and Worker Status

