

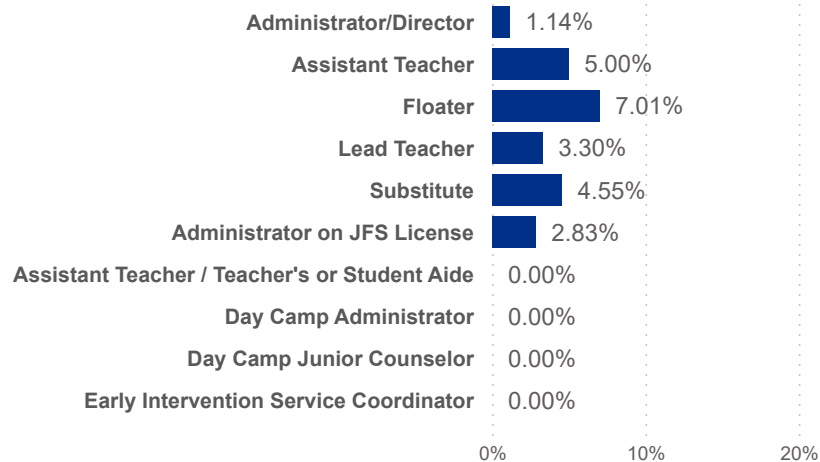


Date: 202504 | Program Type: All | Job Title: All | Teacher Age Group: All | Education: All | TEACH Status: All

202506 | Position Type: All | SUTQ Rating: All | Total Duration: 0.00 | Center Type: All | Publicly Funded: All | POWER Status: All

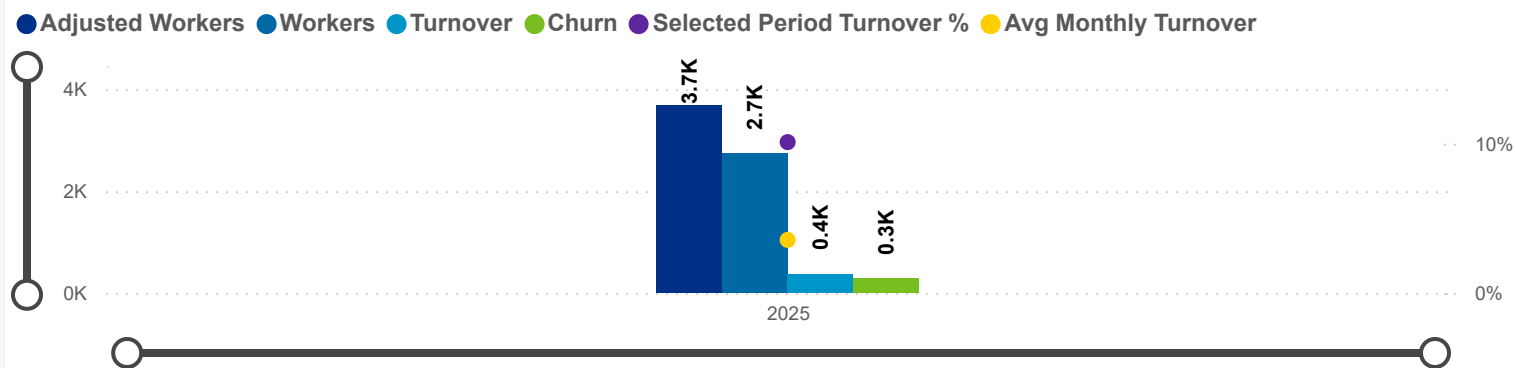
SDA>County: SDA 5 | Beale Code: All | Student Age Group: All | POWER Levels: All

Avg Monthly Turnover Rates by Job Title

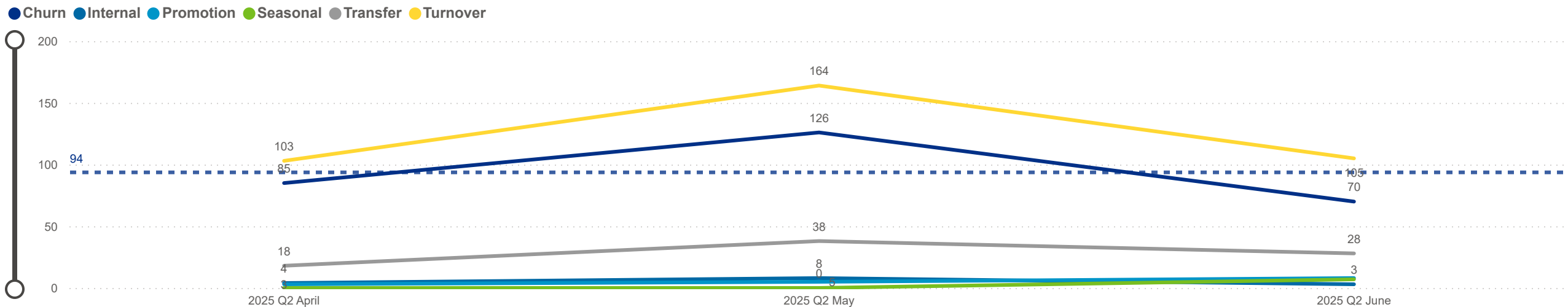


Avg Monthly Turnover	Adjusted Workers	Total Leaver	Total Stayer	Sel Period Turnover
3.56%	3,682	277	3,405	10.10%

Avg Monthly Turnover and Number of Workers



Categorization by Time Series

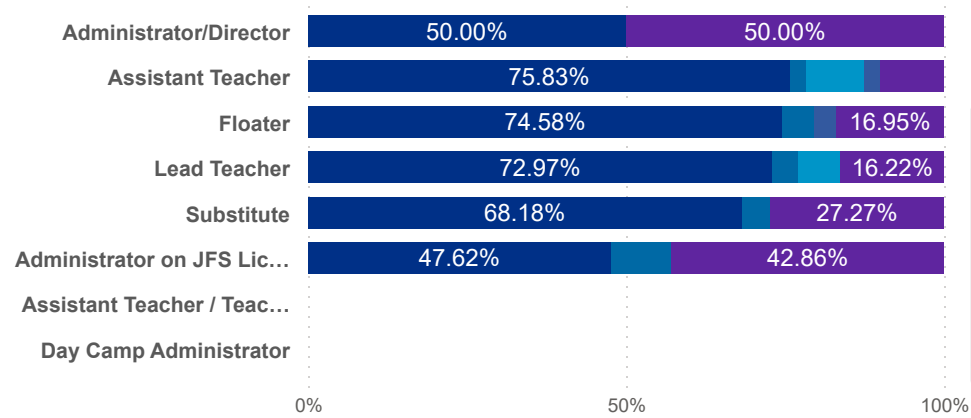




Date: Program Type: Job Title: Teacher Age Group: Education: TEACH Status:
 Position Type: SUTQ Rating: Total Duration: Center Type: Publicly Funded: POWER Status:
 SDA>County: Beale Code: Student Age Group: POWER Levels:

Job Change Reasons by Job Title

● Churn ● Internal ● Promotion ● Seasonal ● Transfer



Avg Monthly Churn

2.69%

Adjusted Workers

3,682

Workload Median

4.42

Pay Median USD / hr

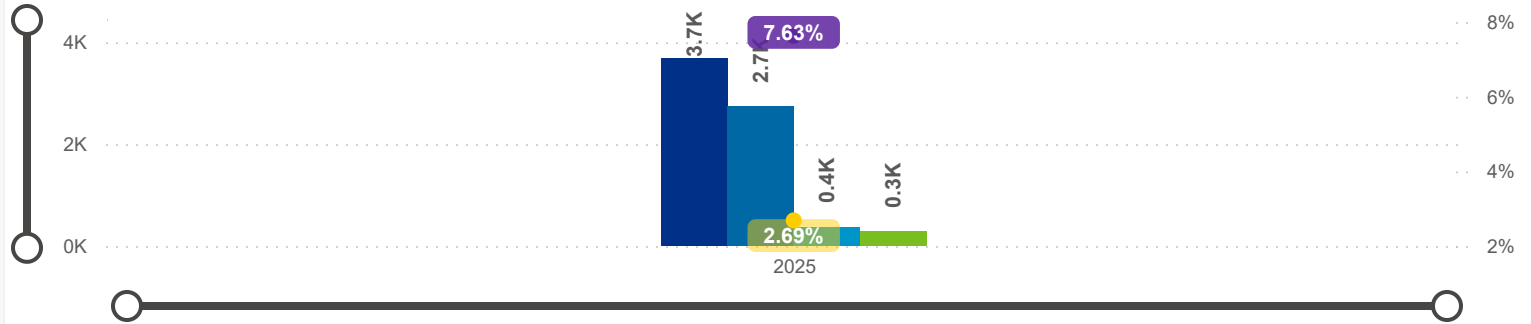
14.79

Avg ECE Duration

6.07

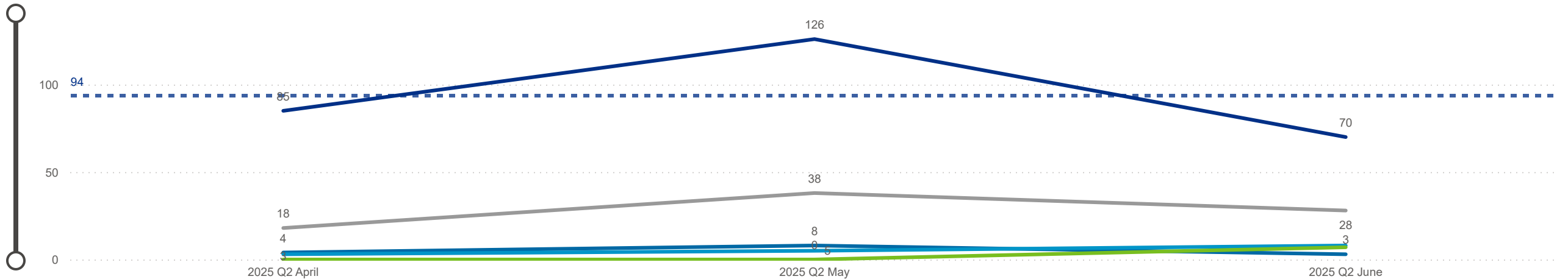
Avg Monthly Churn and Number of Workers

● Adjusted Workers ● Workers ● Turnover ● Churn ● Selected Period Churn % ● Avg Monthly Churn



Categorization by Time Series

● Churn ● Internal ● Promotion ● Seasonal ● Transfer



Date: 202504 | Program Type: All | Job Title: All | Teacher Age Group: All | Education: All | TEACH Status: All
 202506 | Position Type: All | SUTQ Rating: All | Total Duration: 0.00 | Center Type: All | Publicly Funded: All | POWER Status: All
 SDA>County: SDA 5 | Beale Code: All | Student Age Group: All | POWER Levels: All

Low Leaver % | High Leaver %

ADJUSTED WORKERS

3,682

TOTAL LEAVER

277

TOTAL STAYER

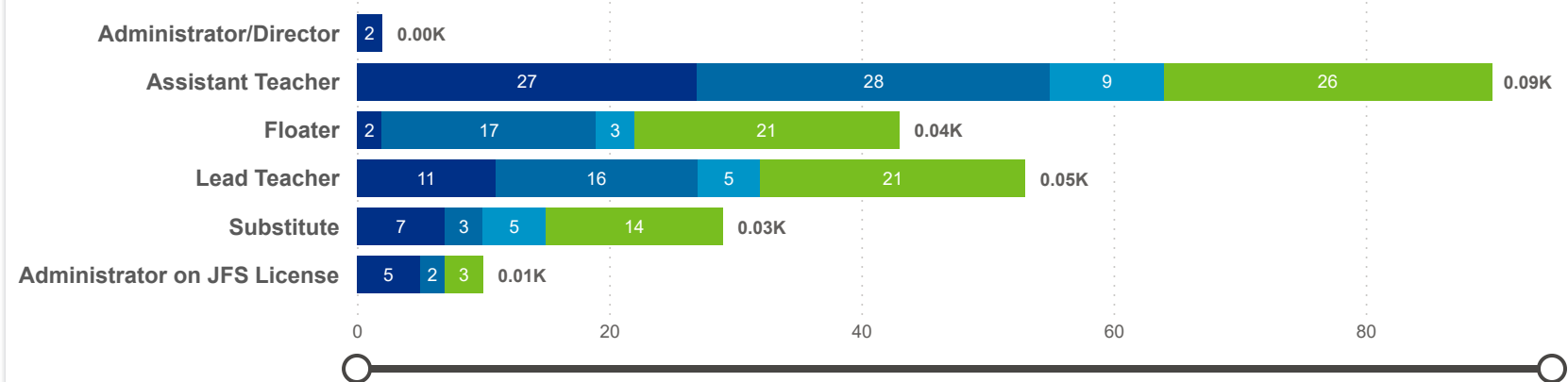
3,405

SELECTED PERIOD CHURN %

7.52%

Leaver by Job Title and Star Rating

Star Rating ● 0 ● 1 ● 2 ● 3

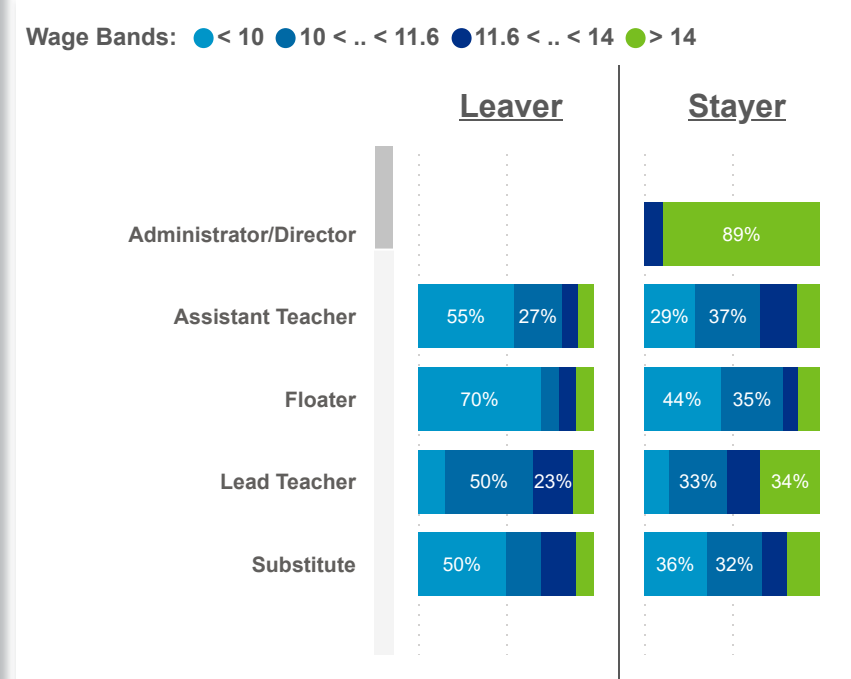
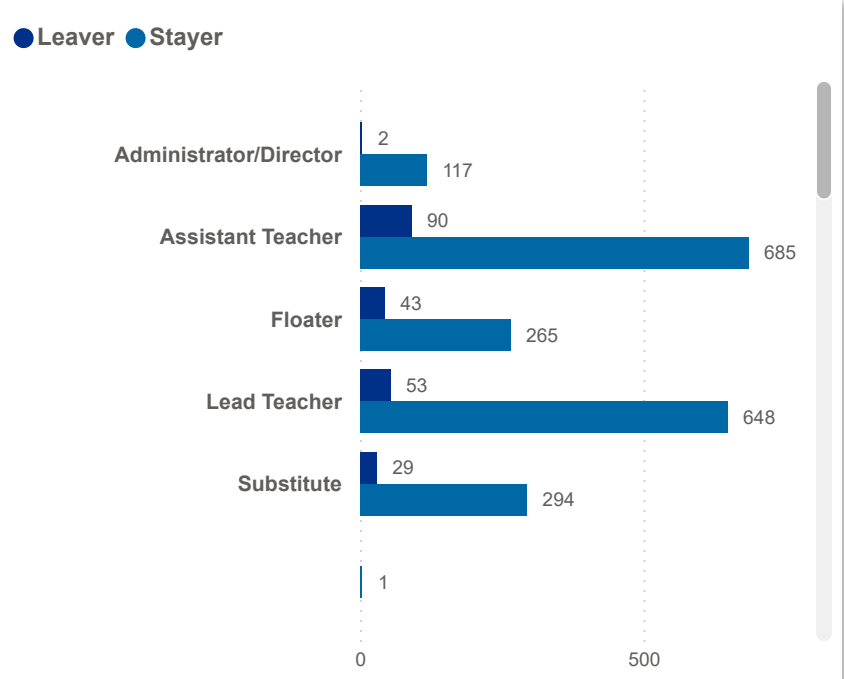
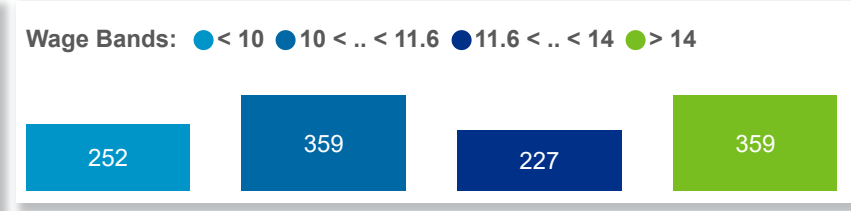
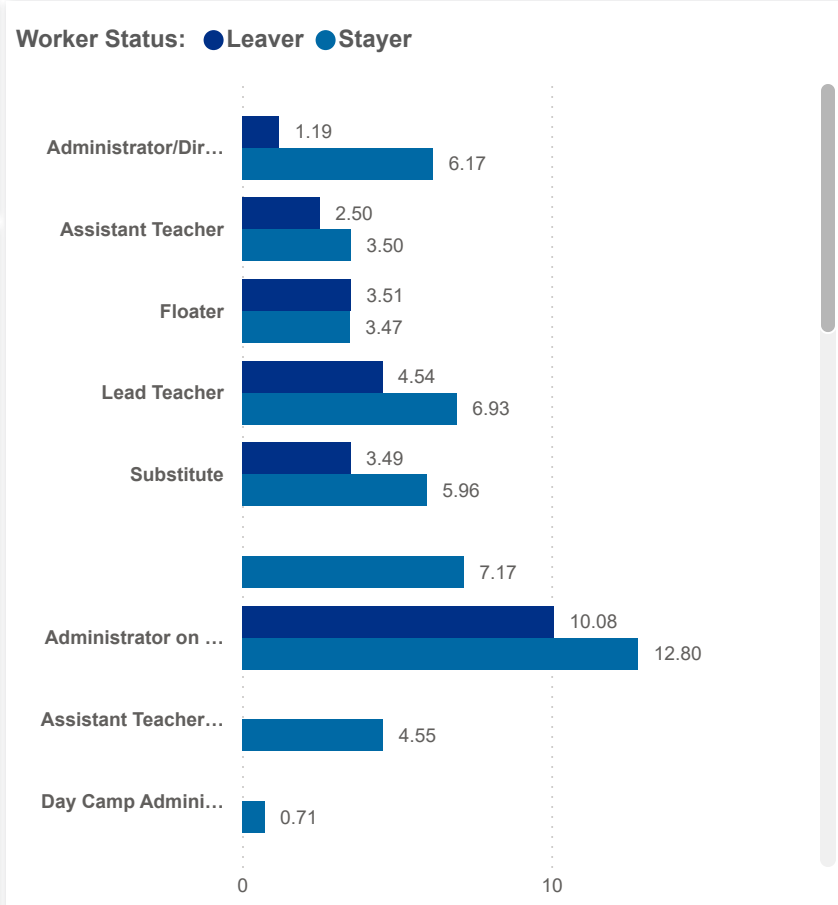
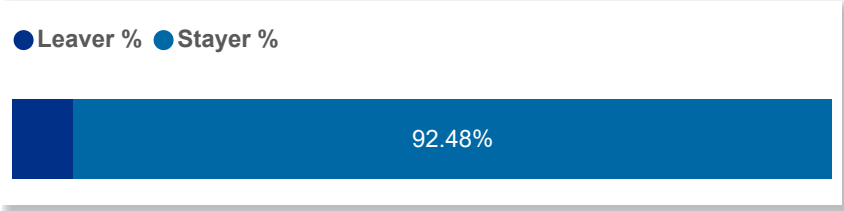


County	Adjusted Workers	Workers	Workers %	Total Leaver	Total Stayer	Selected Period Churn %	Stayer %	Avg Monthly Churn	Selected Period Turnover %	Avg Monthly Turnover	Workload Median	Avg Star Rating
Harrison OH	43	39	1.43%		43		100.00%	0.00%	0.00%	0.00%	8.00	2.72
Carroll OH	70	66	2.41%	3	67	4.29%	95.71%	1.46%	4.29%	1.46%	6.50	2.62
Columbiana OH	781	502	18.35%	51	730	6.53%	93.47%	2.33%	10.24%	3.58%	4.00	2.24
Coshocton OH	314	242	8.85%	23	291	7.32%	92.68%	2.58%	8.28%	2.91%	4.18	2.13
Jefferson OH	415	366	13.38%	27	388	6.51%	93.49%	2.32%	7.95%	2.84%	6.00	1.89
Knox OH	464	345	12.61%	35	429	7.54%	92.46%	2.65%	11.64%	4.08%	3.05	1.86
Holmes OH	82	66	2.41%	15	67	18.29%	81.71%	6.61%	21.95%	7.93%	3.79	1.78
Wayne OH	710	534	19.52%	56	654	7.89%	92.11%	2.85%	10.99%	3.90%	5.56	1.57
Ashland OH	287	247	9.03%	29	258	10.10%	89.90%	3.58%	11.85%	4.19%	6.00	1.54
Tuscarawas OH	517	384	14.04%	38	479	7.35%	92.65%	2.70%	8.90%	3.11%	5.75	1.43
Total	3,682	2,735	100.00%	277	3,405	7.52%	92.48%	2.69%	10.10%	3.56%	4.42	1.85



Date: Program Type: Job Title: Teacher Age Group: Education: TEACH Status:
 Position Type: SUTQ Rating: Total Duration: Center Type: Publicly Funded: POWER Status:
 SDA>County: Beale Code: Student Age Group: POWER Levels:

NUMBER OF WORKERS		AVG ECE DURATION (In Years)		HOURLY WAGE BANDS (USD)	
TOTAL LEAVER	TOTAL STAYER	LEAVER	STAYER	LEAVER (Hourly Wage MED)	STAYER (Hourly Wage MED)
277	3,405	3.55	6.17	13.00	14.85





Date: Program Type: Job Title: Teacher Age Group: Education: TEACH Status:
 Position Type: SUTQ Rating: Total Duration: Center Type: Publicly Funded: POWER Status:
 SDA>County: Beale Code: Student Age Group: POWER Levels:

NUMBER OF WORKERS

AVG ECE DURATION (In Years)

HOURLY WAGE BANDS (USD)

LEAVER

STAYER

7.52%

92.48%

LEAVER

STAYER

3.55

6.17

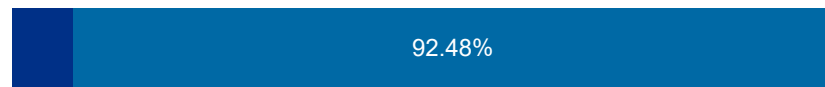
LEAVER (Hourly Wage MED)

STAYER (Hourly Wage MED)

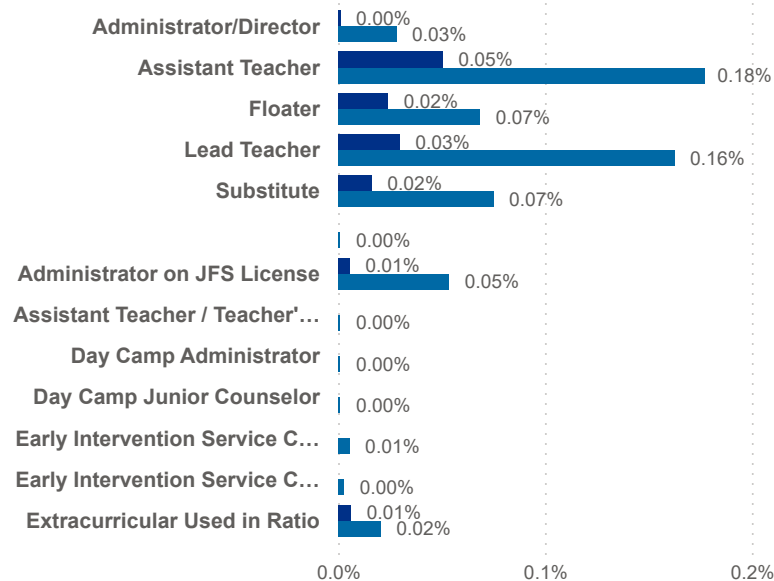
13.00

14.85

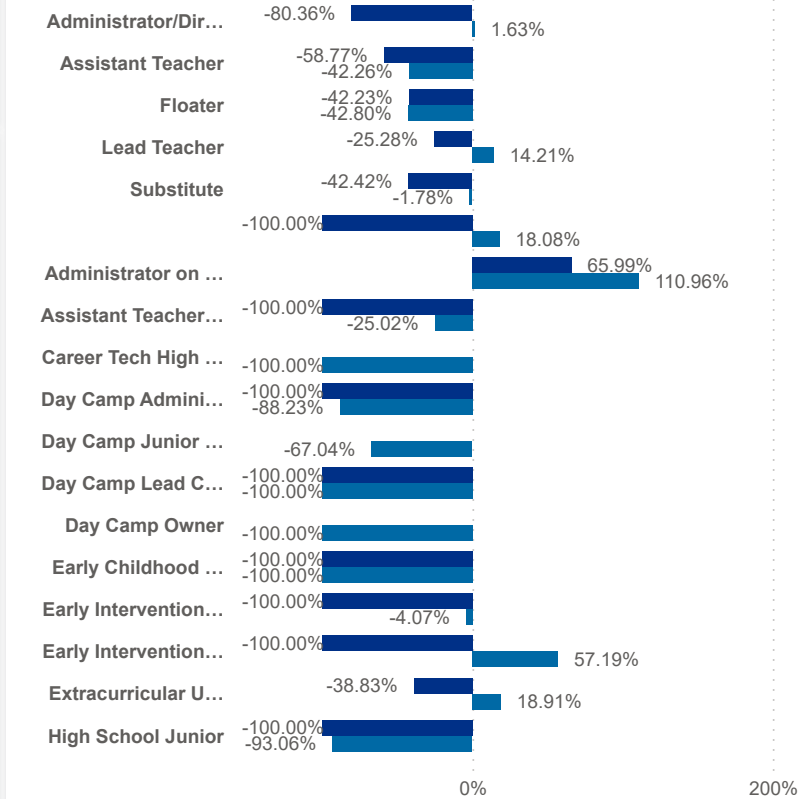
● Leaver % ● Stayer %



Worker Status: ● Leaver ● Stayer



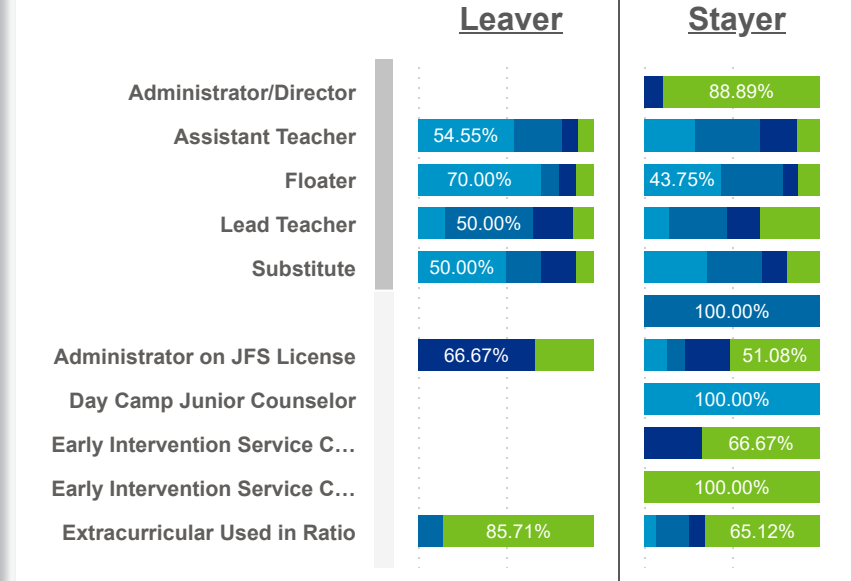
Worker Status: ● Leaver ● Stayer



Wage Bands: ● < 10 ● 10 < .. < 11.6 ● 11.6 < .. < 14 ● > 14



Wage Bands: ● < 10 ● 10 < .. < 11.6 ● 11.6 < .. < 14 ● > 14





Date: Program Type:
 Job Title: Teacher Age Group: Education: TEACH Status:

 Position Type: Credential: TEACH Models:

 SDA>County: SUTQ Rating: Total Duration: Center Type: Publicly Funded: POWER Status:

 Beale Code: Student Age Group: POWER Levels:

LEAVER (Avg Career Duration)

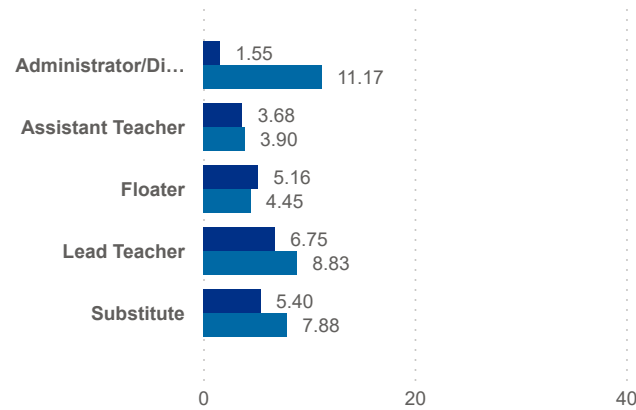
5.73

STAYER (Avg Career Duration)

12.06

Avg Career Duration by Job Title

Worker Status: ● Leaver ● Stayer



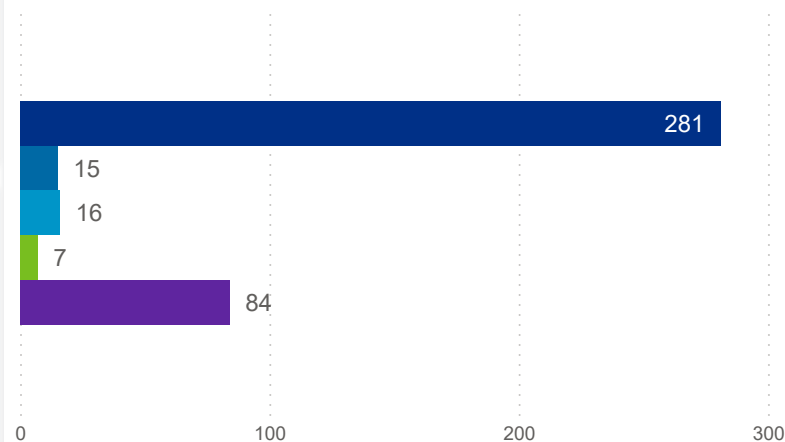
County	Job Title	Longest Serving Profile	\$ / hr	Seniority	Workload	Star Rating (Mean)
Ashland	Administrator/Director	3.02		Early	13.60	1.5
Carroll	Administrator/Director	2.22		Early	8.67	3.0
Columbiana	Administrator/Director	2.70		Early	10.25	2.7
Coshocton	Administrator/Director	2.04		Early	6.00	3.0
Harrison	Administrator/Director	2.85		Early	8.00	2.0
Holmes	Administrator/Director	1.68		Early	6.08	0.0
Jefferson	Administrator/Director	1.92		Early	7.50	2.1
Tuscarawas	Administrator/Director	2.21		Early	8.00	2.9
Wayne	Administrator/Director	1.82		Early	10.33	0.7
Wayne	Administrator/Director	4.72	15.00	Early	11.00	3.0

TOTAL STAYER

3,405

Turnover Reasons

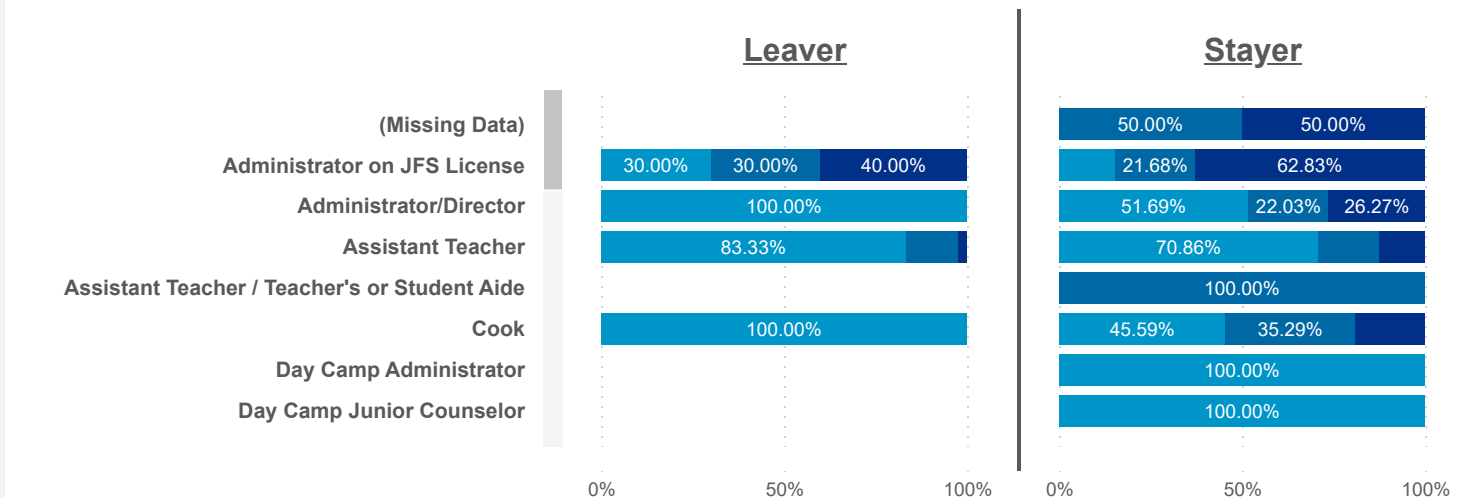
● Churn ● Internal ● Promotion ● Seasonal ● Transfer



STAYER (Promotion)

16

Seniority: ● Early ● Mid ● Senior





Date: Program Type:
 Job Title: Teacher Age Group: Education: TEACH Status:

Date: Position Type:
 SUTQ Rating: Total Duration: Center Type: Publicly Funded: POWER Status:

SDA>County: Beale Code: Student Age Group: POWER Levels:

LEAVER (Avg Career Duration)

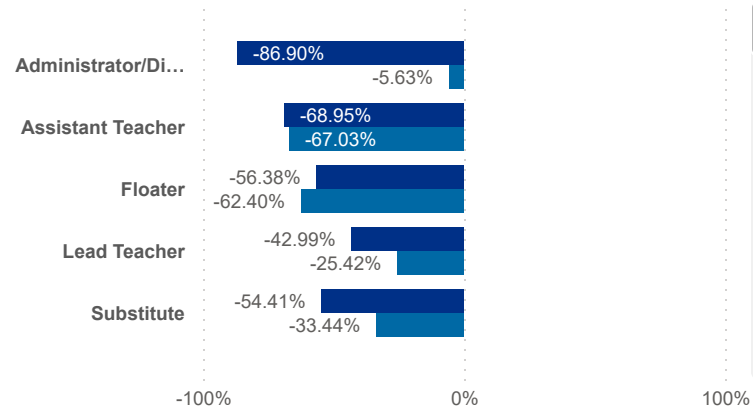
5.73

STAYER (Avg Career Duration)

12.06

Avg Career Duration by Job Title vs Mean

Worker Status: ● Leaver ● Stayer



County	Job Title	Longest Serving Profile	\$ / hr	Seniority	Workload	Star Rating (mean)
Wayne	Lead Teacher	0.01	12.00	Early	6.30	3.0
Jefferson	Day Camp Administrator	0.01		Early	0.00	0.0
Jefferson	High School Junior	0.01	12.00	Early	5.11	1.0
Wayne	Assistant Teacher	0.02	18.50	Early	4.00	1.0
Carroll	Assistant Teacher	0.02		Mid	1.00	3.0
Carroll	Floater	0.02	11.50	Early	5.92	1.0
Tuscarawas	Lead Teacher	0.02	14.50	Early	3.50	0.0
Jefferson	Lead Teacher	0.02	30.00	Early	7.14	3.0
Columbiana	Other Staff Counted In Ratio	0.02		Senior	9.33	3.0
Wayne	Assistant Teacher	0.03	16.09	Early	36.00	0.0
Knox	High School Junior	0.03		Early	1.63	3.0

TOTAL STAYER

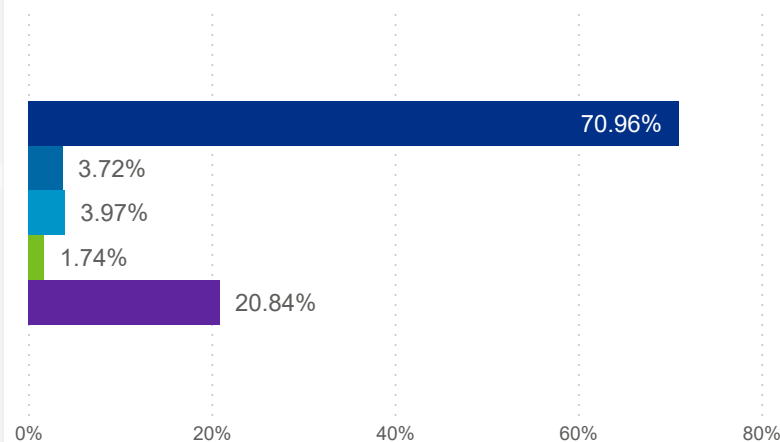
3,405

STAYER (Promotion)

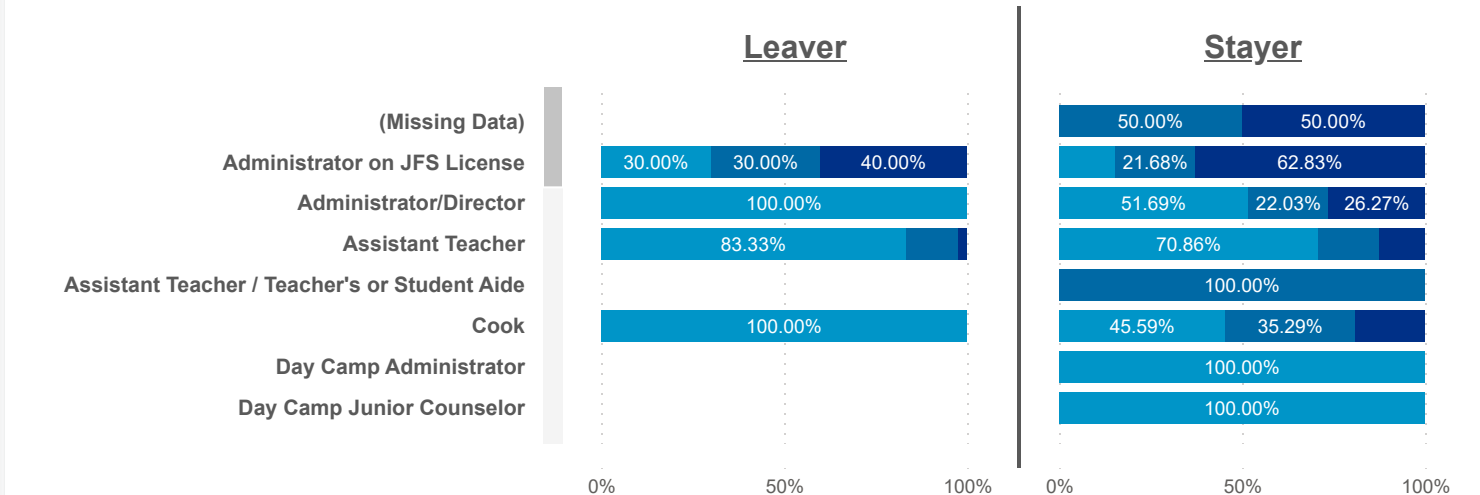
16

Turnover Reasons

● Churn ● Internal ● Promotion ● Seasonal ● Transfer



Seniority: ● Early ● Mid ● Senior





Date: 202504 Program Type: All Job Title: All Teacher Age Group: All Education: All TEACH Status: All
 202506 Position Type: All SUTQ Rating: All Total Duration: 0.00 Center Type: All Publicly Funded: All POWER Status: All
 SDA>County: SDA 5 Beale Code: All Student Age Group: All POWER Levels: All

PAY MEDIAN (USD)

PAY PROGRESSION (USD)

PAY & CAREER SENIORITY (USD)

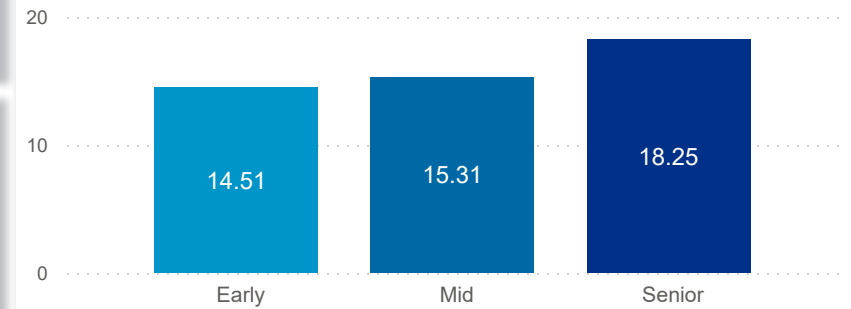
LEAVER
13.00

STAYER
14.85

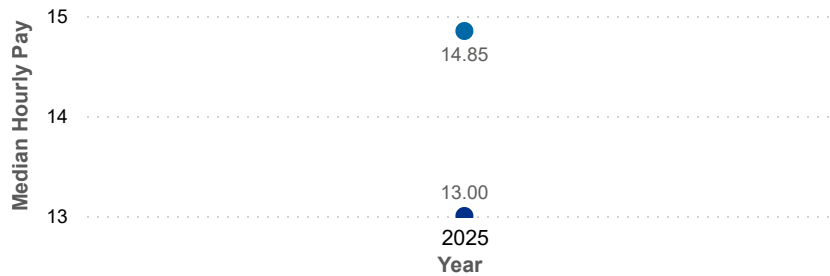
LEAVER
0.14

STAYER
0.58


Seniority: ● Early ● Mid ● Senior



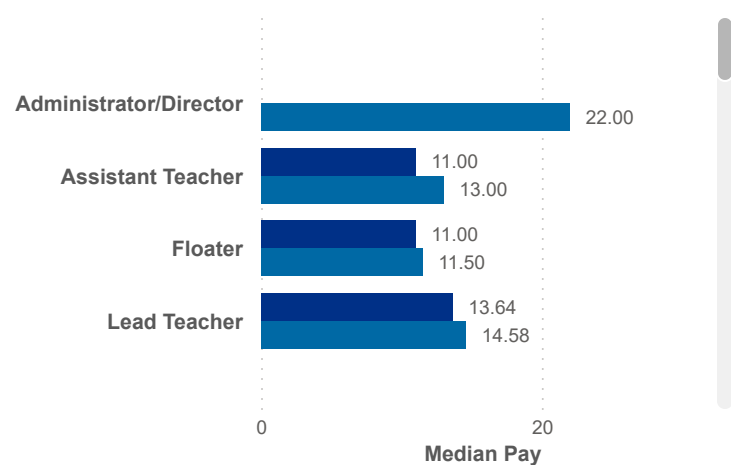
Worker Status: ● Leaver ● Stayer



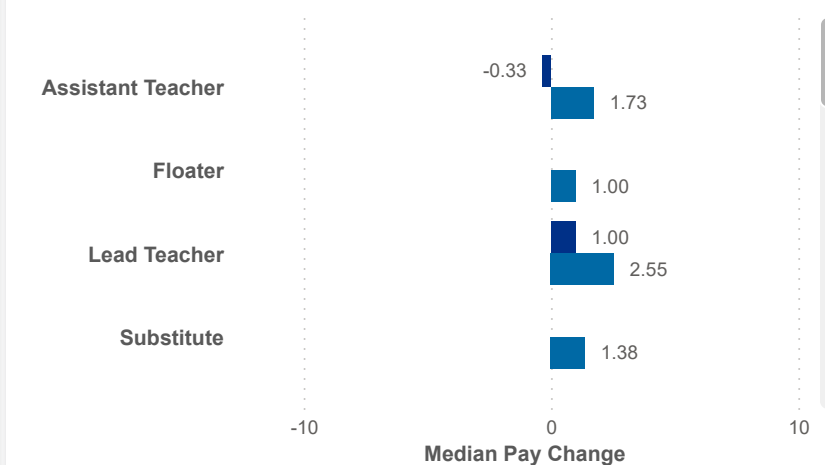
Worker Status: ● Leaver ● Stayer



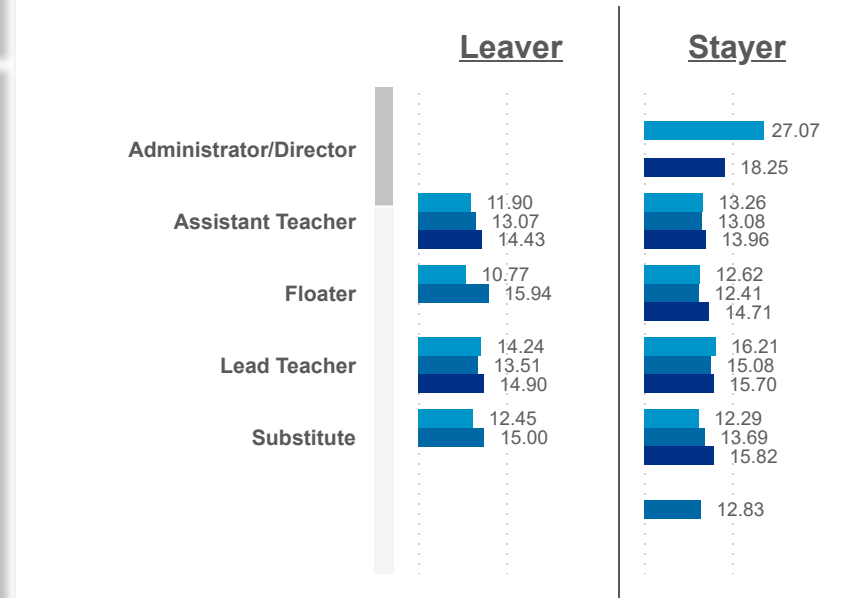
Worker Status: ● Leaver ● Stayer



Worker Status: ● Leaver ● Stayer



Seniority: ● Early ● Mid ● Senior





Date: 202504 | Program Type: All | Job Title: All | Teacher Age Group: All | Education: All | TEACH Status: All

202506 | Position Type: All | SUTQ Rating: All | Total Duration: 0.00 | Center Type: All | Publicly Funded: All | TEACH Models: All

SDA>County: SDA 5 | Beale Code: All | Student Age Group: All | POWER Status: All

100.00 | POWER Levels: All

PAY MEDIAN (USD)

LEAVER

13.00

STAYER

14.85

PAY PROGRESSION (USD)

LEAVER

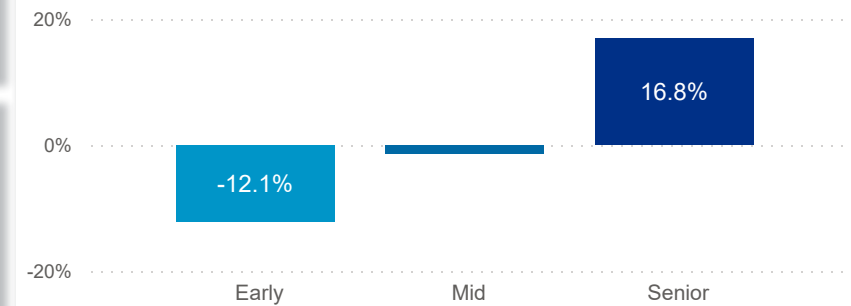
0.14

STAYER

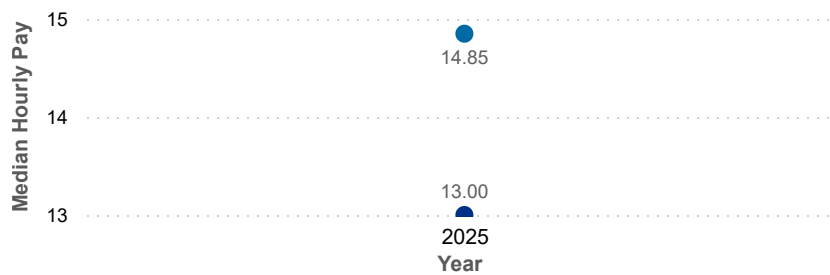
0.58

PAY & CAREER SENIORITY (USD)


Seniority: ● Early ● Mid ● Senior



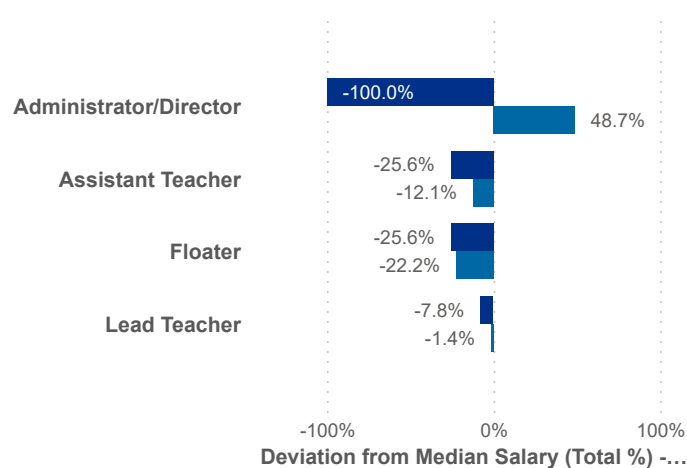
Worker Status: ● Leaver ● Stayer



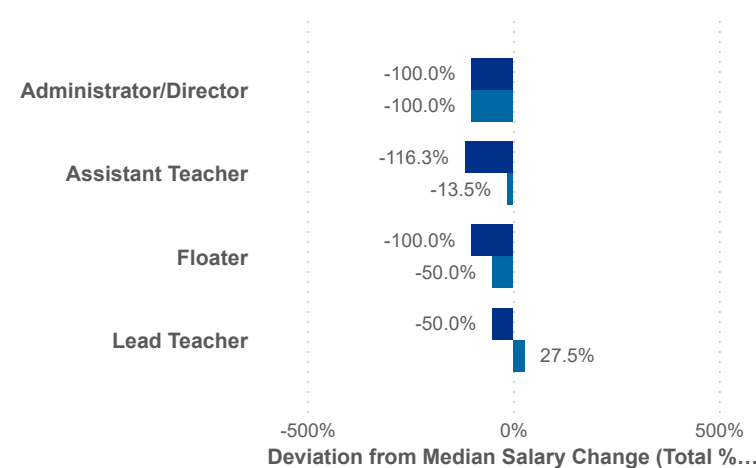
Worker Status: ● Leaver ● Stayer



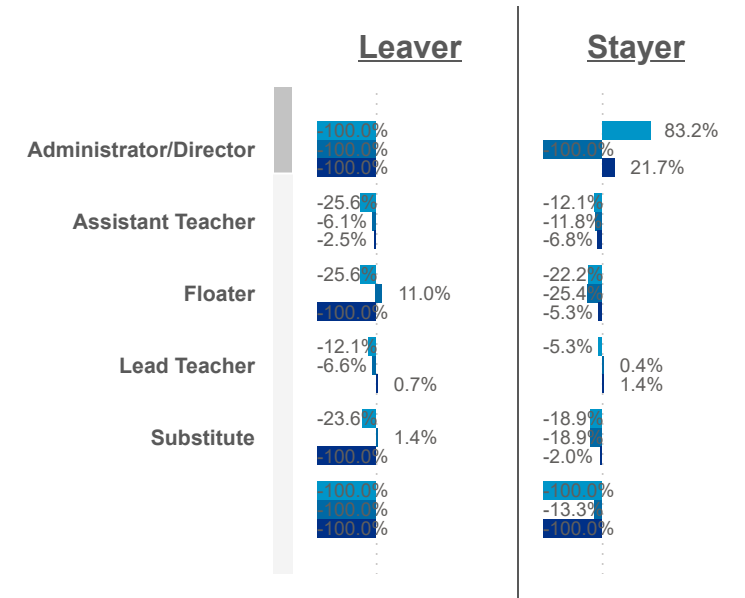
Worker Status: ● Leaver ● Stayer



Worker Status: ● Leaver ● Stayer



Seniority: ● Early ● Mid ● Senior





Date: Program Type:
 Job Title: Teacher Age Group: Education: TEACH Status:

Date: Position Type:
 SUTQ Rating: Total Duration: Center Type: Publicly Funded: POWER Status:

SDA>County: Beale Code: Student Age Group: POWER Levels:

Workload Median (Total)

4.42

Workload Median (Leaver)

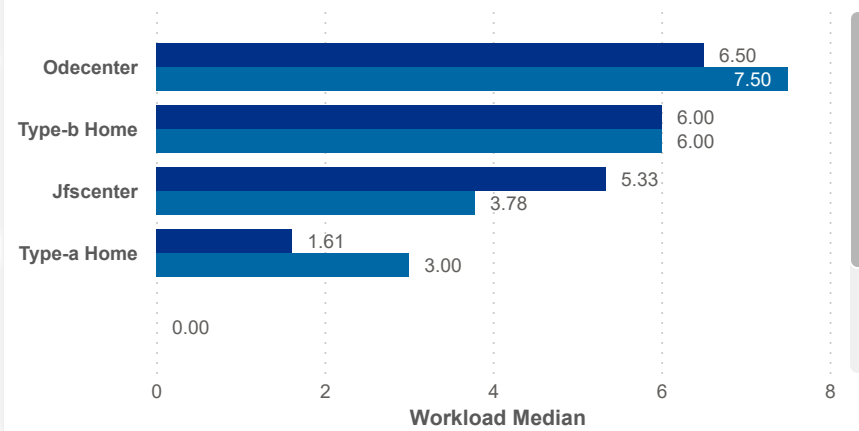
5.33

Workload Median (Stayer)

4.42

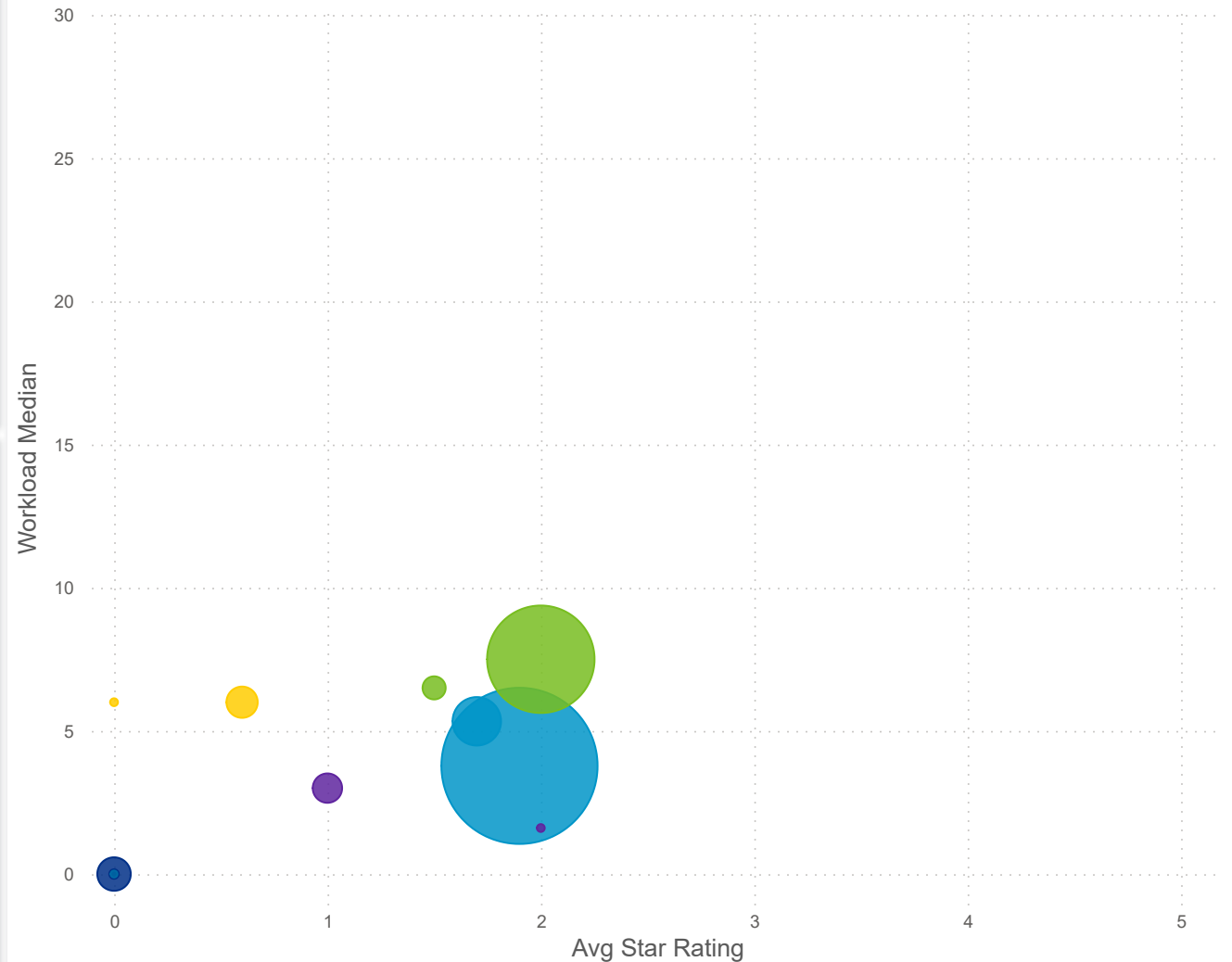
Workload Median

Worker status ● Leaver ● Stayer



Star Rating Mean, Workload Median, and Number of Users by Worker Status and Center Type

Center Type: ● Day Camp ● Inhome Aide ● Jfscenter ● Odecenter ● Type-a Home ● Type-b Home

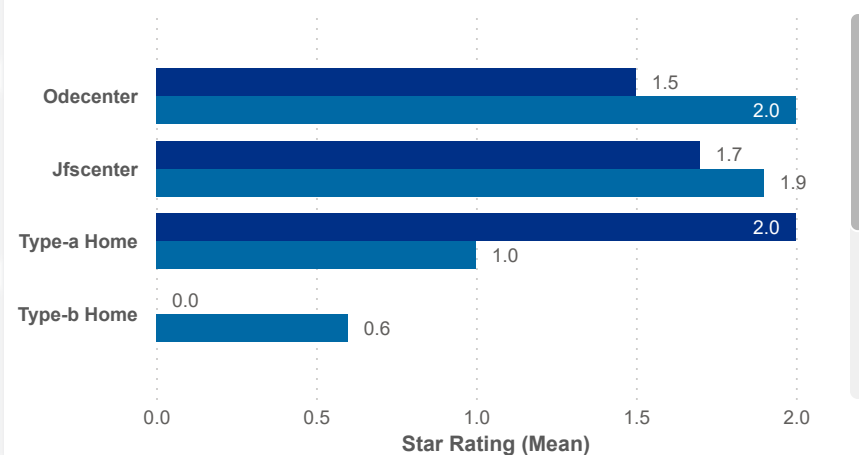


Star Rating Mean (Total)

1.9

Star Rating Mean

Worker status ● Leaver ● Stayer



Star Rating Mean (Leaver)

1.7

Star Rating Mean (Stayer)

1.9

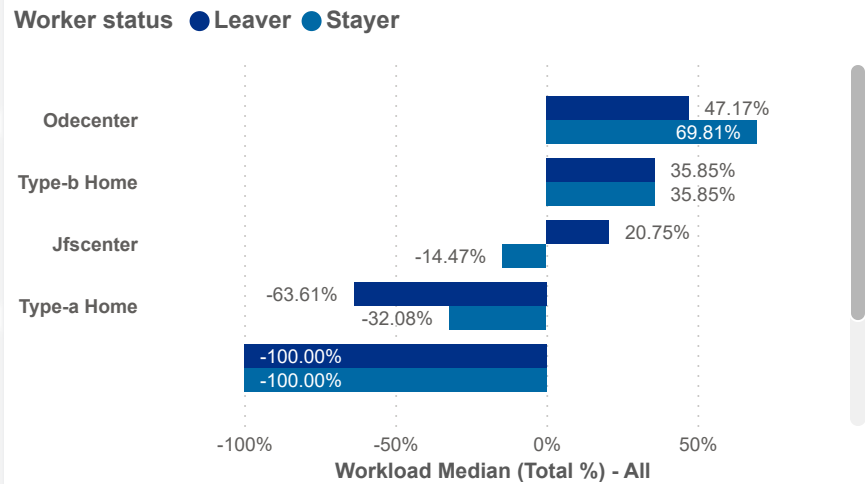


Date: 202504 Program Type: All Job Title: All Teacher Age Group: All Education: All TEACH Status: All
 202506 Position Type: All SUTQ Rating: All Total Duration: 0.00 Center Type: All Publicly Funded: All POWER Status: All
 SDA>County: SDA 5 Beale Code: All Student Age Group: All POWER Levels: All

Workload Median (Total)

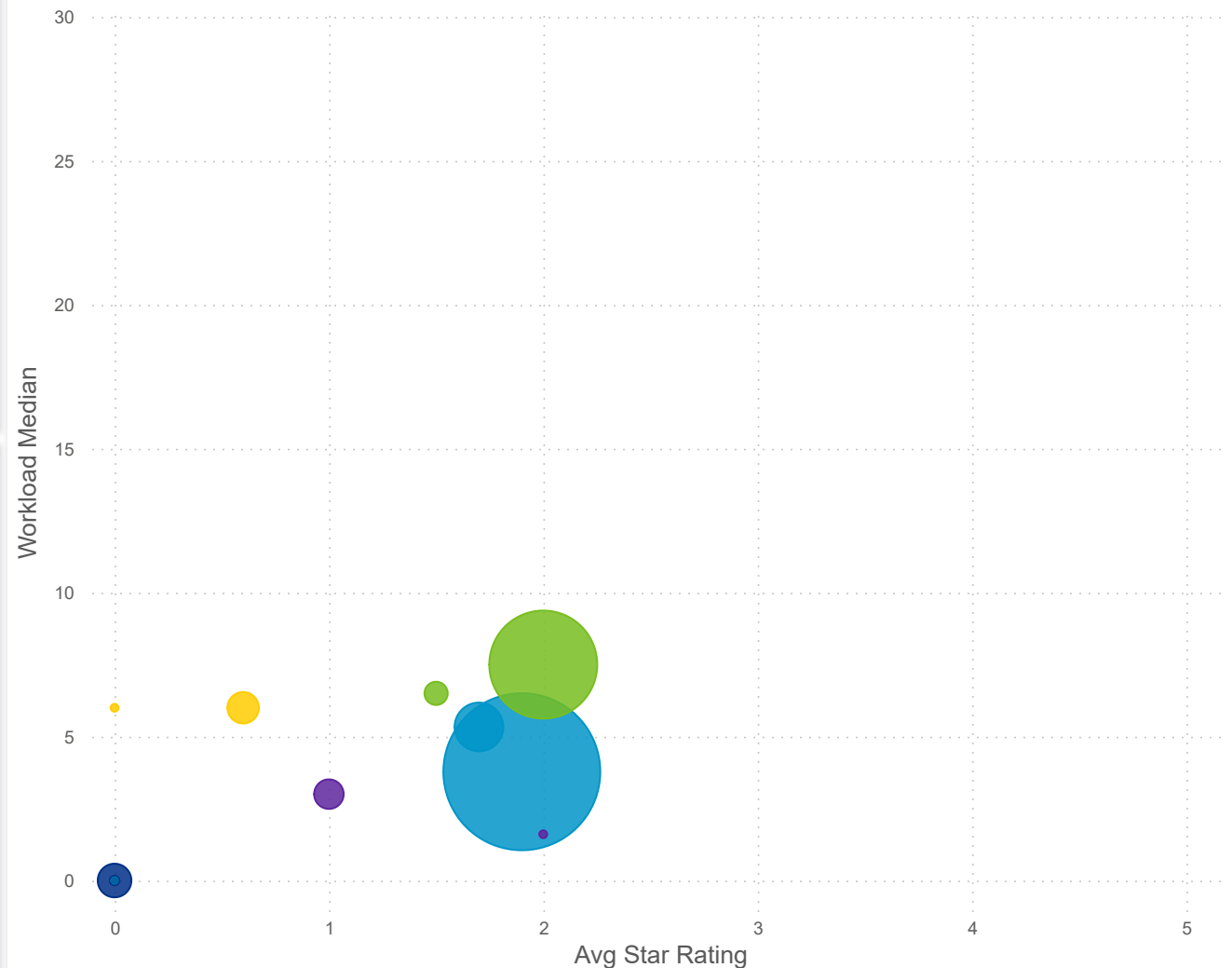
4.42

Workload Median (Total %)



Star Rating Mean, Workload Median, and Number of Users by Worker Status and Center Type

Center Type: ● Day Camp ● Inhome Aide ● Jfscenter ● Odecenter ● Type-a Home ● Type-b Home



Workload Median (Leaver)

5.33

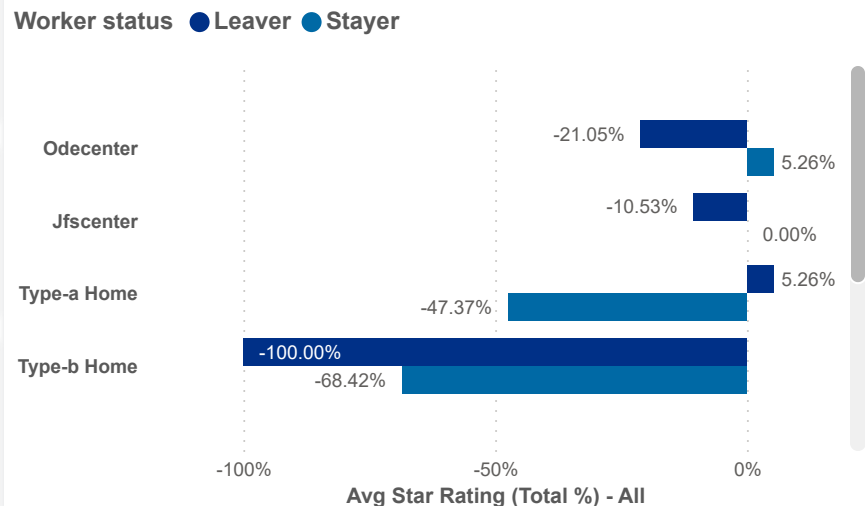
Workload Median (Stayer)

4.42

Star Rating Mean (Total)

1.9

Star Rating Mean (Total %)



Star Rating Mean (Leaver)

1.7

Star Rating Mean (Stayer)

1.9



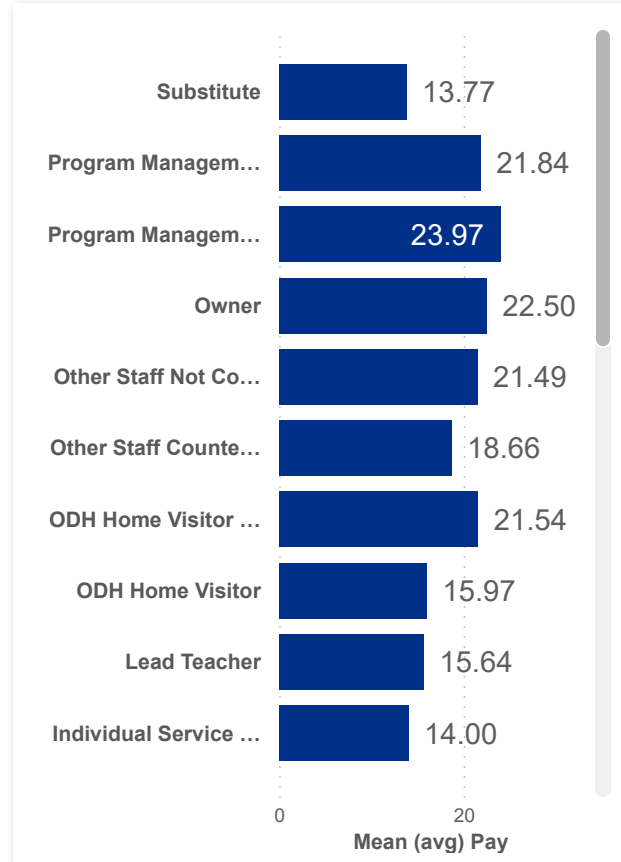
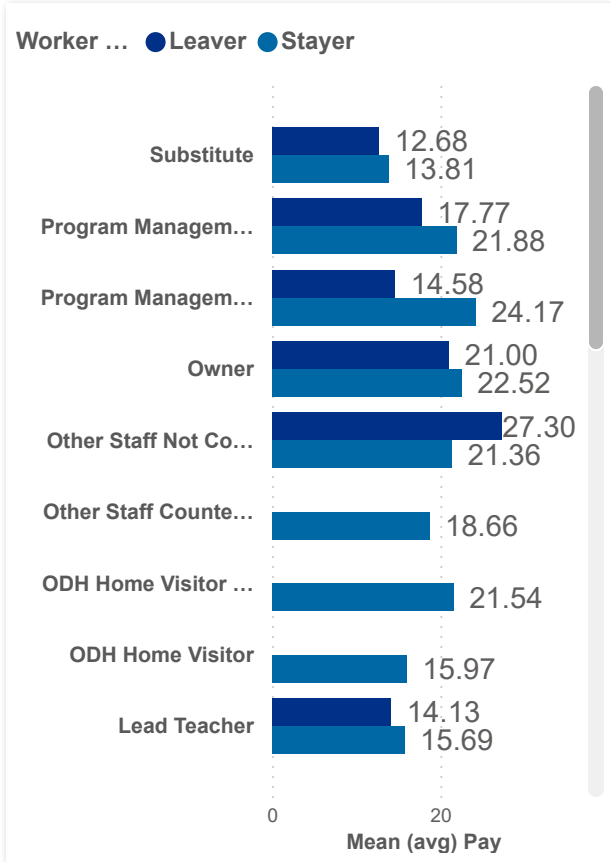
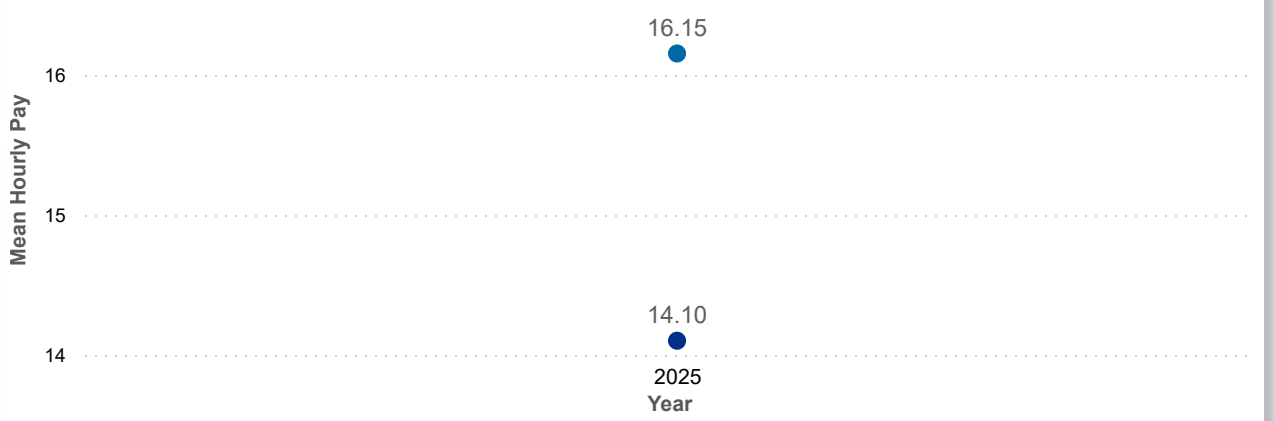
Date: 202504 Program Type: All Job Title: All Teacher Age Group: All Education: All TEACH Status: All
 202506 Position Type: All Credential: All TEACH Models: All
 SDA>County: SDA 5 SUTQ Rating: All Total Duration: 0.00 Center Type: All Publicly Funded: All POWER Status: All
 100.00 Beale Code: All Student Age Group: All POWER Levels: All

PAY MEAN (USD)

LEAVER	STAYER	COMBINED
14.10	16.15	16.10

Salary Mean by Year and Worker Status

Worker status ● Leaver ● Stayer



Combined Salary Mean by Year and Worker Status

