

Date:202504

Program Type:All

Job Title:All

Teacher Age Group:All

Education:All

TEACH Status:All

Date:202506

Position Type:All

Teacher Age Group:All

Education:All

TEACH Models:All

SDA>County:SDA 3

SUTQ Rating:All

Total Duration:0.00

Center Type:All

Publicly Funded:All

POWER Status:All

SDA>County:SDA 3

SUTQ Rating:All

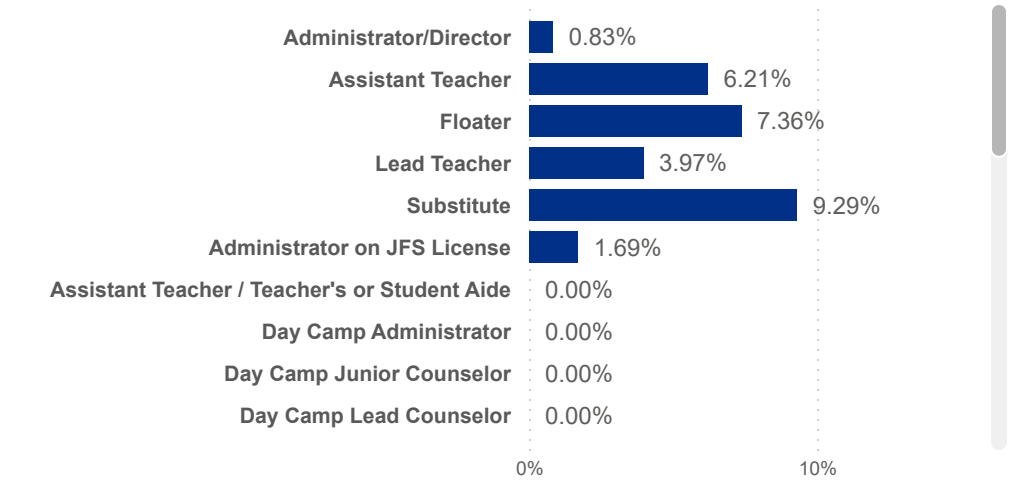
Total Duration:100.00

Center Type:All

Publicly Funded:All

POWER Levels:All

Avg Monthly Turnover Rates by Job Title



Avg Monthly Turnover

5.29%

Adjusted Workers

19,968

Total Leaver

1,400

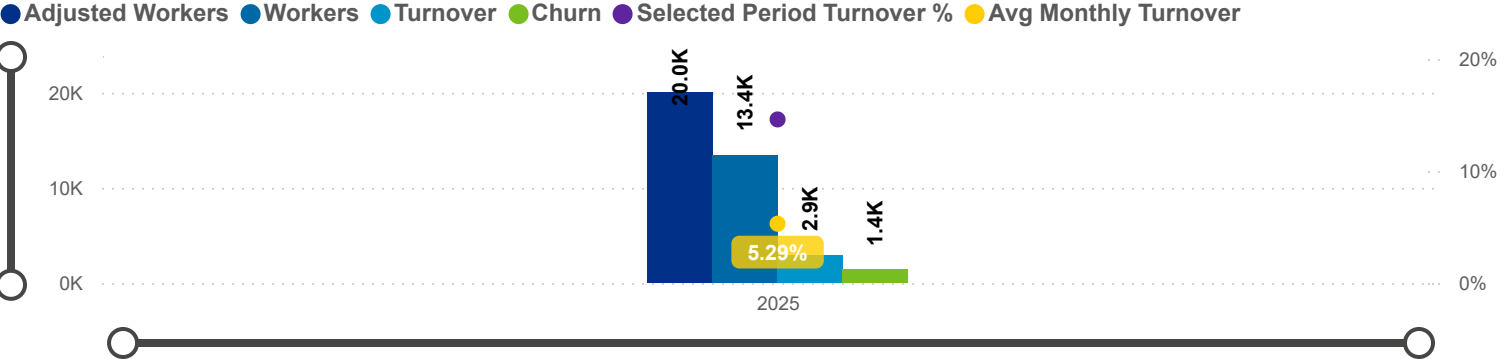
Total Stayer

18,568

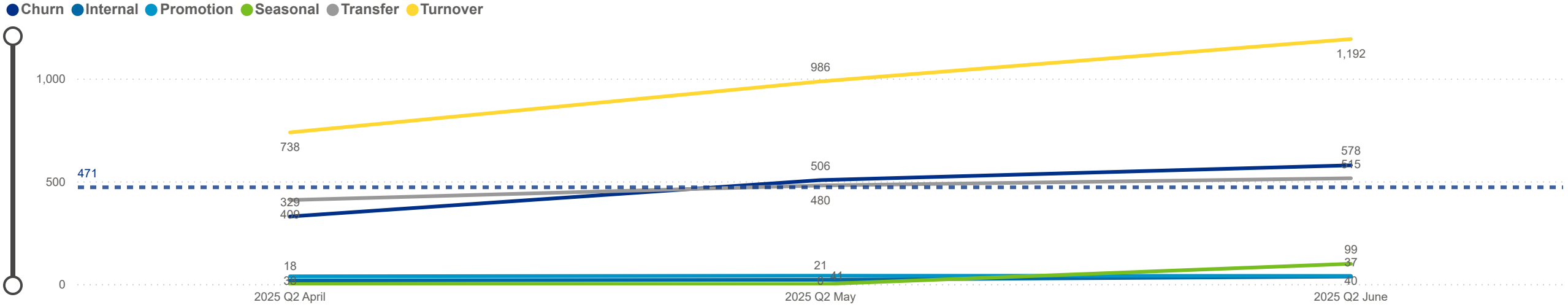
Sel Period Turnover

14.60%

Avg Monthly Turnover and Number of Workers



Categorization by Time Series



Date:202504

Program Type:All

Date:202506

Position Type:All

Job Title:All

Teacher Age Group:All

Education:All

Credential:All

TEACH Status:All

TEACH Models:All

SDA>County:SDA 3

SUTQ Rating:All

Total Duration:0.00

Center Type:All

Publicly Funded:All

POWER Status:All

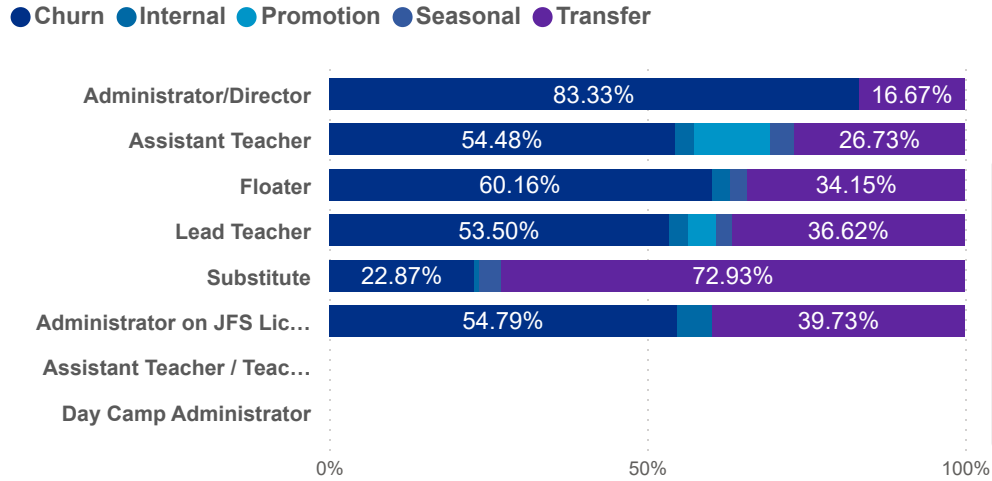
100.00

Beale Code:All

Student Age Group:All

POWER Levels:All

Job Change Reasons by Job Title



Avg Monthly Churn

2.57%

Adjusted Workers

19,968

Workload Median

5.29

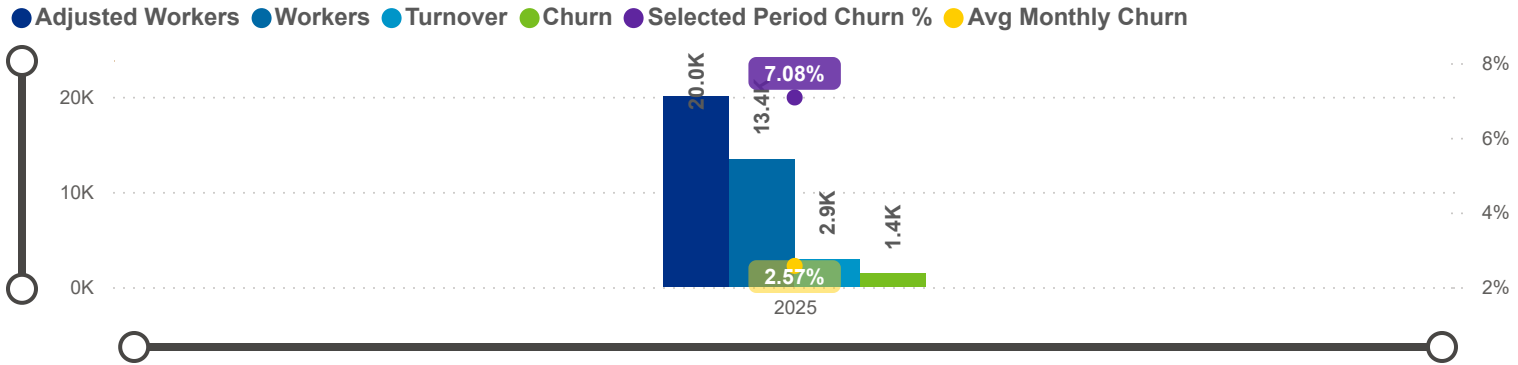
Pay Median USD / hr

15.25

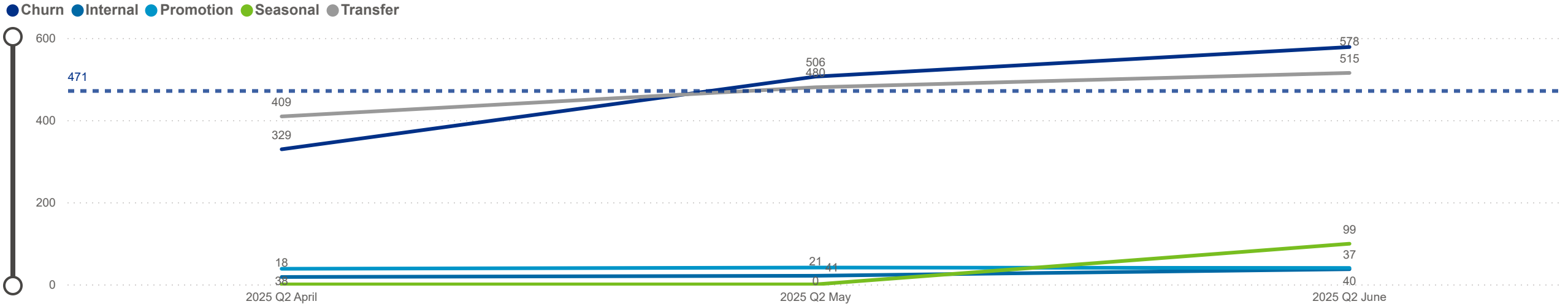
Avg ECE Duration

6.23

Avg Monthly Churn and Number of Workers



Categorization by Time Series



Date: 202504

Program Type: All

Job Title: All

Teacher Age Group: All

Education: All

TEACH Status: All

202506

Position Type: All

Credential: All

TEACH Models: All

SDA>County: SDA 3

SUTQ Rating: All

Total Duration: 0.00

Center Type: All

Publicly Funded: All


POWER Status: All

100.00

Beale Code: All

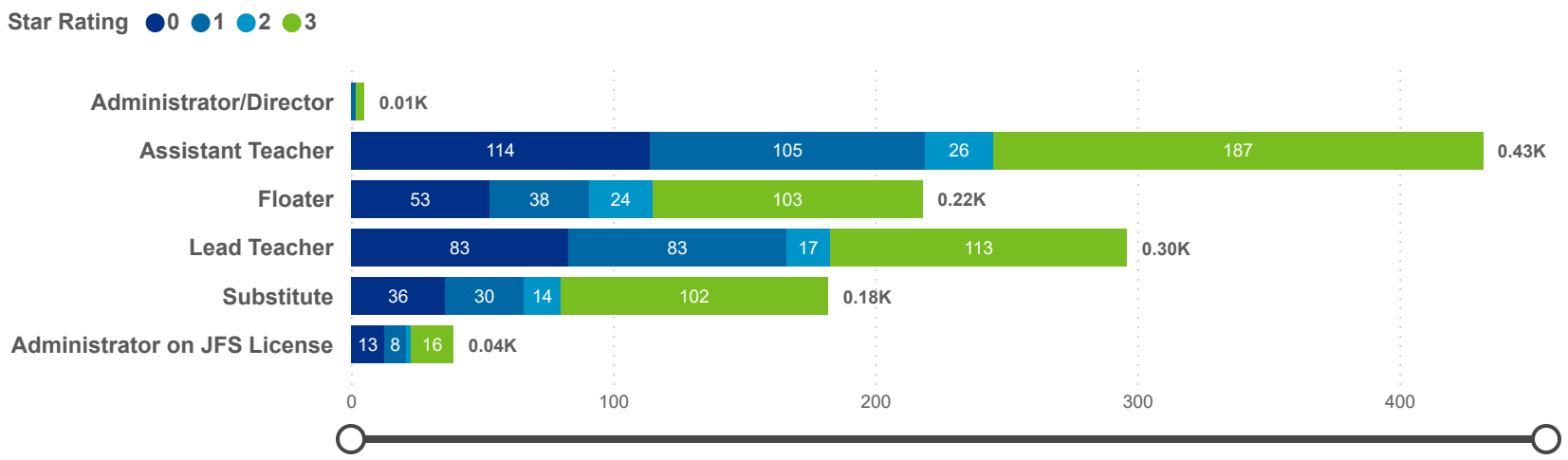
Student Age Group: All

POWER Levels: All



ADJUSTED WORKERS	TOTAL LEAVER	TOTAL STAYER	SELECTED PERIOD CHURN %
19,968	1,400	18,568	7.01%

Leaver by Job Title and Star Rating



County	Adjusted Workers	Workers	Workers %	Total Leaver	Total Stayer	Selected Period Churn %	Stayer %	Avg Monthly Churn	Selected Period Turnover %	Avg Monthly Turnover	Workload Median	Avg Star Rating
Ashtabula OH	767	568	4.23%	47	720	6.13%	93.87%	2.13%	7.43%	2.59%	5.38	2.09
Cuyahoga OH	16,518	11,034	82.26%	1,127	15,391	6.82%	93.18%	2.50%	15.10%	5.49%	5.09	1.72
Lake OH	1,912	1,486	11.08%	169	1,743	8.84%	91.16%	3.29%	14.02%	5.10%	6.52	1.66
Geauga OH	772	551	4.11%	57	715	7.38%	92.62%	2.65%	12.56%	4.52%	5.23	1.21
Total	19,968	13,413	100.00%	1,400	18,568	7.01%	92.99%	2.57%	14.60%	5.29%	5.29	1.71

occra

Workforce and Program Analysis Platform (WPAP): JOBS & EMPLOYEES - NOMINAL

Created Date: 07/15/2025

Date:202504

Program Type:All

Job Title:All

Teacher Age Group:All

Education:All

TEACH Status:All

202506

Position Type:All

Credential:All

TEACH Models:All

SDA>County:SDA 3

SUTQ Rating:All

Total Duration:0.00

Center Type:All

Publicly Funded:All

POWER Status:All

100.00

Beale Code:All

Student Age Group:All

POWER Levels:All

NUMBER OF WORKERS		AVG ECE DURATION (In Years)		HOURLY WAGE BANDS (USD)	
TOTAL LEAVER	TOTAL STAYER	LEAVER	STAYER	LEAVER (Hourly Wage MED)	STAYER (Hourly Wage MED)
1,400	18,568	4.50	6.30	15.00	15.30

● Leaver % ● Stayer %

92.99%

● Leaver ● Stayer

Administrator/Director	5	230
Assistant Teacher	432	3,617
Floater	218	1,643
Lead Teacher	296	4,303
Substitute	182	3,096
	1	

Worker Status: ● Leaver ● Stayer

Administrator/Dir...	6.59	6.97
Assistant Teacher	3.52	4.88
Floater	3.20	3.79
Lead Teacher	5.81	8.01
Substitute	4.22	4.17
		7.17
Administrator on ...	13.85	13.13
Assistant Teacher...		13.35
Day Camp Admini...	3.89	

Wage Bands: ● < 10 ● 10 < .. < 11.6 ● 11.6 < .. < 14 ● > 14

1,653

1,598

2,416

Wage Bands: ● < 10 ● 10 < .. < 11.6 ● 11.6 < .. < 14 ● > 14

	Leaver			Stayer		
Administrator/Director				26%		70%
Assistant Teacher	41%	35%		33%	32%	26%
Floater	45%	30%		36%	27%	
Lead Teacher	39%		34%	24%	27%	43%
Substitute	27%		35%	29%	25%	32%

Powered by NEW SYSTEMS>ETHIC | NSE Collective Analytics

DATA & REVIEW DRAFT 6/30/2025

Page 04 of 12

202504

Program Type: All

Date:202506

Position Type: All

Job Title: All

Teacher Age Group: All

Education: All

Credential: All

TEACH Status: All

TEACH Models: All

SDA>County: SDA 3

SUTQ Rating: All

Total Duration:0.00100.00

Center Type: All

Publicly Funded: All

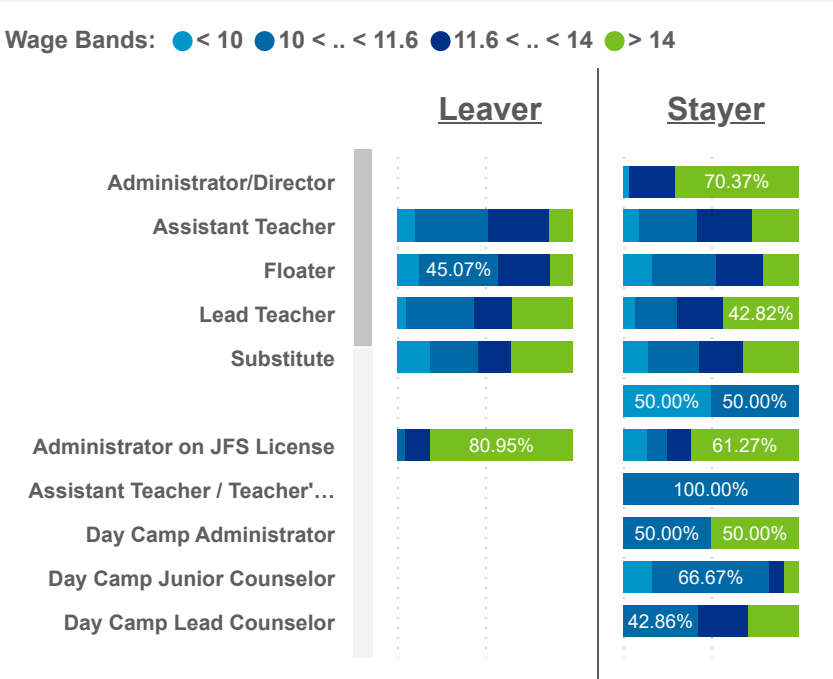
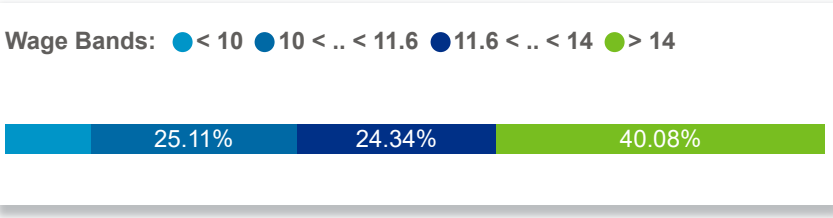
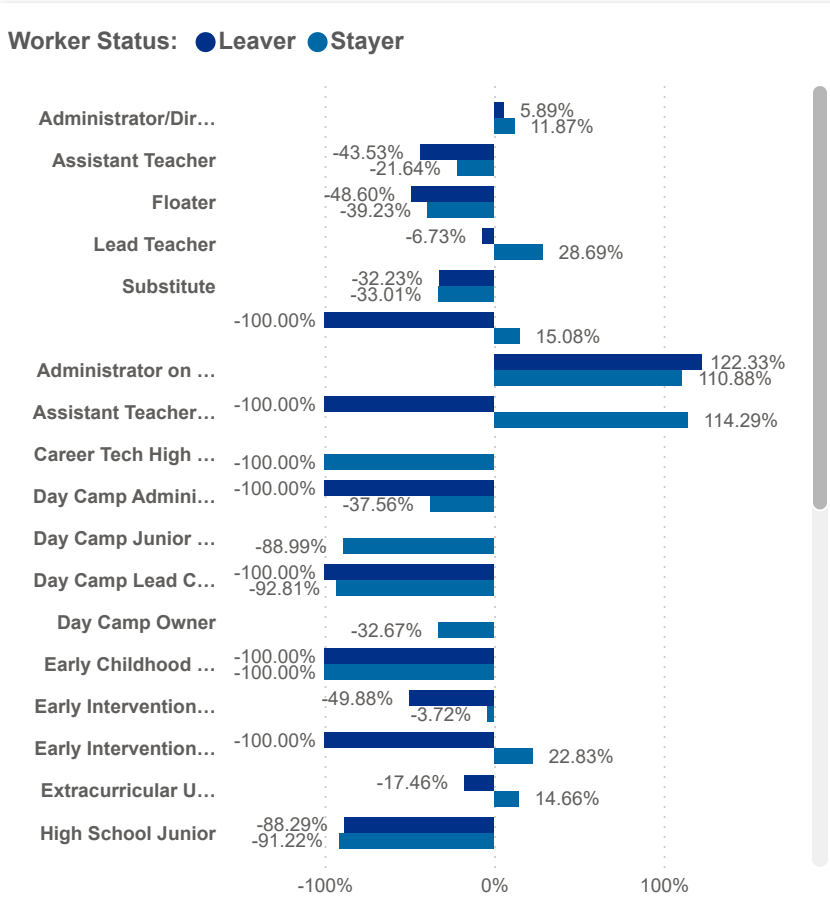
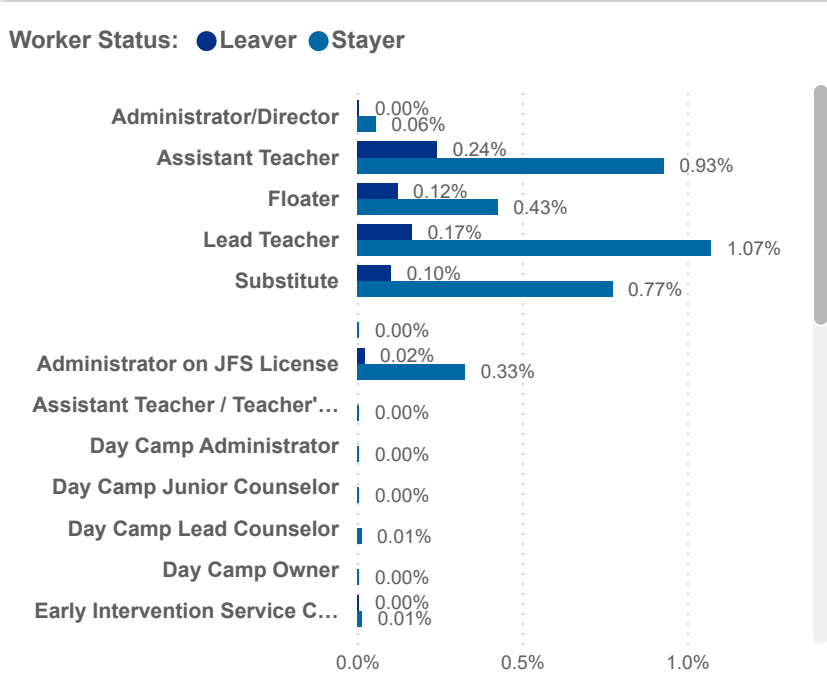
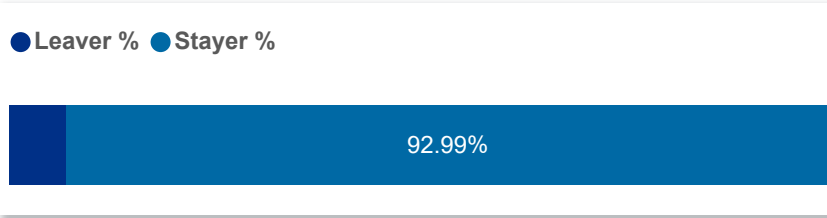
POWER Status: All

Beale Code: All

Student Age Group: All

POWER Levels: All

NUMBER OF WORKERS		AVG ECE DURATION (In Years)		HOURLY WAGE BANDS (USD)	
LEAVER	STAYER	LEAVER	STAYER	LEAVER (Hourly Wage MED)	STAYER (Hourly Wage MED)
7.01%	92.99%	4.50	6.30	15.00	15.30



Date:202504

Program Type:All

Job Title:All

Teacher Age Group:All

Education:All

TEACH Status:All

Date:202506

Position Type:All

Teacher Age Group:All

Education:All

TEACH Models:All

SDA>County:SDA 3

SUTQ Rating:All

Total Duration:0.00

Center Type:All

Publicly Funded:All

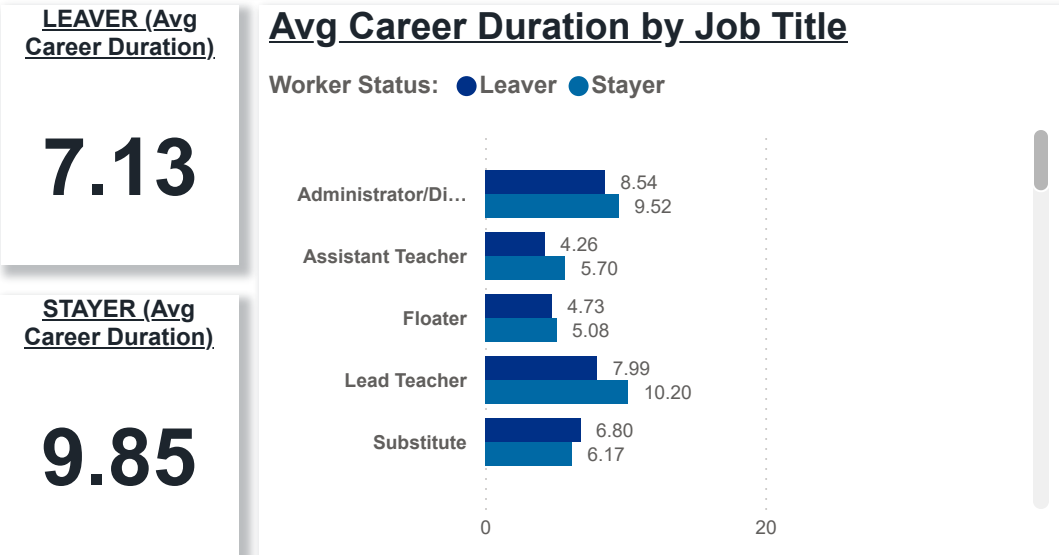
POWER Status:All

100.00

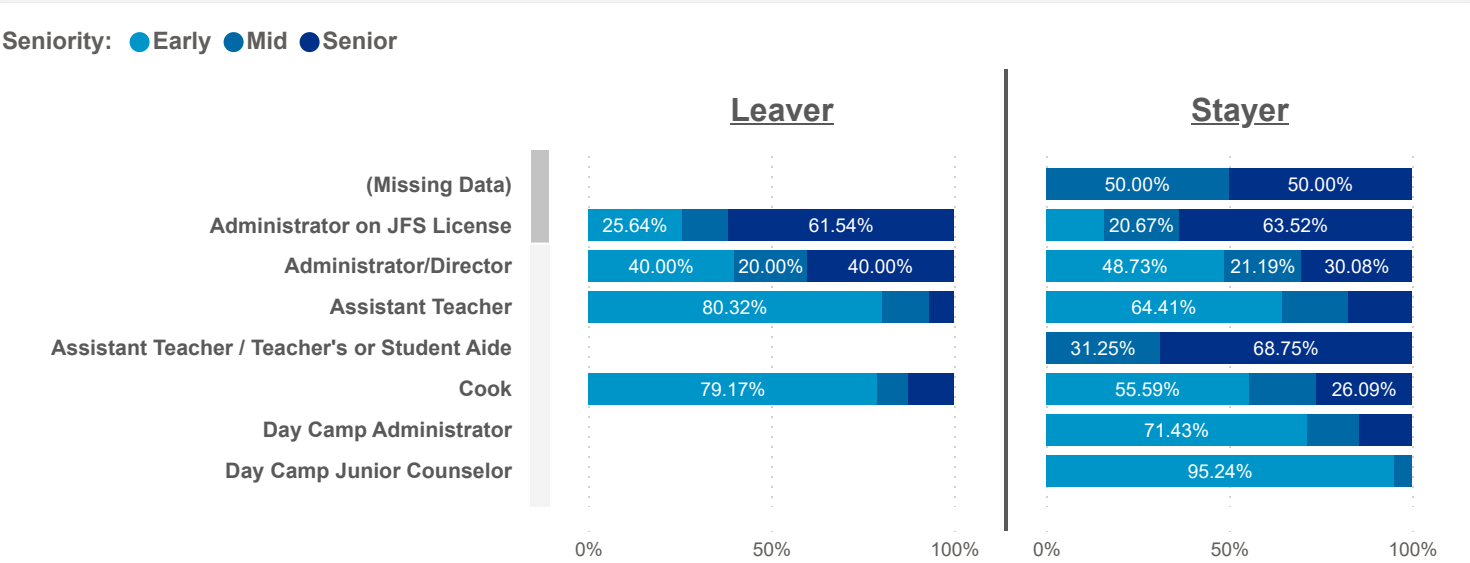
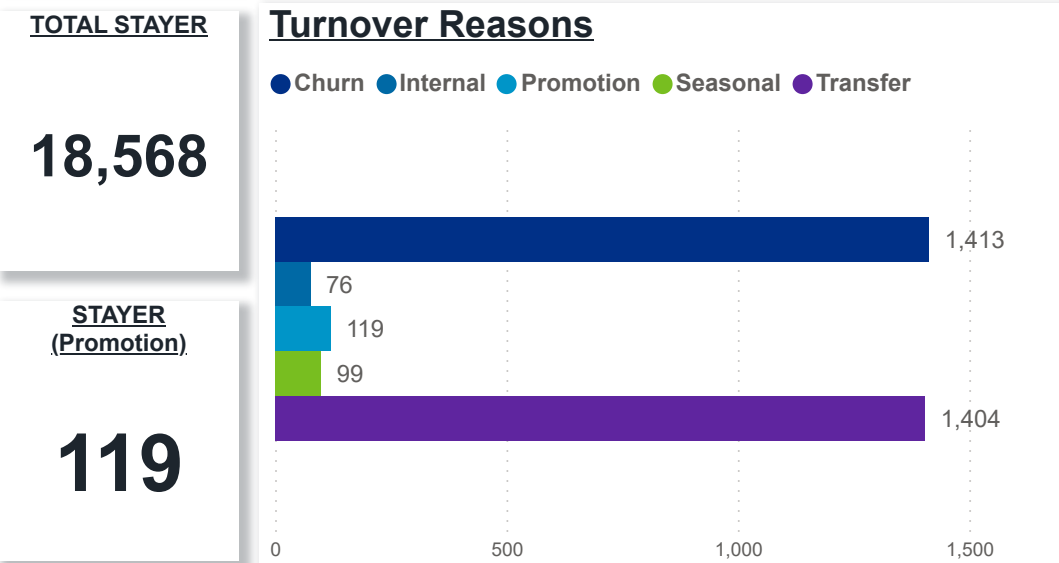
Beale Code:All

Student Age Group:All

POWER Levels:All



County	Job Title	Longest Serving Profile	\$ / hr	Seniority	Workload	Star Rating (Mean)
Ashtabula	Administrator/Director	2.84		Early	8.50	2.5
Cuyahoga	Administrator/Director	2.23		Early	7.74	1.6
Geauga	Administrator/Director	1.62		Early	2.88	1.3
Lake	Administrator/Director	1.44		Early	7.32	2.0
Ashtabula	Administrator/Director	0.70	15.00	Early	10.60	3.0
Cuyahoga	Administrator/Director	2.72	15.00	Early	10.33	1.0
Cuyahoga	Administrator/Director	4.83	20.00	Early	22.00	0.0
Cuyahoga	Administrator/Director	2.83	21.64	Early	6.86	0.0
Cuyahoga	Administrator/Director	2.75	25.00	Early	19.33	3.0
Geauga	Administrator/Director	2.76	30.50	Early	10.71	0.0



Date:202504

Program Type:All

Job Title:All

Teacher Age Group:All

Education:All

TEACH Status:All

Date:202506

Position Type:All

Teacher Age Group:All

Education:All

TEACH Models:All

SDA>County:SDA 3

SUTQ Rating:All

Total Duration:0.00

Center Type:All

Publicly Funded:All

POWER Status:All

100.00

Beale Code:All

Student Age Group:All

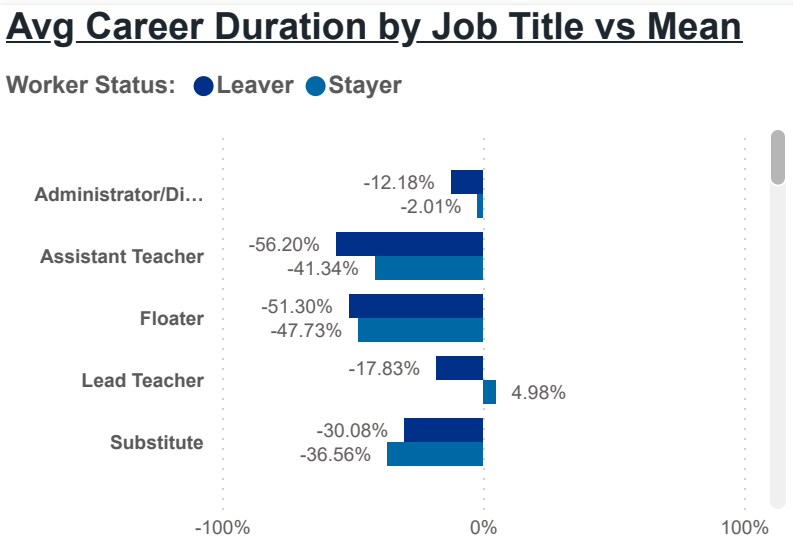
POWER Levels:All

LEAVER (Avg Career Duration)

7.13

STAYER (Avg Career Duration)

9.85



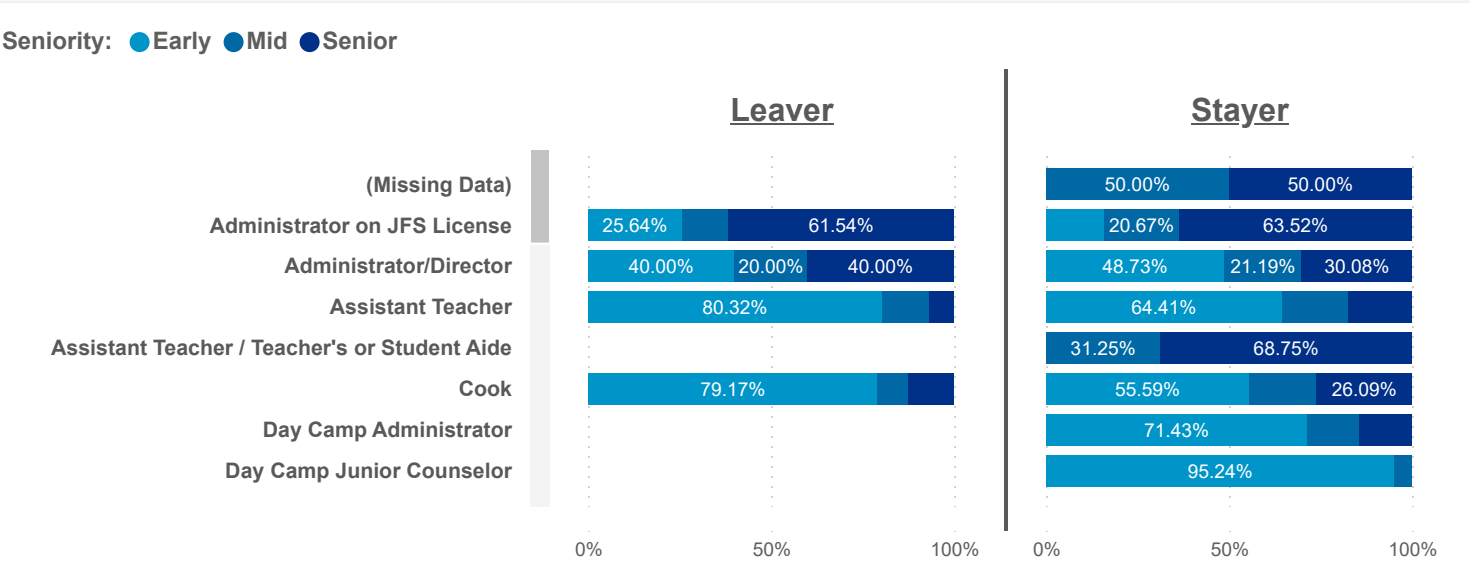
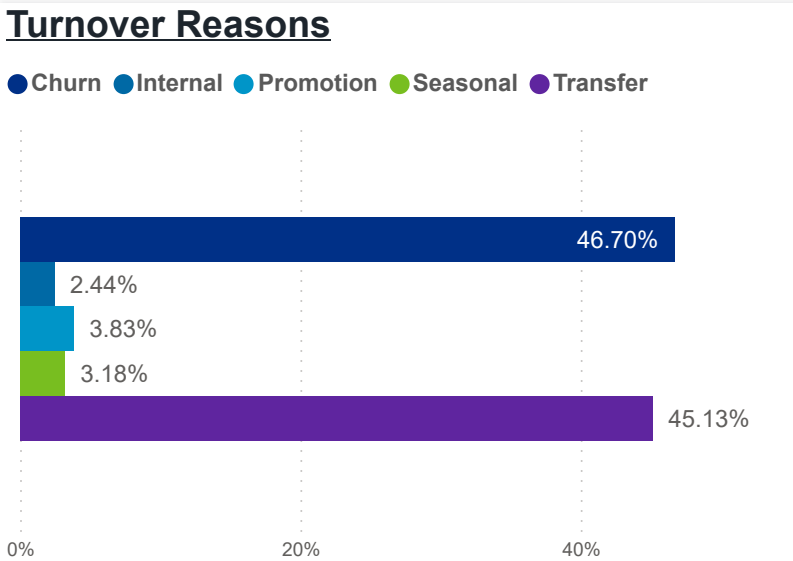
County	Job Title	Longest Serving Profile	\$ / hr	Seniority	Workload	Star Rating (mean)
Lake	Day Camp Junior Counselor	0.00	13.50	Early	0.00	0.0
Geauga	Extracurricular Used in Ratio	0.00		Senior	5.31	0.0
Lake	Assistant Teacher	0.01	15.73	Early	8.54	3.0
Cuyahoga	Floater	0.01	14.50	Early	4.57	3.0
Lake	Day Camp Lead Counselor	0.01	15.00	Early	0.00	0.0
Cuyahoga	Other Staff Counted In Ratio	0.01	20.00	Early	5.64	0.0
Geauga	Other Staff Counted In Ratio	0.01	20.00	Early	10.00	0.0
Cuyahoga	Program Management Used in Ratio	0.01	19.23	Early	1.65	1.0
Cuyahoga	Assistant Teacher	0.02	15.76	Early	7.00	3.0
Cuyahoga	Assistant Teacher	0.02	18.50	Early	7.76	0.5
Lake	Day Camp Lead Counselor	0.02		Early	0.00	0.0

TOTAL STAYER

18,568

STAYER (Promotion)

119



occrra

Workforce and Program Analysis Platform (WPAP): COMPENSATION - NOMINAL

Created Date: 07/15/2025

Date:

202504

Program Type:

All

Date:

202506

Position Type:

All

Job Title:

All

Teacher Age Group:

All

Education:

All

Credential:

All

TEACH Status:

All

TEACH Models:

All

SDA>County:

SDA 3

SUTQ Rating:

All

Total Duration:

0.00

Center Type:

All

Publicly Funded:

All

POWER Status:

All

Beale Code:

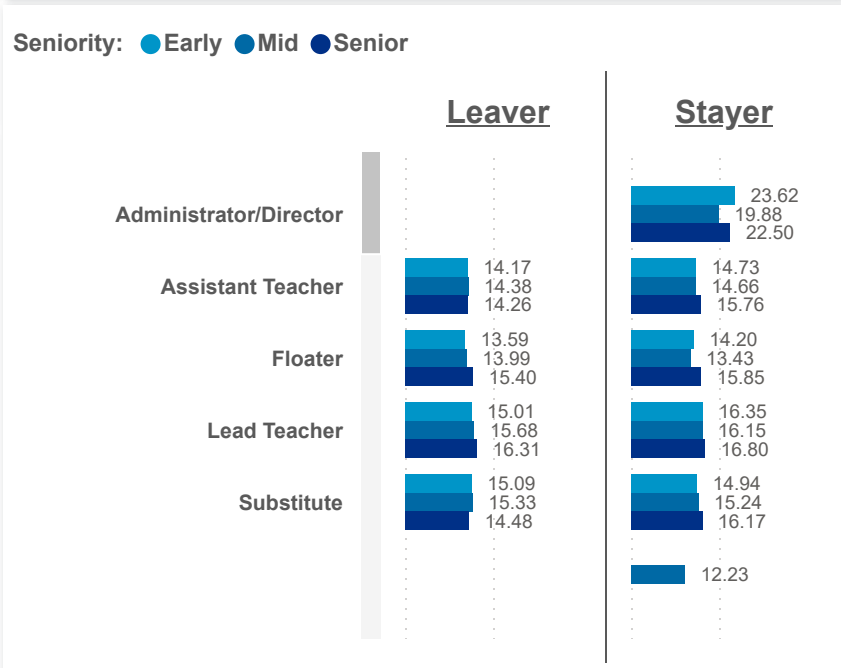
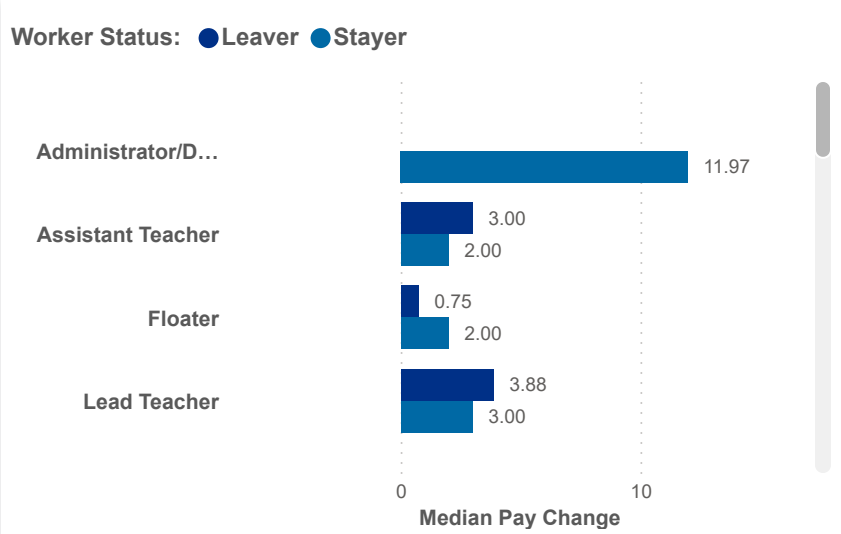
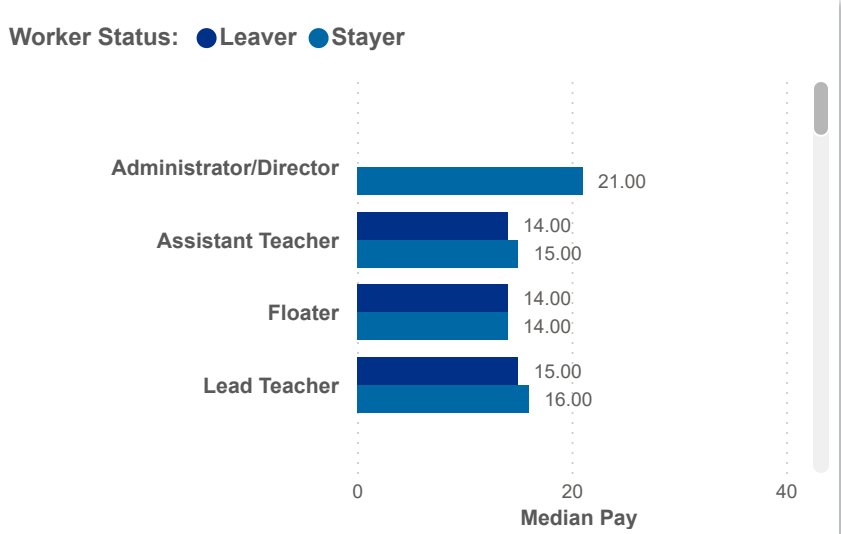
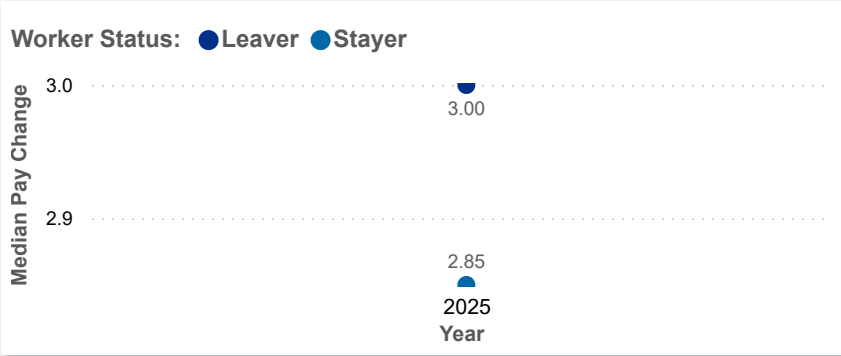
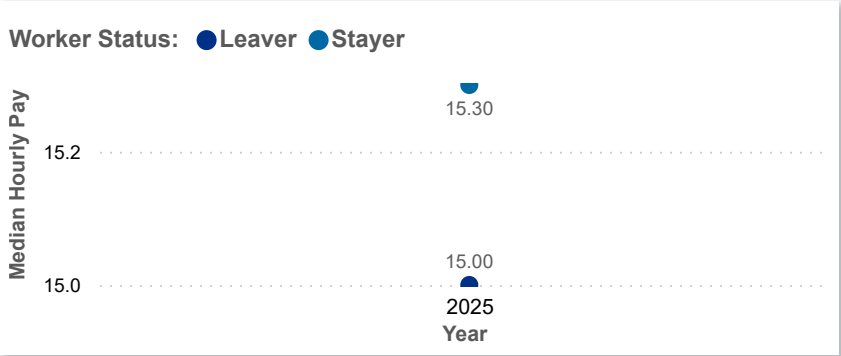
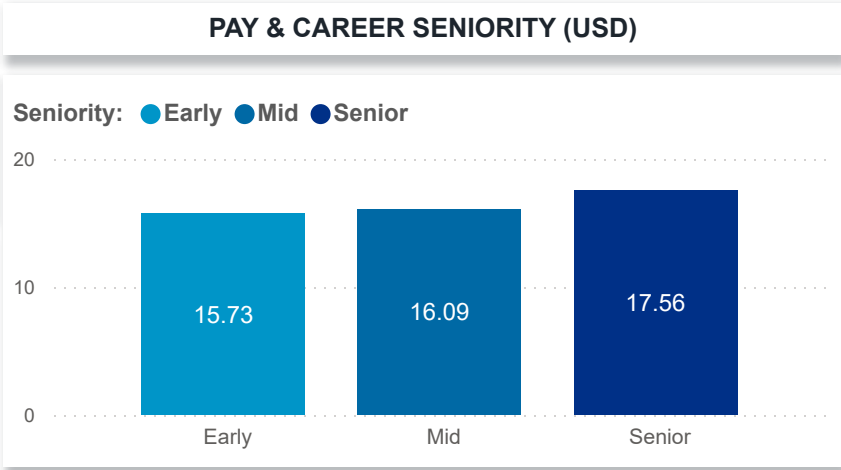

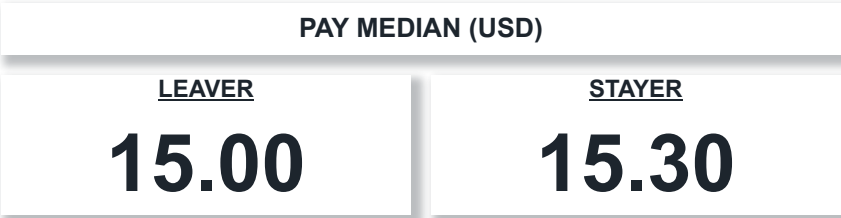
All

Student Age Group:

All

POWER Levels:

All





Date:202504

Program Type:All

Job Title:All

Teacher Age Group:All

Education:All

TEACH Status:All

Date:202506

Position Type:All

SUTQ Rating:All

Total Duration:0.00

Center Type:All

Publicly Funded:All

POWER Status:All

SDA>County:SDA 3

Beale Code:All

Student Age Group:All

POWER Levels:All





Date:	202504	Program Type:	All	Job Title:	All	Teacher Age Group:	All	Education:	All	TEACH Status:	All
	202506	Position Type:	All					Credential:	All	TEACH Models:	All
SDA>County:	SDA 3	SUTQ Rating:	All	Total Duration:	0.00	Center Type:	All	Publicly Funded:	All	POWER Status:	All
				100.00		Beale Code:	All	Student Age Group:	All	POWER Levels:	All

## Workload Median (Total)

5.29

## Workload Median (Leaver)

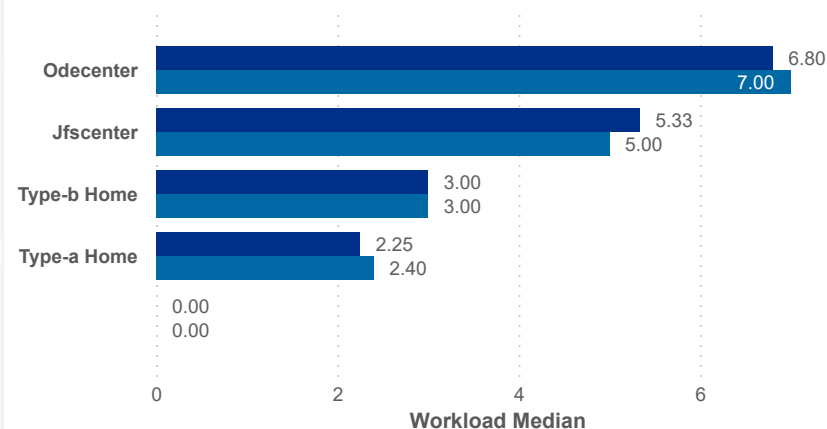
5.37

## Workload Median (Stayer)

5.29

## Workload Median

Worker status ● Leaver ● Stayer



## Star Rating Mean (Total)

1.7

## Star Rating Mean (Leaver)

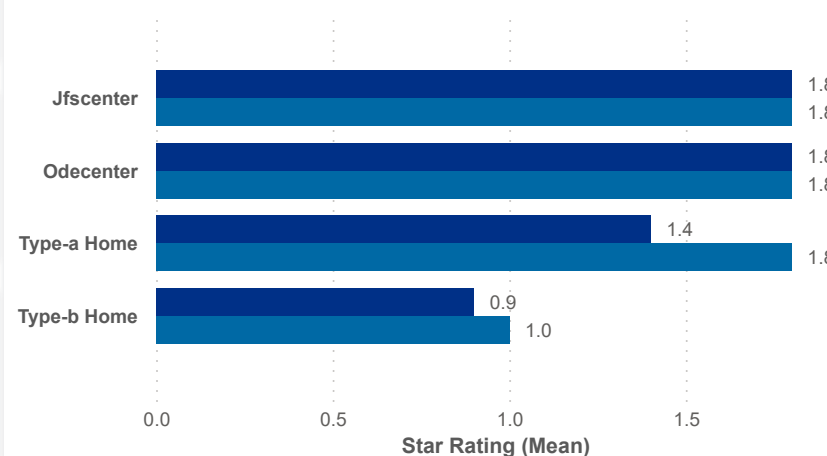
1.8

## Star Rating Mean (Stayer)

1.7

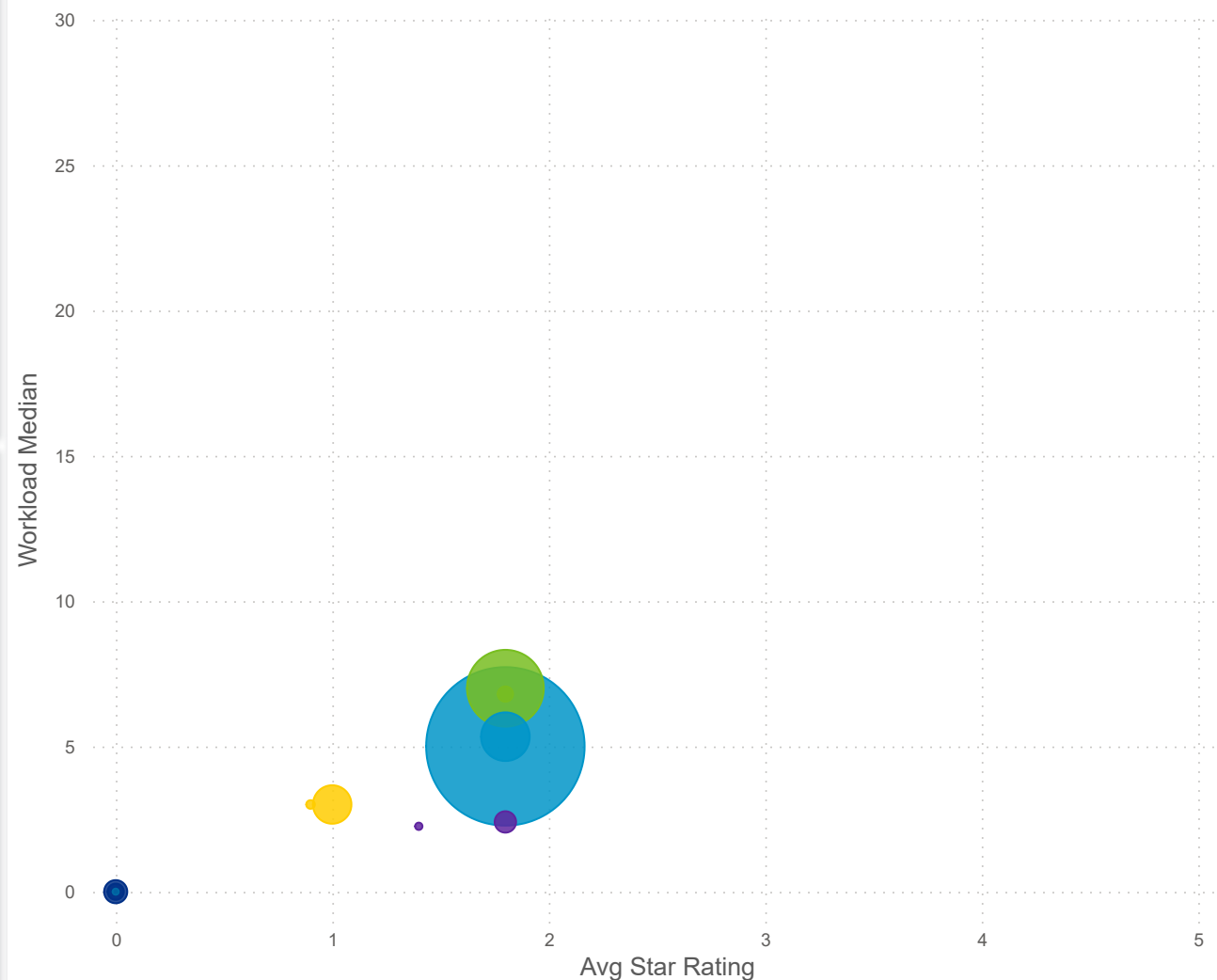
## Star Rating Mean

Worker status ● Leaver ● Stayer



## Star Rating Mean, Workload Median, and Number of Users by Worker Status and Center Type

Center Type: ● Day Camp ● Inhome Aide ● Jfscenter ● Odecenter ● Type-a Home ● Type-b Home





Date:	202504	Program Type:	All	Job Title:	All	Teacher Age Group:	All	Education:	All	TEACH Status:	All
	202506	Position Type:	All					Credential:	All	TEACH Models:	All
SDA>County:	SDA 3	SUTQ Rating:	All	Total Duration:	0.00	Center Type:	All	Publicly Funded:	All	POWER Status:	All
				100.00		Beale Code:	All	Student Age Group:	All	POWER Levels:	All

Workload Median (Total)

5.29

Workload Median (Leaver)

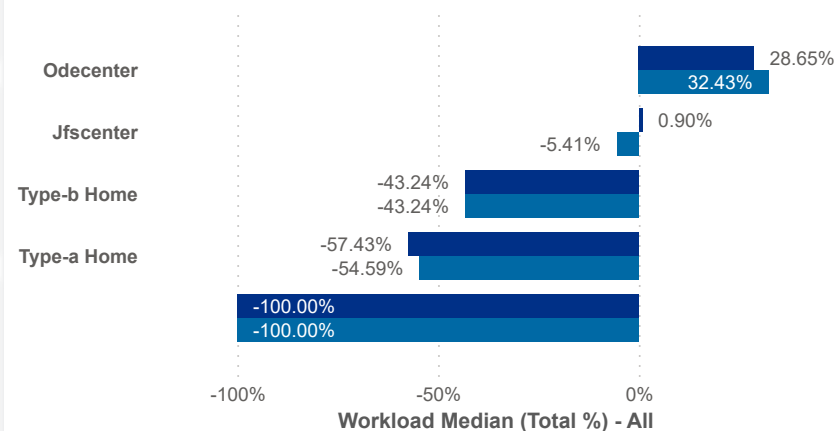
5.37

Workload Median (Stayer)

5.29

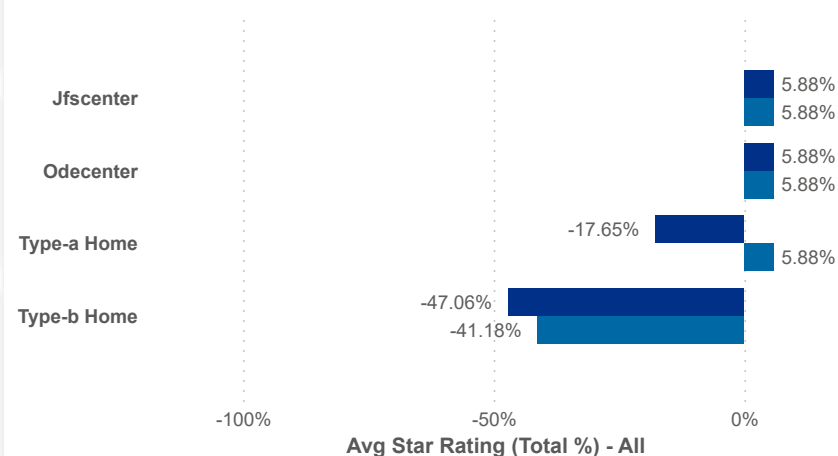
Workload Median (Total %)

Worker status ● Leaver ● Stayer



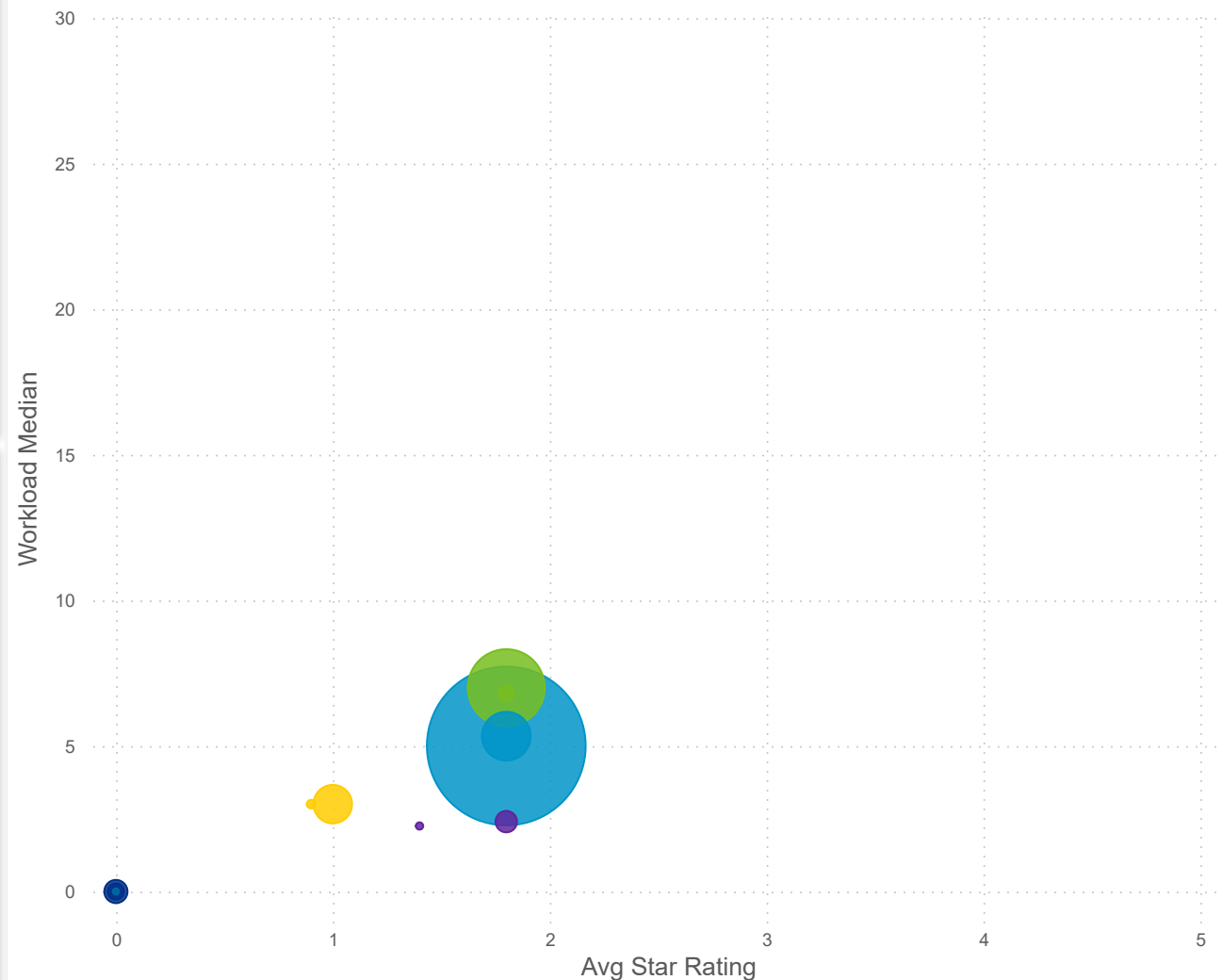
Star Rating Mean (Total %)

Worker status ● Leaver ● Stayer



Star Rating Mean, Workload Median, and Number of Users by Worker Status and Center Type

Center Type: ● Day Camp ● Inhome Aide ● Jfscenter ● Odecenter ● Type-a Home ● Type-b Home





Date:	202504	Program Type:	All	Job Title:	All	Teacher Age Group:	All	Education:	All	TEACH Status:	All
	202506	Position Type:	All					Credential:	All	TEACH Models:	All
SDA>County:	SDA 3	SUTQ Rating:	All	Total Duration:	0.00	Center Type:	All	Publicly Funded:	All	POWER Status:	All
				100.00		Beale Code:	All	Student Age Group:	All	POWER Levels:	All

PAY MEAN (USD)

LEAVER

15.09

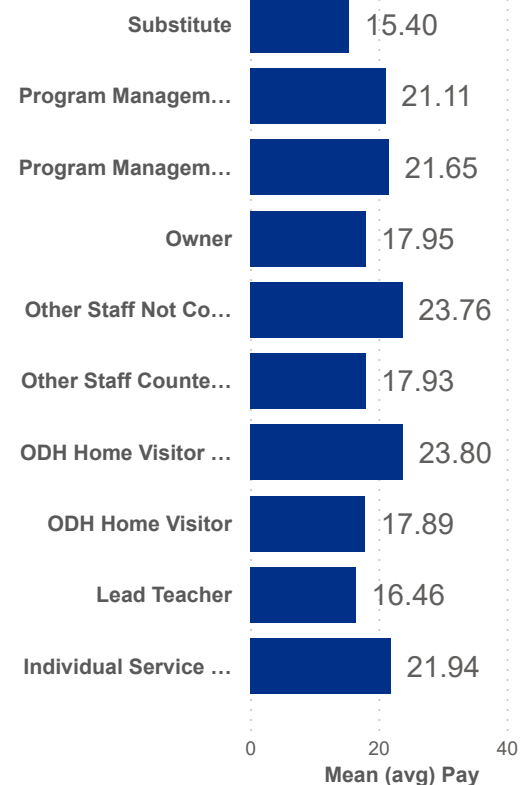
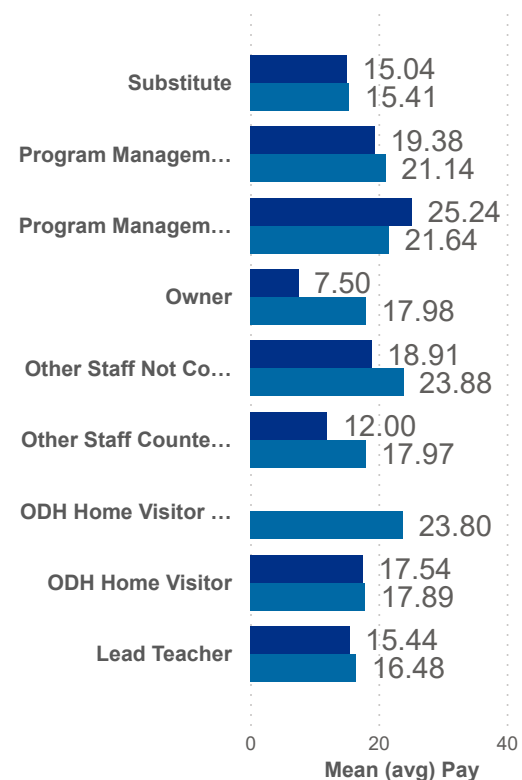
STAYER

16.53

COMBINED


16.50

Worker ... ● Leaver ● Stayer



Salary Mean by Year and Worker Status

Worker status ● Leaver ● Stayer



Combined Salary Mean by Year and Worker Status

