

Date:202504

Program Type:All

Job Title:All

Teacher Age Group:All

Education:All

TEACH Status:All

Date:202506

Position Type:All

Teacher Age Group:All

Education:All

TEACH Models:All

SDA>County:SDA 2

SUTQ Rating:All

Total Duration:0.00

Center Type:All

Publicly Funded:All

POWER Status:All

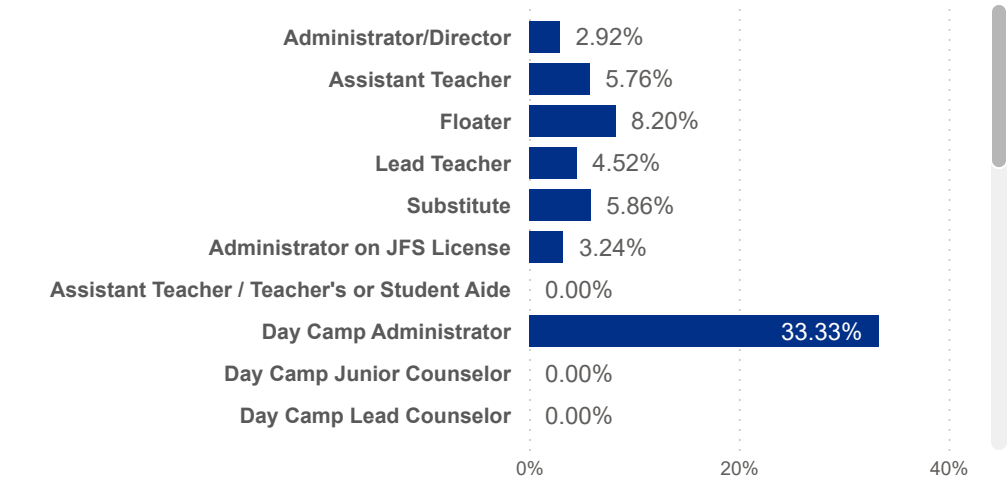
100.00

Beale Code:All

Student Age Group:All

POWER Levels:All

Avg Monthly Turnover Rates by Job Title



Avg Monthly Turnover

4.75%

Adjusted Workers

4,574

Total Leaver

422

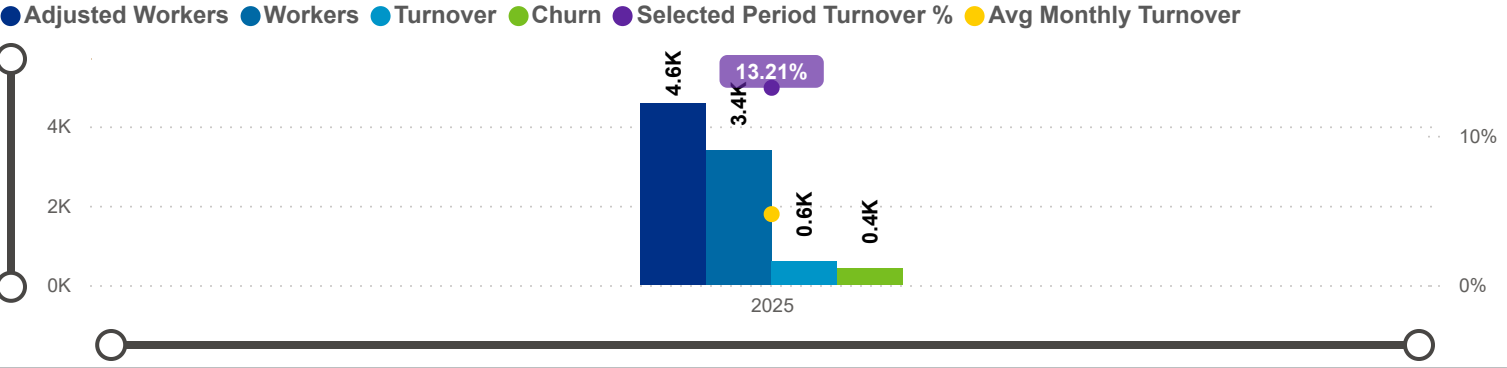
Total Stayer

4,152

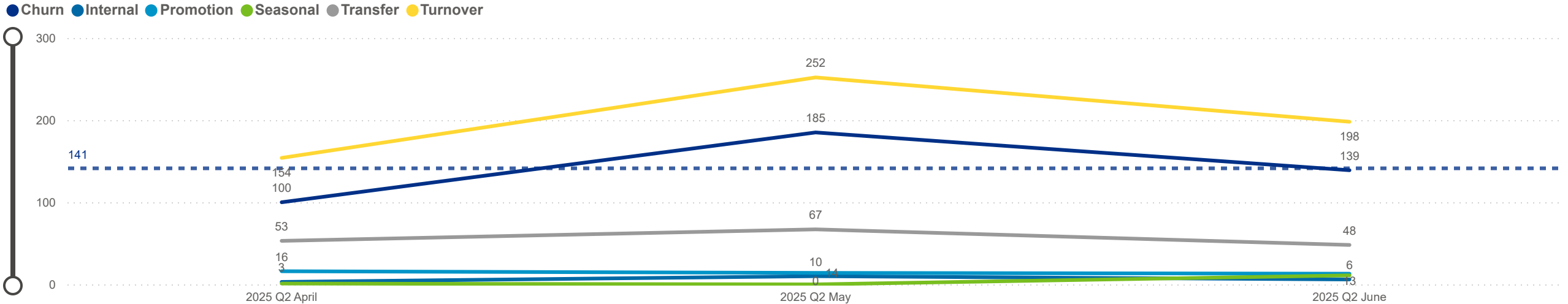
Sel Period Turnover

13.21%

Avg Monthly Turnover and Number of Workers



Categorization by Time Series



Date:202504

Program Type:All

Job Title:All

Teacher Age Group:All

Education:All

TEACH Status:All

Date:202506

Position Type:All

Teacher Age Group:All

Education:All

TEACH Models:All

SDA>County:SDA 2

SUTQ Rating:All

Total Duration:0.00

Center Type:All

Publicly Funded:All

POWER Status:All

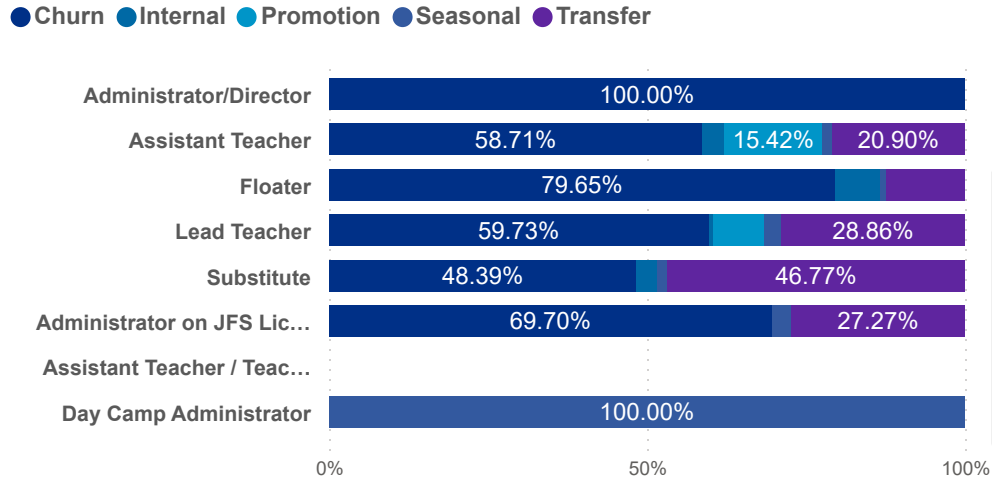
Total Duration:100.00

Beale Code:All

Student Age Group:All

POWER Levels:All

Job Change Reasons by Job Title



Avg Monthly Churn

3.33%

Adjusted Workers

4,574

Workload Median

5.90

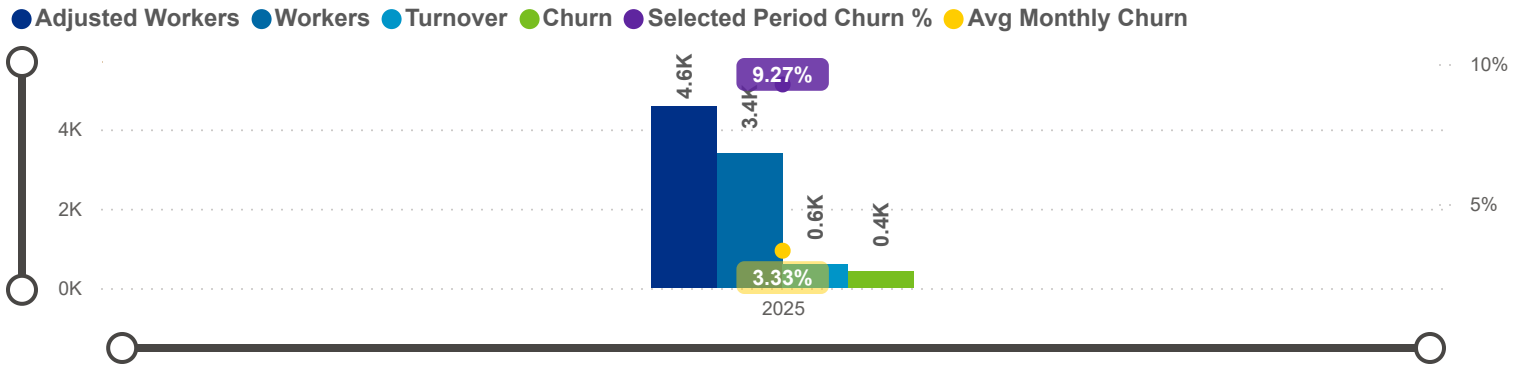
Pay Median USD / hr

15.00

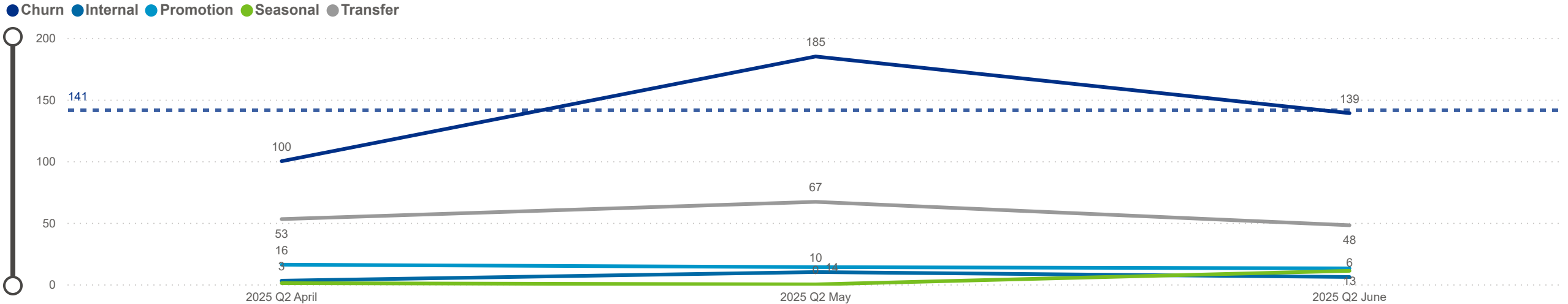
Avg ECE Duration

6.50

Avg Monthly Churn and Number of Workers



Categorization by Time Series



Date:202504

Program Type:All

Job Title:All

Teacher Age Group:All

Education:All

TEACH Status:All

Date:202506

Position Type:All

Credential:All

TEACH Models:All

SDA>County:SDA 2

SUTQ Rating:All

Total Duration:0.00

Center Type:All

Publicly Funded:All


POWER Status:All

100.00

Beale Code:All

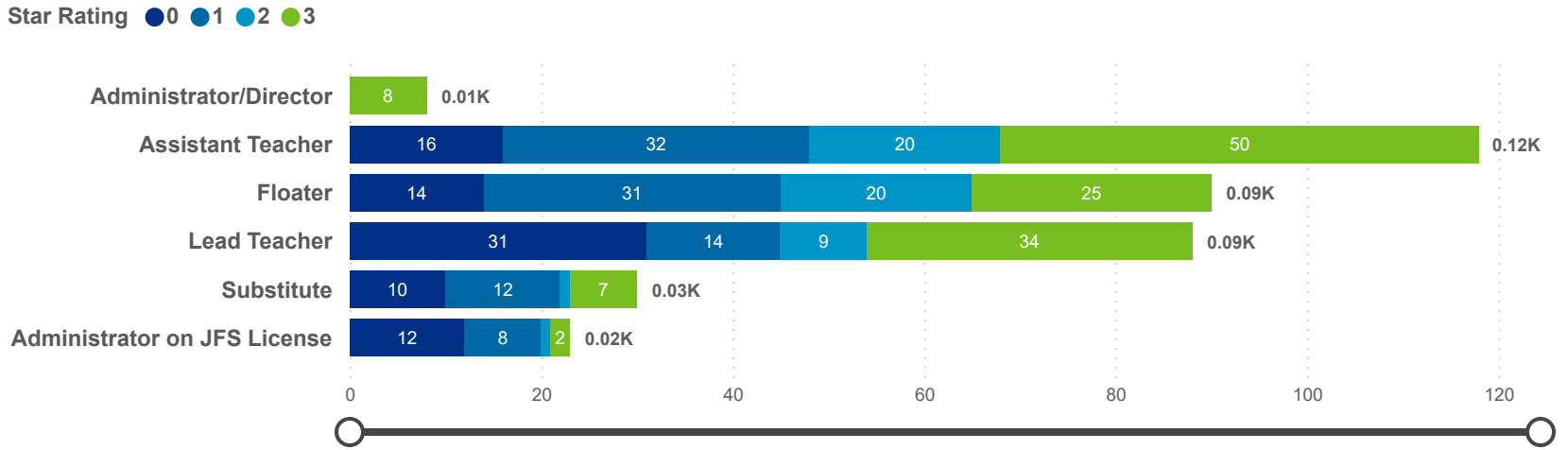
Student Age Group:All

POWER Levels:All



ADJUSTED WORKERS	TOTAL LEAVER	TOTAL STAYER	SELECTED PERIOD CHURN %
4,574	422	4,152	9.23%

Leaver by Job Title and Star Rating



County	Adjusted Workers	Workers	Workers %	Total Leaver	Total Stayer	Selected Period Churn %	Stayer %	Avg Monthly Churn	Selected Period Turnover %	Avg Monthly Turnover	Workload Median	Avg Star Rating
Seneca OH	255	207	6.10%	45	210	17.65%	82.35%	6.51%	19.61%	7.24%	6.44	2.03
Lorain OH	2,765	2,085	61.49%	275	2,490	9.95%	90.05%	3.58%	14.83%	5.30%	5.80	1.79
Huron OH	389	299	8.82%	24	365	6.17%	93.83%	2.16%	6.94%	2.43%	5.07	1.49
Sandusky OH	660	443	13.06%	51	609	7.73%	92.27%	2.82%	11.21%	4.10%	5.85	1.49
Erie OH	508	387	11.41%	27	481	5.31%	94.69%	1.95%	8.46%	3.10%	6.06	1.22
Total	4,574	3,391	100.00%	422	4,152	9.23%	90.77%	3.33%	13.21%	4.75%	5.90	1.67

occrra

Workforce and Program Analysis Platform (WPAP): JOBS & EMPLOYEES - NOMINAL

Created Date: 07/15/2025

Date:

202504

Program Type:

All

Job Title:

All

Teacher Age Group:

All

Education:

All

TEACH Status:

All

202506

Position Type:

All

Credential:

All

TEACH Models:

All

SDA>County:

SDA 2

SUTQ Rating:

All

Total Duration:

0.00

Center Type:

All

Publicly Funded:

All

POWER Status:

All

100.00

Beale Code:

All

Student Age Group:

All

POWER Levels:

All

NUMBER OF WORKERS		AVG ECE DURATION (In Years)		HOURLY WAGE BANDS (USD)	
TOTAL LEAVER	TOTAL STAYER	LEAVER	STAYER	LEAVER (Hourly Wage MED)	STAYER (Hourly Wage MED)
422	4,152	5.35	6.55	14.00	15.00

● Leaver % ● Stayer %

9.23%

90.77%

● Leaver ● Stayer

Administrator/Director	8	93
Assistant Teacher	118	941
Floater	90	409
Lead Teacher	88	971
Substitute	30	358
	1	

Worker Status: ● Leaver ● Stayer

Administrator/Dir...	6.57	8.02
Assistant Teacher	3.42	3.66
Floater	3.12	3.24
Lead Teacher	5.54	7.68
Substitute	7.11	5.27
	7.17	
Administrator on ...	14.91	14.02
Assistant Teacher...	9.08	
Day Camp Admini...	10.24	

Wage Bands: ● < 10 ● 10 < .. < 11.6 ● 11.6 < .. < 14 ● > 14

221

466

376

634

Wage Bands: ● < 10 ● 10 < .. < 11.6 ● 11.6 < .. < 14 ● > 14

	Leaver				Stayer			
Administrator/Director								100%
Assistant Teacher	29%	32%	30%		34%	26%	22%	
Floater	38%	38%			47%		23%	
Lead Teacher	39%	27%			23%	27%	42%	
Substitute	25%		50%		30%	25%	26%	

Powered by NEW SYSTEMS > ETHIC | NSE Collective Analytics

DATA & REVIEW DRAFT 6/30/2025

Page 04 of 12

202504

Program Type: All

Date:202506

Position Type: All

Job Title: All

Teacher Age Group: All

Education: All

Credential: All

TEACH Status: All

TEACH Models: All

SDA>County: SDA 2

SUTQ Rating: All

Total Duration:0.00100.00

Center Type: All

Beale Code: All

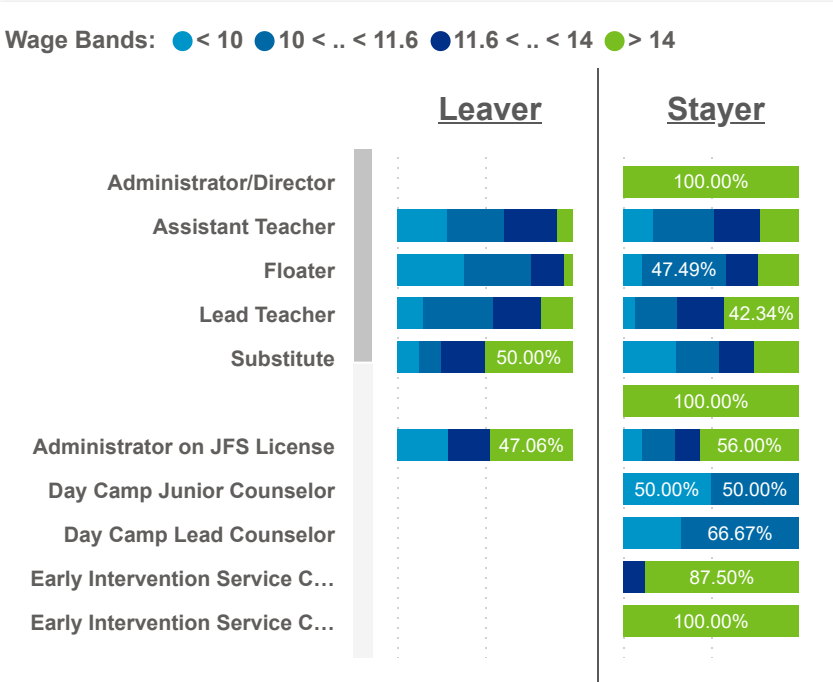
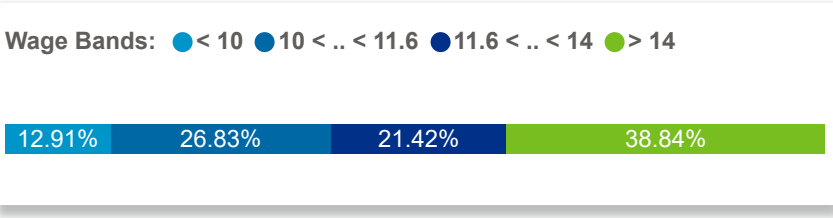
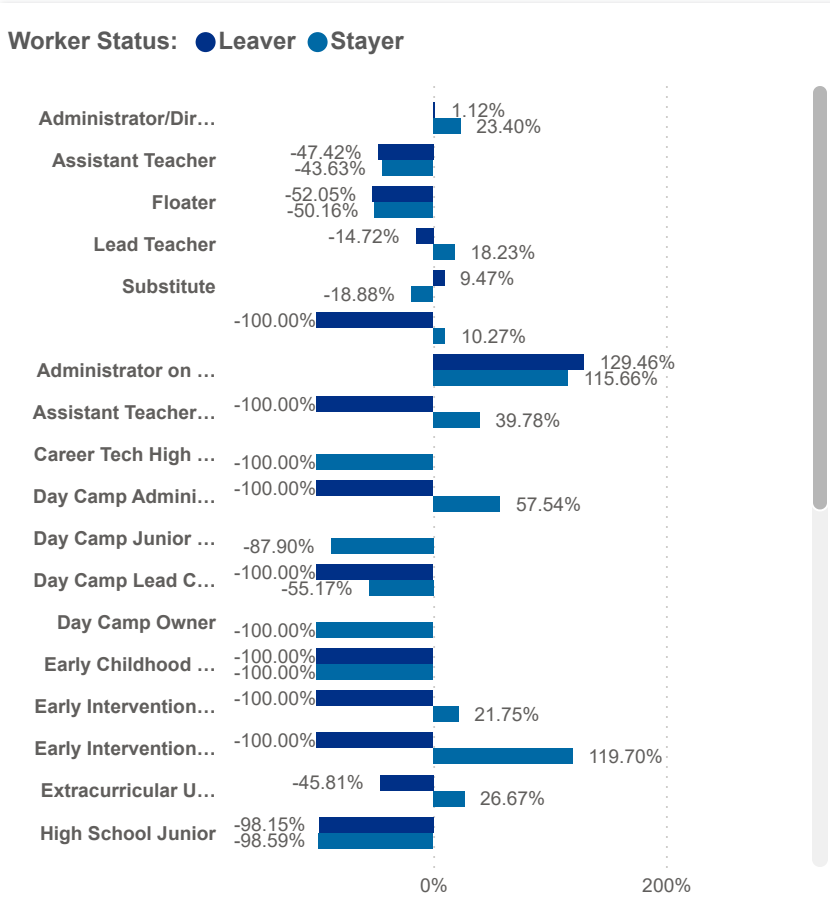
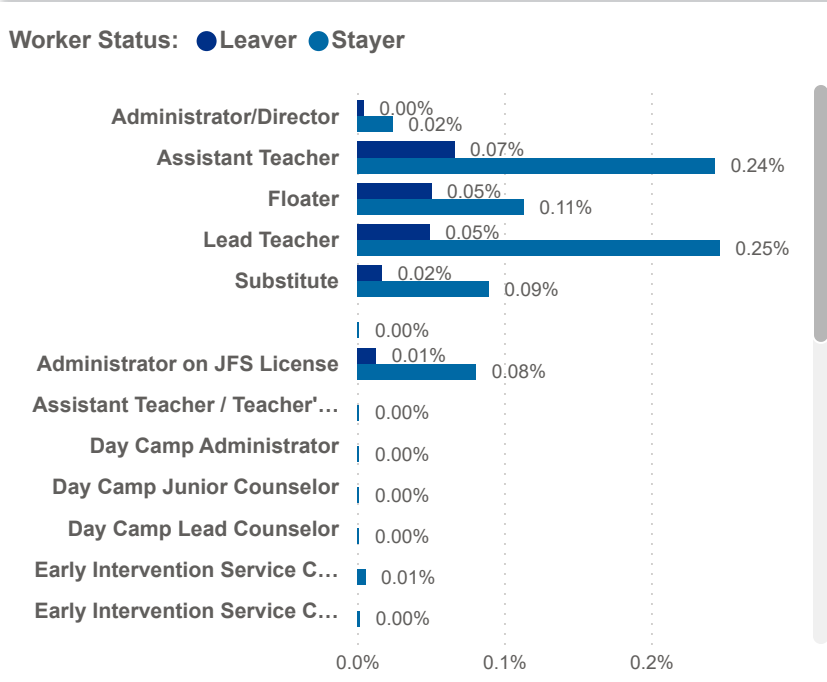
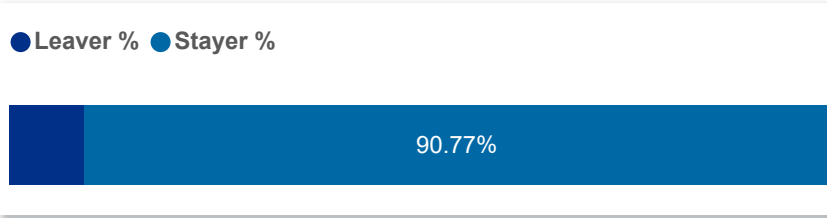
Publicly Funded: All

Student Age Group: All

POWER Status: All

POWER Levels: All

NUMBER OF WORKERS		AVG ECE DURATION (In Years)		HOURLY WAGE BANDS (USD)	
LEAVER	STAYER	LEAVER	STAYER	LEAVER (Hourly Wage MED)	STAYER (Hourly Wage MED)
9.23%	90.77%	5.35	6.55	14.00	15.00



Date:202504

Program Type:All

Job Title:All

Teacher Age Group:All

Education:All

TEACH Status:All

Date:202506

Position Type:All

Teacher Age Group:All

Education:All

TEACH Models:All

SDA>County:SDA 2

SUTQ Rating:All

Total Duration:0.00

Center Type:All

Publicly Funded:All

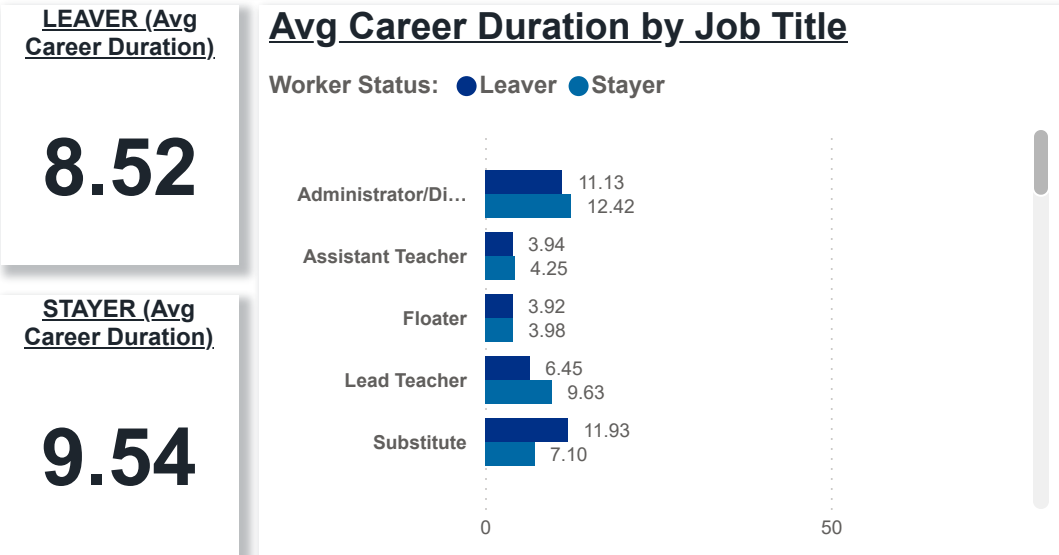
POWER Status:All

Total Duration:100.00

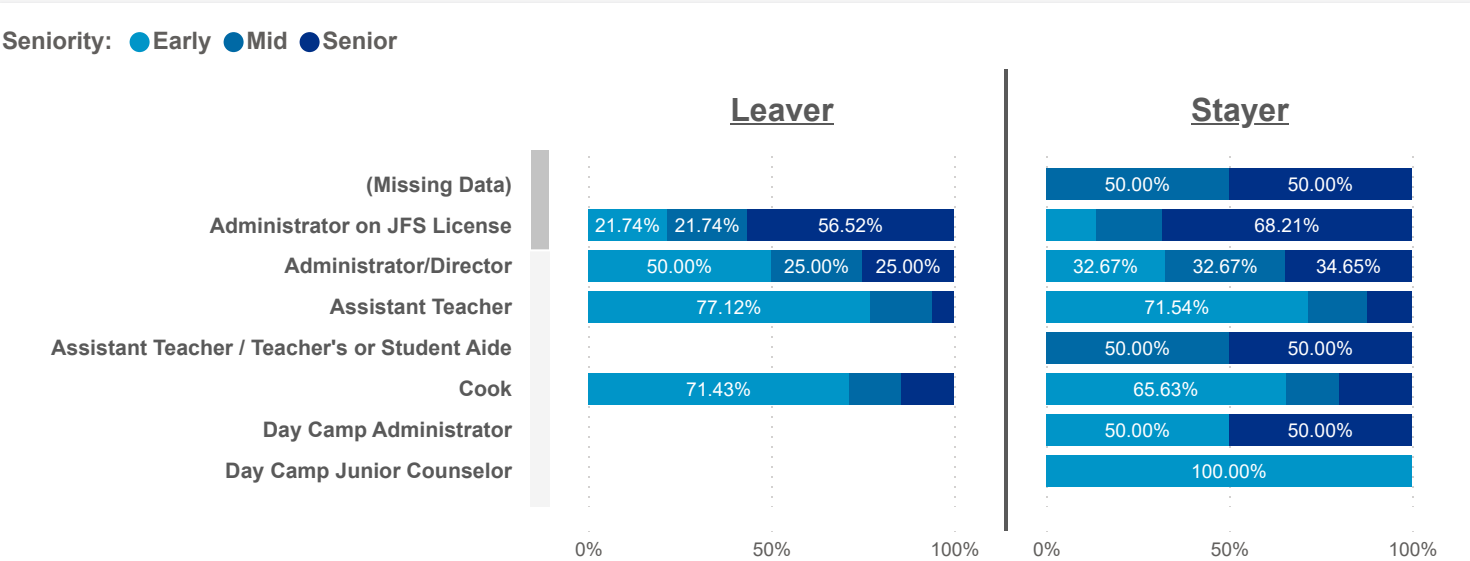
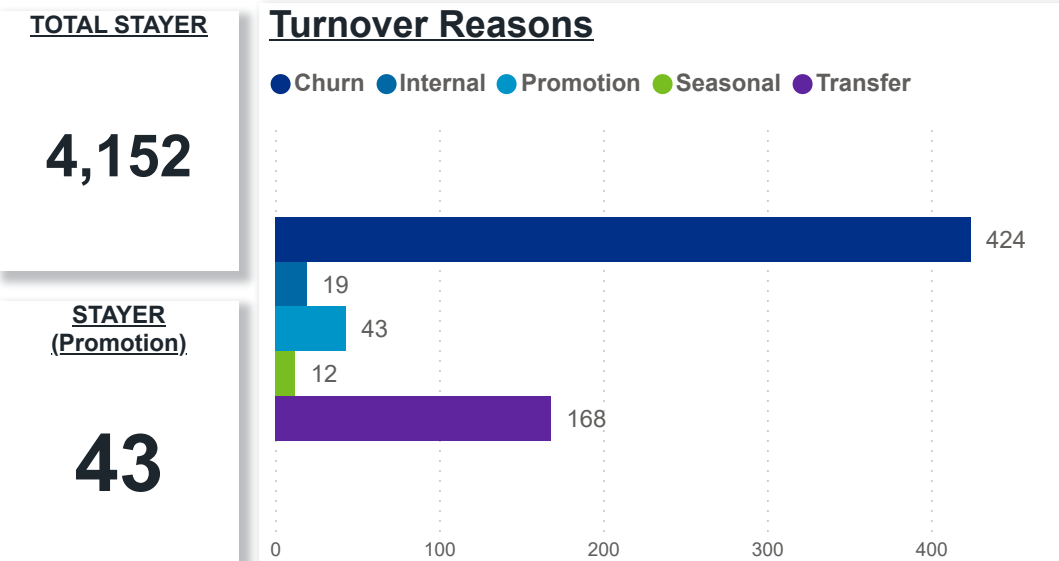
Beale Code:All

Student Age Group:All

POWER Levels:All



County	Job Title	Longest Serving Profile	\$ / hr	Seniority	Workload	Star Rating (Mean)
Erie	Administrator/Director	1.74		Early	6.88	2.0
Huron	Administrator/Director	2.27		Early	4.17	1.0
Lorain	Administrator/Director	2.16		Early	7.78	2.4
Sandusky	Administrator/Director	1.45		Early	8.92	3.0
Seneca	Administrator/Director	2.00		Early	6.44	3.0
Huron	Administrator/Director	3.67	19.49	Early	7.25	3.0
Huron	Administrator/Director	2.75	30.00	Early	4.40	0.0
Erie	Administrator/Director	6.73		Mid	6.99	1.5
Huron	Administrator/Director	3.37		Mid	13.72	0.5
Lorain	Administrator/Director	4.70		Mid	7.63	2.6





Date:202504

Program Type:All

Date:202506

Position Type:All

Job Title:All

Teacher Age Group:All

Education:All

Credential:All

TEACH Status:All

TEACH Models:All

SDA>County:SDA 2

SUTQ Rating:All

Total Duration:0.00

Center Type:All

Publicly Funded:All

POWER Status:All

Beale Code:All

Student Age Group:All

POWER Levels:All

LEAVER (Avg Career Duration)

8.52

STAYER (Avg Career Duration)

9.54

TOTAL STAYER

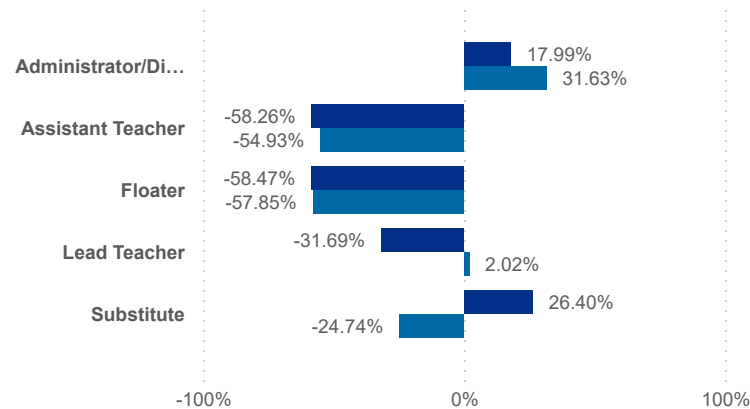
4,152

STAYER (Promotion)

43

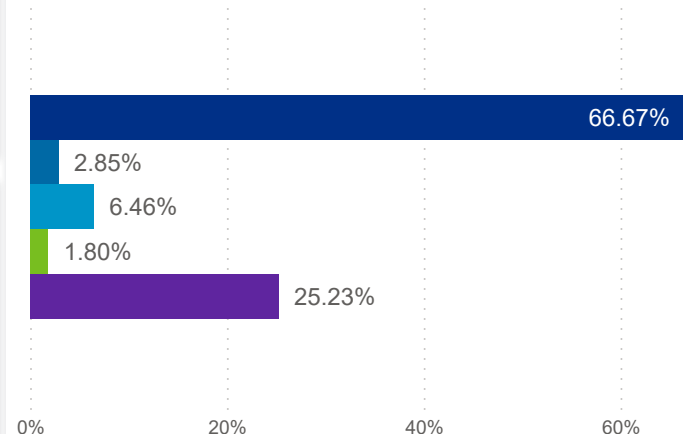
Avg Career Duration by Job Title vs Mean

Worker Status: Leaver Stayer



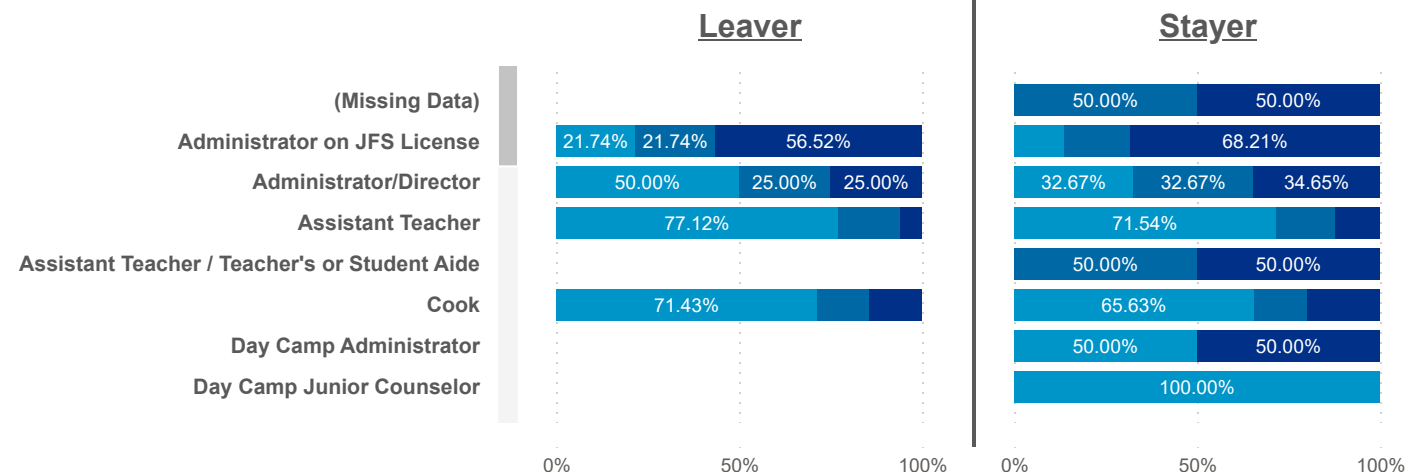
Turnover Reasons

Churn Internal Promotion Seasonal Transfer



County	Job Title	Longest Serving Profile	\$ / hr	Seniority	Workload	Star Rating (mean)
Lorain	Floater	0.01	17.75	Early	7.00	3.0
Sandusky	Day Camp Junior Counselor	0.01	10.70	Early	0.00	0.0
Sandusky	Day Camp Lead Counselor	0.01	10.70	Early	0.00	0.0
Huron	HS Senior or Graduate <18	0.01		Early	4.00	0.0
Lorain	Assistant Teacher	0.02	18.50	Early	4.53	1.0
Seneca	Cook	0.03		Mid	1.13	3.0
Lorain	Floater	0.04	13.75	Early	6.35	3.0
Sandusky	Day Camp Administrator	0.04		Early	0.00	0.0
Sandusky	Individual Service Provider Used in Ratio	0.05		Early	4.47	0.0
Sandusky	Assistant Teacher	0.05	17.82	Early	4.41	0.0
Erie	Floater	0.05	12.00	Earlv	7.56	0.0

Seniority: Early Mid Senior



occra

Workforce and Program Analysis Platform (WPAP): COMPENSATION - NOMINAL

Created Date: 07/15/2025

Date:

202504

Program Type:

All

Date:

202506

Position Type:

All

Job Title:

All

Teacher Age Group:

All

Education:

All

Credential:

All

TEACH Status:

All

TEACH Models:

All

SDA>County:

SDA 2

SUTQ Rating:

All

Total Duration:

0.00

Center Type:

All

Publicly Funded:

All

POWER Status:

All

Beale Code:

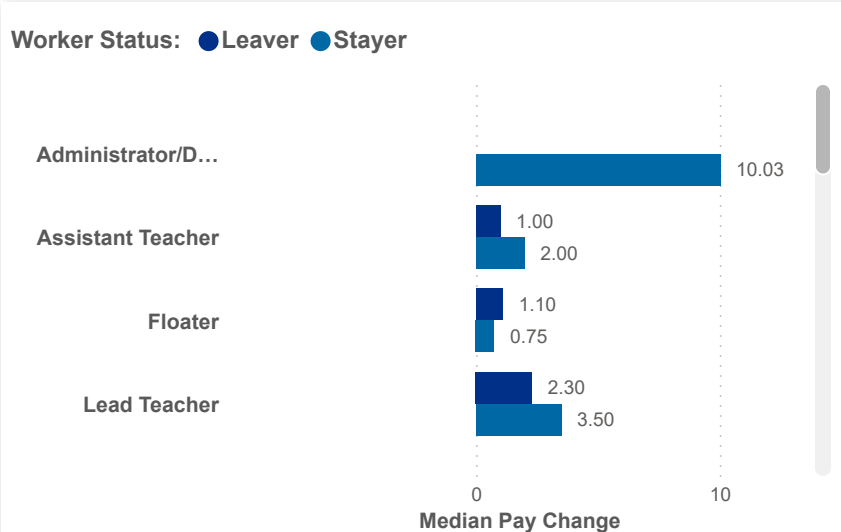
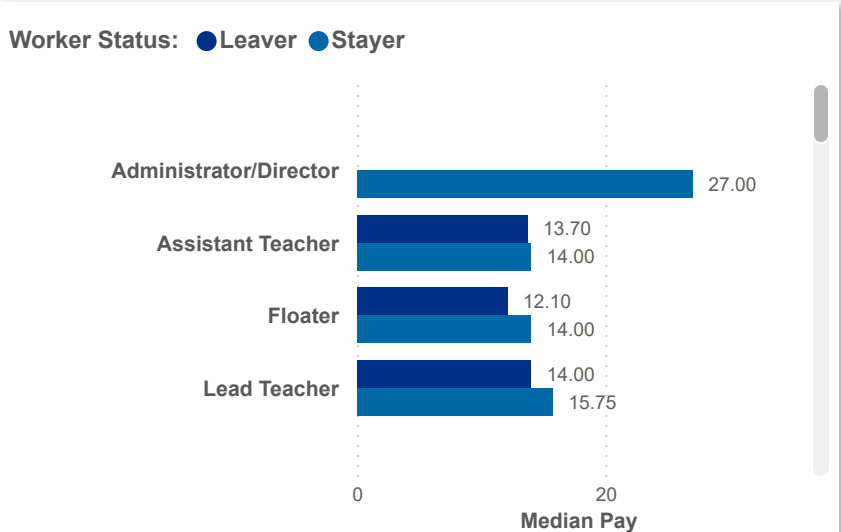
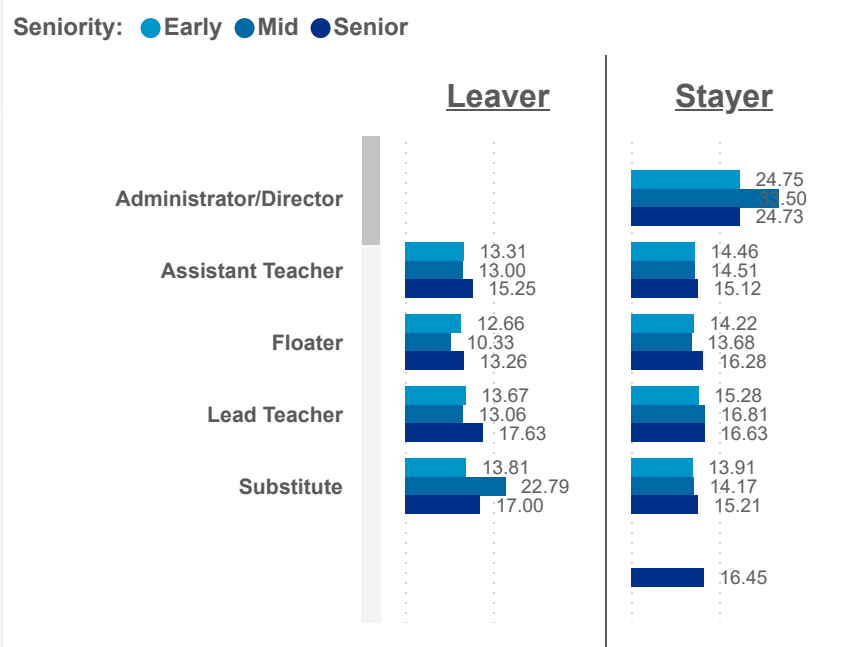
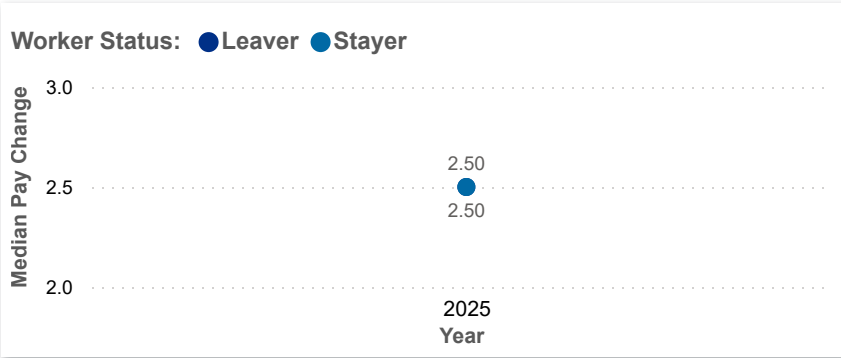
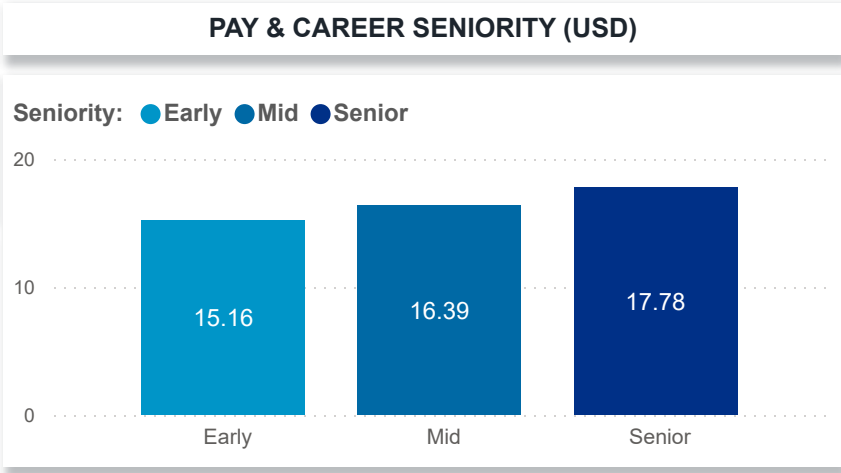
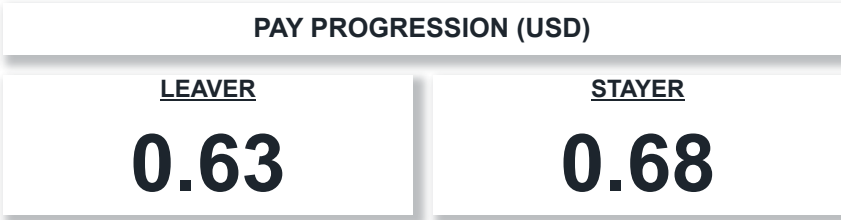
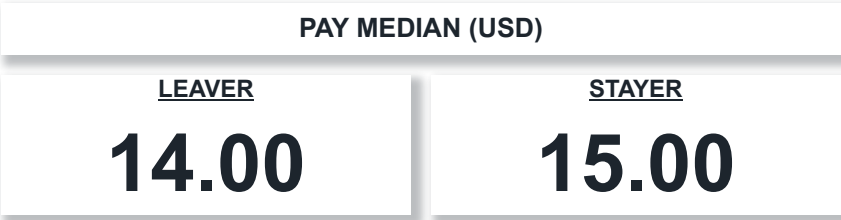
All

Student Age Group:

All

POWER Levels:

All



Date:202504

Program Type:All

Job Title:All

Teacher Age Group:All

Education:All

TEACH Status:All

Date:202506

Position Type:All

SUTQ Rating:All

Total Duration:0.00

Center Type:All

Publicly Funded:All

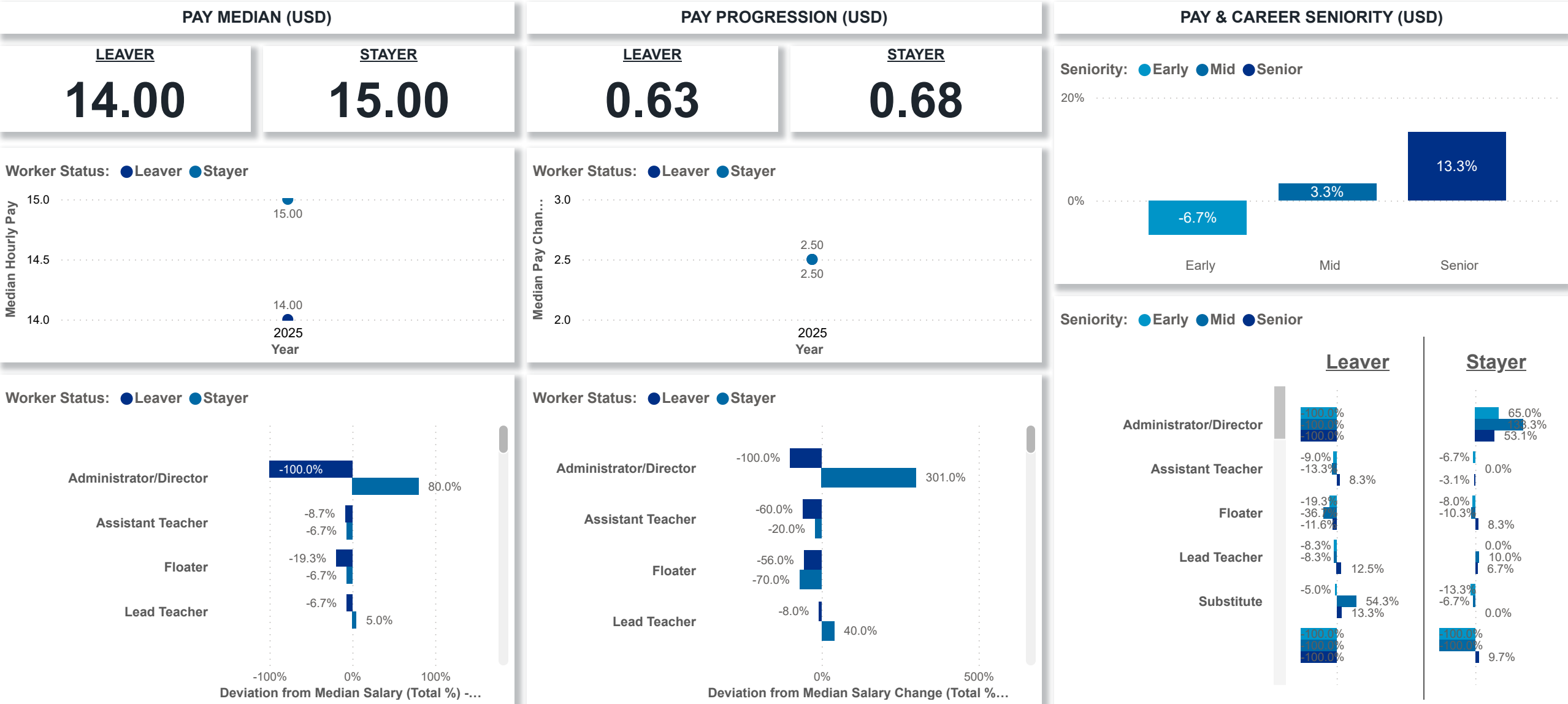
POWER Status:All

SDA>County:SDA 2

Beale Code:All

Student Age Group:All

POWER Levels:All





Date:	202504	Program Type:	All	Job Title:	All	Teacher Age Group:	All	Education:	All	TEACH Status:	All
	202506	Position Type:	All					Credential:	All	TEACH Models:	All
SDA>County:	SDA 2	SUTQ Rating:	All	Total Duration:	0.00	Center Type:	All	Publicly Funded:	All	POWER Status:	All
				100.00		Beale Code:	All	Student Age Group:	All	POWER Levels:	All

Workload Median (Total)

5.90

Workload Median (Leaver)

6.08

Workload Median (Stayer)

5.88

Star Rating Mean (Total)

1.7

Star Rating Mean (Leaver)

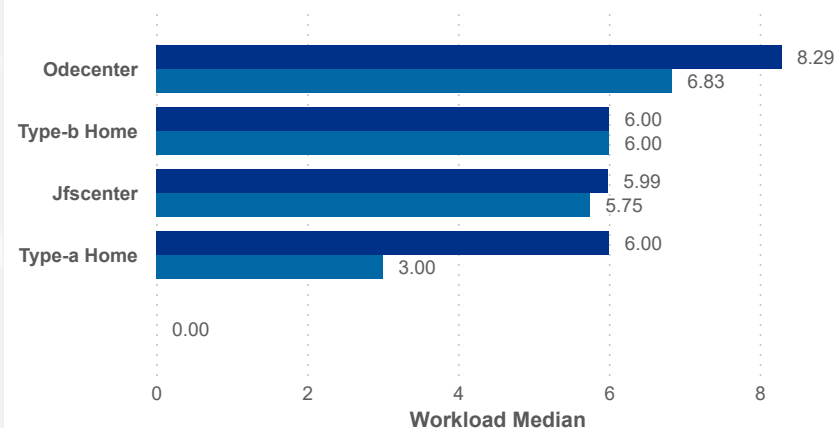
1.7

Star Rating Mean (Stayer)

1.7

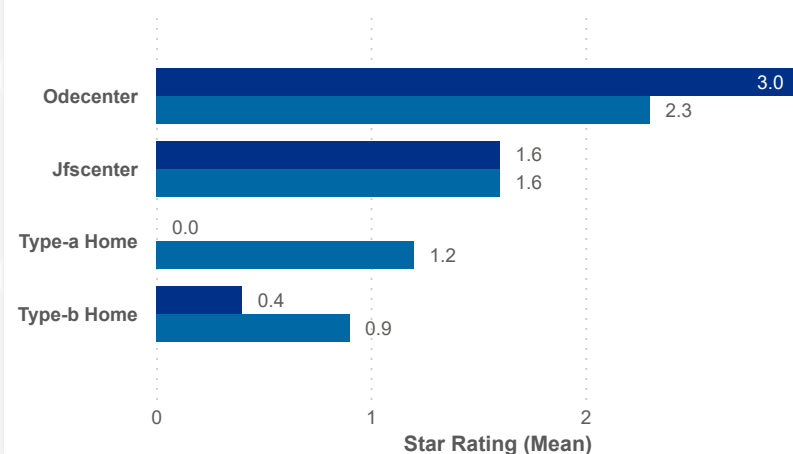
Workload Median

Worker status ● Leaver ● Stayer



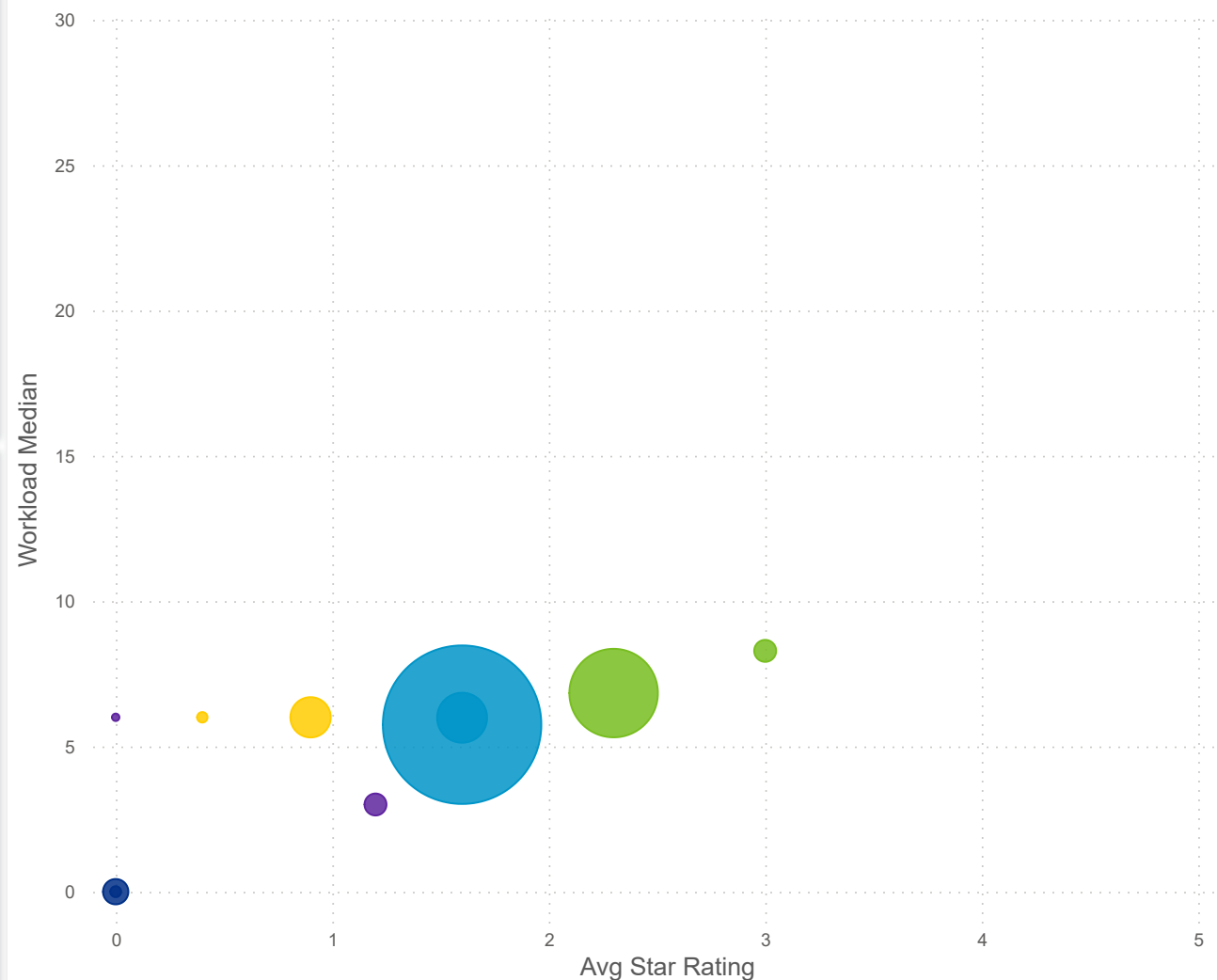
Star Rating Mean

Worker status ● Leaver ● Stayer



Star Rating Mean, Workload Median, and Number of Users by Worker Status and Center Type

Center Type: ● Day Camp ● Jfscenter ● Odecenter ● Type-a Home ● Type-b Home





Date:	202504	Program Type:	All	Job Title:	All	Teacher Age Group:	All	Education:	All	TEACH Status:	All
	202506	Position Type:	All					Credential:	All	TEACH Models:	All
SDA>County:	SDA 2	SUTQ Rating:	All	Total Duration:	0.00	Center Type:	All	Publicly Funded:	All	POWER Status:	All
				100.00		Beale Code:	All	Student Age Group:	All	POWER Levels:	All

Workload Median (Total)

5.90

Workload Median (Leaver)

6.08

Workload Median (Stayer)

5.88

Star Rating Mean (Total)

1.7

Star Rating Mean (Leaver)

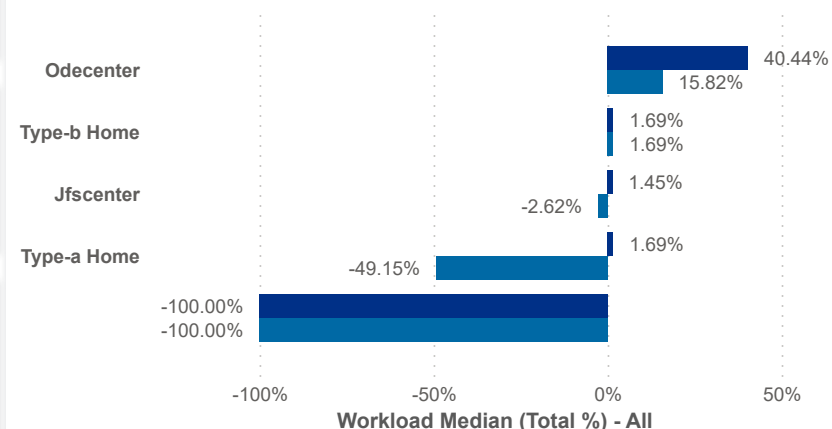
1.7

Star Rating Mean (Stayer)

1.7

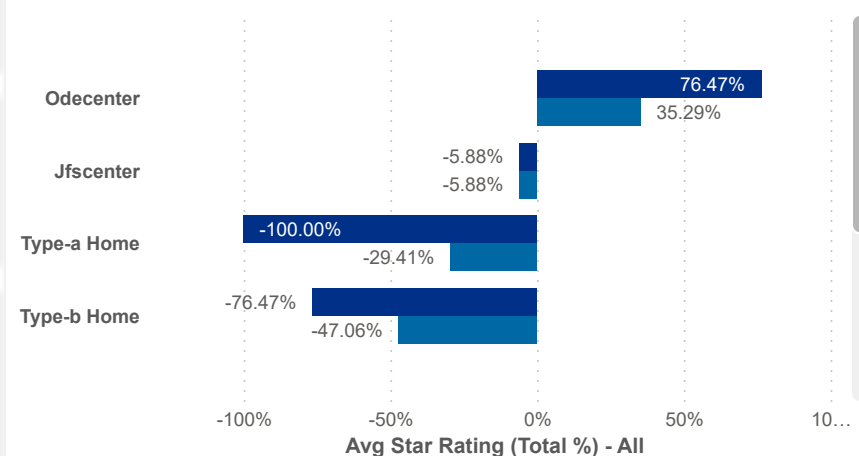
Workload Median (Total %)

Worker status ● Leaver ● Stayer



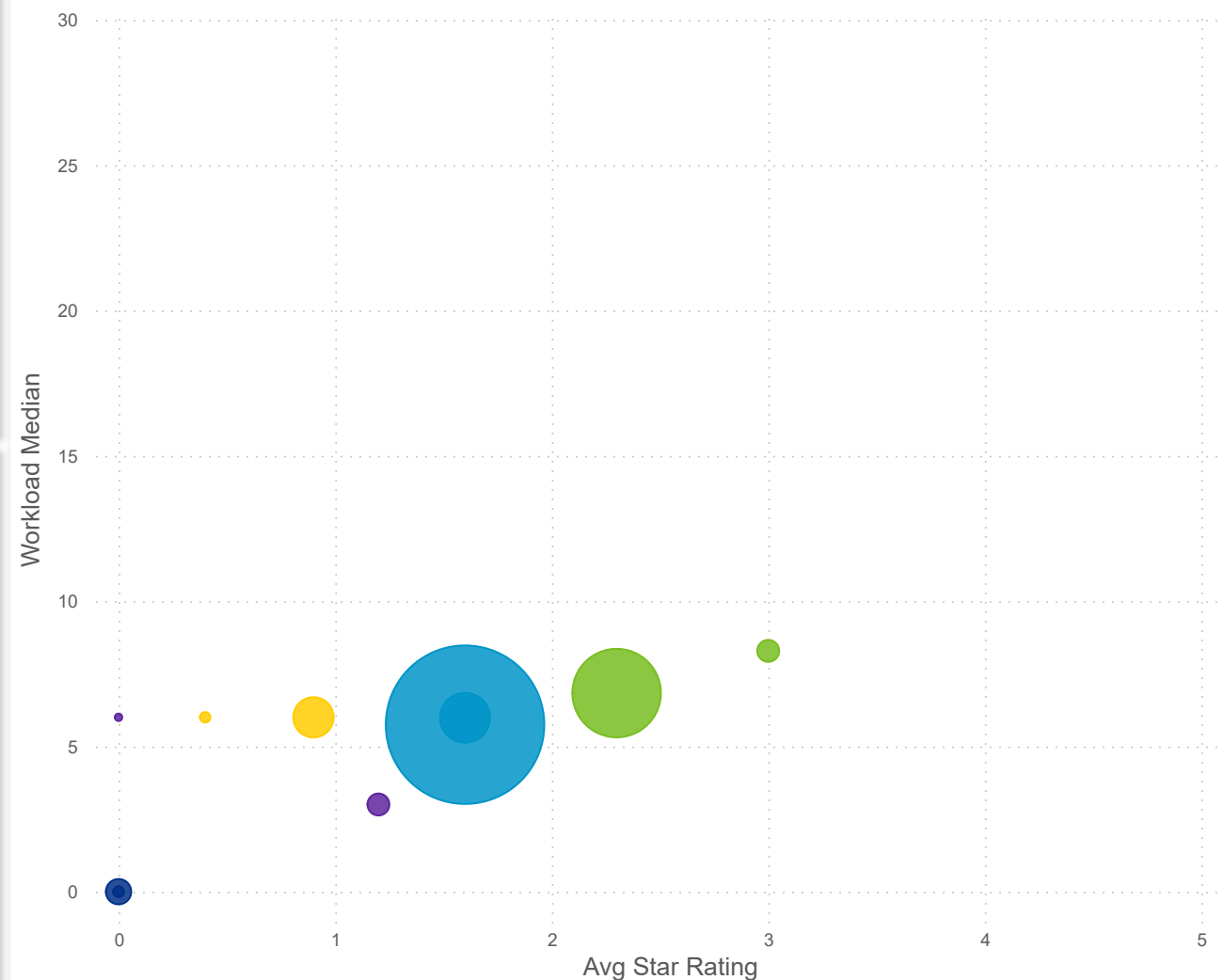
Star Rating Mean (Total %)

Worker status ● Leaver ● Stayer



Star Rating Mean, Workload Median, and Number of Users by Worker Status and Center Type

Center Type: ● Day Camp ● Jfscenter ● Odecenter ● Type-a Home ● Type-b Home





Date:	202504	Program Type:	All	Job Title:	All	Teacher Age Group:	All	Education:	All	TEACH Status:	All
	202506	Position Type:	All					Credential:	All	TEACH Models:	All
SDA>County:	SDA 2	SUTQ Rating:	All	Total Duration:	0.00	Center Type:	All	Publicly Funded:	All	POWER Status:	All
				100.00		Beale Code:	All	Student Age Group:	All	POWER Levels:	All

PAY MEAN (USD)

LEAVER

14.94

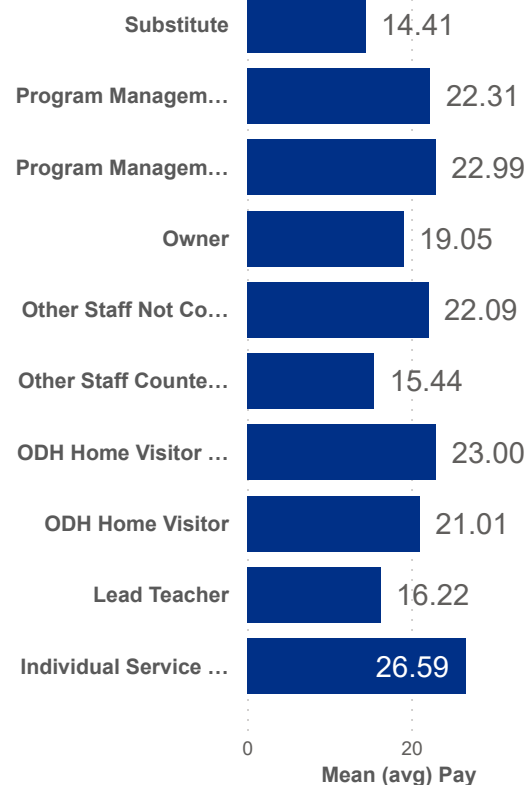
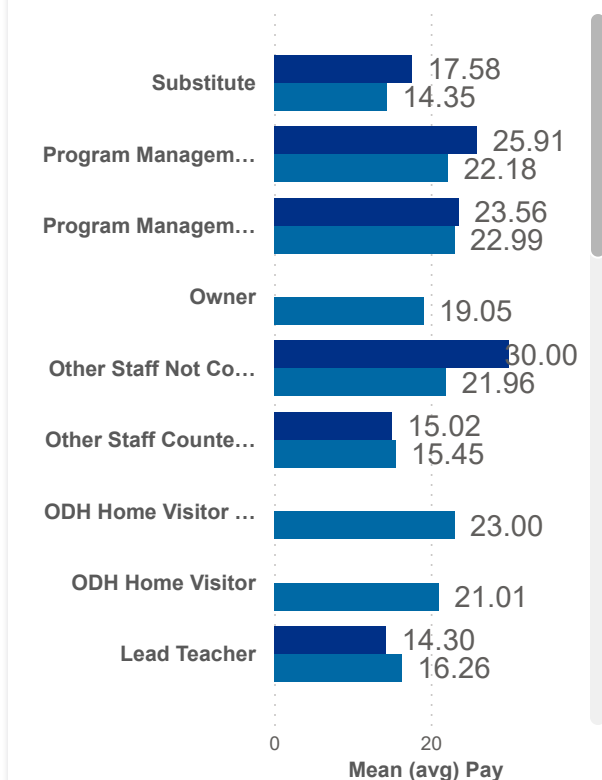
STAYER

16.38

COMBINED

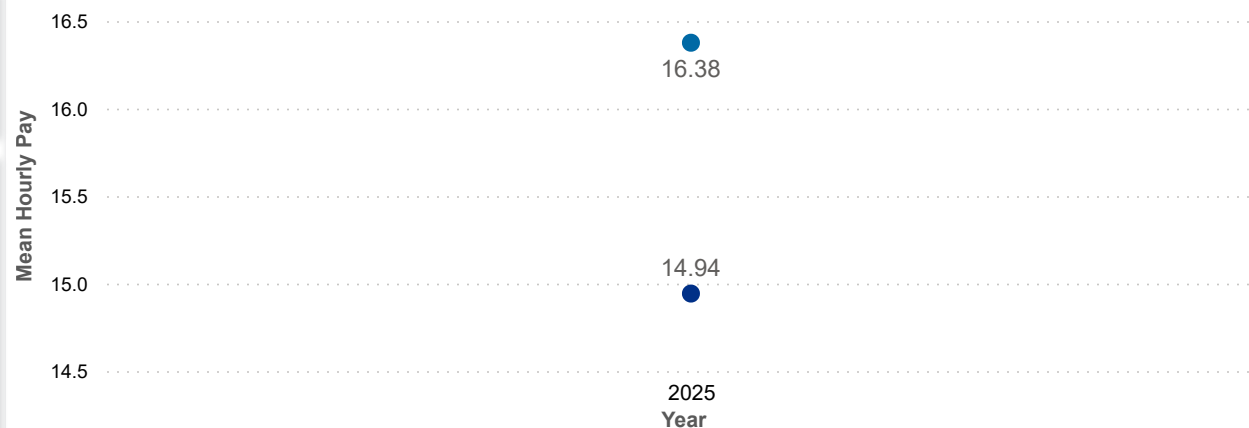
16.34

Worker status ● Leaver ● Stayer



Salary Mean by Year and Worker Status

Worker status ● Leaver ● Stayer



Combined Salary Mean by Year and Worker Status

