

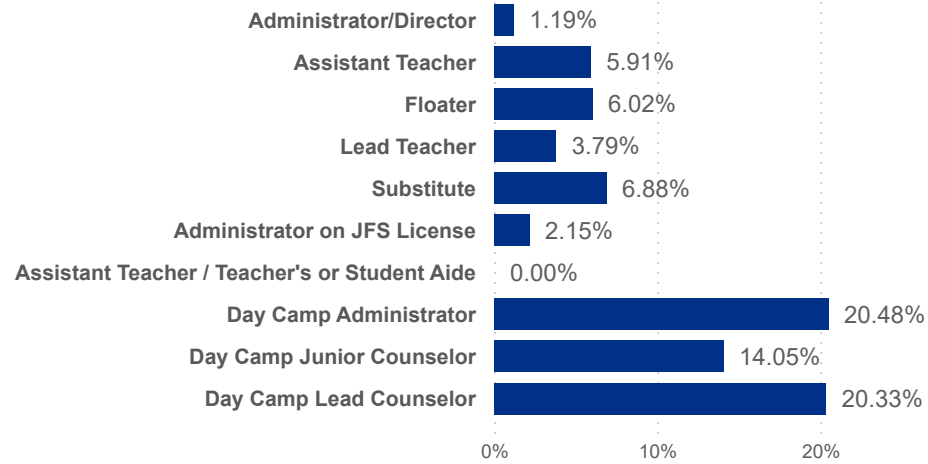


# Workforce and Program Analysis Platform (WPAP): TIMELINE - TURNOVER

Created Date: 07/15/2025

Date:	202501	Program Type:	All	Job Title:	All	Teacher Age Group:	All	Education:	All	TEACH Status:	All
	202503	Position Type:	All					Credential:	All	TEACH Models:	All
SDA>County:	SDA 9	SUTQ Rating:	All	Total Duration:	0.00	Center Type:	All	Publicly Funded:	All	POWER Status:	All
				100.00		Beale Code:	All	Student Age Group:	All	POWER Levels:	All

## Avg Monthly Turnover Rates by Job Title



### Avg Monthly Turnover

4.70%

### Adjusted Workers

28,401

### Total Leaver

1,752

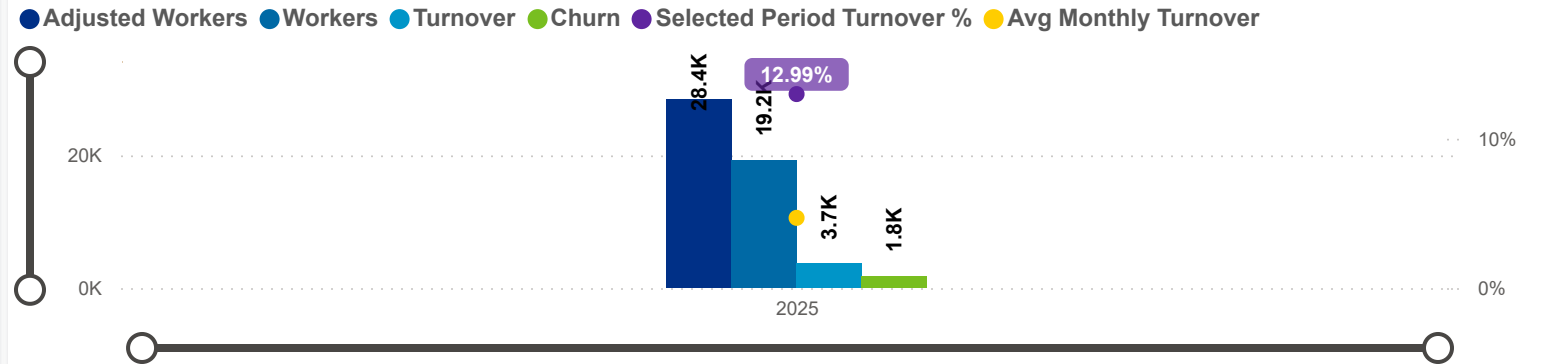
### Total Stayer

26,649

### Sel Period Turnover

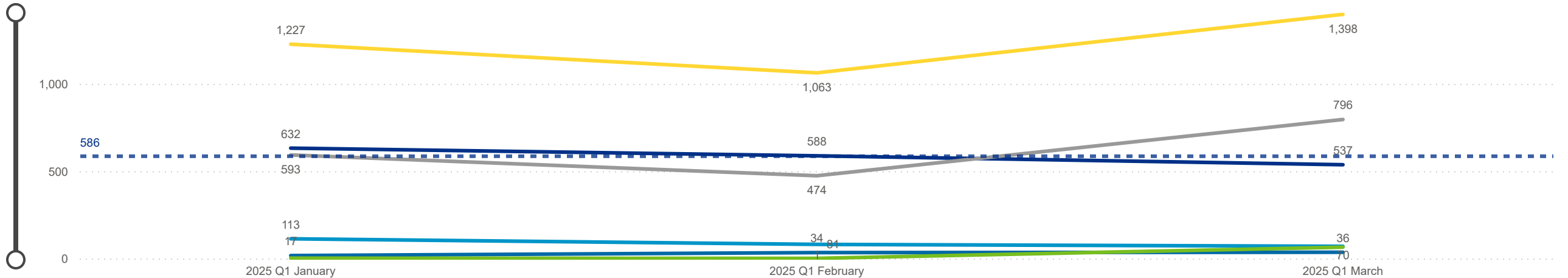
12.99%

## Avg Monthly Turnover and Number of Workers



## Categorization by Time Series

Churn Internal Promotion Seasonal Transfer Turnover

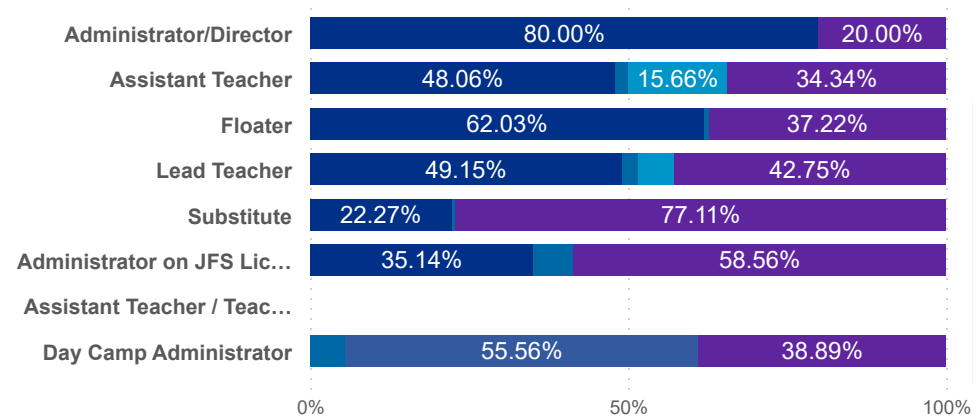




Date: 202501	Program Type: All	Job Title: All	Teacher Age Group: All	Education: All	TEACH Status: All
202503	Position Type: All			Credential: All	TEACH Models: All
SDA>County: SDA 9	SUTQ Rating: All	Total Duration: 0.00	Center Type: All	Publicly Funded: All	POWER Status: All
		100.00	Beale Code: All	Student Age Group: All	POWER Levels: All

Job Change Reasons by Job Title

Churn Internal Promotion Seasonal Transfer



Avg Monthly Churn

2.24%

Adjusted Workers

28,401

Workload Median

5.04

Pay Median USD / hr

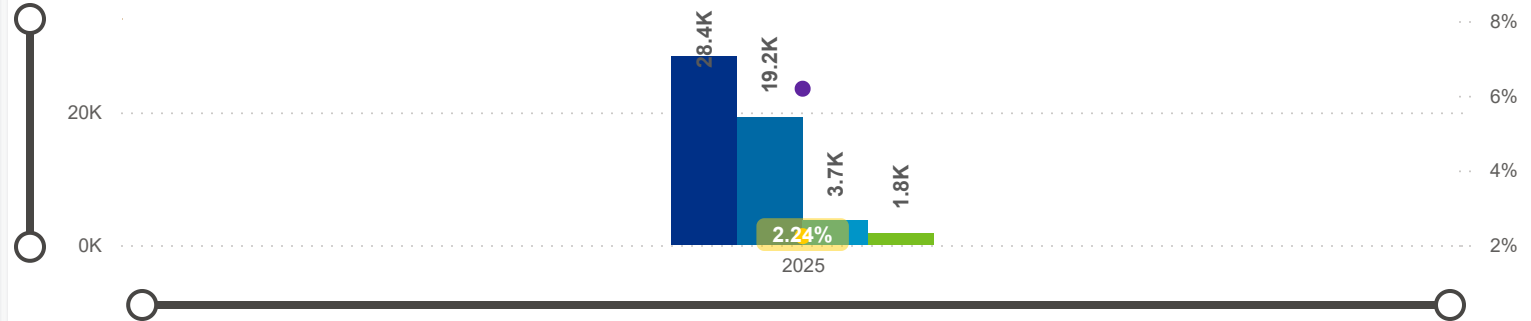
16.00

Avg ECE Duration

5.39

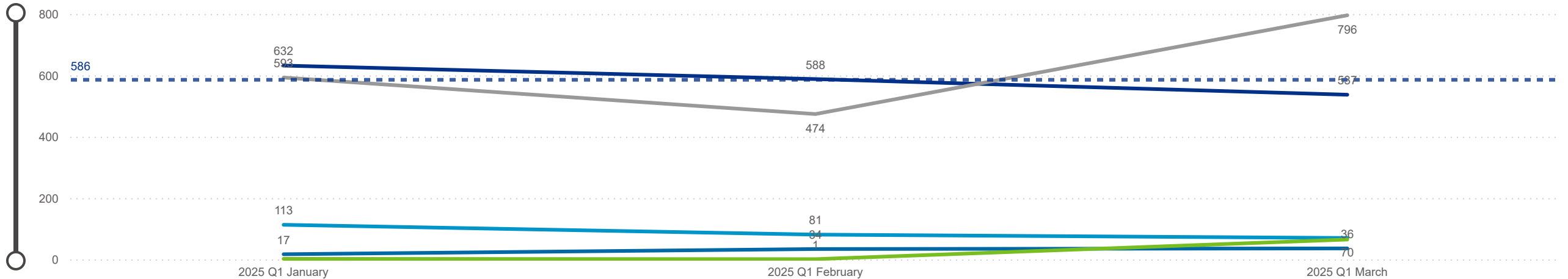
Avg Monthly Churn and Number of Workers

Adjusted Workers Workers Turnover Churn Selected Period Churn % Avg Monthly Churn



Categorization by Time Series

Churn Internal Promotion Seasonal Transfer



Date: 202501

Program Type: All

Job Title: All

Teacher Age Group: All

Education: All

TEACH Status: All

202503

Position Type: All

Credential: All

TEACH Models: All

SDA>County: SDA 9

SUTQ Rating: All

Total Duration: 0.00

Center Type: All

Publicly Funded: All

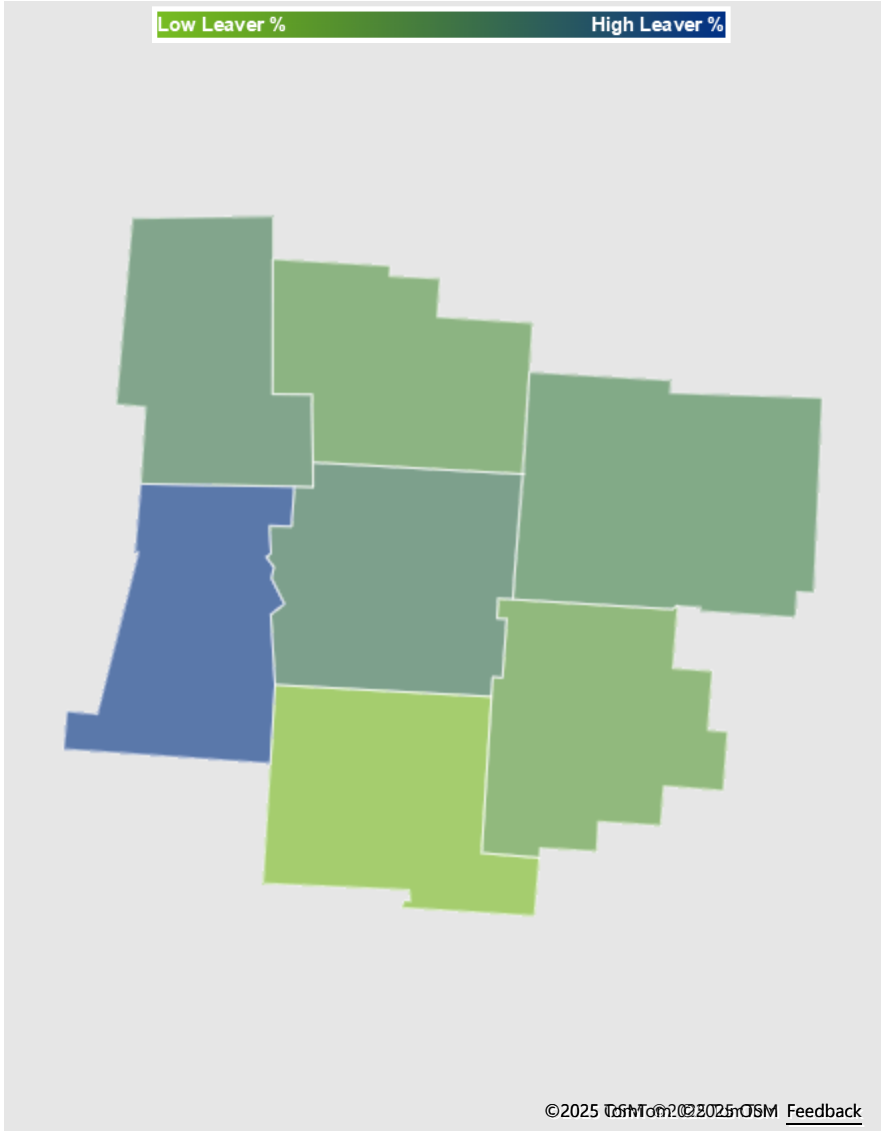
POWER Status: All

100.00

Beale Code: All

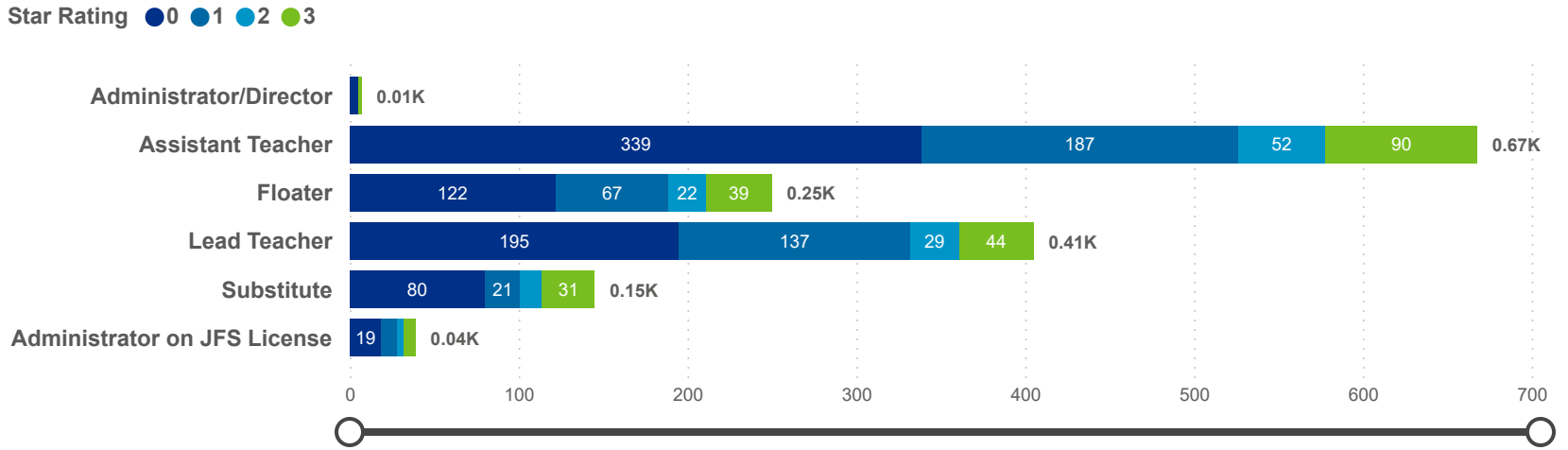
Student Age Group: All

POWER Levels: All



ADJUSTED WORKERS	TOTAL LEAVER	TOTAL STAYER	SELECTED PERIOD CHURN %
28,401	1,752	26,649	6.17%

Leaver by Job Title and Star Rating



County	Adjusted Workers	Workers	Workers %	Total Leaver	Total Stayer	Selected Period Churn %	Stayer %	Avg Monthly Churn	Selected Period Turnover %	Avg Monthly Turnover	Workload Median	Avg Star Rating
Pickaway OH	306	203	1.06%	12	294	3.92%	96.08%	1.38%	10.46%	3.69%	6.00	2.09
Madison OH	192	155	0.81%	17	175	8.85%	91.15%	3.00%	8.85%	3.00%	7.60	1.41
Fairfield OH	1,310	998	5.19%	66	1,244	5.04%	94.96%	1.78%	9.47%	3.35%	6.55	1.09
Franklin OH	21,269	14,339	74.60%	1,355	19,914	6.37%	93.63%	2.32%	13.84%	5.03%	4.74	1.05
Licking OH	1,559	1,129	5.87%	94	1,465	6.03%	93.97%	2.15%	9.36%	3.34%	5.59	0.99
Delaware OH	3,234	2,466	12.83%	175	3,059	5.41%	94.59%	1.95%	11.78%	4.23%	5.82	0.56
Union OH	535	448	2.33%	33	502	6.17%	93.83%	2.18%	8.41%	2.97%	5.59	0.43
Total	28,401	19,220	100.00%	1,752	26,649	6.17%	93.83%	2.24%	12.99%	4.70%	5.04	1.00

occra

Workforce and Program Analysis Platform (WPAP): JOBS & EMPLOYEES - NOMINAL

Created Date: 07/15/2025

Date:202501

Program Type:All

Job Title:All

Teacher Age Group:All

Education:All

TEACH Status:All

202503

Position Type:All

Credential:All

TEACH Models:All

SDA>County:SDA 9

SUTQ Rating:All

Total Duration:0.00

Center Type:All

Publicly Funded:All

POWER Status:All

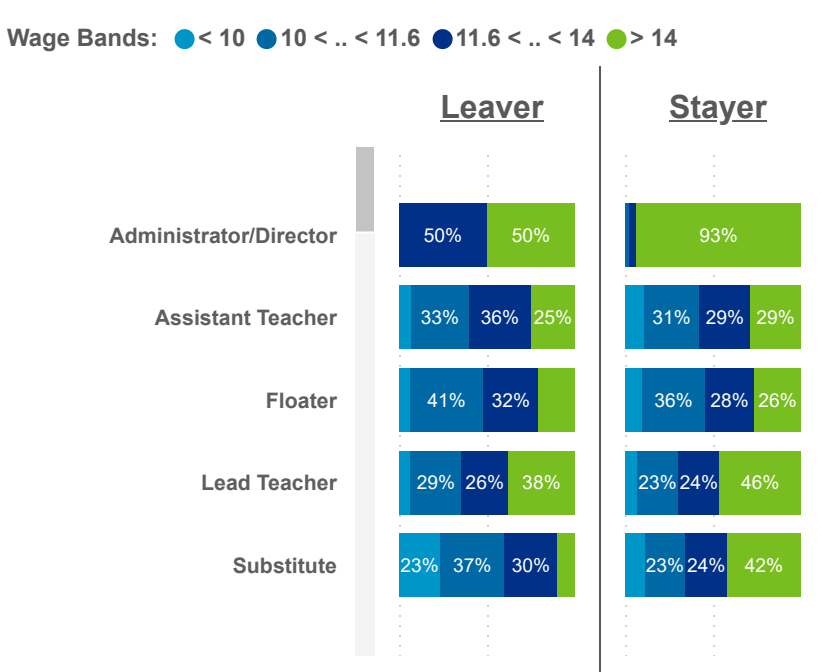
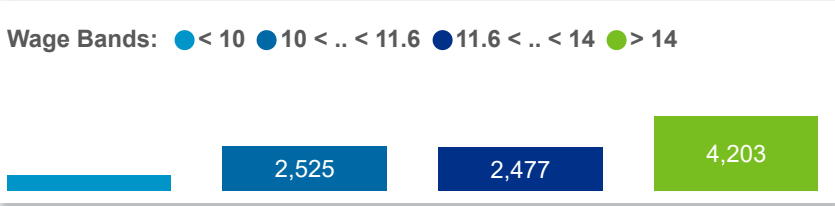
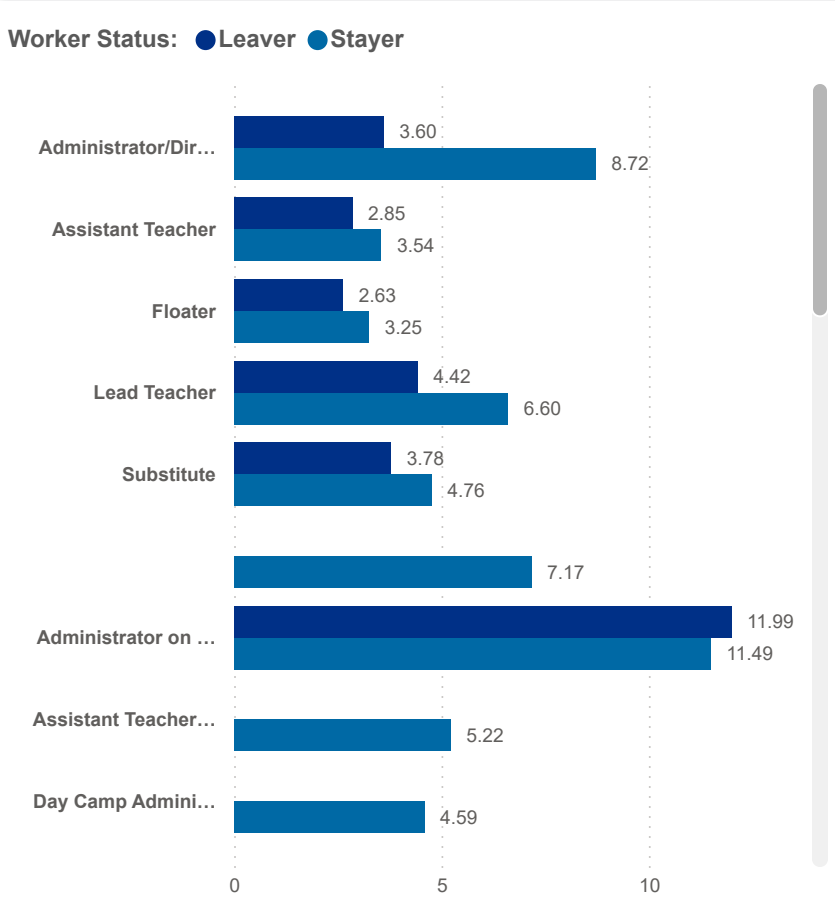
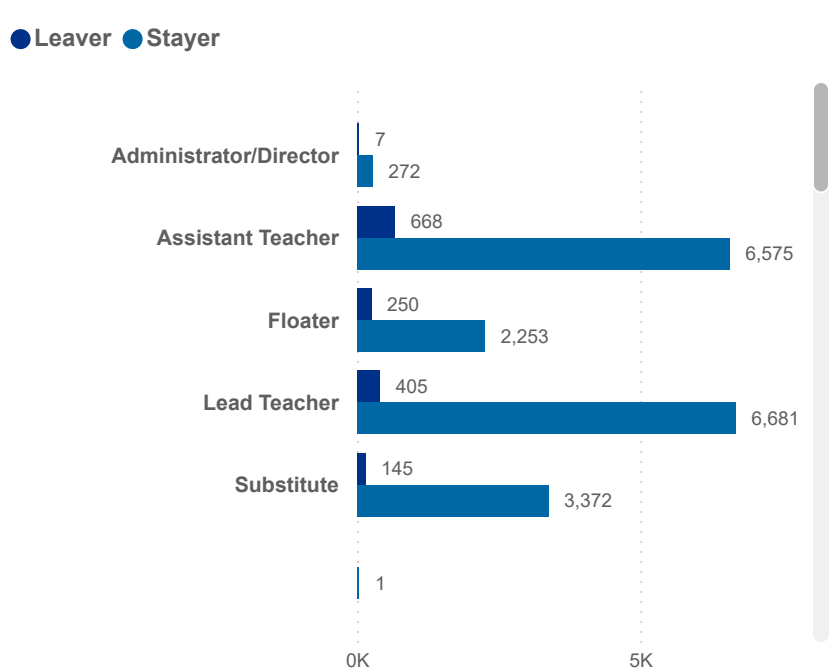
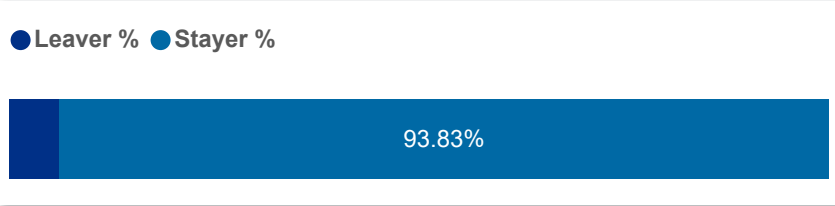
100.00

Beale Code:All

Student Age Group:All

POWER Levels:All

NUMBER OF WORKERS		AVG ECE DURATION (In Years)		HOURLY WAGE BANDS (USD)	
TOTAL LEAVER	TOTAL STAYER	LEAVER	STAYER	LEAVER (Hourly Wage MED)	STAYER (Hourly Wage MED)
1,752	26,649	3.59	5.45	15.00	16.00





Date: 202501	Program Type: All	Job Title: All	Teacher Age Group: All	Education: All	TEACH Status: All
202503	Position Type: All			Credential: All	TEACH Models: All
SDA>County: SDA 9	SUTQ Rating: All	Total Duration: 0.00	Center Type: All	Publicly Funded: All	POWER Status: All
		100.00	Beale Code: All	Student Age Group: All	POWER Levels: All

NUMBER OF WORKERS

LEAVER

6.17%

STAYER

93.83%

AVG ECE DURATION (In Years)

LEAVER

3.59

STAYER

5.45

HOURLY WAGE BANDS (USD)

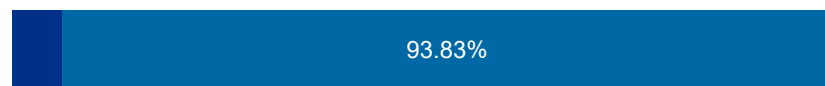
LEAVER (Hourly Wage MED)

15.00

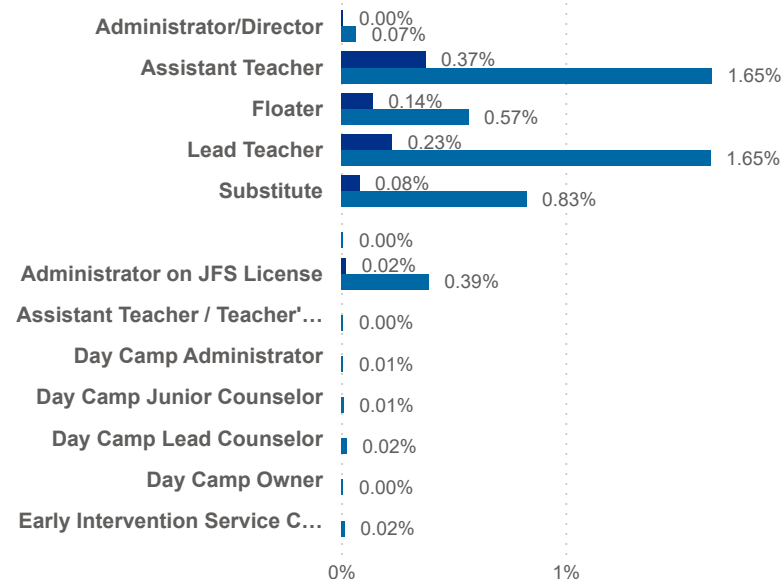
STAYER (Hourly Wage MED)

16.00

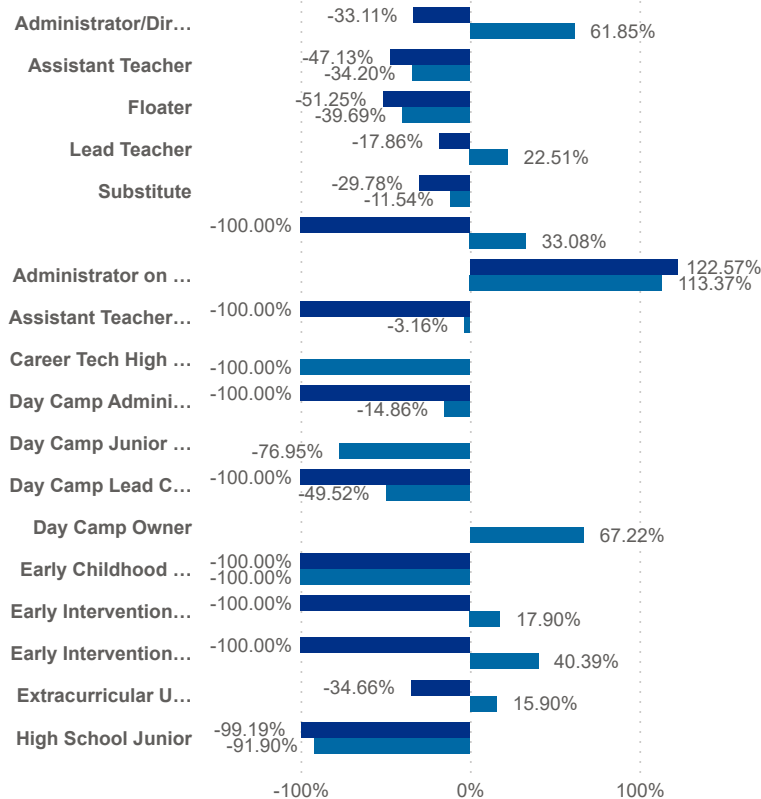
Leaver % Stayer %



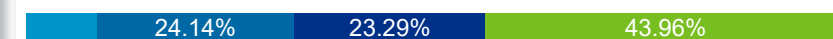
Worker Status: Leaver Stayer



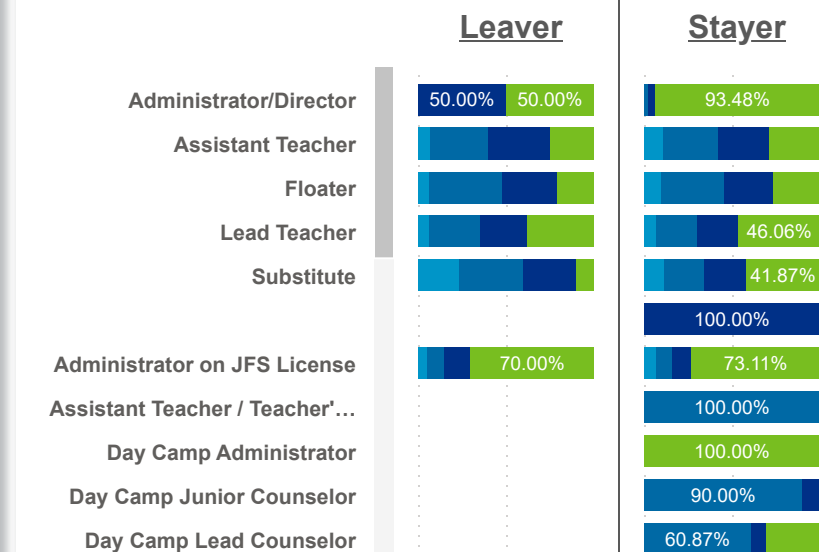
Worker Status: Leaver Stayer



Wage Bands: < 10 10 < .. < 11.6 11.6 < .. < 14 > 14



Wage Bands: < 10 10 < .. < 11.6 11.6 < .. < 14 > 14



Date:202501

Program Type:All

Job Title:All

Teacher Age Group:All

Education:All

TEACH Status:All

Date:202503

Position Type:All

Teacher Age Group:All

Education:All

TEACH Models:All

SDA>County:SDA 9

SUTQ Rating:All

Total Duration:0.00

Center Type:All

Publicly Funded:All

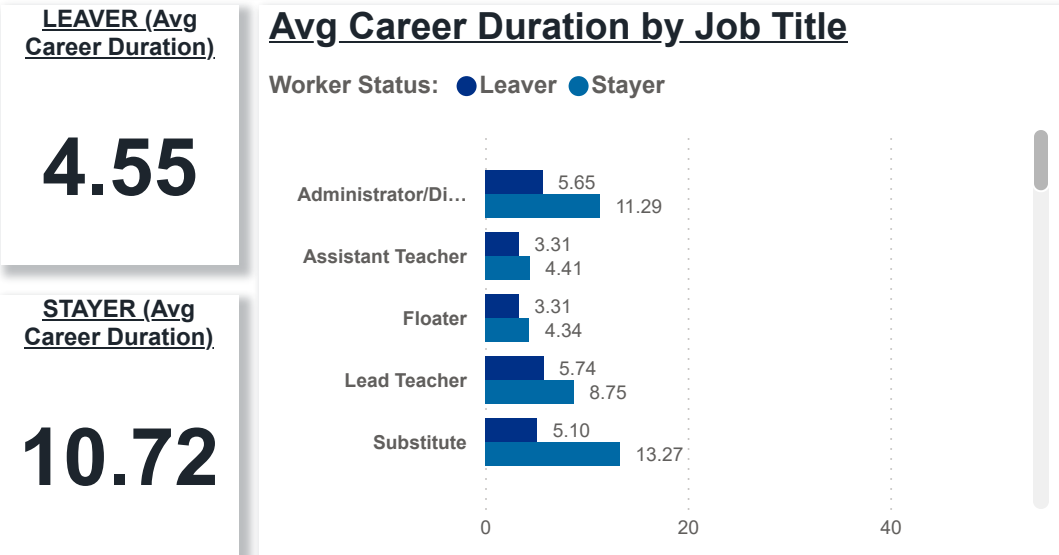
POWER Status:All

Total Duration:100.00

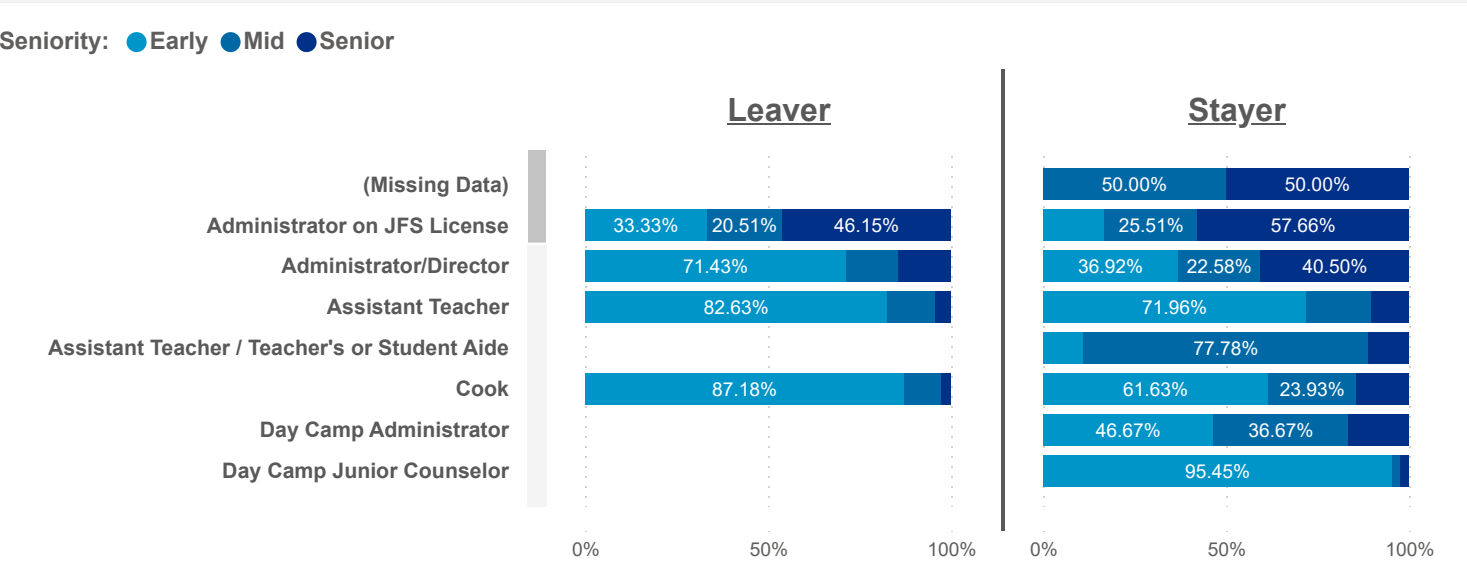
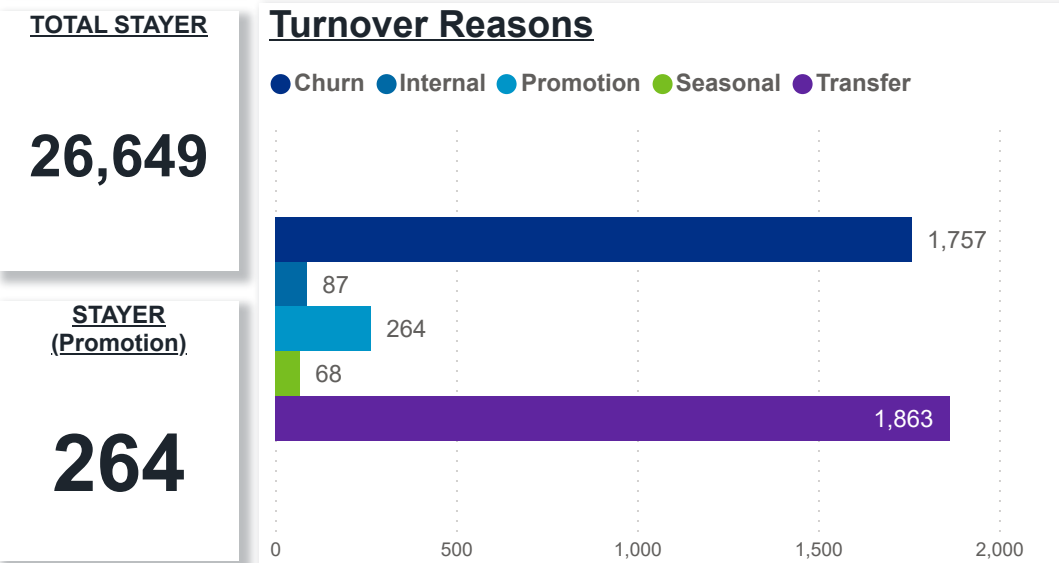
Beale Code:All

Student Age Group:All

POWER Levels:All



County	Job Title	Longest Serving Profile	\$ / hr	Seniority	Workload	Star Rating (Mean)
Delaware	Administrator/Director	1.76		Early	8.23	1.5
Fairfield	Administrator/Director	2.46		Early	5.41	3.0
Franklin	Administrator/Director	1.56		Early	8.99	1.8
Licking	Administrator/Director	2.38		Early	7.58	1.9
Madison	Administrator/Director	1.67		Early	12.03	3.0
Pickaway	Administrator/Director	0.55		Early	7.89	2.0
Union	Administrator/Director	1.17		Early	8.56	2.0
Franklin	Administrator/Director	1.51	18.00	Early	32.83	0.0
Franklin	Administrator/Director	3.03	20.00	Early	8.20	0.0
Franklin	Administrator/Director	2.48	22.00	Early	17.67	0.0



Date:202501

Program Type:All

Job Title:All

Teacher Age Group:All

Education:All

TEACH Status:All

Date:202503

Position Type:All

Teacher Age Group:All

Credential:All

TEACH Models:All

SDA>County:SDA 9

SUTQ Rating:All

Total Duration:0.00

Center Type:All

Publicly Funded:All

POWER Status:All

Total Duration:100.00

Beale Code:All

Student Age Group:All

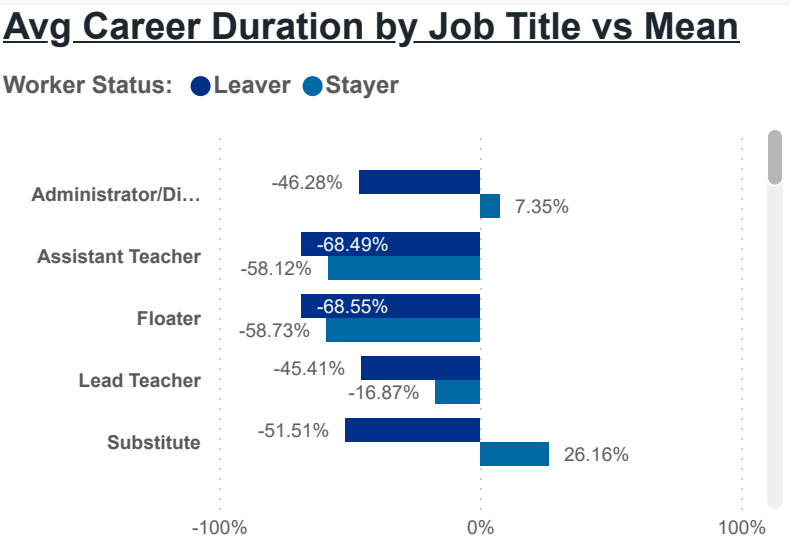
POWER Levels:All

LEAVER (Avg Career Duration)

4.55

STAYER (Avg Career Duration)

10.72



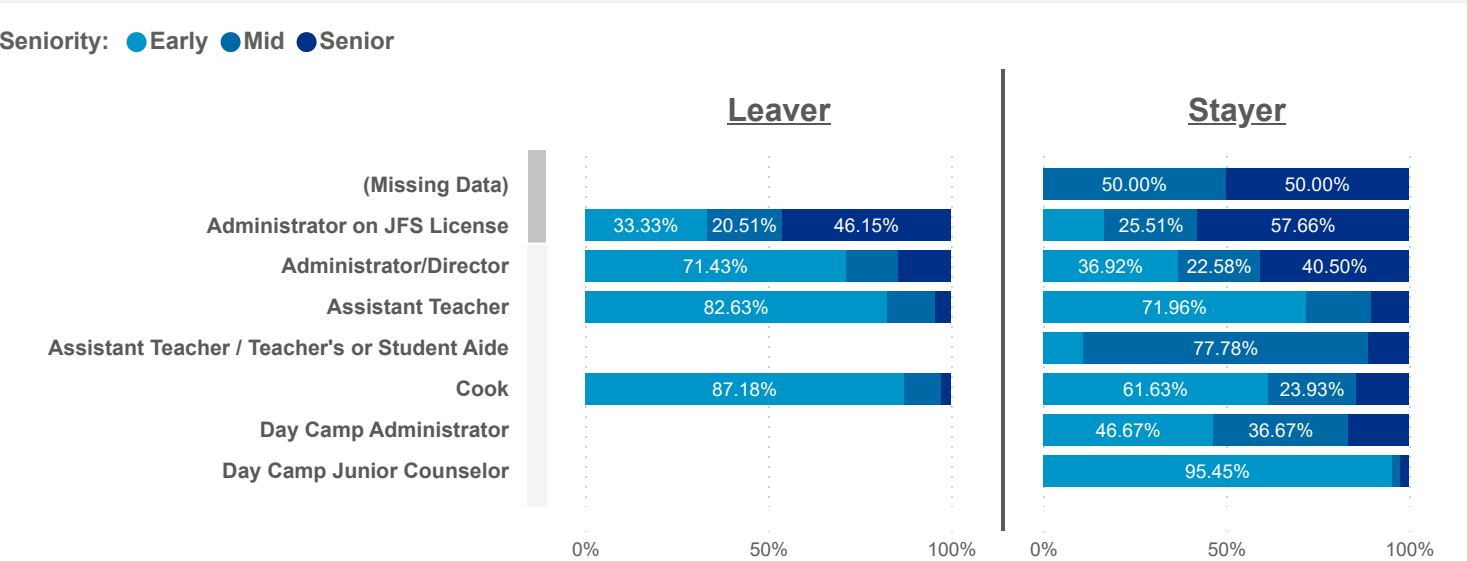
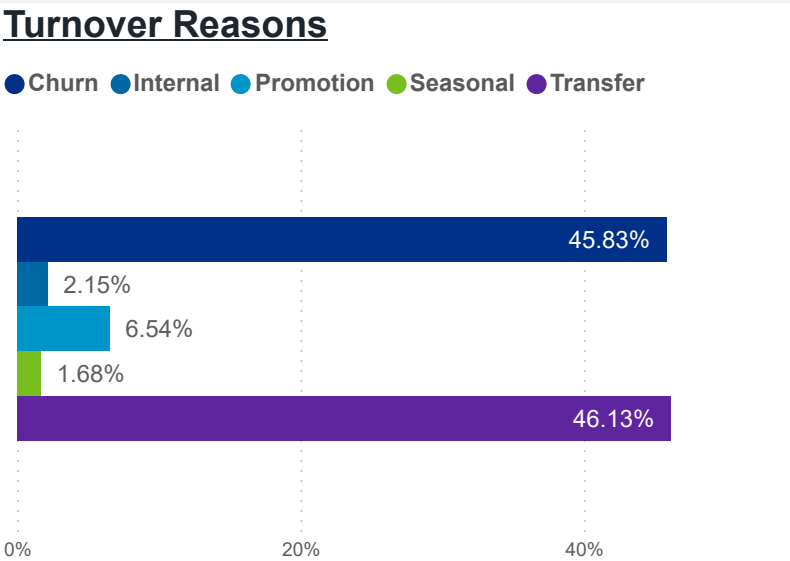
County	Job Title	Longest Serving Profile	\$ / hr	Seniority	Workload	Star Rating (mean)
Delaware	Assistant Teacher	0.00	18.25	Senior	6.86	0.0
Franklin	Substitute	0.00	16.25	Early	5.00	0.0
Franklin	Administrator on JFS License	0.00	14.50	Early	2.83	1.0
Franklin	Extracurricular Used in Ratio	0.00	2.00	Early	5.00	0.0
Franklin	HS Senior or Graduate <18	0.00	20.00	Early	3.00	1.0
Licking	Individual Service Provider Not Used in Ratio	0.00	20.00	Early	5.28	0.0
Delaware	Assistant Teacher	0.01	16.24	Early	4.35	3.0
Delaware	Floater	0.01	11.75	Early	4.77	1.0
Franklin	Floater	0.01	16.49	Mid	2.70	0.0
Delaware	Floater	0.01	18.50	Mid	7.14	1.0
Licking	Lead Teacher	0.01	11.45	Mid	9.05	0.0

TOTAL STAYER

26,649

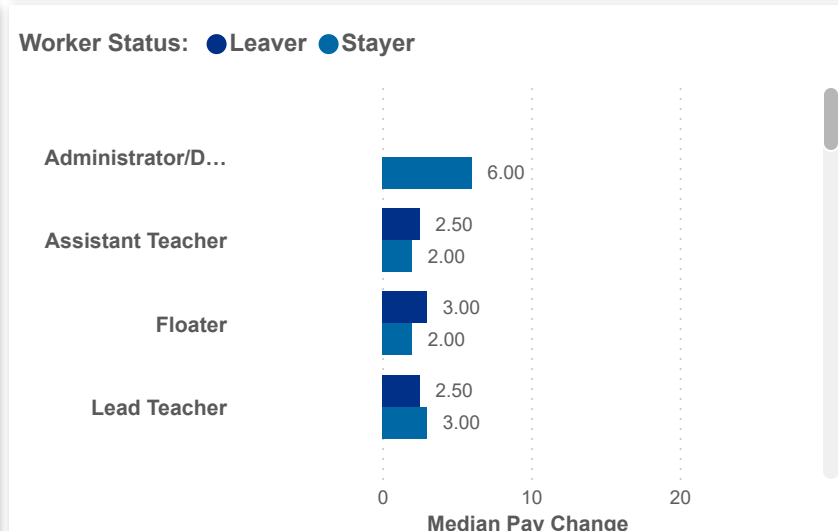
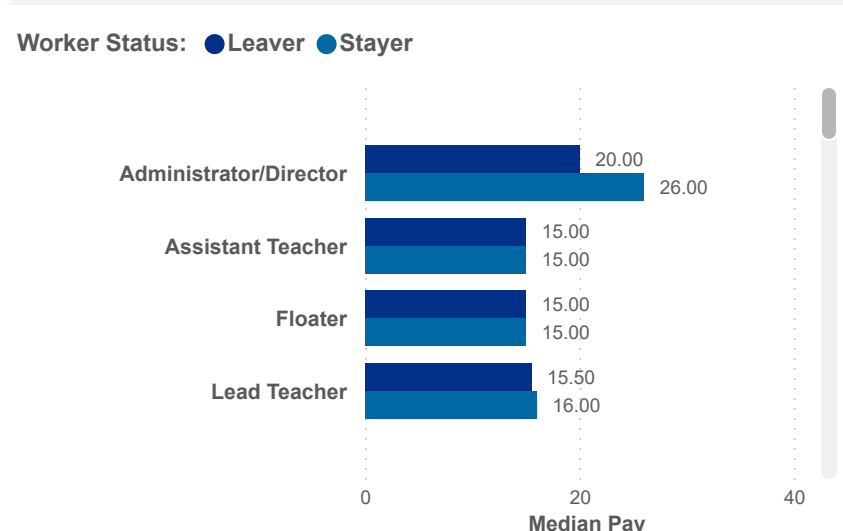
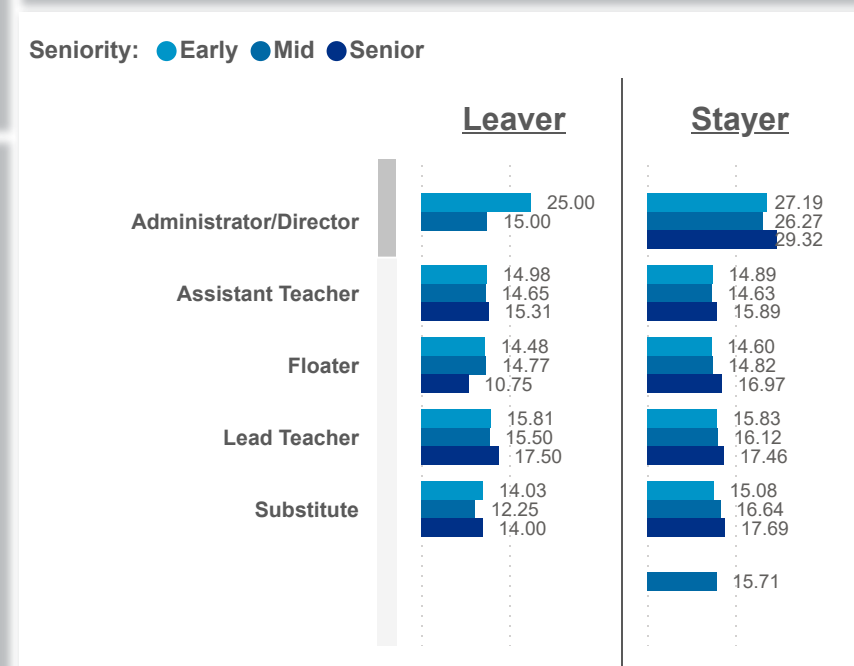
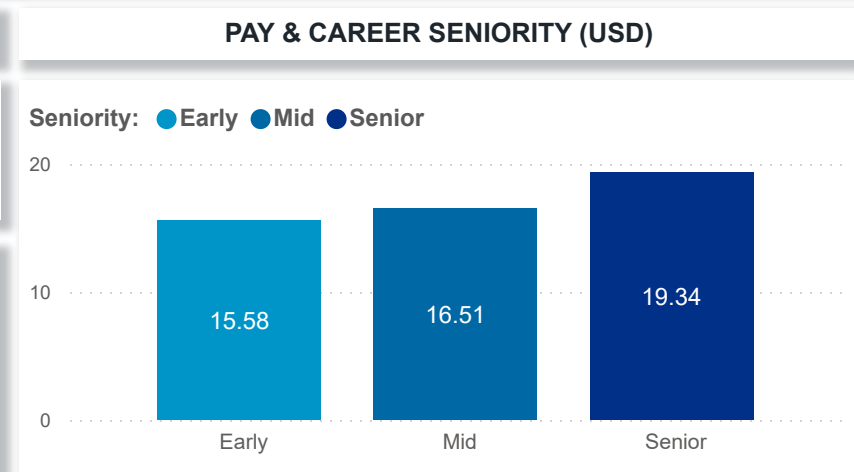
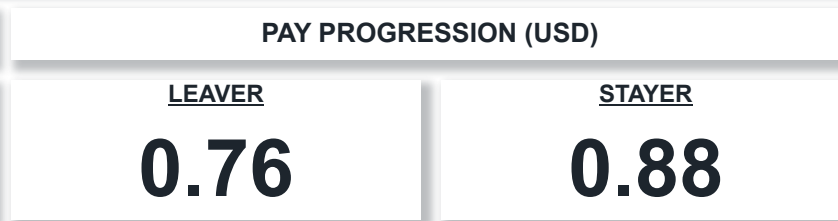
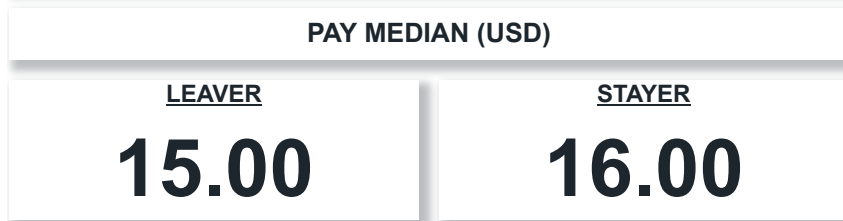
STAYER (Promotion)

264





Date:	202501	Program Type:	All	Job Title:	All	Teacher Age Group:	All	Education:	All	TEACH Status:	All
	202503	Position Type:	All					Credential:	All	TEACH Models:	All
SDA>County:	SDA 9	SUTQ Rating:	All	Total Duration:	0.00	Center Type:	All	Publicly Funded:	All	POWER Status:	All
				100.00		Beale Code:	All	Student Age Group:	All	POWER Levels:	All





occrra

Workforce and Program Analysis Platform (WPAP): COMPENSATION - PERCENT

Created Date: 07/15/2025

Date:

202501

Program Type:

All

Date:

202503

Position Type:

All

Job Title:

All

Teacher Age Group:

All

Education:

All

Credential:

All

TEACH Status:

All

TEACH Models:

All

SDA>County:

SDA 9

SUTQ Rating:

All

Total Duration:

0.00

Center Type:

All

Publicly Funded:

All

POWER Status:

All

Beale Code:

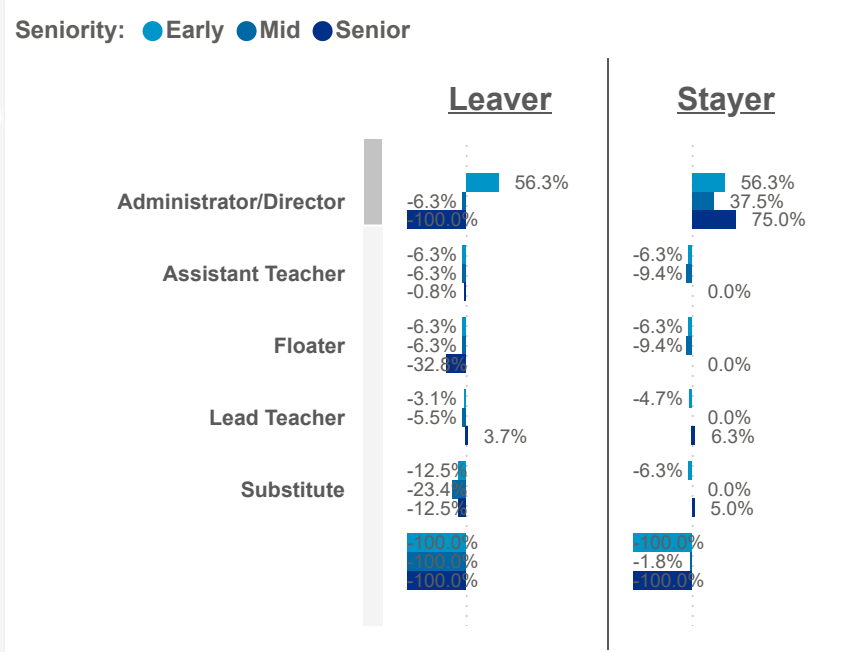
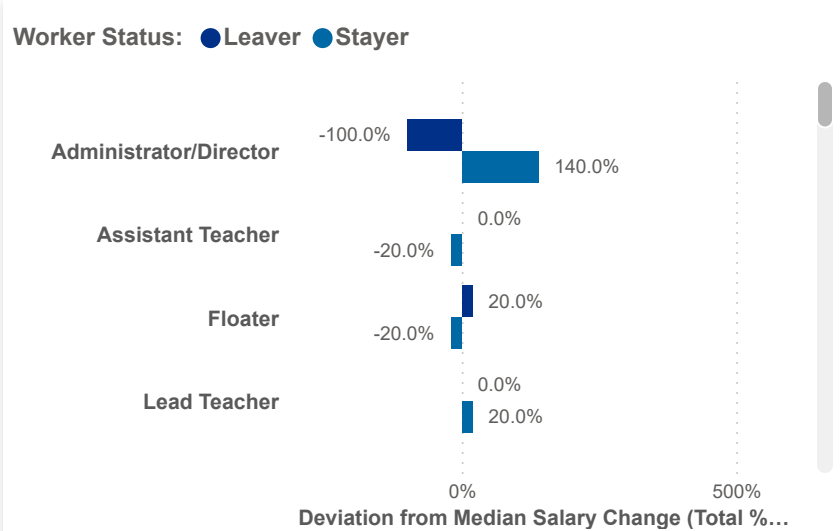
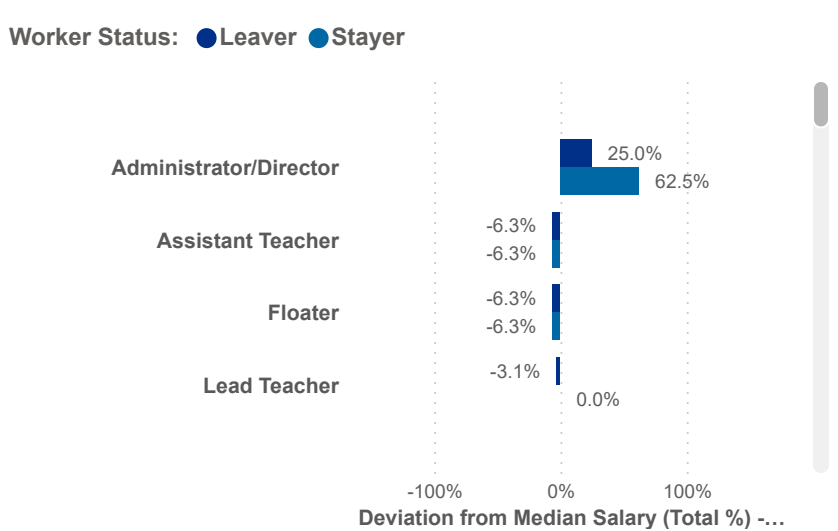
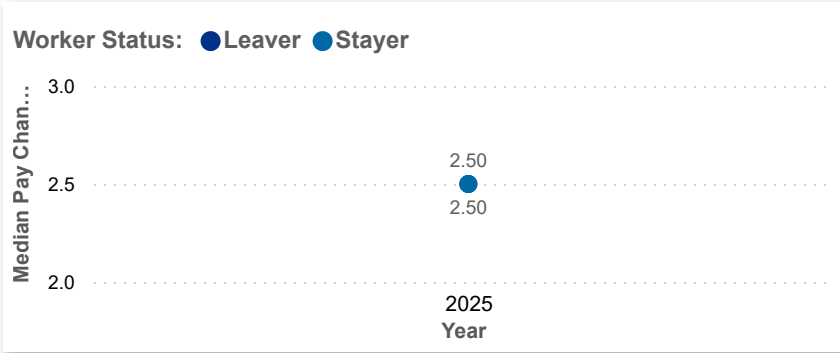
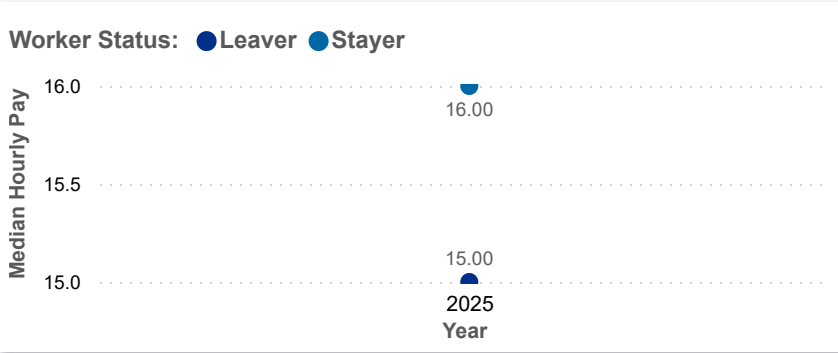
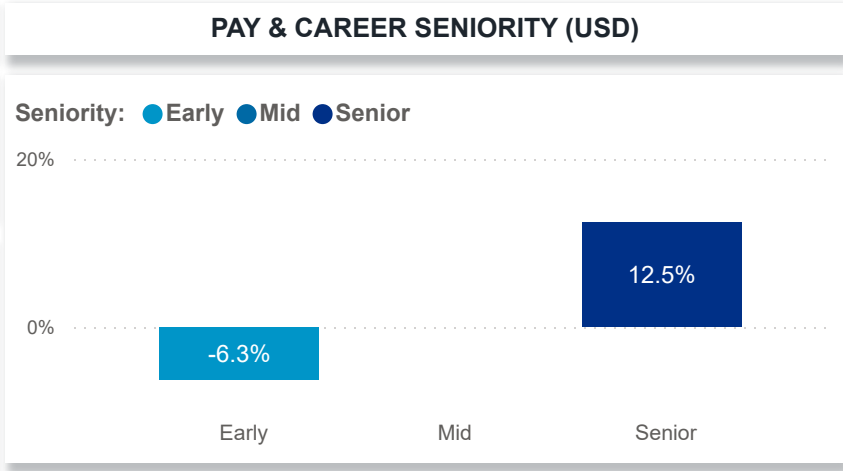

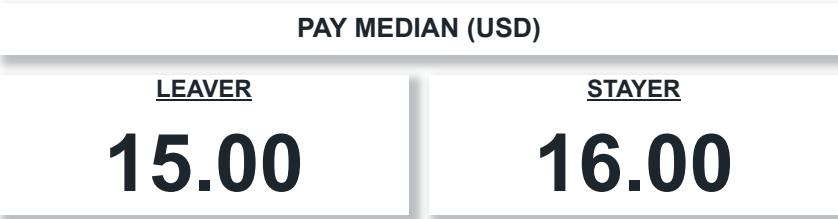
All

Student Age Group:

All

POWER Levels:

All





Date: 202501	Program Type: All	Job Title: All	Teacher Age Group: All	Education: All	TEACH Status: All
202503	Position Type: All			Credential: All	TEACH Models: All
SDA>County: SDA 9	SUTQ Rating: All	Total Duration: 0.00	Center Type: All	Publicly Funded: All	POWER Status: All
		100.00	Beale Code: All	Student Age Group: All	POWER Levels: All

## Workload Median (Total)

5.04

## Workload Median (Leaver)

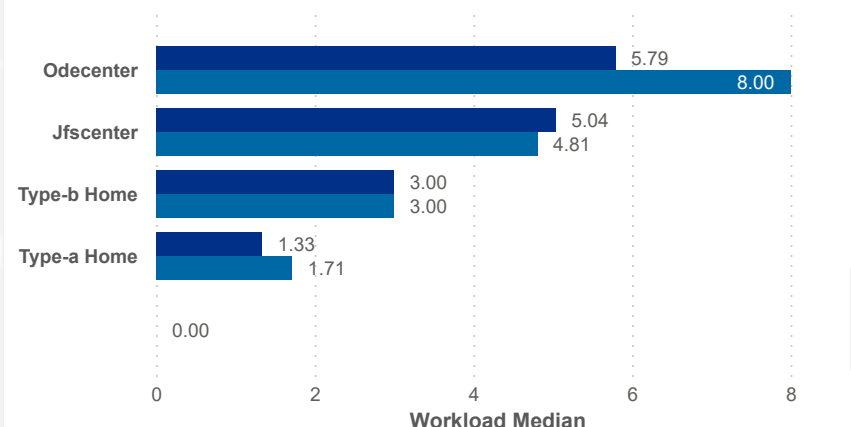
5.12

## Workload Median (Stayer)

5.00

## Workload Median

Worker status ● Leaver ● Stayer



## Star Rating Mean (Total)

1.0

## Star Rating Mean (Leaver)

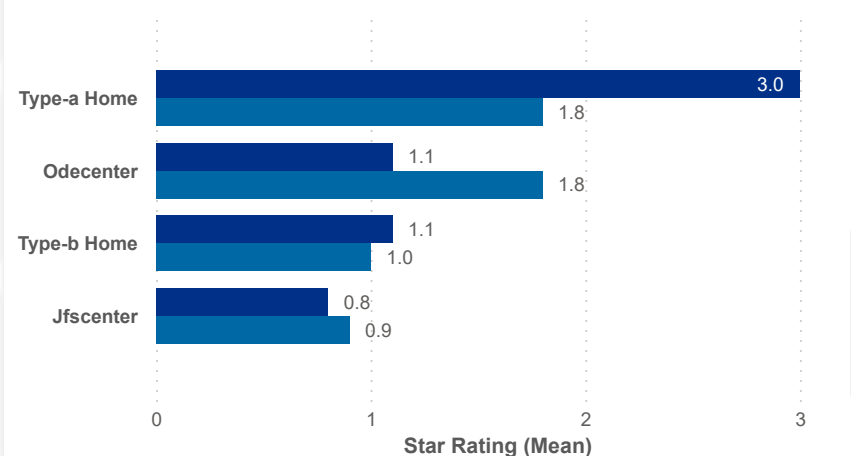
0.9

## Star Rating Mean (Stayer)

1.0

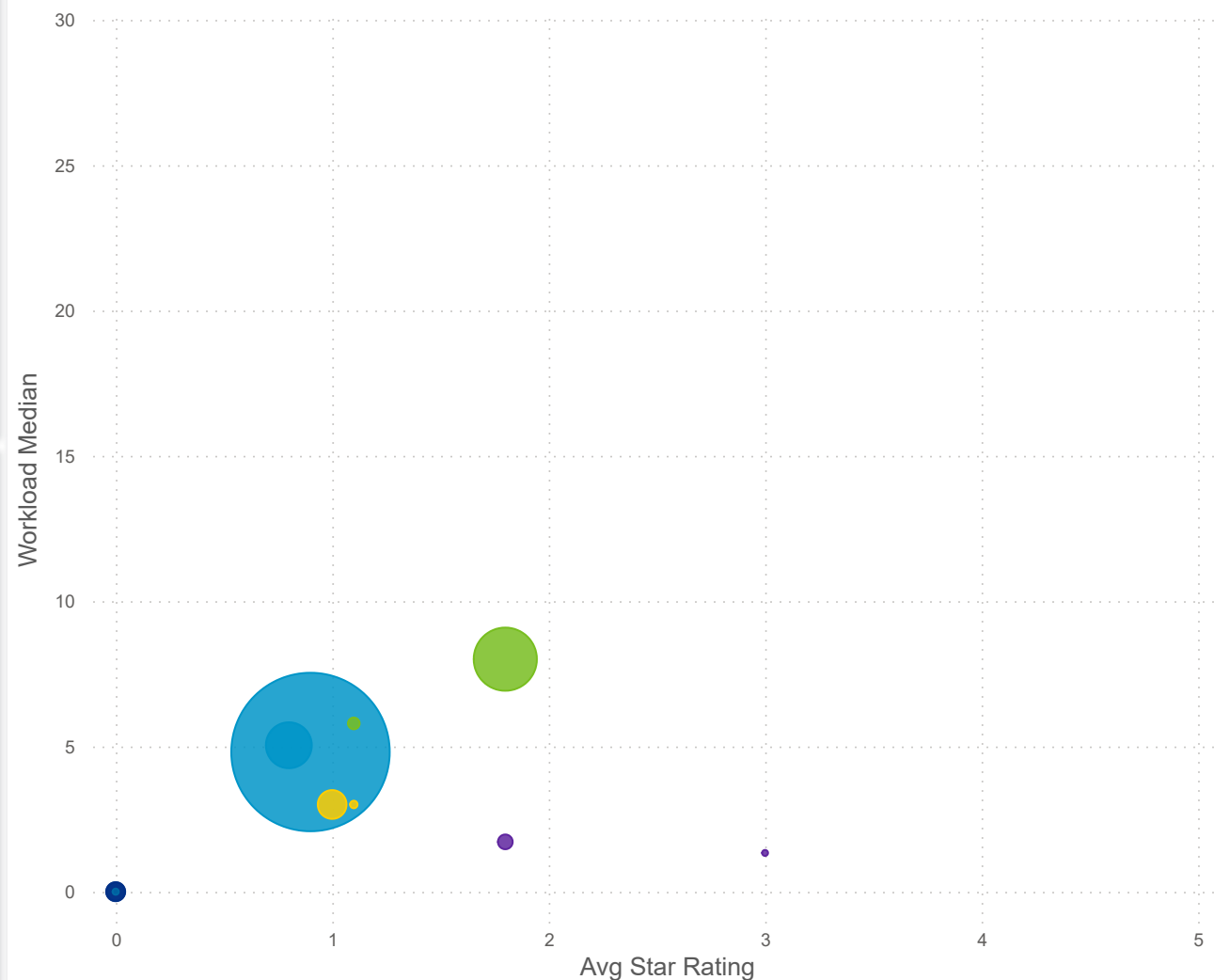
## Star Rating Mean

Worker status ● Leaver ● Stayer



## Star Rating Mean, Workload Median, and Number of Users by Worker Status and Center Type

Center Type: ● Day Camp ● Inhome Aide ● Jfscenter ● Odecenter ● Type-a Home ● Type-b Home





Date:	202501	Program Type:	All	Job Title:	All	Teacher Age Group:	All	Education:	All	TEACH Status:	All
	202503	Position Type:	All					Credential:	All	TEACH Models:	All
SDA>County:	SDA 9	SUTQ Rating:	All	Total Duration:	0.00	Center Type:	All	Publicly Funded:	All	POWER Status:	All
				100.00		Beale Code:	All	Student Age Group:	All	POWER Levels:	All

Workload Median (Total)

5.04

Workload Median (Leaver)

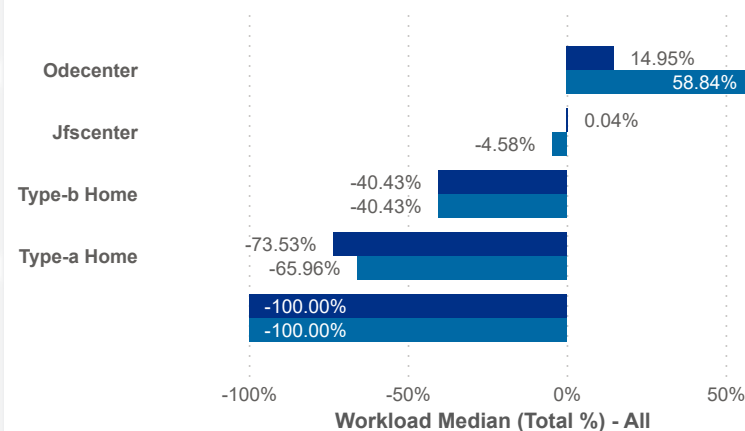
5.12

Workload Median (Stayer)

5.00

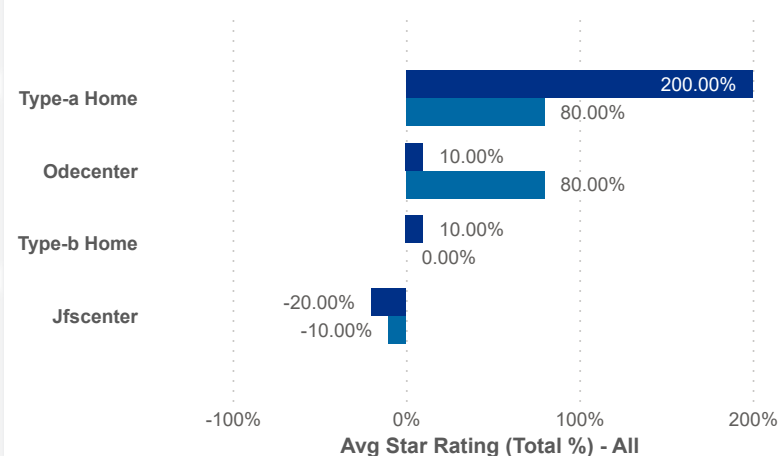
Workload Median (Total %)

Worker status ● Leaver ● Stayer



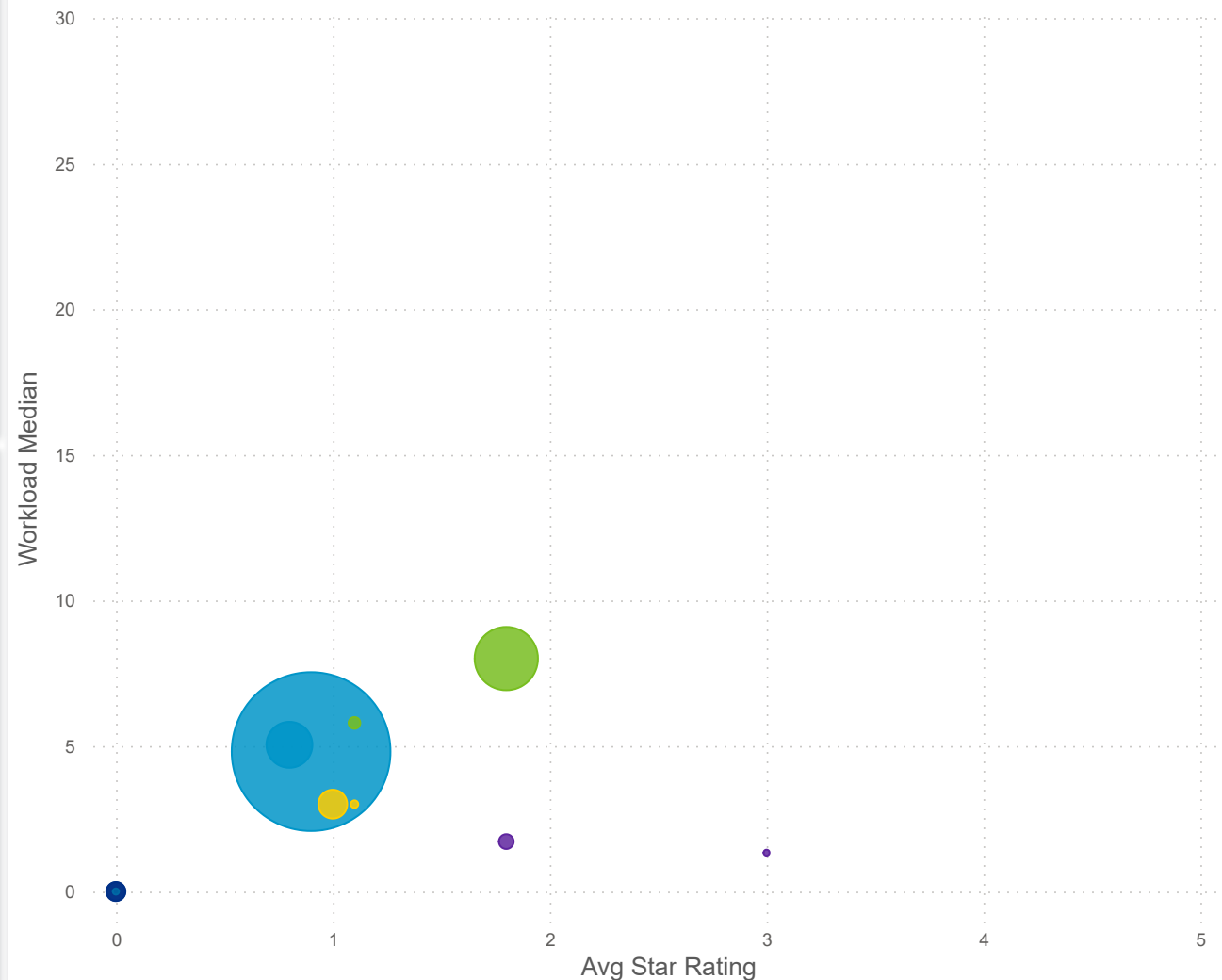
Star Rating Mean (Total %)

Worker status ● Leaver ● Stayer



Star Rating Mean, Workload Median, and Number of Users by Worker Status and Center Type

Center Type: ● Day Camp ● Inhome Aide ● Jfscenter ● Odecenter ● Type-a Home ● Type-b Home





Date:	202501	Program Type:	All	Job Title:	All	Teacher Age Group:	All	Education:	All	TEACH Status:	All
	202503	Position Type:	All					Credential:	All	TEACH Models:	All
SDA>County:	SDA 9	SUTQ Rating:	All	Total Duration:	0.00	Center Type:	All	Publicly Funded:	All	POWER Status:	All
				100.00		Beale Code:	All	Student Age Group:	All	POWER Levels:	All

PAY MEAN (USD)

LEAVER

15.50

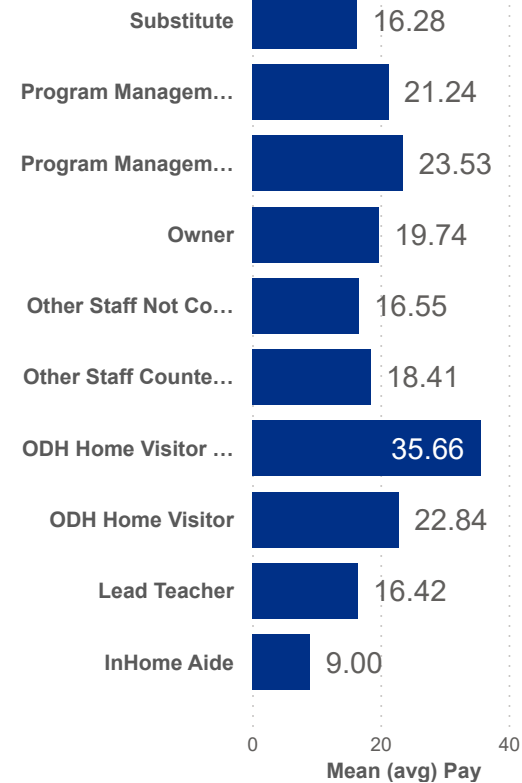
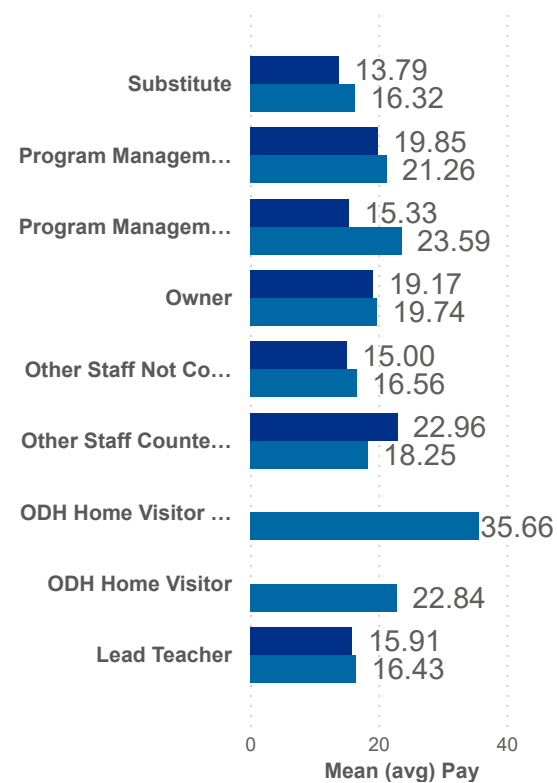
STAYER

16.89

COMBINED

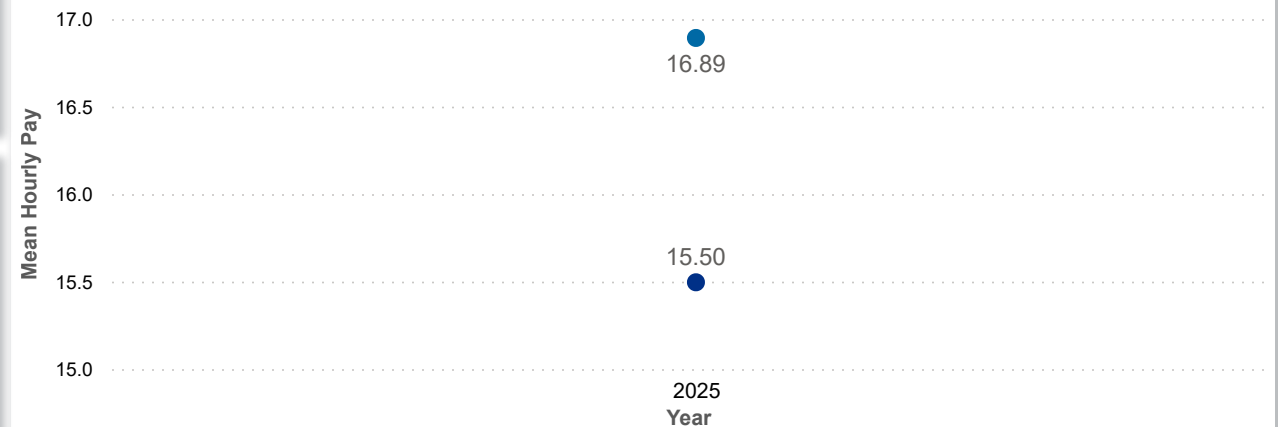
16.86

Worker status ● Leaver ● Stayer



Salary Mean by Year and Worker Status

Worker status ● Leaver ● Stayer



Combined Salary Mean by Year and Worker Status

