

Date:202501

Program Type:All

Job Title:All

Teacher Age Group:All

Education:All

TEACH Status:All

Date:202503

Position Type:All

Teacher Age Group:All

Education:All

TEACH Models:All

SDA>County:SDA 7

SUTQ Rating:All

Total Duration:0.00

Center Type:All

Publicly Funded:All

POWER Status:All

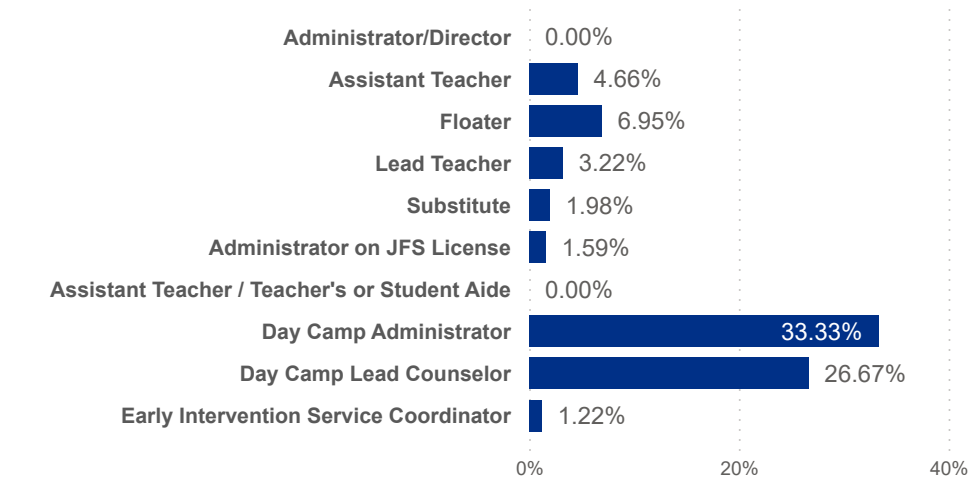
Total Duration:100.00

Beale Code:All

Student Age Group:All

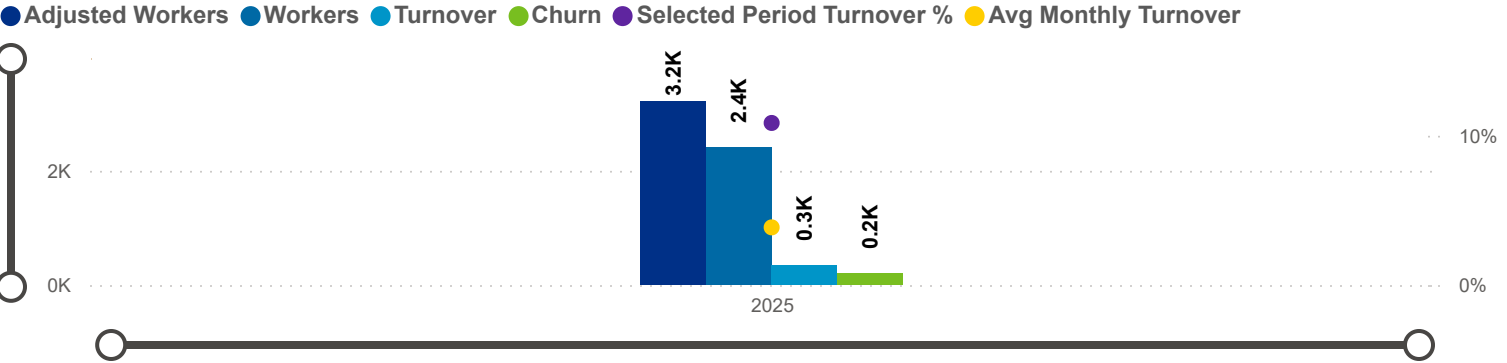
POWER Levels:All

Avg Monthly Turnover Rates by Job Title

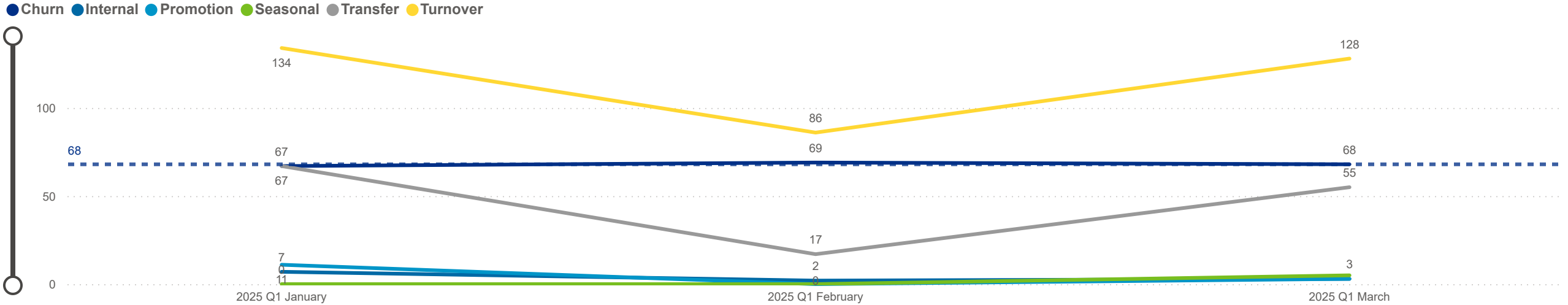


Avg Monthly Turnover	Adjusted Workers	Total Leaver	Total Stayer	Sel Period Turnover
3.86%	3,207	203	3,004	10.85%

Avg Monthly Turnover and Number of Workers



Categorization by Time Series



Date:202501

Program Type:All

Job Title:All

Teacher Age Group:All

Education:All

TEACH Status:All

Date:202503

Position Type:All

Teacher Age Group:All

Education:All

TEACH Models:All

SDA>County:SDA 7

SUTQ Rating:All

Total Duration:0.00

Center Type:All

Publicly Funded:All

POWER Status:All

Total Duration:100.00

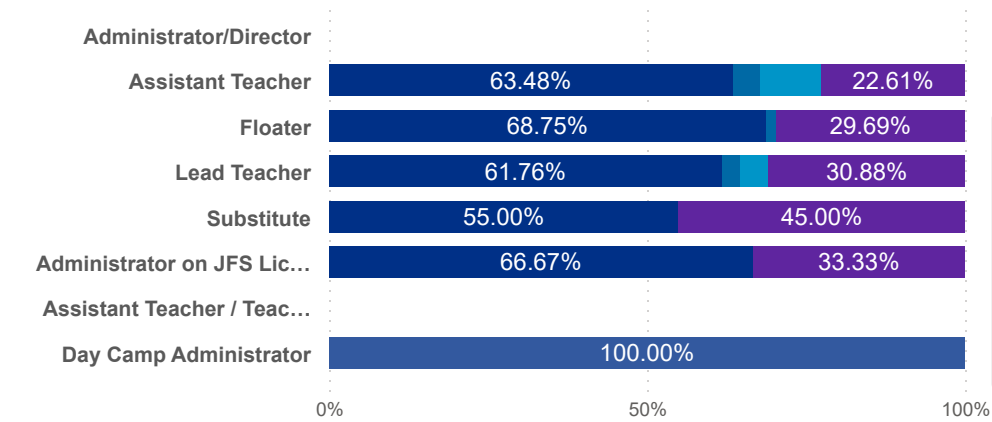
Beale Code:All

Student Age Group:All

POWER Levels:All

Job Change Reasons by Job Title

ChurnInternalPromotionSeasonalTransfer



Avg Monthly Churn

2.26%

Adjusted Workers

3,207

Workload Median

4.98

Pay Median USD / hr

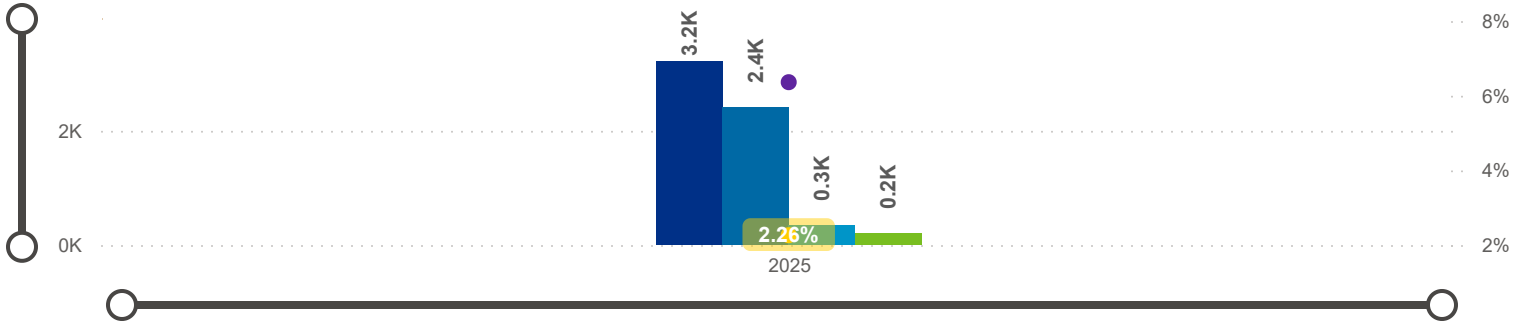
13.89

Avg ECE Duration

5.61

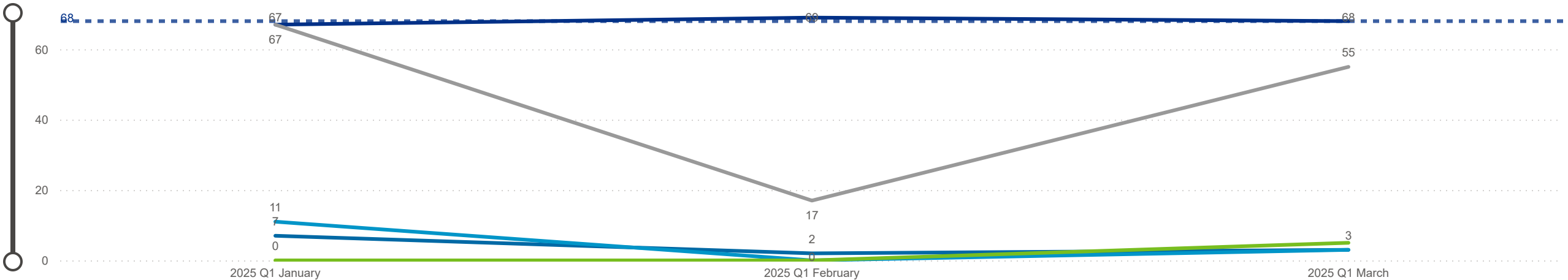
Avg Monthly Churn and Number of Workers

Adjusted WorkersWorkersTurnoverChurnSelected Period Churn %Avg Monthly Churn



Categorization by Time Series

ChurnInternalPromotionSeasonalTransfer



Date: 202501

Program Type: All

Job Title: All

Teacher Age Group: All

Education: All

TEACH Status: All

202503

Position Type: All

Credential: All

TEACH Models: All

SDA>County: SDA 7

SUTQ Rating: All

Total Duration: 0.00

Center Type: All

Publicly Funded: All


POWER Status: All

100.00

Beale Code: All

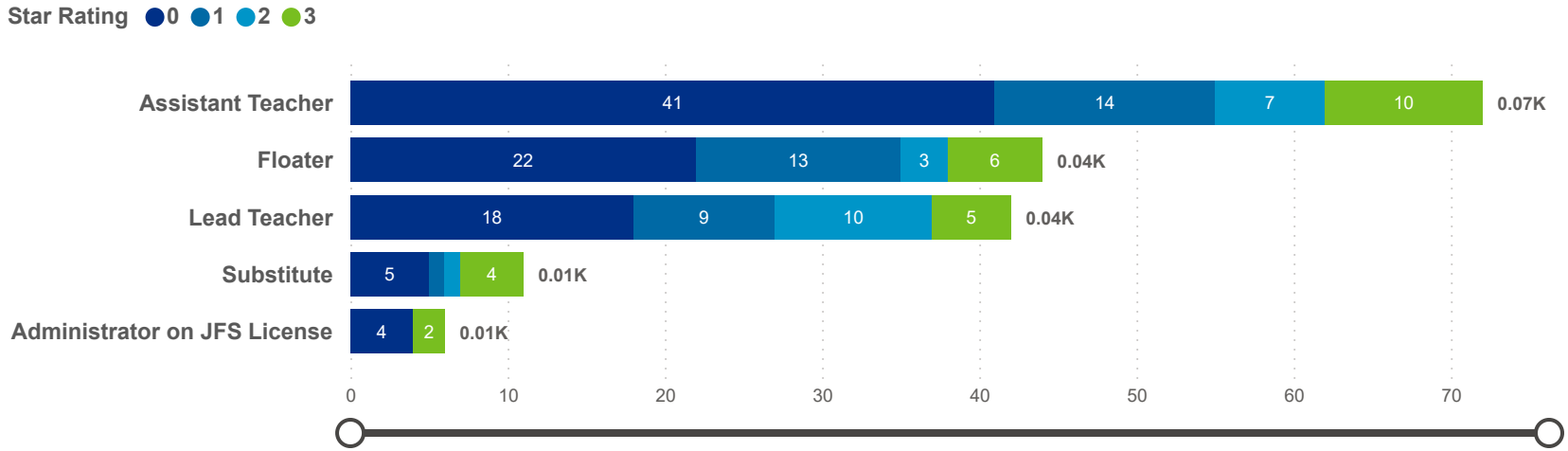
Student Age Group: All

POWER Levels: All



ADJUSTED WORKERS	TOTAL LEAVER	TOTAL STAYER	SELECTED PERIOD CHURN %
3,207	203	3,004	6.33%

Leaver by Job Title and Star Rating



County	Adjusted Workers	Workers	Workers %	Total Leaver	Total Stayer	Selected Period Churn %	Stayer %	Avg Monthly Churn	Selected Period Turnover %	Avg Monthly Turnover	Workload Median	Avg Star Rating
Hardin OH	221	162	6.72%	5	216	2.26%	97.74%	0.76%	6.33%	2.14%	5.00	1.98
Van Wert OH	190	161	6.68%		190		100.00%	0.00%	0.00%	0.00%	5.81	1.82
Hancock OH	742	570	23.64%	37	705	4.99%	95.01%	1.76%	8.09%	2.85%	5.00	1.63
Allen OH	1,108	748	31.02%	94	1,014	8.48%	91.52%	3.18%	17.78%	6.60%	4.00	1.50
Wyandot OH	150	125	5.18%	5	145	3.33%	96.67%	1.11%	3.33%	1.11%	4.74	1.32
Auglaize OH	269	212	8.79%	28	241	10.41%	89.59%	3.69%	11.90%	4.22%	5.53	1.25
Mercer OH	292	249	10.33%	19	273	6.51%	93.49%	2.28%	6.51%	2.28%	6.36	0.94
Putnam OH	235	204	8.46%	15	220	6.38%	93.62%	2.27%	8.94%	3.17%	4.64	0.57
Total	3,207	2,411	100.00%	203	3,004	6.33%	93.67%	2.26%	10.85%	3.86%	4.98	1.43

occra

Workforce and Program Analysis Platform (WPAP): JOBS & EMPLOYEES - NOMINAL

Created Date: 07/15/2025

Date:202501

Program Type:All

Job Title:All

Teacher Age Group:All

Education:All

TEACH Status:All

202503

Position Type:All

Credential:All

TEACH Models:All

SDA>County:SDA 7

SUTQ Rating:All

Total Duration:0.00

Center Type:All

Publicly Funded:All

POWER Status:All

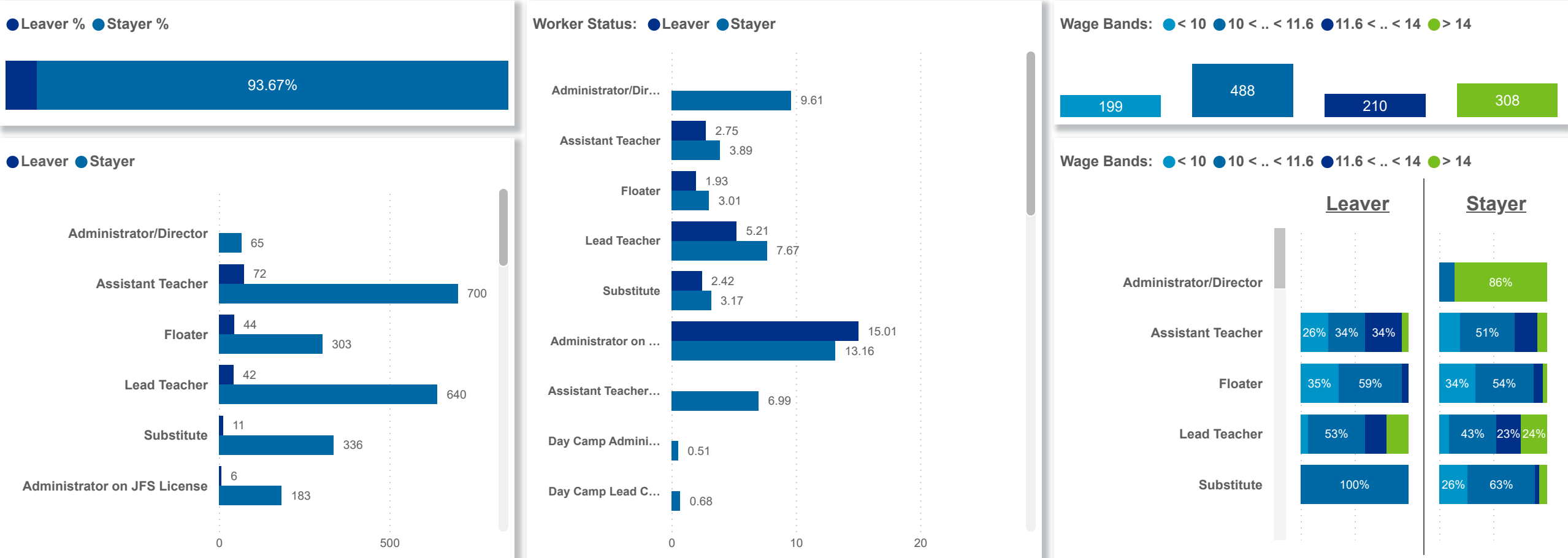
100.00

Beale Code:All

Student Age Group:All

POWER Levels:All

NUMBER OF WORKERS		AVG ECE DURATION (In Years)		HOURLY WAGE BANDS (USD)	
TOTAL LEAVER	TOTAL STAYER	LEAVER	STAYER	LEAVER (Hourly Wage MED)	STAYER (Hourly Wage MED)
203	3,004	3.58	5.69	12.50	13.97



ocerra

Workforce and Program Analysis Platform (WPAP): JOBS & EMPLOYEES - PERCENT

Created Date: 07/15/2025

Date:

202501

Program Type:

All

Job Title:

All

Teacher Age Group:

All

Education:

All

TEACH Status:

All

202503

Position Type:

All

Credential:

All

TEACH Models:

All

SDA>County:

SDA 7

SUTQ Rating:

All

Total Duration:

0.00

Center Type:

All

Publicly Funded:

All

POWER Status:

All

100.00

Beale Code:

All

Student Age Group:

All

POWER Levels:

All

NUMBER OF WORKERS		AVG ECE DURATION (In Years)		HOURLY WAGE BANDS (USD)	
LEAVER	STAYER	LEAVER	STAYER	LEAVER (Hourly Wage MED)	STAYER (Hourly Wage MED)
6.33%	93.67%	3.58	5.69	12.50	13.97

● Leaver % ● Stayer %

Stayer %	93.67%
----------	--------

Worker Status: ● Leaver ● Stayer

Job Role	Leaver %	Stayer %
Administrator/Director	0.02%	
Assistant Teacher	0.04%	0.18%
Floater	0.02%	0.08%
Lead Teacher	0.02%	0.16%
Substitute	0.01%	0.08%
Administrator on JFS License	0.00%	0.04%
Assistant Teacher / Teacher'	0.00%	
Day Camp Administrator	0.00%	
Day Camp Lead Counselor	0.00%	
Early Intervention Service C...	0.00%	0.01%
Early Intervention Service C...	0.00%	
Extracurricular Used in Ratio	0.00%	0.01%
High School Junior	0.00%	0.01%

Worker Status: ● Leaver ● Stayer

Job Role	Leaver %	Stayer %
Administrator/Dir...	-100.00%	71.24%
Assistant Teacher	-50.94%	-30.76%
Floater	-65.63%	-46.46%
Lead Teacher	-7.12%	36.59%
Substitute	-56.92%	-43.59%
Administrator on ...	-100.00%	167.32%
Assistant Teacher...	-100.00%	134.40%
Career Tech High ...	-100.00%	24.55%
Day Camp Admini...	-100.00%	-90.84%
Day Camp Junior ...	-100.00%	
Day Camp Lead C...	-100.00%	-87.93%
Day Camp Owner	-100.00%	
Early Childhood ...	-100.00%	
Early Intervention...	-81.37%	39.65%
Early Intervention...	-100.00%	145.86%
Extracurricular U...	-92.85%	10.71%
High School Junior	-90.10%	

Wage Bands: ● < 10 ● 10 < .. < 11.6 ● 11.6 < .. < 14 ● > 14

Wage Band	Leaver %	Stayer %
< 10	16.88%	39.87%
10 < .. < 11.6		16.32%
11.6 < .. < 14		26.93%
> 14		

Wage Bands: ● < 10 ● 10 < .. < 11.6 ● 11.6 < .. < 14 ● > 14

Job Role	Leaver %	Stayer %
Administrator/Director		85.71%
Assistant Teacher		50.69%
Floater	58.82%	53.80%
Lead Teacher	53.33%	43.20%
Substitute	100.00%	62.73%
Administrator on JFS License	50.00%	64.00%
Assistant Teacher / Teacher'		100.00%
Day Camp Lead Counselor		100.00%
Early Intervention Service C...		100.00%
Early Intervention Service C...		100.00%
Extracurricular Used in Ratio	100.00%	59.09%

Powered by NEW SYSTEMS > ETHIC | NSE Collective Analytics

DATA & REVIEW DRAFT 6/30/2025

Page 05 of 12

Date:202501

Program Type:All

Job Title:All

Teacher Age Group:All

Education:All

TEACH Status:All

Date:202503

Position Type:All

Teacher Age Group:All

Education:All

TEACH Models:All

SDA>County:SDA 7

SUTQ Rating:All

Total Duration:0.00

Center Type:All

Publicly Funded:All

POWER Status:All

SDA>County:SDA 7

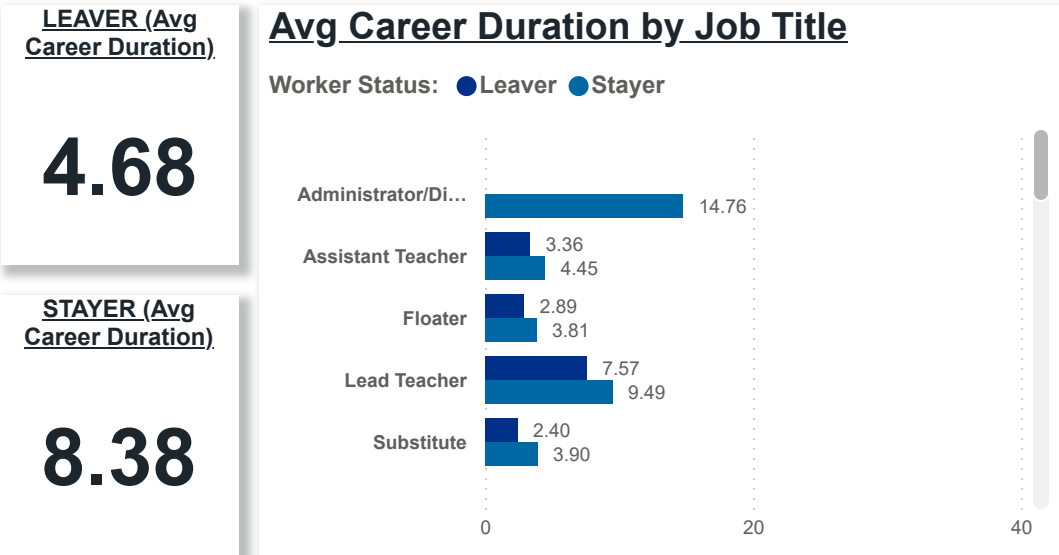
SUTQ Rating:All

Total Duration:100.00

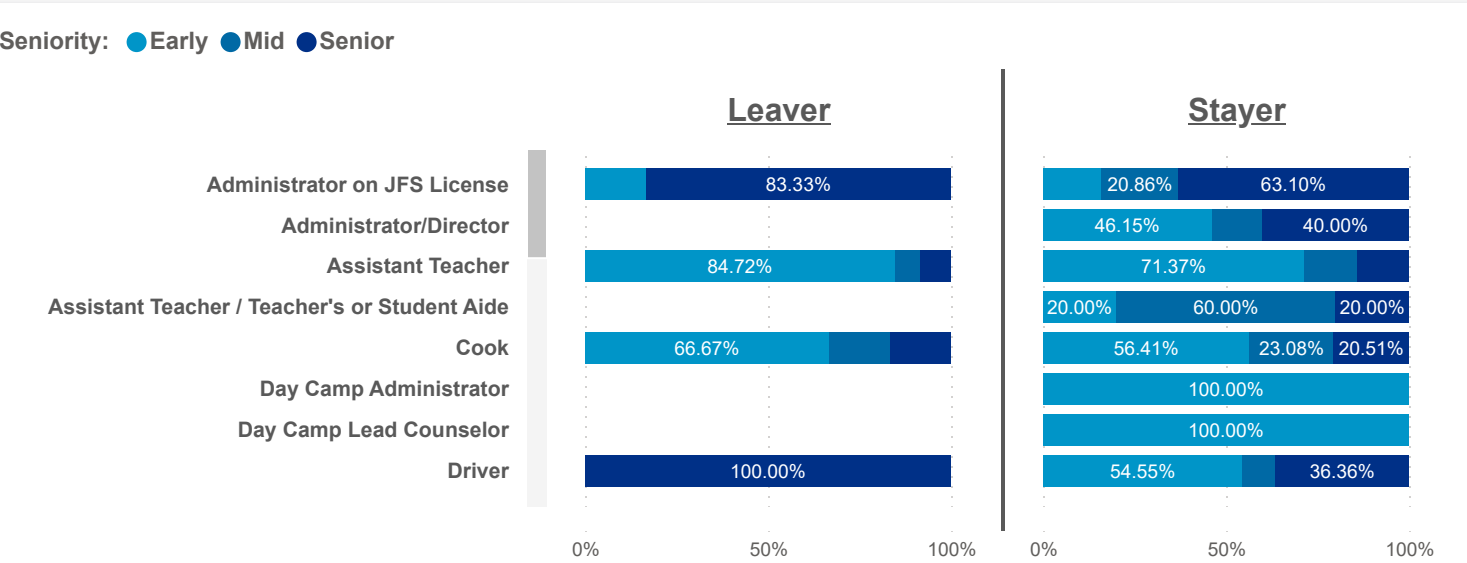
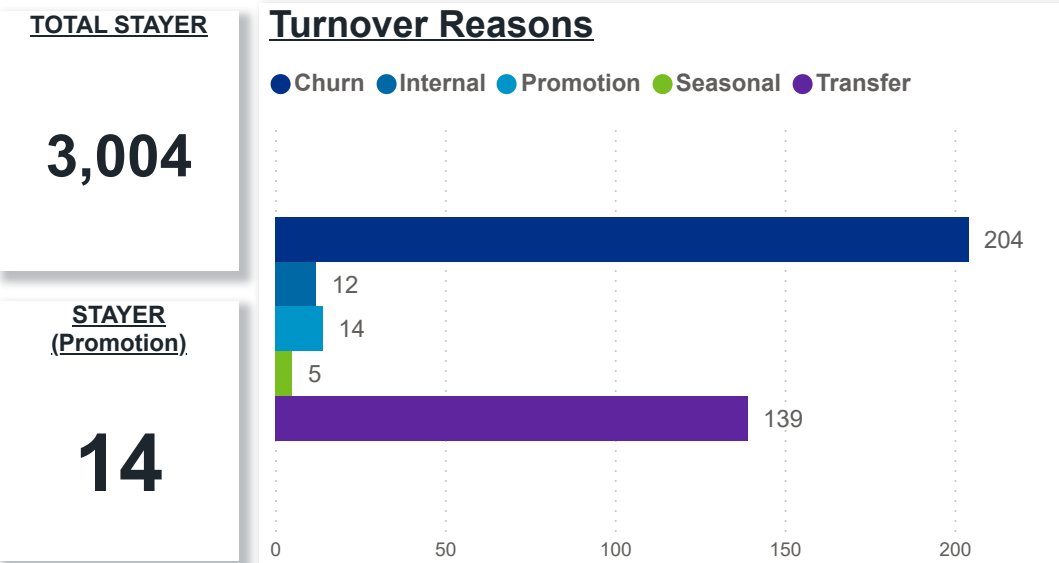
Center Type:All

Publicly Funded:All

POWER Levels:All



County	Job Title	Longest Serving Profile	\$ / hr	Seniority	Workload	Star Rating (Mean)
Allen	Administrator/Director	3.50		Early	20.25	0.0
Auglaize	Administrator/Director	0.93		Early	8.22	2.6
Hancock	Administrator/Director	2.85		Early	8.30	1.5
Hardin	Administrator/Director	3.50		Early	12.07	0.0
Mercer	Administrator/Director	1.38		Early	8.33	2.7
Van Wert	Administrator/Director	3.30		Early	5.68	2.5
Wyandot	Administrator/Director	1.50		Early	7.81	1.5
Allen	Administrator/Director	3.81	13.00	Early	18.00	0.0
Hardin	Administrator/Director	2.44	30.00	Early	12.07	0.0
Putnam	Administrator/Director	2.44	30.00	Early	20.00	3.0





Date: 202501	Program Type: All	Job Title: All	Teacher Age Group: All	Education: All	TEACH Status: All
202503	Position Type: All			Credential: All	TEACH Models: All
SDA>County: SDA 7	SUTQ Rating: All	Total Duration: 0.00	Center Type: All	Publicly Funded: All	POWER Status: All
		100.00	Beale Code: All	Student Age Group: All	POWER Levels: All

PAY MEDIAN (USD)

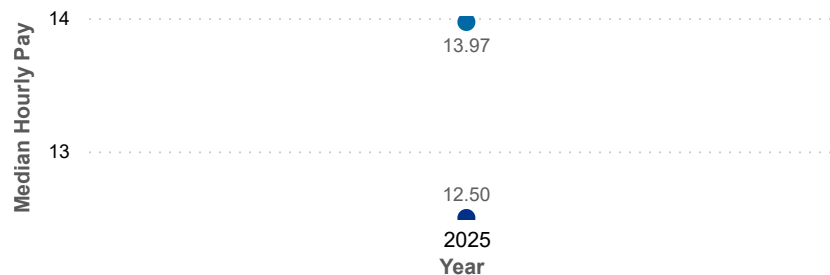
LEAVER

12.50

STAYER

13.97

Worker Status: ● Leaver ● Stayer



PAY PROGRESSION (USD)

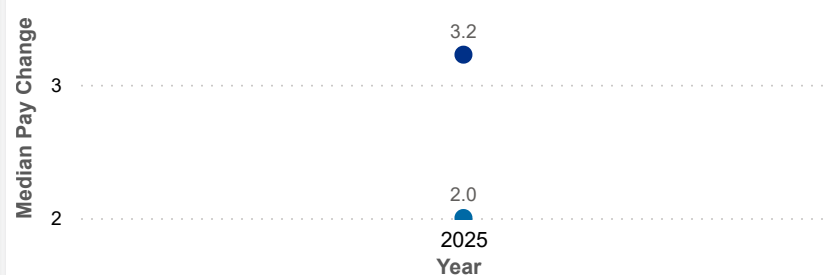
LEAVER

0.65

STAYER

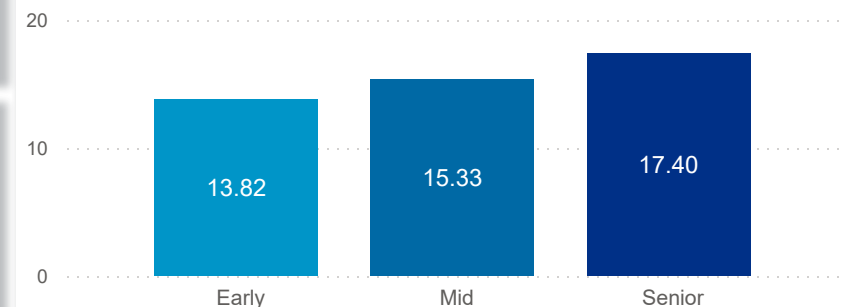
0.60

Worker Status: ● Leaver ● Stayer



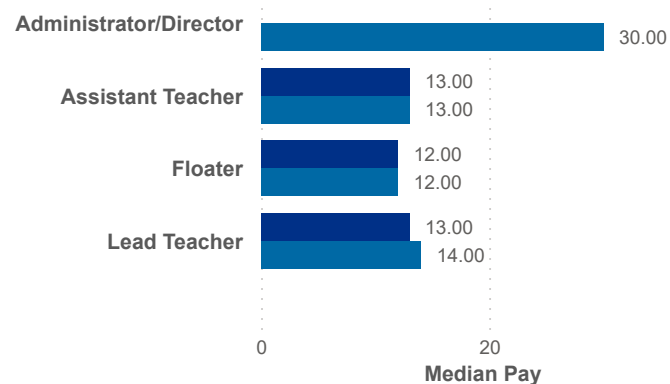
PAY & CAREER SENIORITY (USD)

Seniority: ● Early ● Mid ● Senior

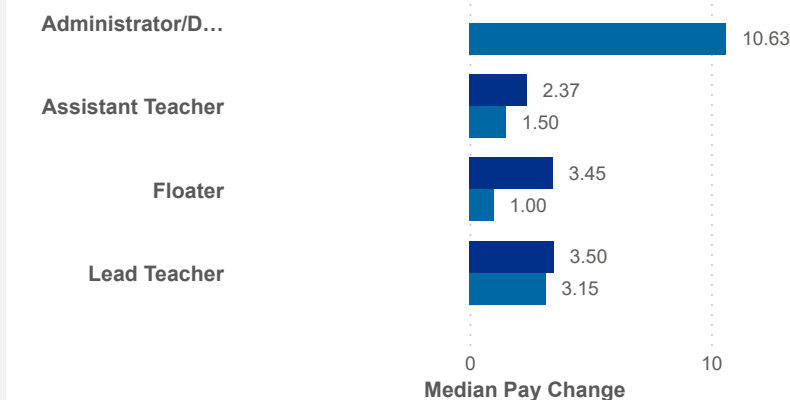


Seniority: ● Early ● Mid ● Senior

Worker Status: ● Leaver ● Stayer

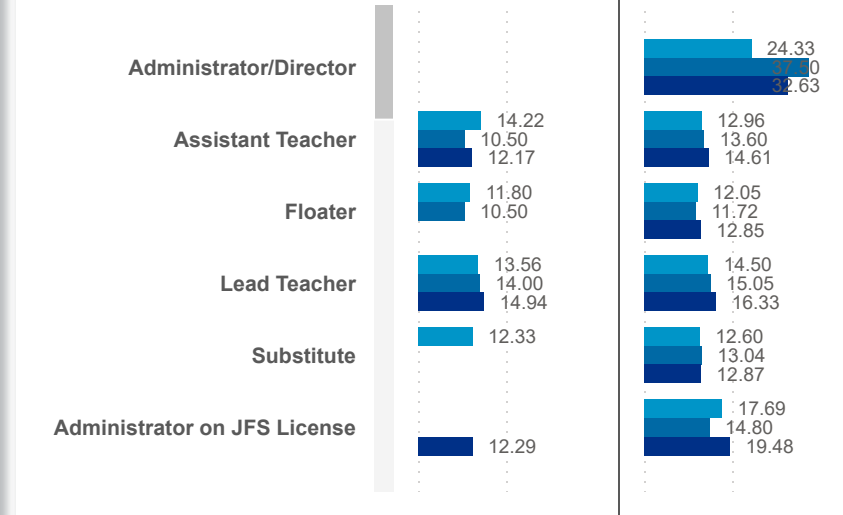


Worker Status: ● Leaver ● Stayer



Leaver

Stayer



Date:202501

Program Type:All

Job Title:All

Teacher Age Group:All

Education:All

TEACH Status:All

Date:202503

Position Type:All

Teacher Age Group:All

Education:All

TEACH Models:All

SDA>County:SDA 7

SUTQ Rating:All

Total Duration:0.00

Center Type:All

Publicly Funded:All

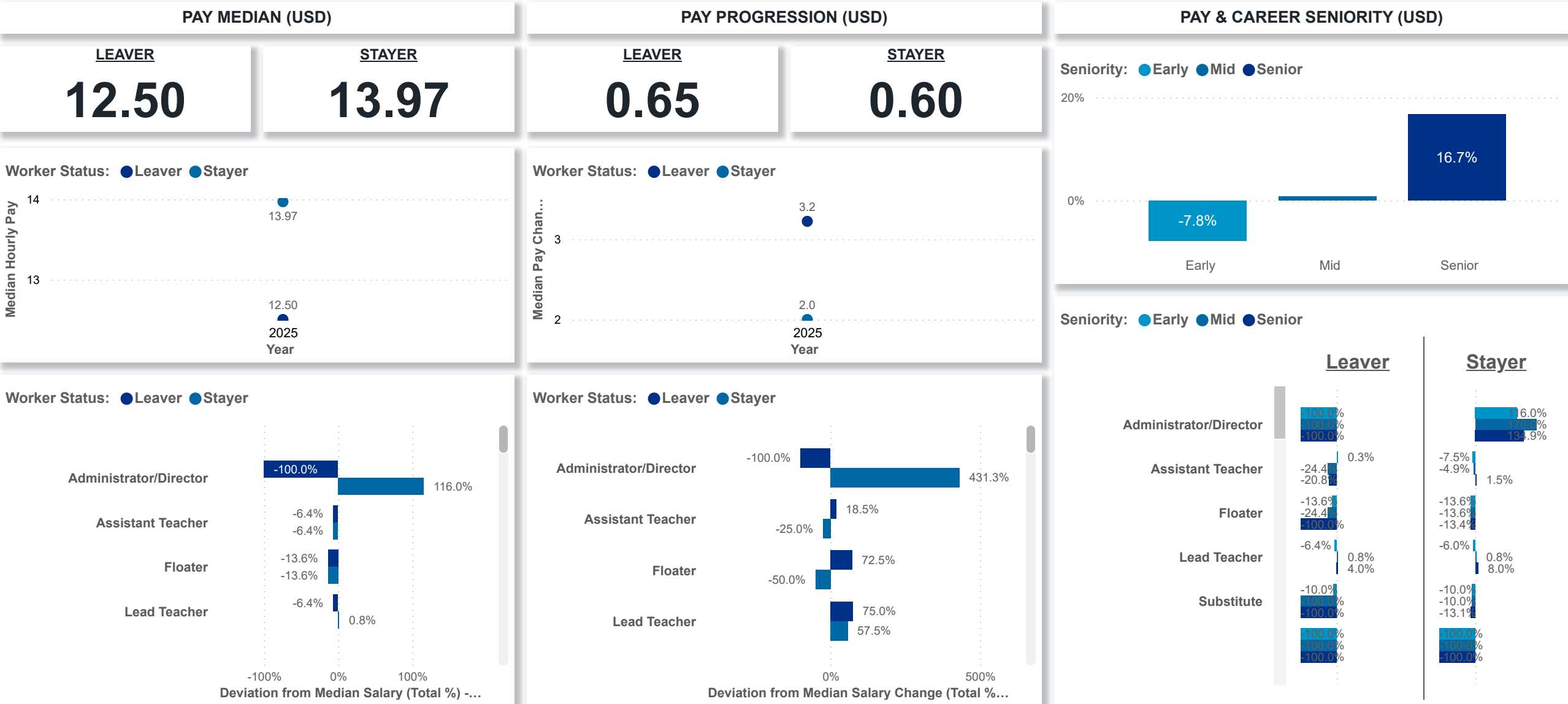
POWER Status:All

Total Duration:100.00

Beale Code:All

Student Age Group:All

POWER Levels:All





Date:	202501	Program Type:	All	Job Title:	All	Teacher Age Group:	All	Education:	All	TEACH Status:	All
	202503	Position Type:	All					Credential:	All	TEACH Models:	All
SDA>County:	SDA 7	SUTQ Rating:	All	Total Duration:	0.00	Center Type:	All	Publicly Funded:	All	POWER Status:	All
				100.00		Beale Code:	All	Student Age Group:	All	POWER Levels:	All

Workload Median (Total)

4.98

Workload Median (Leaver)

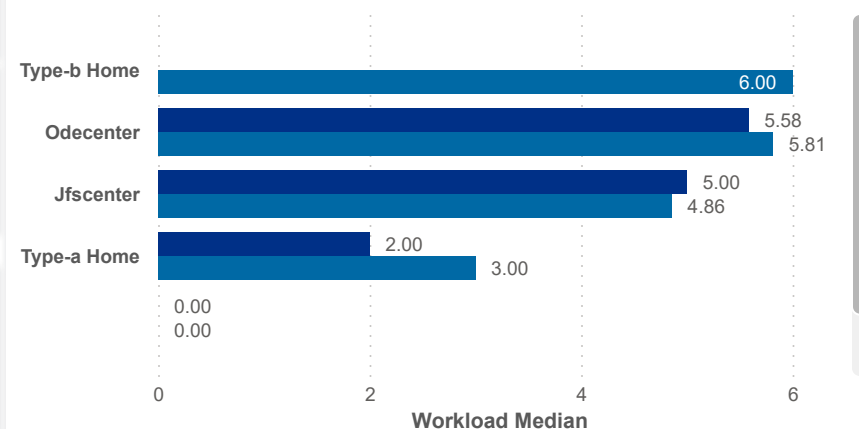
4.81

Workload Median (Stayer)

4.98

Workload Median

Worker status ● Leaver ● Stayer



Star Rating Mean (Total)

1.4

Star Rating Mean (Leaver)

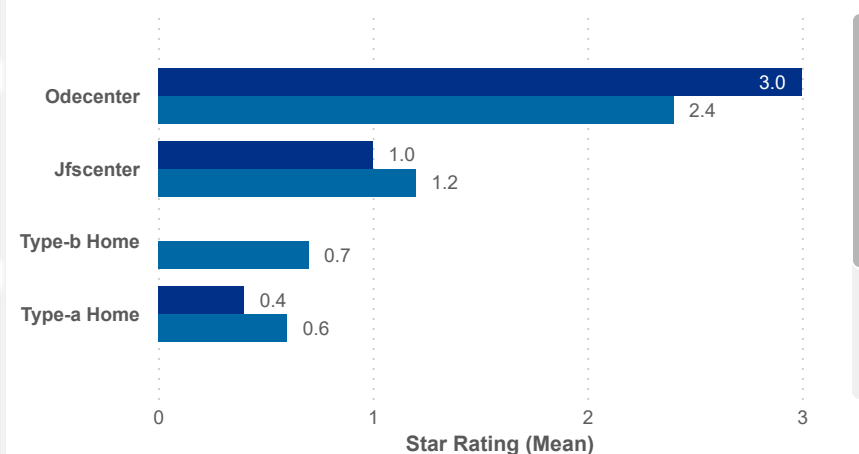
1.0

Star Rating Mean (Stayer)

1.4

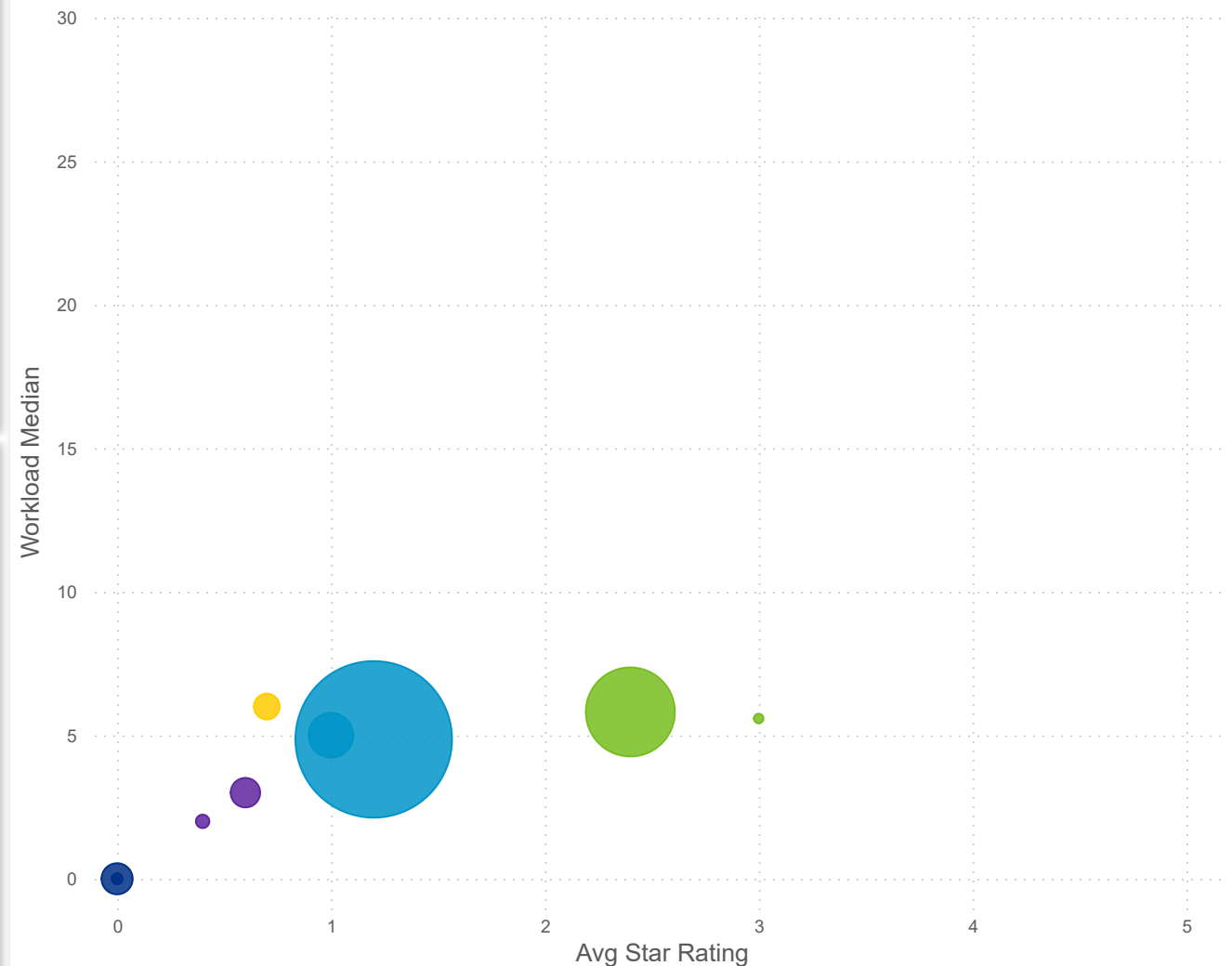
Star Rating Mean

Worker status ● Leaver ● Stayer



Star Rating Mean, Workload Median, and Number of Users by Worker Status and Center Type

Center Type: ● Day Camp ● Jfscenter ● Odecenter ● Type-a Home ● Type-b Home





Date:	202501	Program Type:	All	Job Title:	All	Teacher Age Group:	All	Education:	All	TEACH Status:	All
	202503	Position Type:	All					Credential:	All	TEACH Models:	All
SDA>County:	SDA 7	SUTQ Rating:	All	Total Duration:	0.00	Center Type:	All	Publicly Funded:	All	POWER Status:	All
				100.00		Beale Code:	All	Student Age Group:	All	POWER Levels:	All

Workload Median (Total)

4.98

Workload Median (Leaver)

4.81

Workload Median (Stayer)

4.98

Star Rating Mean (Total)

1.4

Star Rating Mean (Leaver)

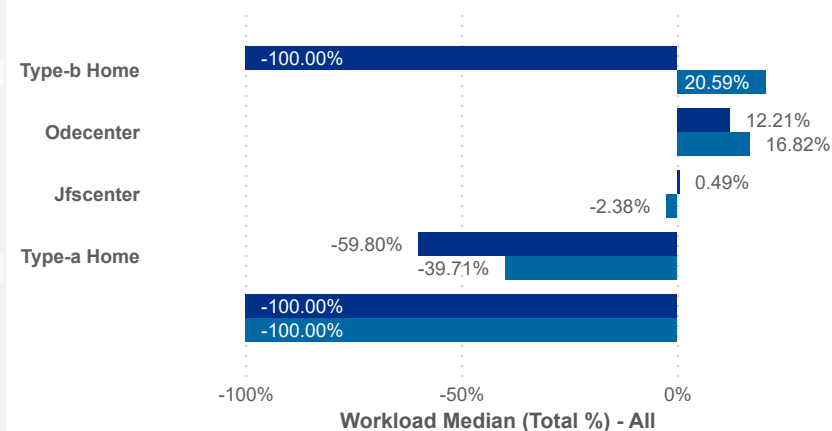
1.0

Star Rating Mean (Stayer)

1.4

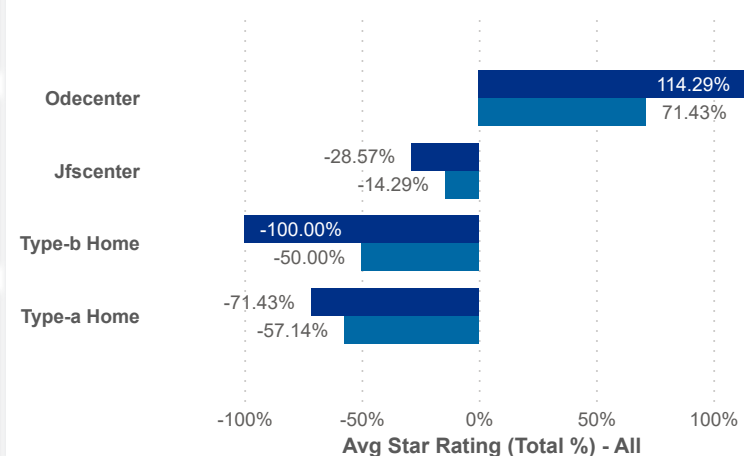
Workload Median (Total %)

Worker status ● Leaver ● Stayer



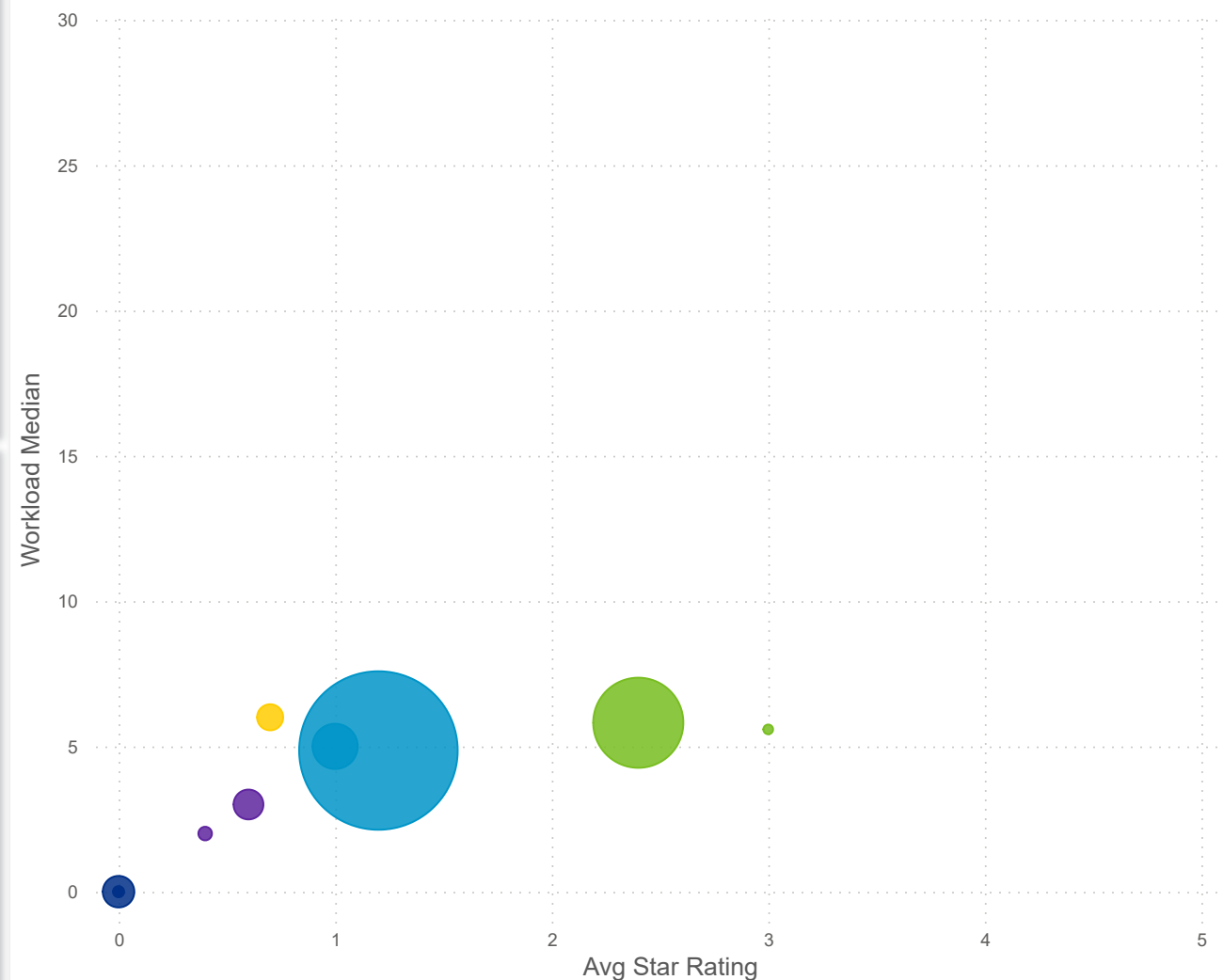
Star Rating Mean (Total %)

Worker status ● Leaver ● Stayer



Star Rating Mean, Workload Median, and Number of Users by Worker Status and Center Type

Center Type: ● Day Camp ● Jfscenter ● Odecenter ● Type-a Home ● Type-b Home





Date: 202501	Program Type: All	Job Title: All	Teacher Age Group: All	Education: All	TEACH Status: All
202503	Position Type: All			Credential: All	TEACH Models: All
SDA>County: SDA 7	SUTQ Rating: All	Total Duration: 0.00	Center Type: All	Publicly Funded: All	POWER Status: All
		100.00	Beale Code: All	Student Age Group: All	POWER Levels: All

PAY MEAN (USD)

LEAVER

13.69

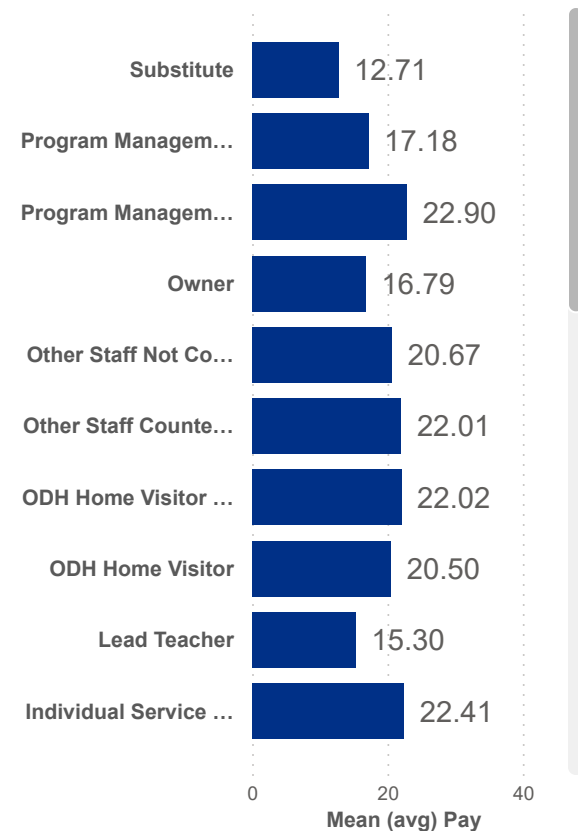
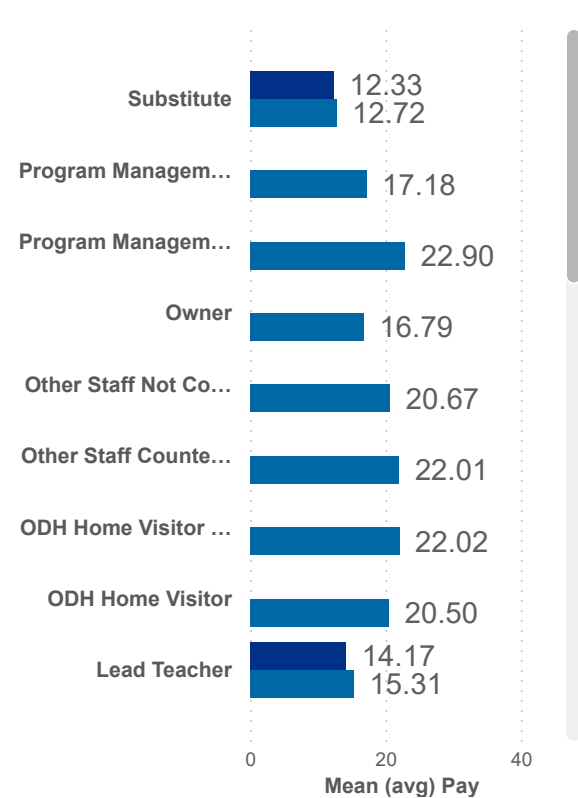
STAYER

15.28

COMBINED

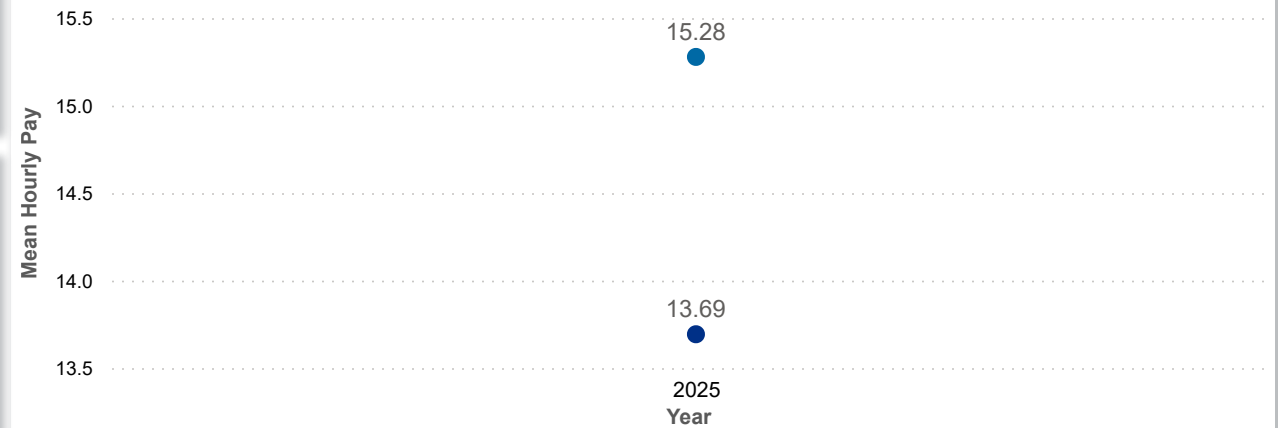
15.25

Worker ... ● Leaver ● Stayer



Salary Mean by Year and Worker Status

Worker status ● Leaver ● Stayer



Combined Salary Mean by Year and Worker Status

