



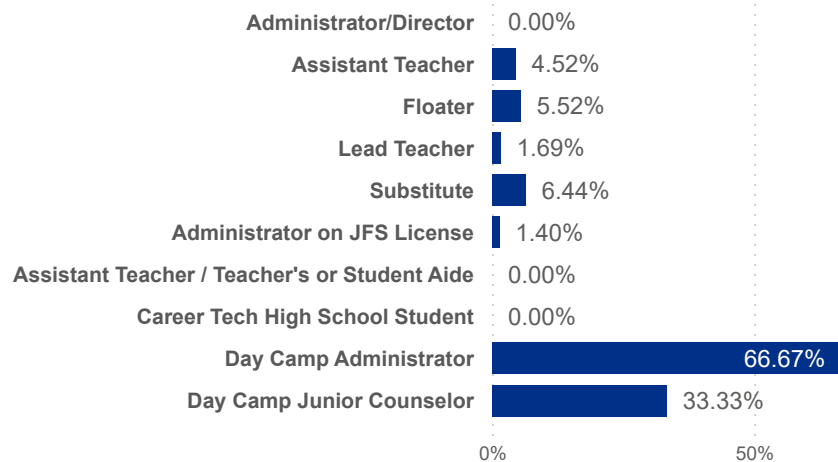
Date: Program Type: Job Title: Teacher Age Group: Education: TEACH Status:

Position Type: Credential: TEACH Models:

SDA>County: SUTQ Rating: Total Duration: Center Type: Publicly Funded: POWER Status:

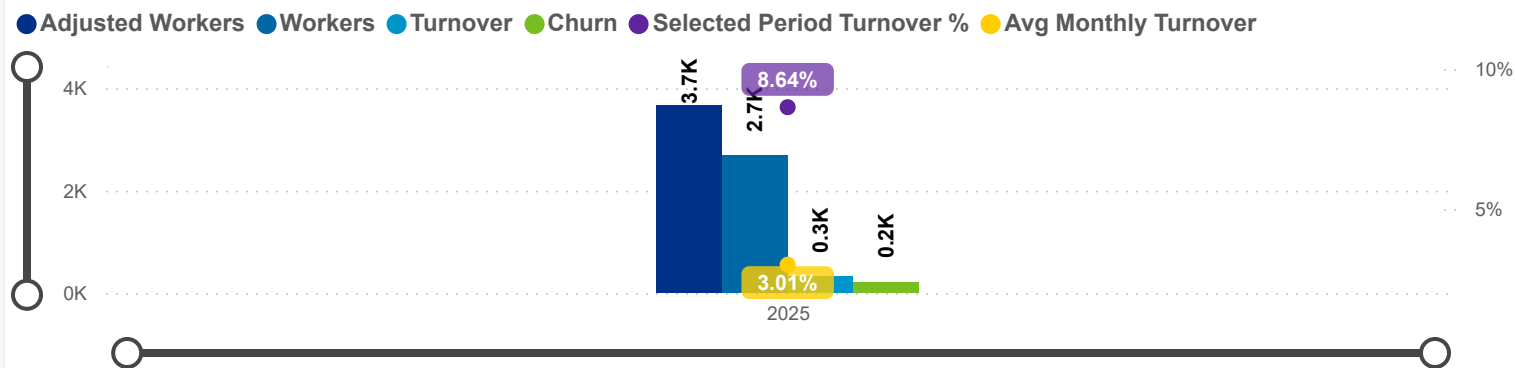
Beale Code: Student Age Group: POWER Levels:

Avg Monthly Turnover Rates by Job Title

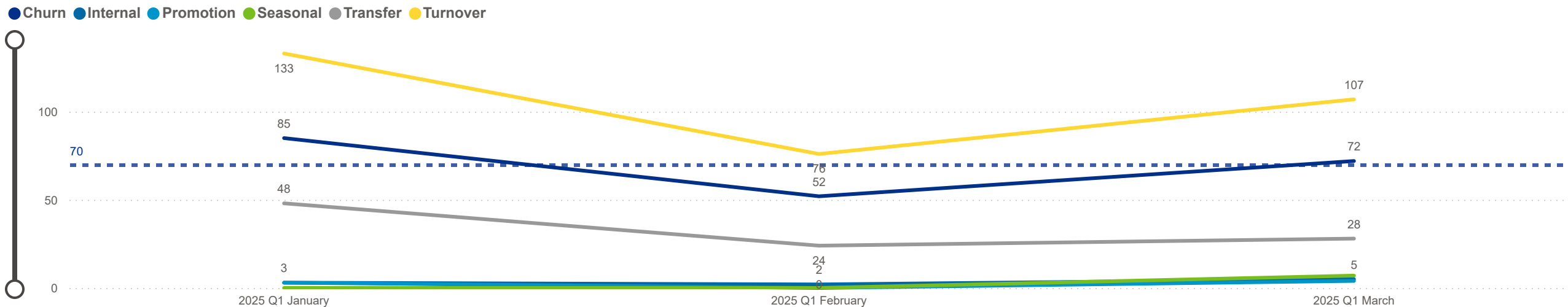


Avg Monthly Turnover	Adjusted Workers	Total Leaver	Total Stayer	Sel Period Turnover
3.01%	3,659	207	3,452	8.64%

Avg Monthly Turnover and Number of Workers



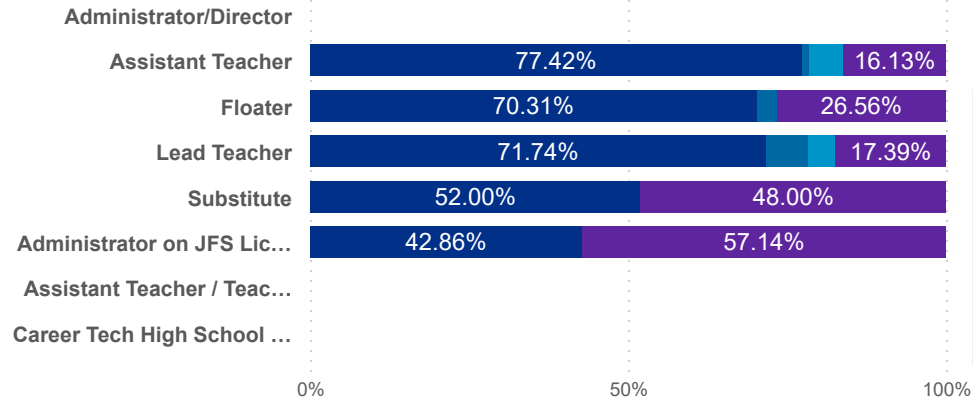
Categorization by Time Series



Date: 202501 | Program Type: All | Job Title: All | Teacher Age Group: All | Education: All | TEACH Status: All
 202503 | Position Type: All | SUTQ Rating: All | Total Duration: 0.00 | Center Type: All | Publicly Funded: All | POWER Status: All
 SDA>County: SDA 11 | Beale Code: All | Student Age Group: All | POWER Levels: All

Job Change Reasons by Job Title

● Churn ● Internal ● Promotion ● Seasonal ● Transfer



Avg Monthly Churn

1.99%

Adjusted Workers

3,659

Workload Median

4.36

Pay Median USD / hr

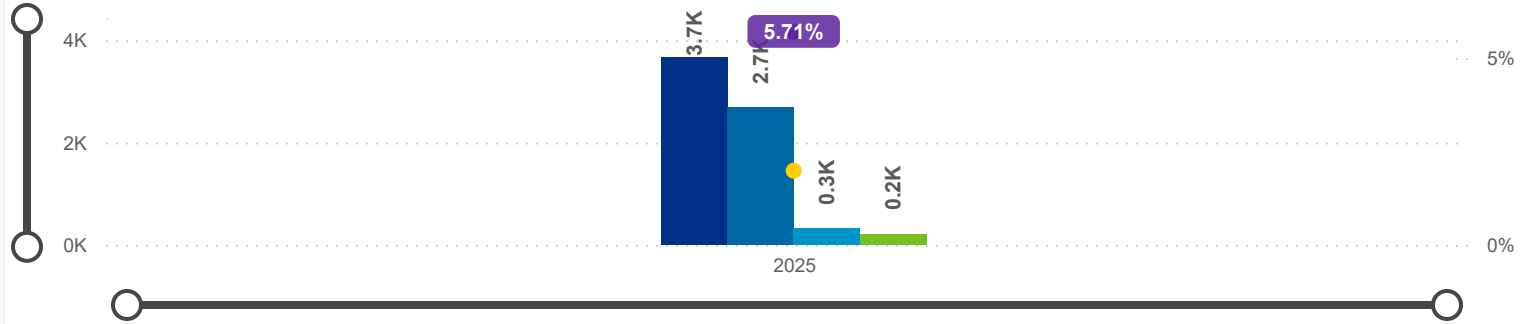
15.00

Avg ECE Duration

6.19

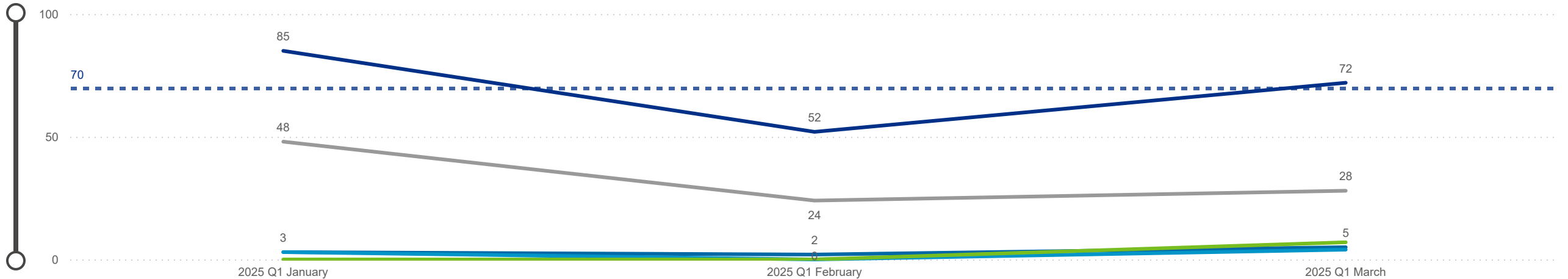
Avg Monthly Churn and Number of Workers

● Adjusted Workers ● Workers ● Turnover ● Churn ● Selected Period Churn % ● Avg Monthly Churn

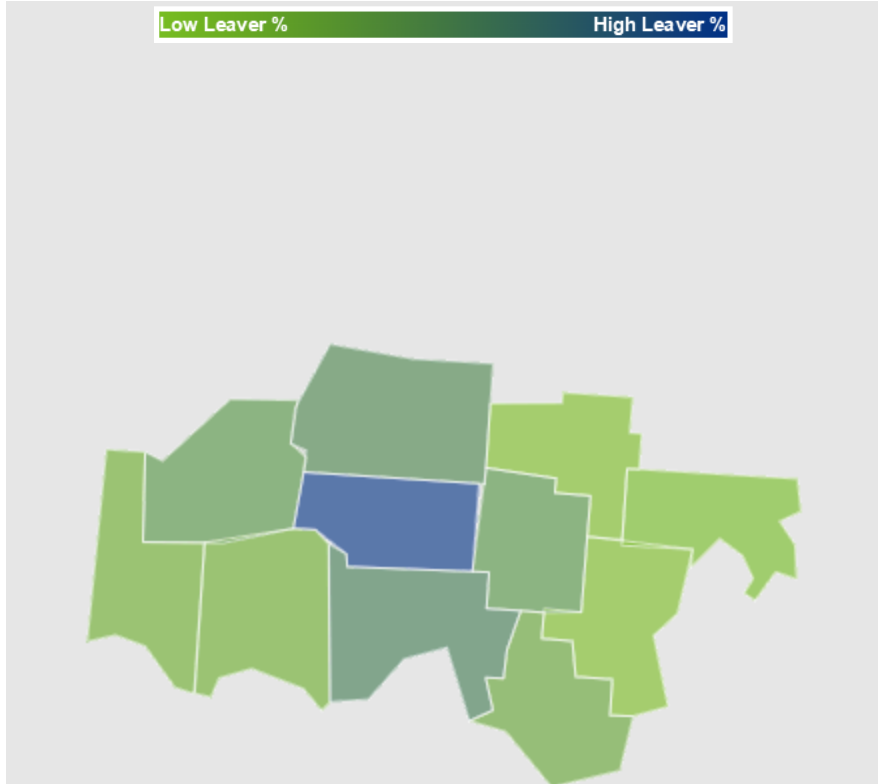


Categorization by Time Series

● Churn ● Internal ● Promotion ● Seasonal ● Transfer

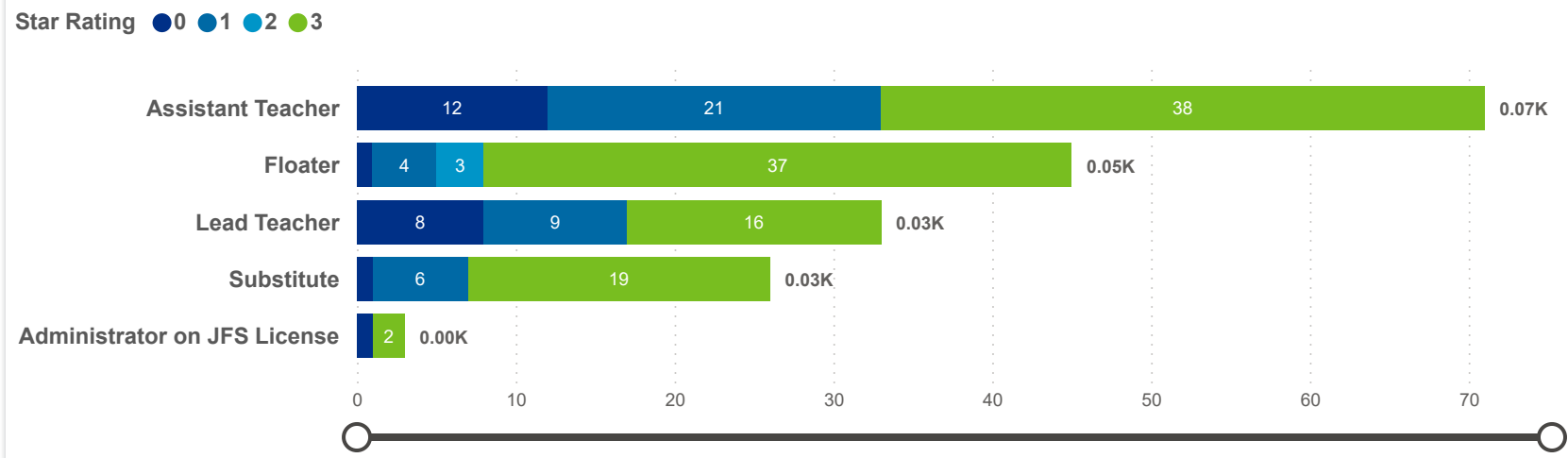


Date: 202501 | Program Type: All | Job Title: All | Teacher Age Group: All | Education: All | TEACH Status: All
 202503 | Position Type: All | SUTQ Rating: All | Total Duration: 0.00 | Center Type: All | Publicly Funded: All | POWER Status: All
 SDA>County: SDA 11 | Beale Code: All | Student Age Group: All | POWER Levels: All



ADJUSTED WORKERS	TOTAL LEAVER	TOTAL STAYER	SELECTED PERIOD CHURN %
3,659	207	3,452	5.66%

Leaver by Job Title and Star Rating



County	Adjusted Workers	Workers	Workers %	Total Leaver	Total Stayer	Selected Period Churn %	Stayer %	Avg Monthly Churn	Selected Period Turnover %	Avg Monthly Turnover	Workload Median	Avg Star Rating
Highland OH	328	242	9.02%	18	310	5.49%	94.51%	1.92%	11.59%	4.06%	3.29	2.19
Scioto OH	717	408	15.21%	55	662	7.67%	92.33%	2.77%	12.13%	4.39%	2.52	2.10
Ross OH	573	431	16.07%	39	534	6.81%	93.19%	2.46%	9.25%	3.26%	5.19	2.02
Pike OH	259	158	5.89%	35	224	13.51%	86.49%	5.07%	17.76%	6.48%	4.00	1.88
Brown OH	284	179	6.67%	9	275	3.17%	96.83%	1.11%	11.27%	3.96%	3.78	1.84
Adams OH	125	90	3.36%	4	121	3.20%	96.80%	1.10%	5.60%	1.93%	5.69	1.74
Lawrence OH	552	478	17.82%	21	531	3.80%	96.20%	1.30%	4.71%	1.61%	5.33	1.63
Meigs OH	97	80	2.98%	2	95	2.06%	97.94%	0.69%	2.06%	0.69%	5.50	1.42
Jackson OH	321	282	10.51%	18	303	5.61%	94.39%	1.88%	5.61%	1.88%	5.10	1.32
Gallia OH	307	270	10.07%	6	301	1.95%	98.05%	0.66%	2.28%	0.76%	7.00	0.98
Total	3,659	2,682	100.00%	207	3,452	5.66%	94.34%	1.99%	8.64%	3.01%	4.36	1.75

©2025 OSM ©2025 TomTom Feedback

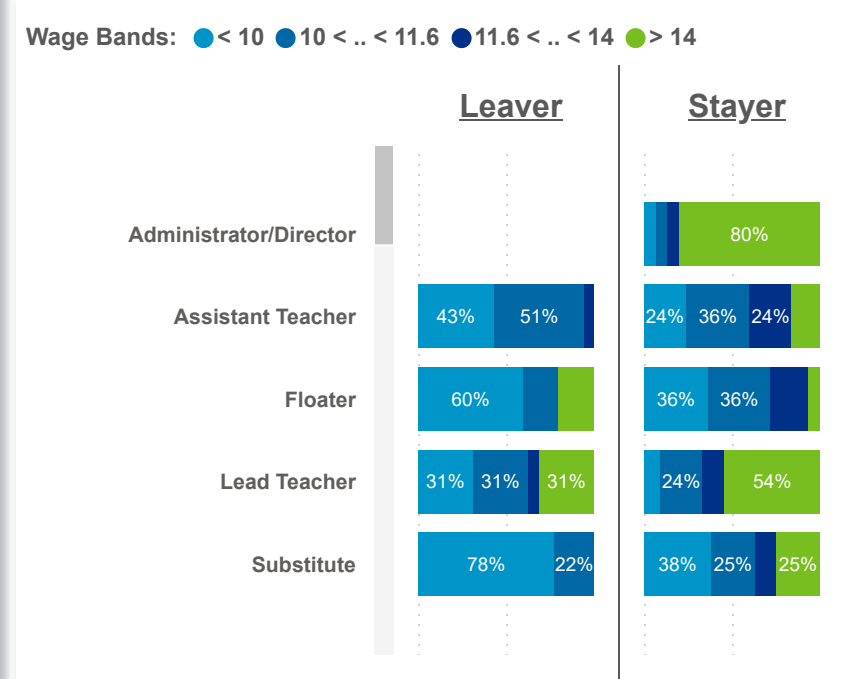
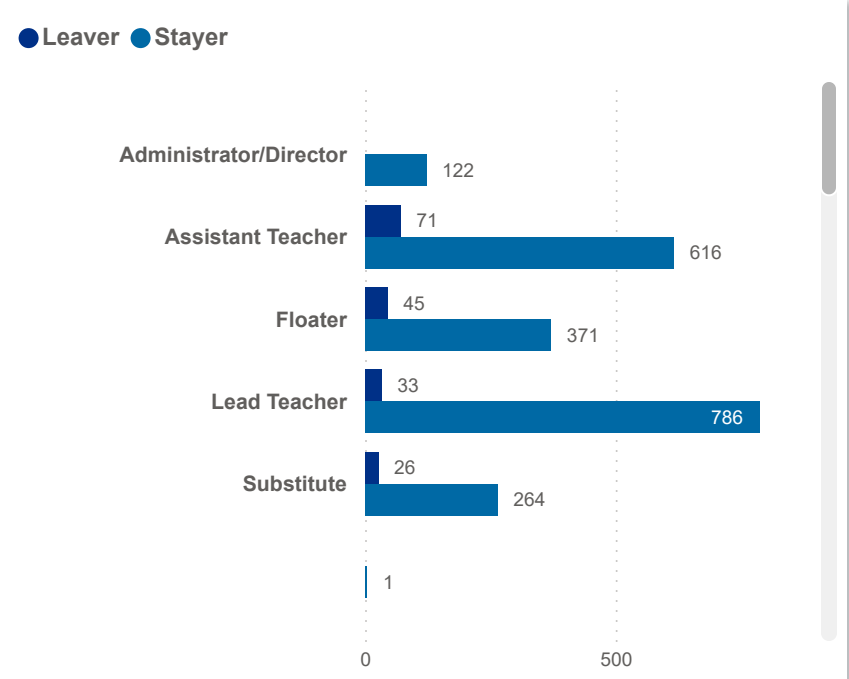
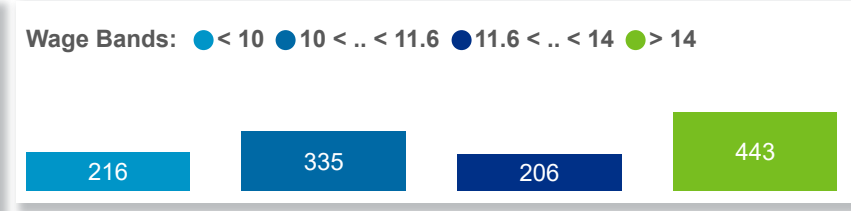
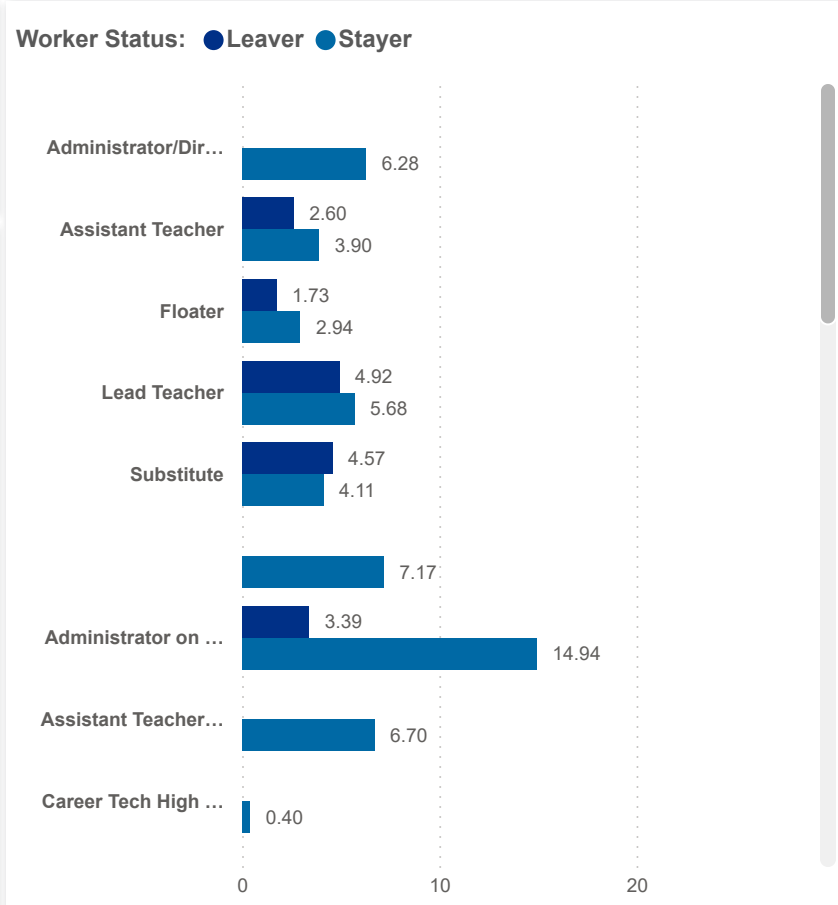
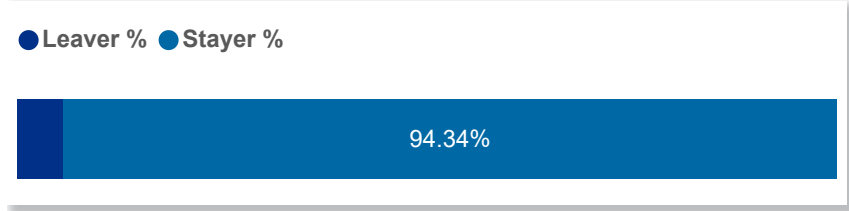


Date: 202501 | Program Type: All | Job Title: All | Teacher Age Group: All | Education: All | TEACH Status: All

202503 | Position Type: All | SUTQ Rating: All | Total Duration: 0.00 | Center Type: All | Publicly Funded: All | POWER Status: All

SDA>County: SDA 11 | Beale Code: All | Student Age Group: All | POWER Levels: All

NUMBER OF WORKERS		AVG ECE DURATION (In Years)		HOURLY WAGE BANDS (USD)	
TOTAL LEAVER	TOTAL STAYER	LEAVER	STAYER	LEAVER (Hourly Wage MED)	STAYER (Hourly Wage MED)
207	3,452	3.74	6.28	12.00	15.00





Date: Program Type:
 Job Title: Teacher Age Group: Education: TEACH Status:

Date: Position Type:
 SUTQ Rating: Total Duration: Center Type: Publicly Funded: POWER Status:

SDA>County: Beale Code: Student Age Group: POWER Levels:

NUMBER OF WORKERS

AVG ECE DURATION (In Years)

HOURLY WAGE BANDS (USD)

LEAVER

STAYER

5.66%

94.34%

LEAVER

STAYER

3.74

6.28

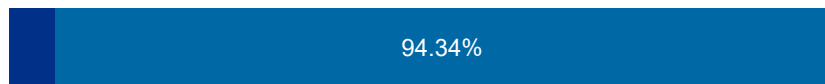
LEAVER (Hourly Wage MED)

STAYER (Hourly Wage MED)

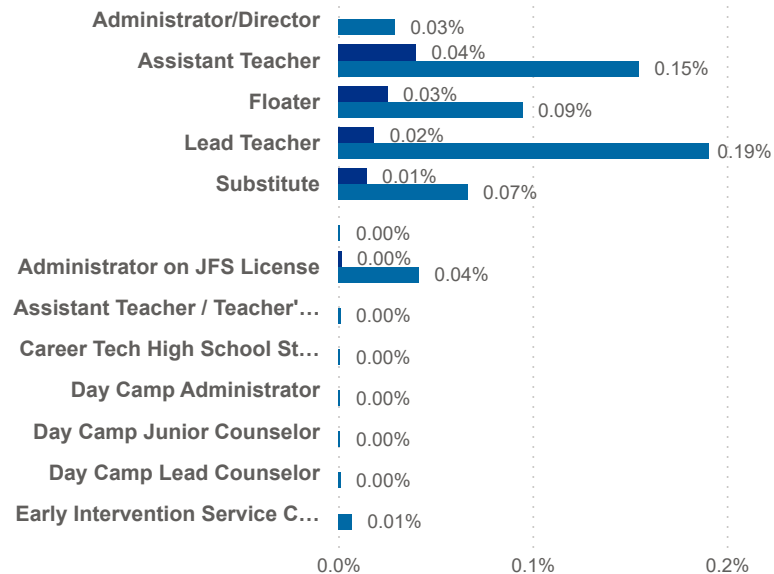
12.00

15.00

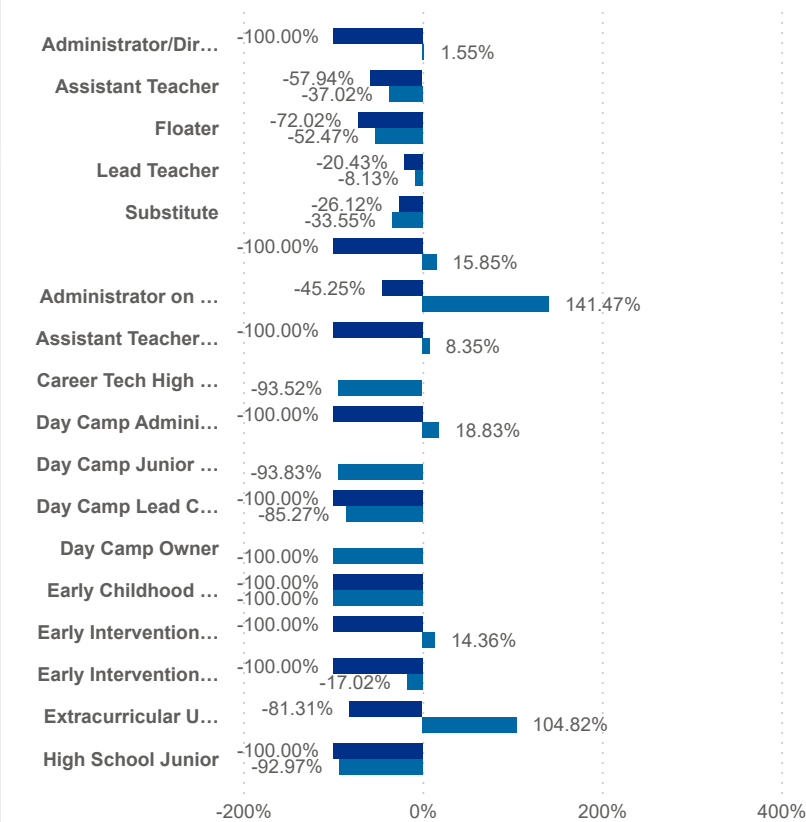
● Leaver % ● Stayer %



Worker Status: ● Leaver ● Stayer



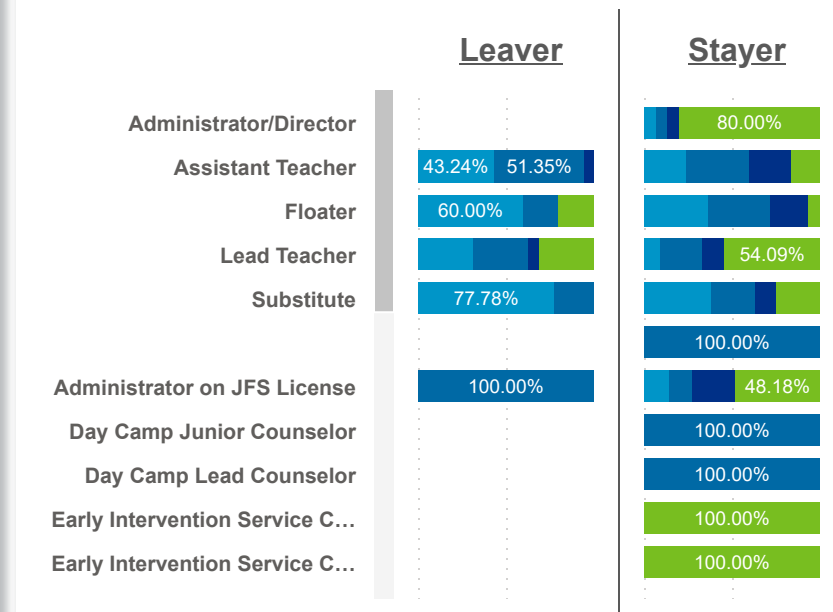
Worker Status: ● Leaver ● Stayer



Wage Bands: ● < 10 ● 10 < .. < 11.6 ● 11.6 < .. < 14 ● > 14



Wage Bands: ● < 10 ● 10 < .. < 11.6 ● 11.6 < .. < 14 ● > 14





Date: Program Type:
 Job Title: Teacher Age Group: Education: TEACH Status:

 Position Type: Credential: TEACH Models:

 SDA>County: SUTQ Rating: Total Duration: Center Type: Publicly Funded: POWER Status:

 Beale Code: Student Age Group: POWER Levels:

LEAVER (Avg Career Duration)

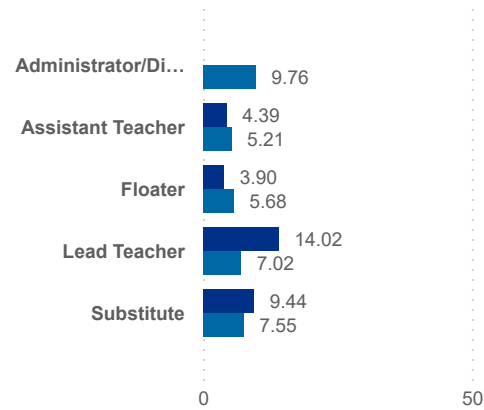
9.44

STAYER (Avg Career Duration)

12.86

Avg Career Duration by Job Title

Worker Status: ● Leaver ● Stayer



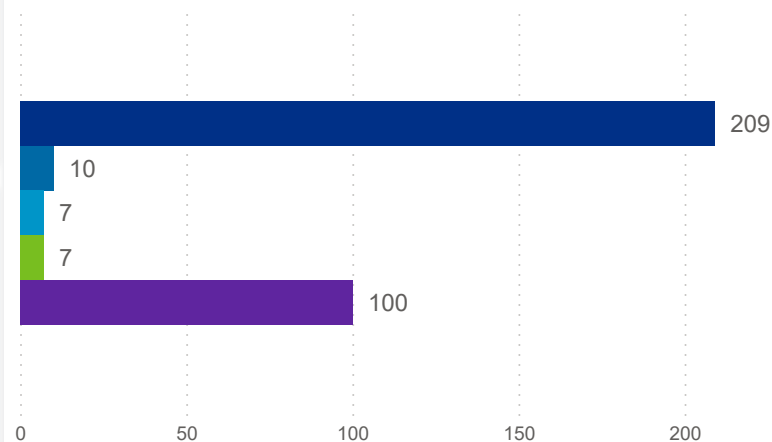
County	Job Title	Longest Serving Profile	\$ / hr	Seniority	Workload	Star Rating (Mean)
Adams	Administrator/Director	2.50		Early	5.80	3.0
Brown	Administrator/Director	2.50		Early	4.44	2.6
Gallia	Administrator/Director	2.27		Early	6.88	0.9
Highland	Administrator/Director	1.76		Early	3.81	3.0
Jackson	Administrator/Director	2.94		Early	8.68	1.0
Lawrence	Administrator/Director	2.76		Early	13.14	0.0
Meigs	Administrator/Director	1.50		Early	4.00	3.0
Pike	Administrator/Director	1.67		Early	7.33	1.5
Ross	Administrator/Director	3.08		Early	11.13	2.5
Scioto	Administrator/Director	2.04		Early	19.40	2.5

TOTAL STAYER

3,452

Turnover Reasons

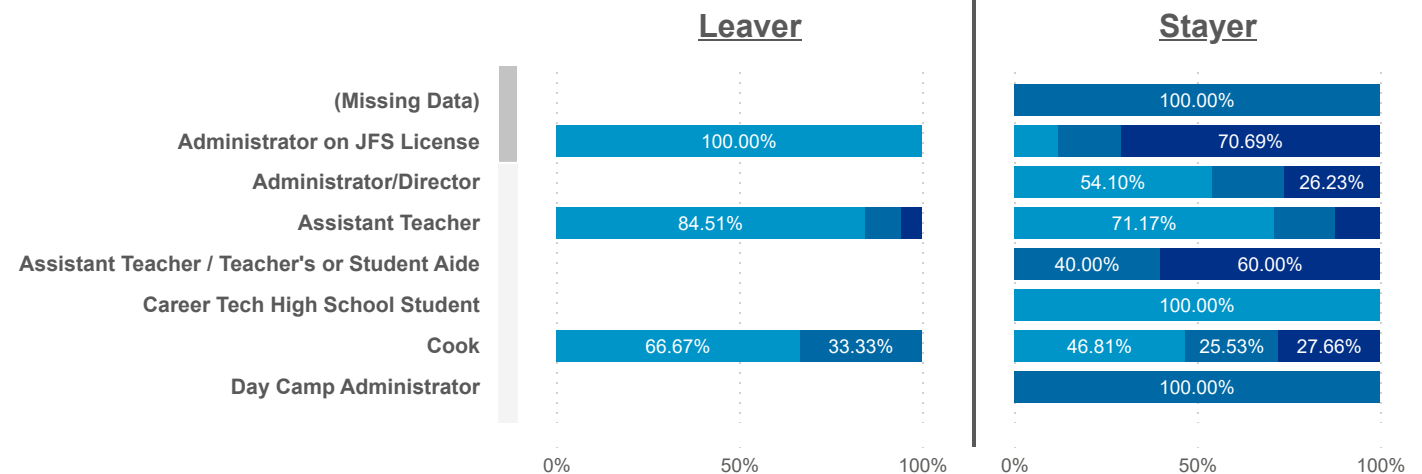
● Churn ● Internal ● Promotion ● Seasonal ● Transfer



STAYER (Promotion)

7

Seniority: ● Early ● Mid ● Senior





Date: Program Type:
 Job Title: Teacher Age Group: Education: TEACH Status:

 202503 Position Type: Credential: TEACH Models:

 SDA>County: SUTQ Rating: Total Duration: Center Type: Publicly Funded: POWER Status:

 Beale Code: Student Age Group: POWER Levels:

LEAVER (Avg Career Duration)

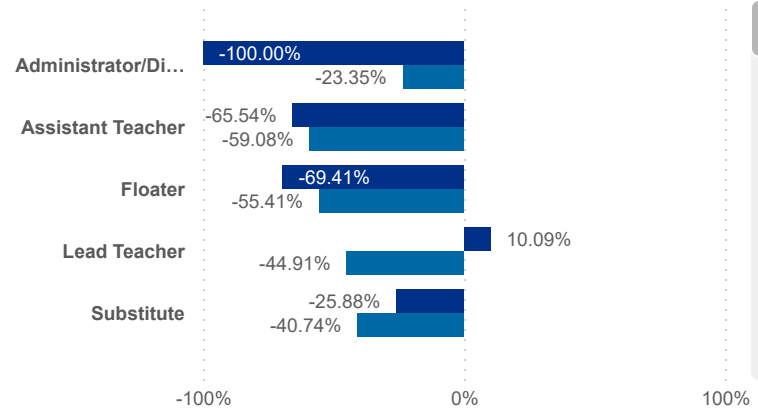
9.44

STAYER (Avg Career Duration)

12.86

Avg Career Duration by Job Title vs Mean

Worker Status: ● Leaver ● Stayer



County	Job Title	Longest Serving Profile	\$ / hr	Seniority	Workload	Star Rating (mean)
Highland	Assistant Teacher	0.01	15.00	Early	2.14	0.0
Vinton	Substitute	0.01		Early	9.33	3.0
Pike	Assistant Teacher	0.03	12.92	Early	3.22	3.0
Ross	Floater	0.03	12.00	Early	4.84	3.0
Highland	Floater	0.03		Senior	2.95	1.0
Highland	Assistant Teacher	0.04	16.45	Early	2.53	3.0
Scioto	HS Senior or Graduate <18	0.05	13.00	Early	6.00	0.0
Pike	Lead Teacher	0.06	21.21	Early	3.56	3.0
Scioto	Administrator on JFS License	0.06	10.70	Early	6.15	0.0
Lawrence	Early Intervention Service Coordinator	0.06	20.02	Early	0.00	0.0
Scioto	Floater	0.07	10.70	Earlv	6.15	0.0

TOTAL STAYER

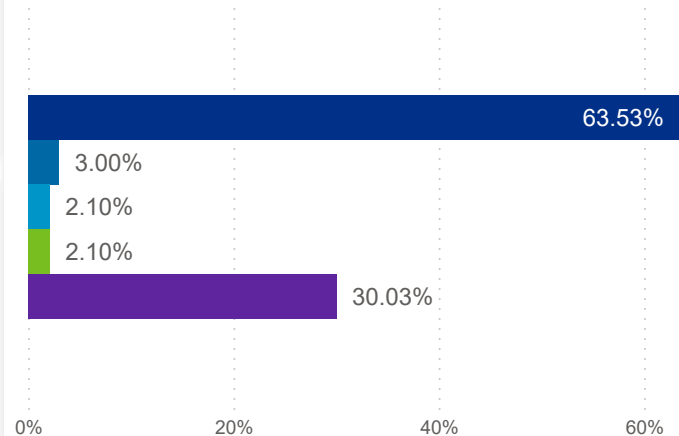
3,452

STAYER (Promotion)

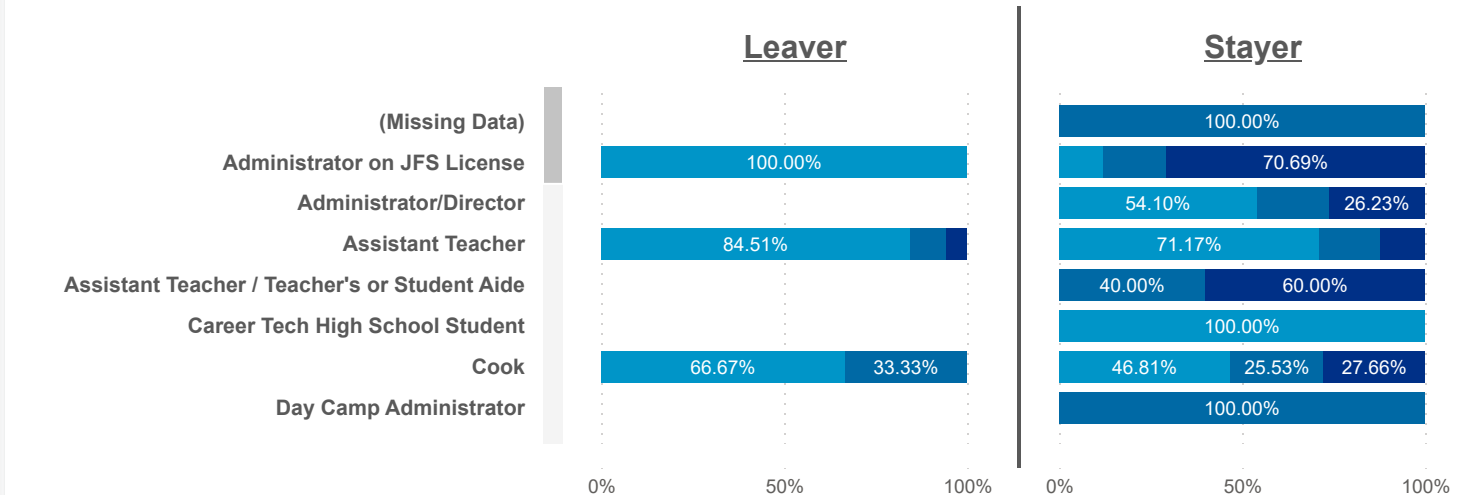
7

Turnover Reasons

● Churn ● Internal ● Promotion ● Seasonal ● Transfer



Seniority: ● Early ● Mid ● Senior





Date: Program Type:
 Job Title: Teacher Age Group: Education: TEACH Status:

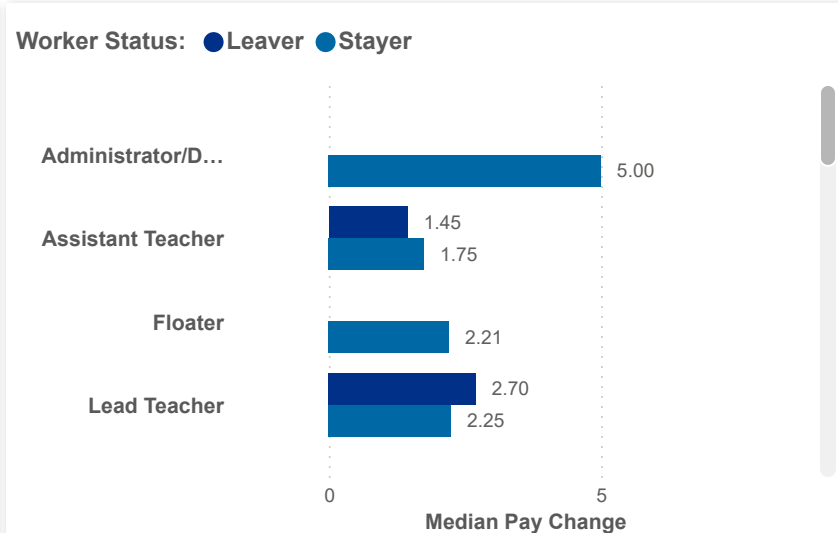
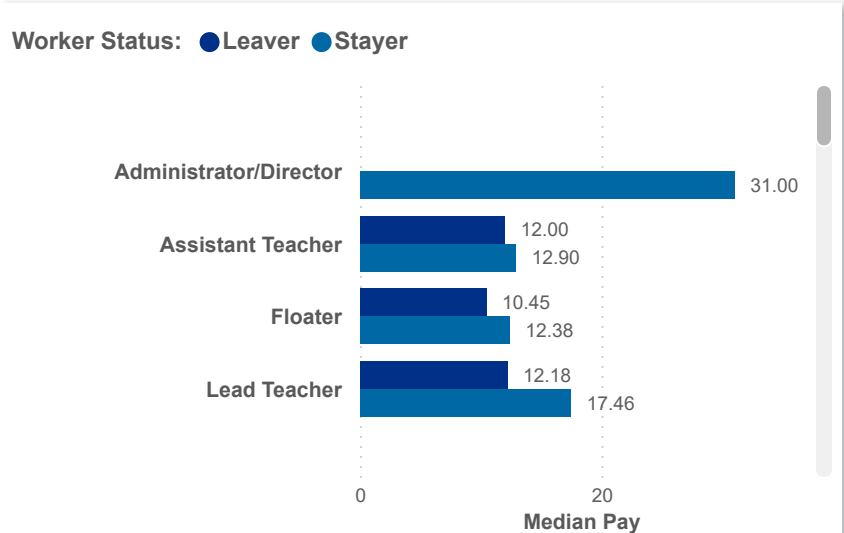
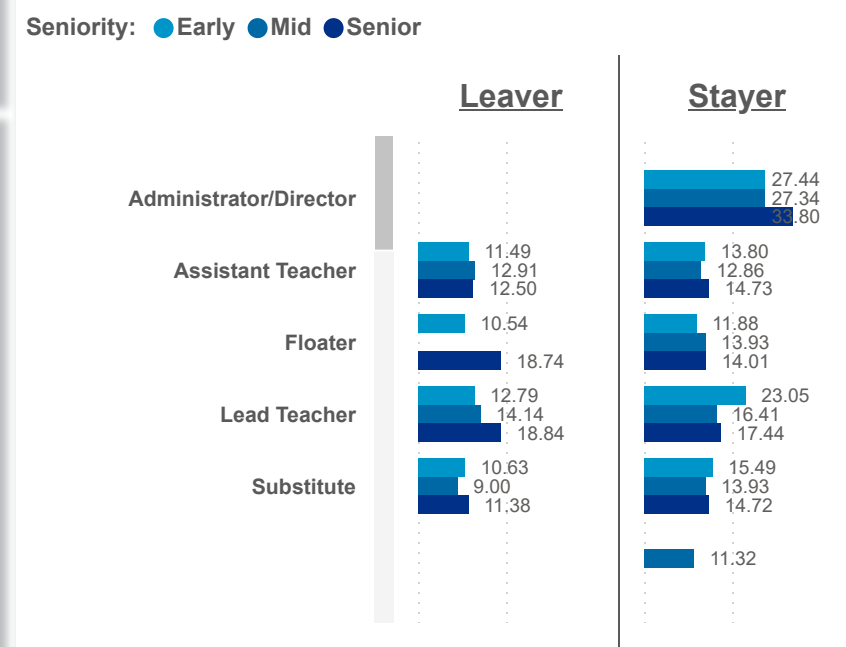
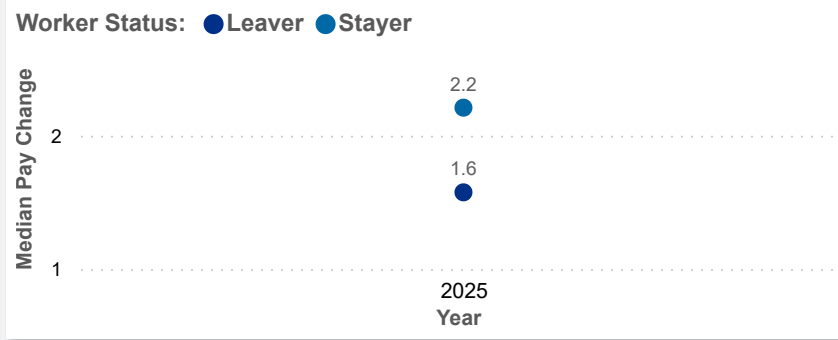
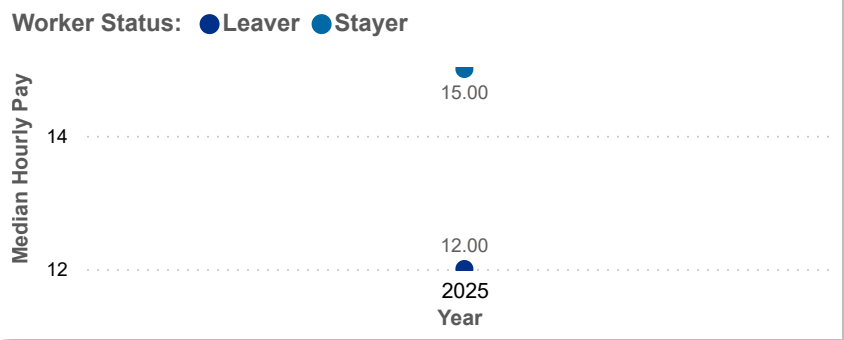
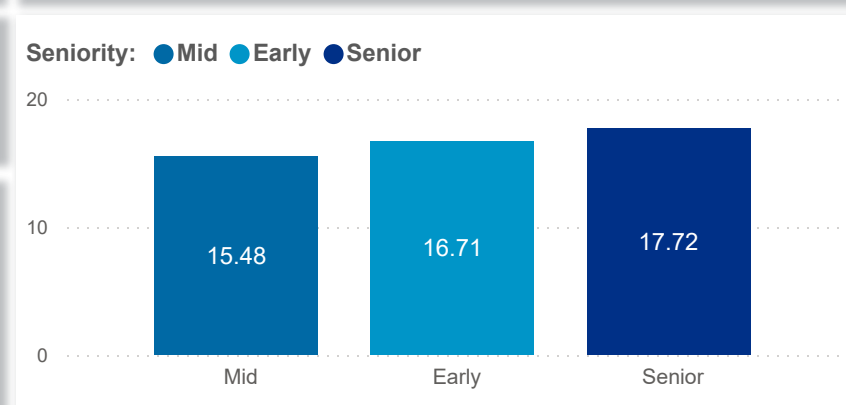
Date: Position Type:
 SUTQ Rating: Total Duration: Center Type: Publicly Funded: POWER Status:

SDA>County:
 Total Duration: Beale Code: Student Age Group: POWER Levels:

PAY MEDIAN (USD)

PAY PROGRESSION (USD)

PAY & CAREER SENIORITY (USD)





Date: 202501 | Program Type: All | Job Title: All | Teacher Age Group: All | Education: All | TEACH Status: All
 202503 | Position Type: All | SUTQ Rating: All | Total Duration: 0.00 | Center Type: All | Publicly Funded: All | TEACH Models: All
 SDA>County: SDA 11 | Beale Code: All | Student Age Group: All | POWER Status: All | POWER Levels: All

PAY MEDIAN (USD)

PAY PROGRESSION (USD)

PAY & CAREER SENIORITY (USD)

LEAVER
12.00

STAYER
15.00

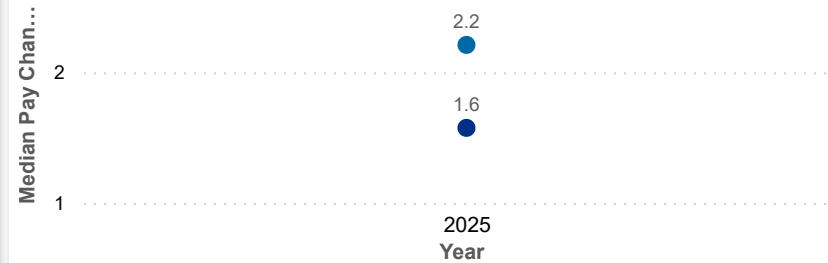
LEAVER
0.47

STAYER
0.51

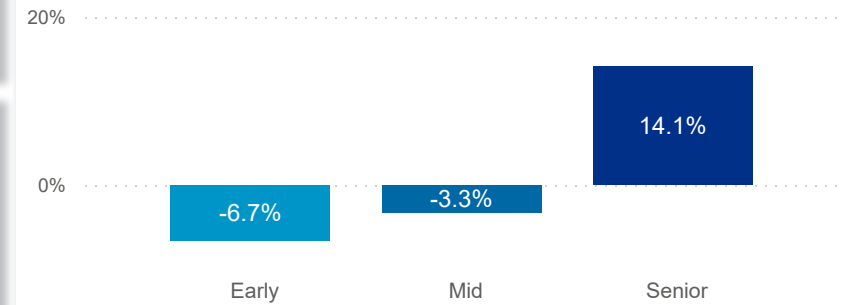
Worker Status: ● Leaver ● Stayer



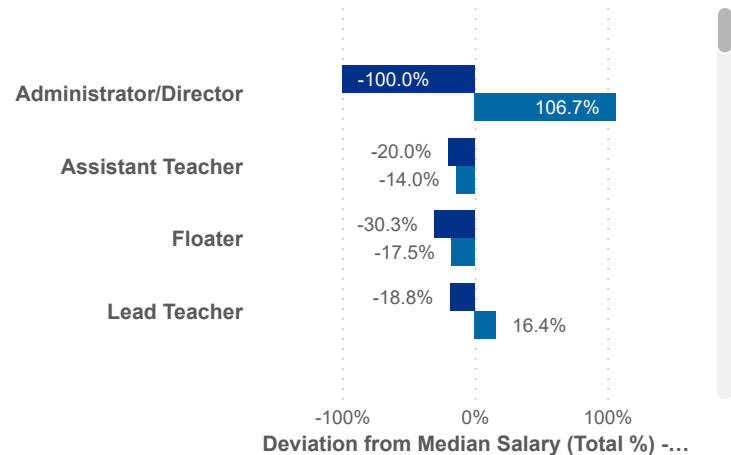
Worker Status: ● Leaver ● Stayer



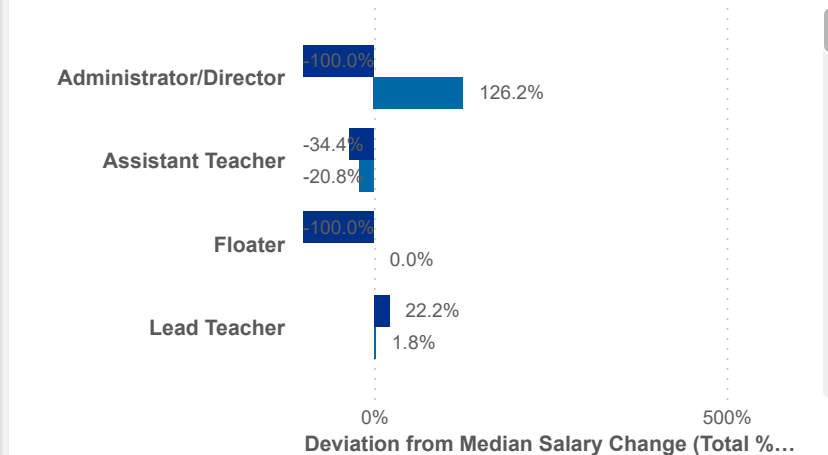
Seniority: ● Early ● Mid ● Senior



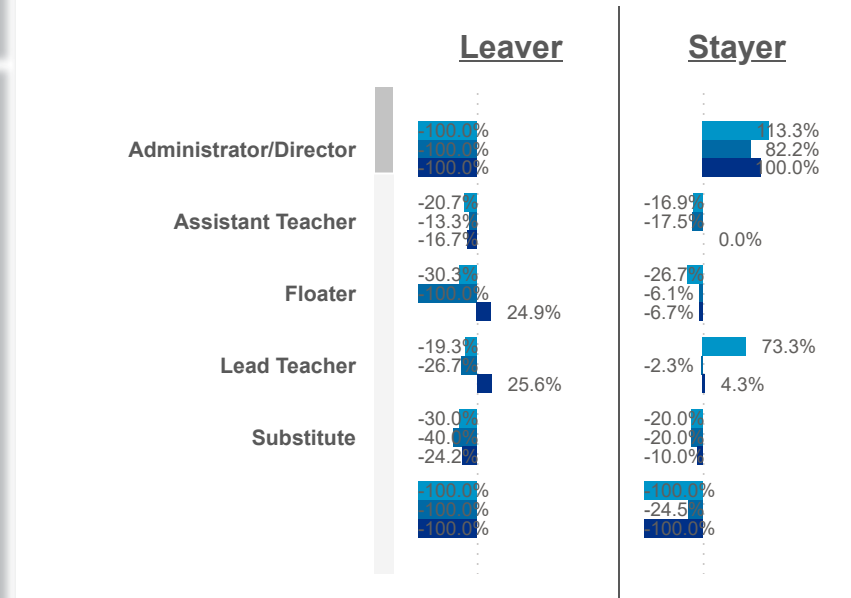
Worker Status: ● Leaver ● Stayer



Worker Status: ● Leaver ● Stayer



Seniority: ● Early ● Mid ● Senior





Date: Program Type:
 Job Title: Teacher Age Group: Education: TEACH Status:

Date: Position Type:
 SUTQ Rating: Total Duration: Center Type: Publicly Funded: POWER Status:

SDA>County: Beale Code: Student Age Group: POWER Levels:

Workload Median (Total)

4.36

Workload Median (Leaver)

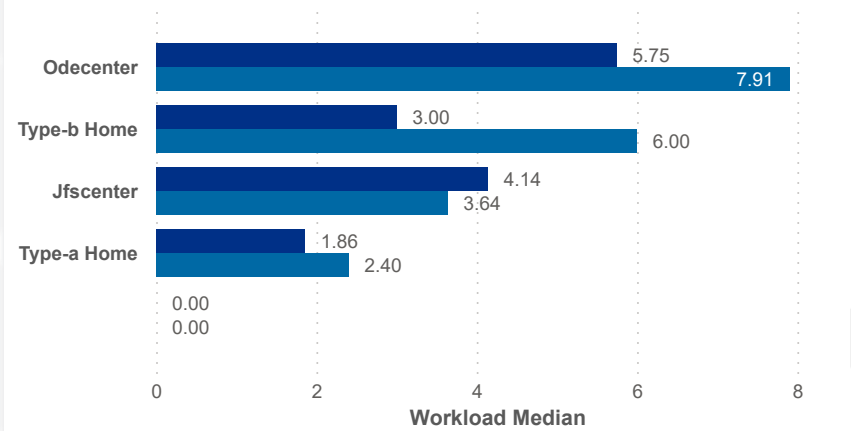
4.14

Workload Median (Stayer)

4.38

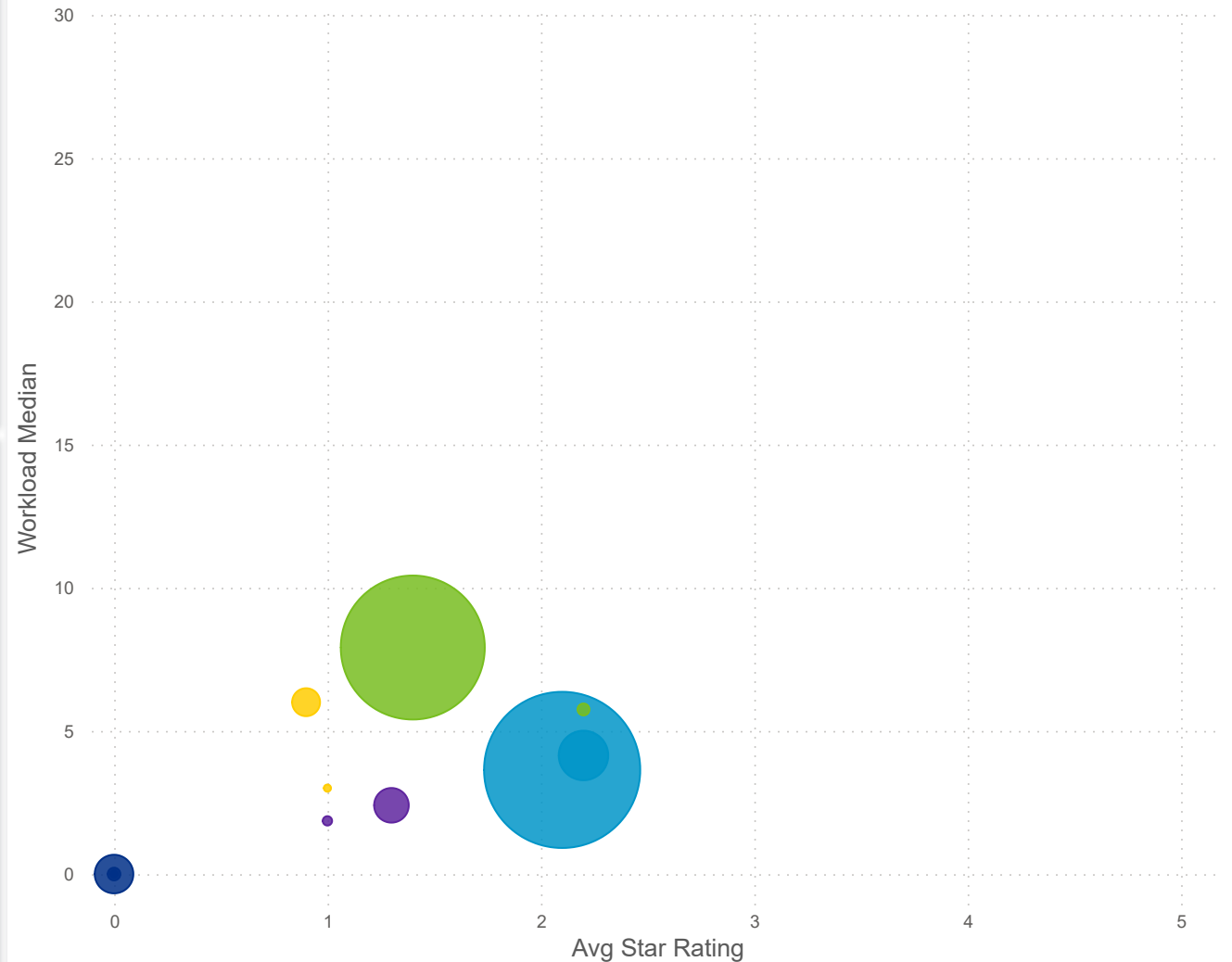
Workload Median

Worker status ● Leaver ● Stayer



Star Rating Mean, Workload Median, and Number of Users by Worker Status and Center Type

Center Type: ● Day Camp ● Jfscenter ● Odecenter ● Type-a Home ● Type-b Home



Star Rating Mean (Total)

1.7

Star Rating Mean (Leaver)

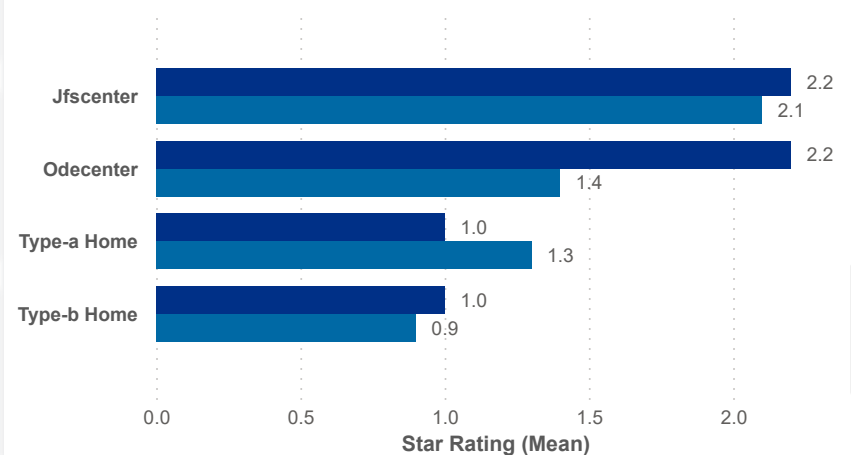
2.2

Star Rating Mean (Stayer)

1.7

Star Rating Mean

Worker status ● Leaver ● Stayer





Date: Program Type:
 Job Title: Teacher Age Group: Education: TEACH Status:

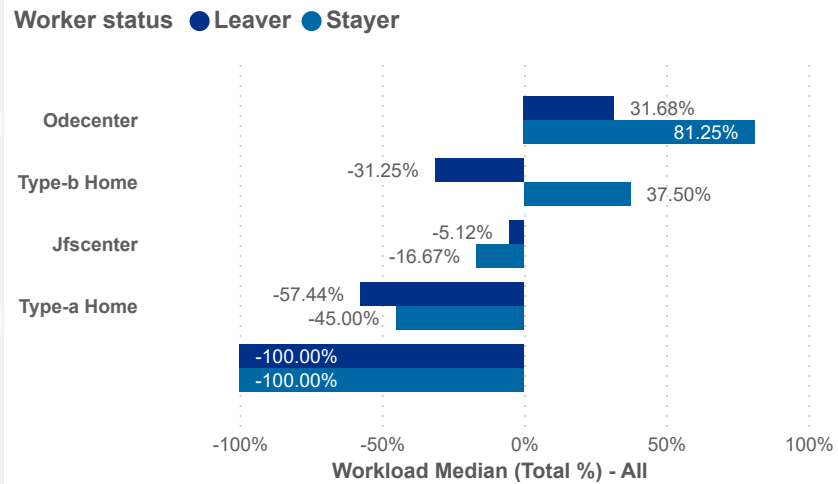
Date: Position Type:
 SUTQ Rating: Total Duration: Center Type: Publicly Funded: POWER Status:

SDA>County: Beale Code: Student Age Group: POWER Levels:

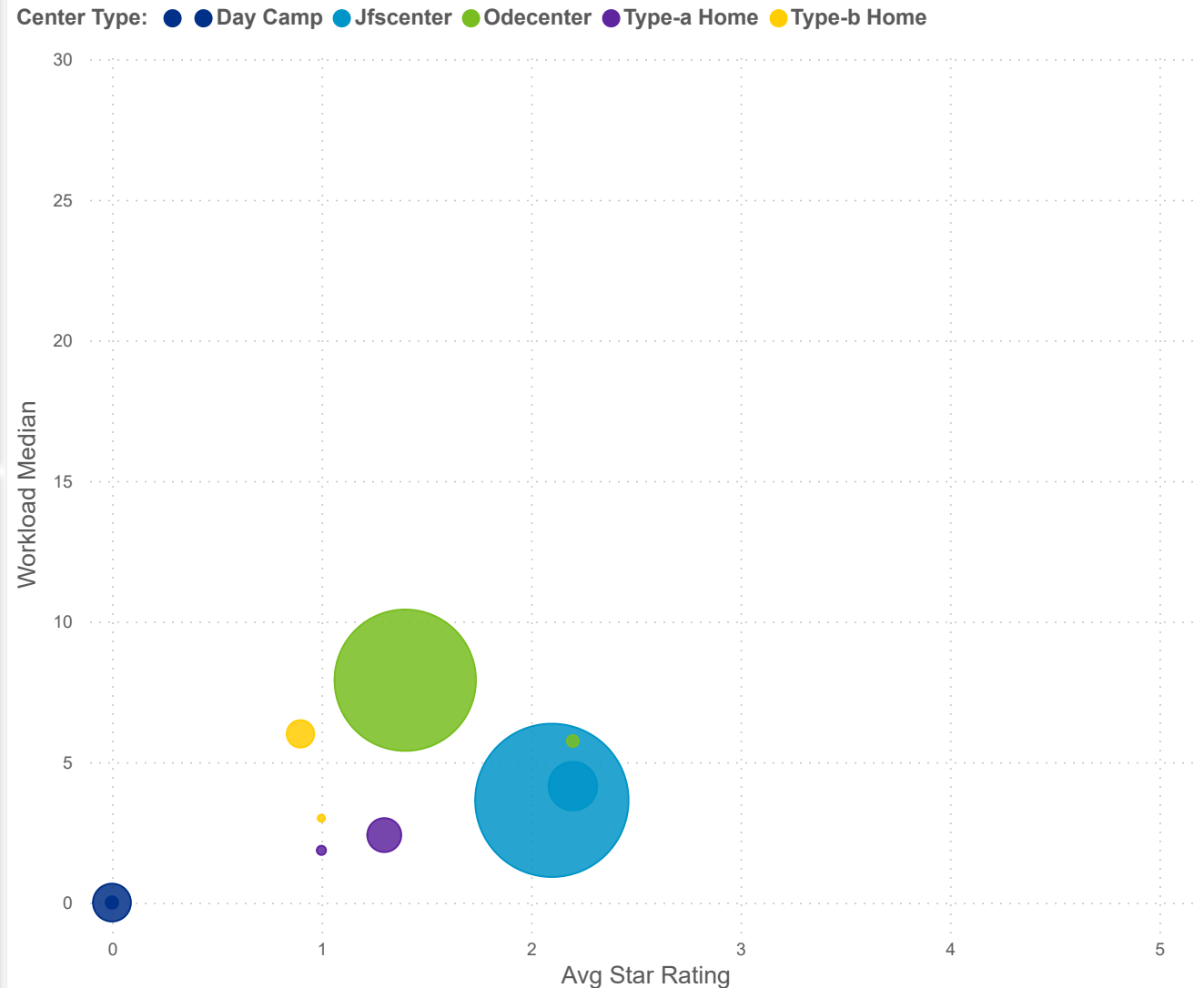
Workload Median (Total)

4.36

Workload Median (Total %)



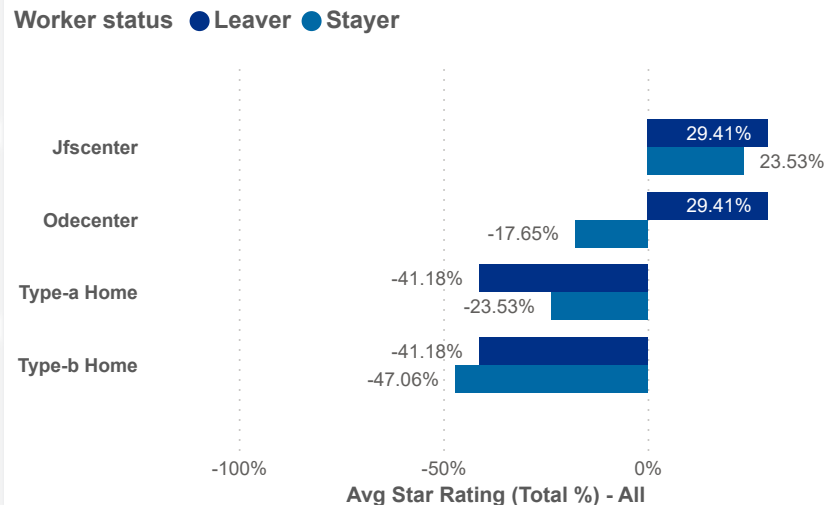
Star Rating Mean, Workload Median, and Number of Users by Worker Status and Center Type



Workload Median (Leaver)

4.14

Star Rating Mean (Total %)



Workload Median (Stayer)

4.38

Star Rating Mean (Total)

1.7

Star Rating Mean (Leaver)

2.2

Star Rating Mean (Stayer)

1.7



Date: Program Type: Job Title: Teacher Age Group: Education: TEACH Status:

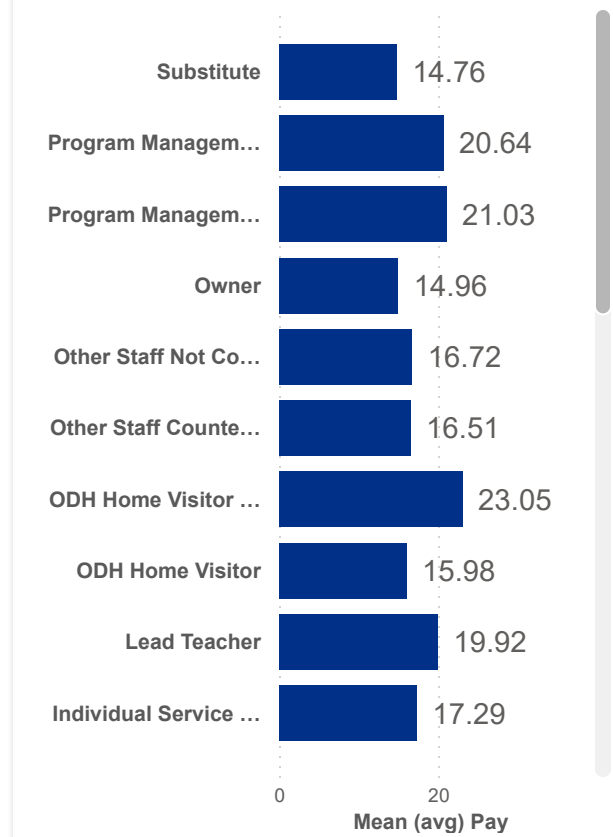
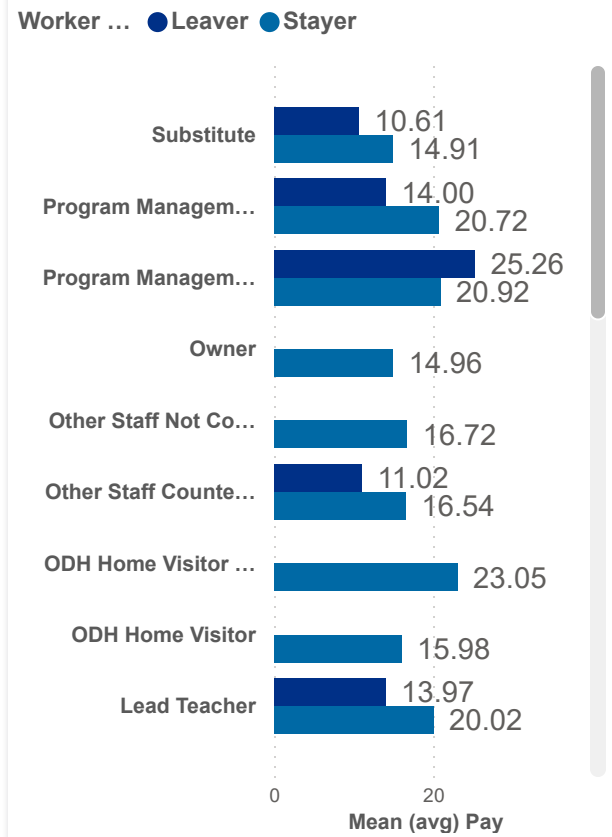
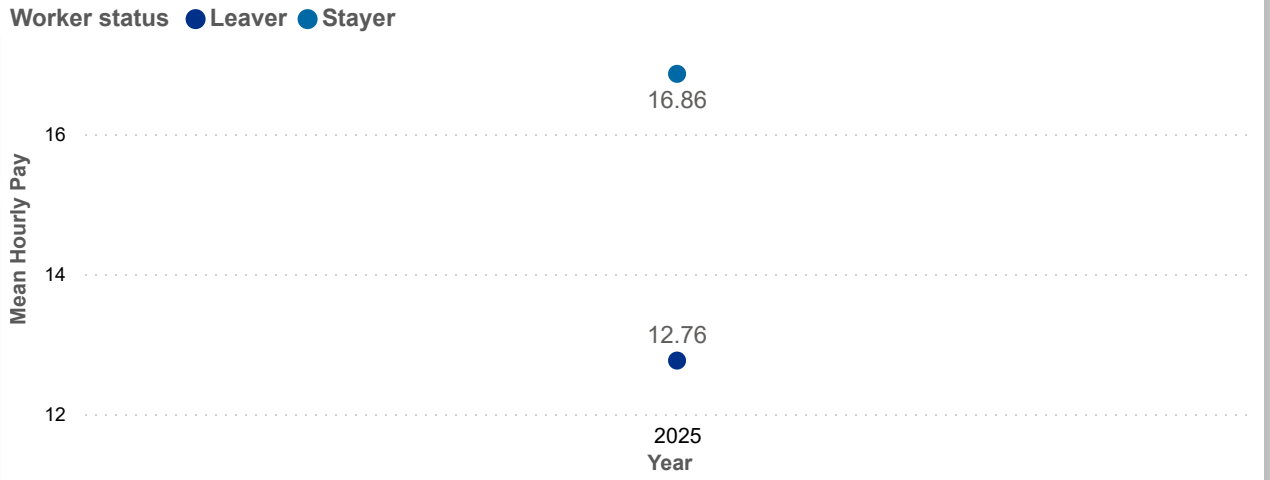
Position Type: SUTQ Rating: Total Duration: Center Type: Publicly Funded: POWER Status:

SDA>County: Beale Code: Student Age Group: POWER Levels:

PAY MEAN (USD)

LEAVER	STAYER	COMBINED
12.76	16.86	16.79

Salary Mean by Year and Worker Status



Combined Salary Mean by Year and Worker Status

