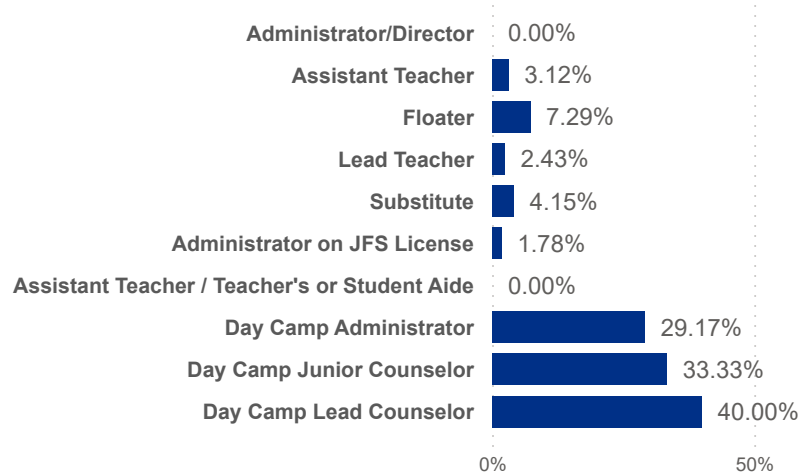




Date: Program Type: Job Title: Teacher Age Group: Education: TEACH Status:
 Position Type: SUTQ Rating: Total Duration: Center Type: Publicly Funded: POWER Status:
 SDA>County: Beale Code: Student Age Group: POWER Levels:

Avg Monthly Turnover Rates by Job Title



Avg Monthly Turnover

2.90%

Adjusted Workers

3,521

Total Leaver

168

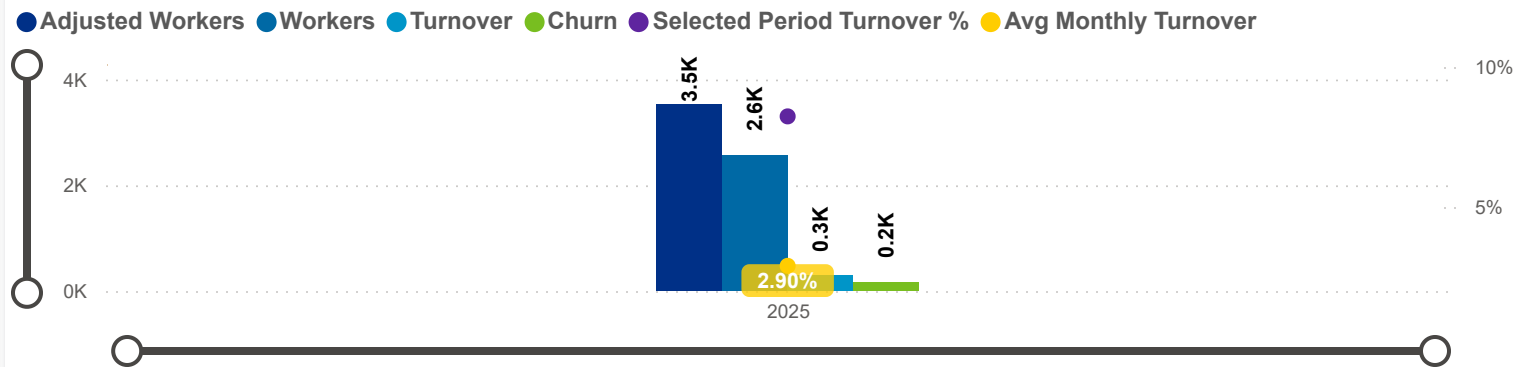
Total Stayer

3,353

Sel Period Turnover

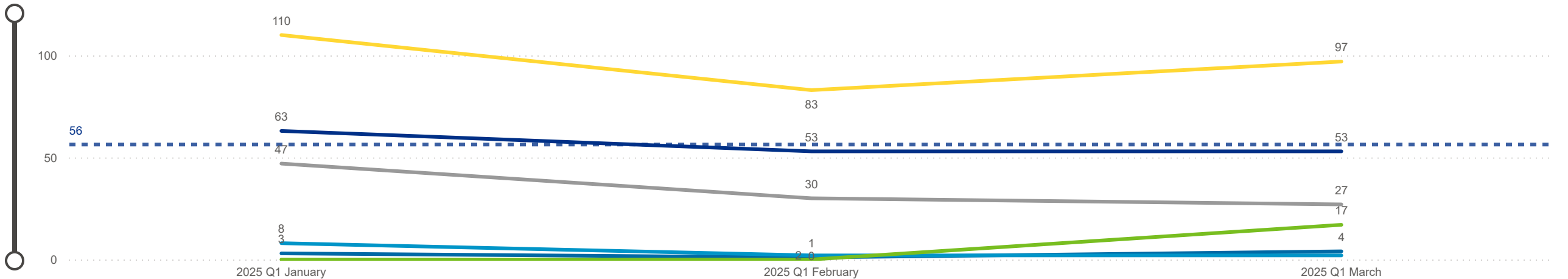
8.24%

Avg Monthly Turnover and Number of Workers



Categorization by Time Series

Churn Internal Promotion Seasonal Transfer Turnover

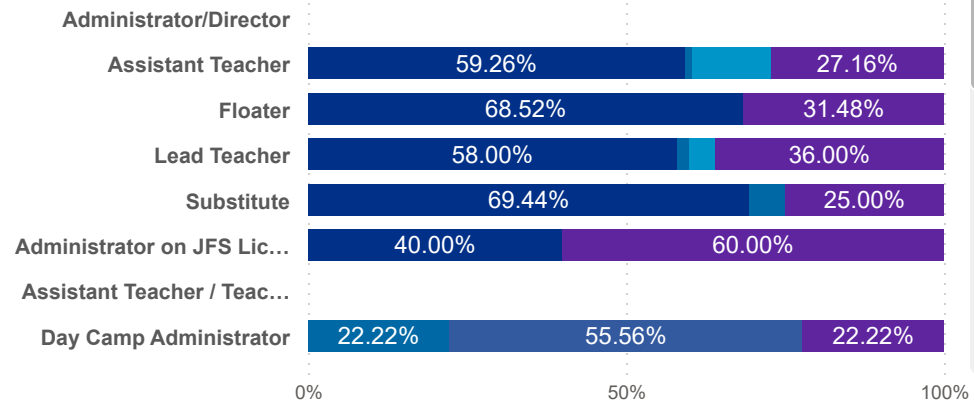




Date: Program Type: Job Title: Teacher Age Group: Education: TEACH Status:
 Position Type: SUTQ Rating: Total Duration: Center Type: Publicly Funded: POWER Status:
 SDA>County: Beale Code: Student Age Group: POWER Levels:

Job Change Reasons by Job Title

● Churn ● Internal ● Promotion ● Seasonal ● Transfer



Avg Monthly Churn

1.69%

Adjusted Workers

3,521

Workload Median

4.24

Pay Median USD / hr

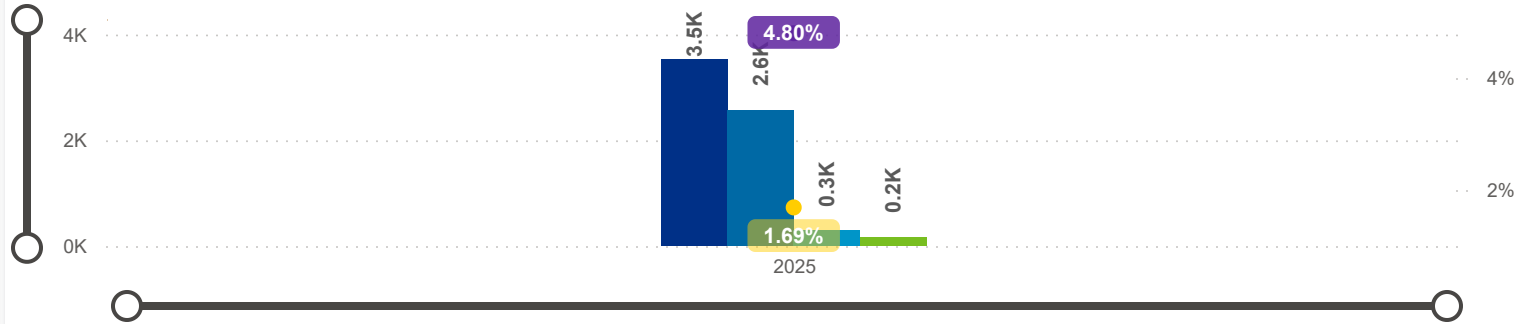
14.55

Avg ECE Duration

5.58

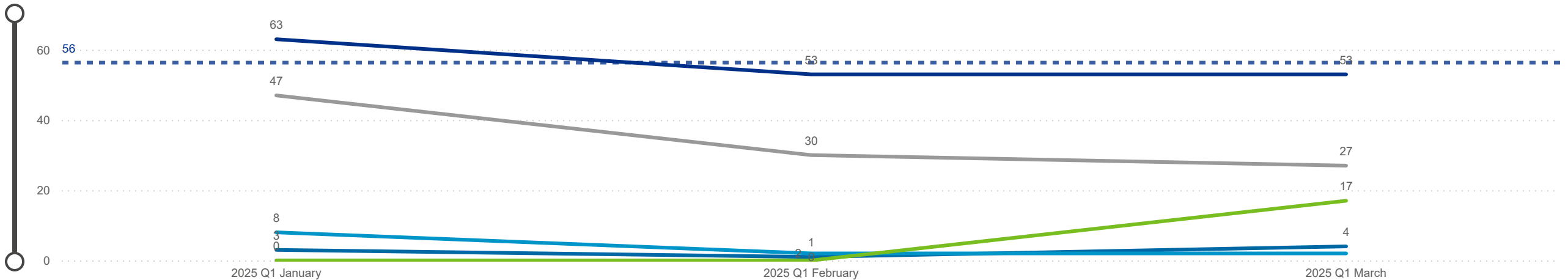
Avg Monthly Churn and Number of Workers

● Adjusted Workers ● Workers ● Turnover ● Churn ● Selected Period Churn % ● Avg Monthly Churn



Categorization by Time Series

● Churn ● Internal ● Promotion ● Seasonal ● Transfer



Date: 202501 | Program Type: All | Job Title: All | Teacher Age Group: All | Education: All | TEACH Status: All
 202503 | Position Type: All | SUTQ Rating: All | Total Duration: 0.00 | Center Type: All | Publicly Funded: All | POWER Status: All
 SDA>County: SDA 10 | Beale Code: All | Student Age Group: All | POWER Levels: All

Low Leaver % | High Leaver %

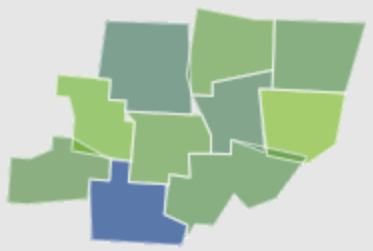
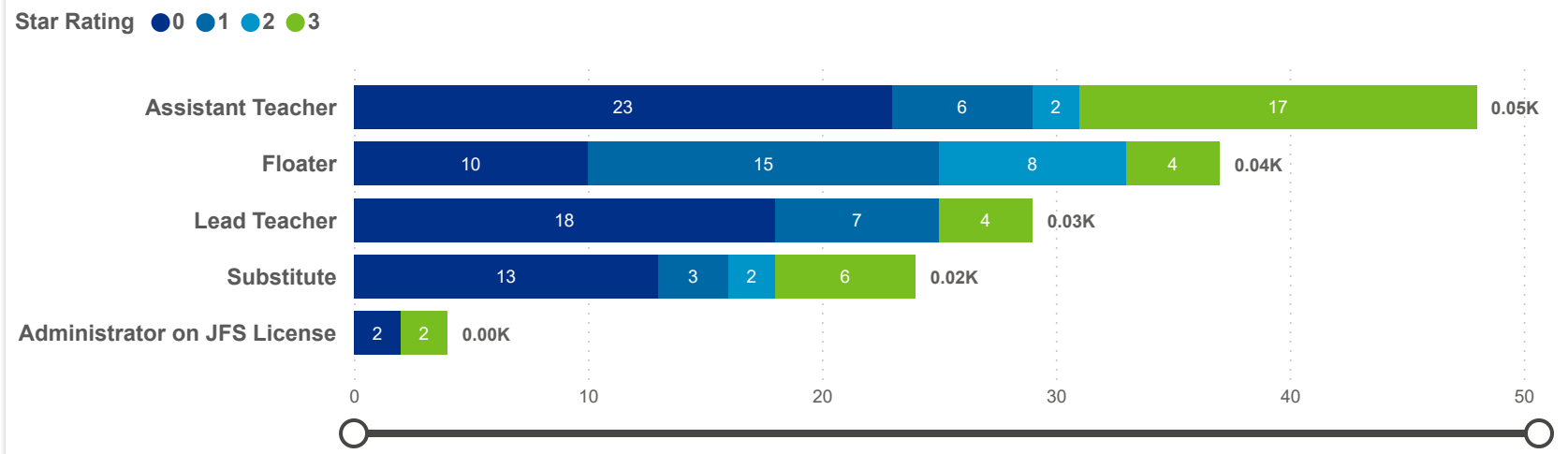
ADJUSTED WORKERS
3,521

TOTAL LEAVER
168

TOTAL STAYER
3,353

SELECTED PERIOD CHURN %
4.77%

Leaver by Job Title and Star Rating



County	Adjusted Workers	Workers	Workers %	Total Leaver	Total Stayer	Selected Period Churn %	Stayer %	Avg Monthly Churn	Selected Period Turnover %	Avg Monthly Turnover	Workload Median	Avg Star Rating
Monroe OH	132	81	3.16%	3	129	2.27%	97.73%	0.77%	3.03%	1.03%	3.43	2.50
Noble OH	149	114	4.45%	7	142	4.70%	95.30%	1.63%	7.38%	2.56%	3.79	2.20
Guernsey OH	321	250	9.76%	11	310	3.43%	96.57%	1.16%	5.30%	1.79%	4.24	1.97
Belmont OH	337	271	10.58%	14	323	4.15%	95.85%	1.40%	4.45%	1.50%	5.50	1.73
Hocking OH	177	144	5.62%	7	170	3.95%	96.05%	1.36%	4.52%	1.55%	6.00	1.47
Muskingum OH	776	583	22.76%	39	737	5.03%	94.97%	1.82%	10.70%	3.87%	6.00	1.34
Perry OH	260	206	8.04%	7	253	2.69%	97.31%	0.92%	3.85%	1.31%	8.31	1.26
Washington OH	558	357	13.93%	23	535	4.12%	95.88%	1.50%	6.63%	2.32%	3.69	1.09
Athens OH	723	566	22.09%	54	669	7.47%	92.53%	2.76%	14.11%	5.20%	2.78	1.04
Morgan OH	88	71	2.77%	3	85	3.41%	96.59%	1.16%	3.41%	1.16%	3.53	0.66
Total	3,521	2,562	100.00%	168	3,353	4.77%	95.23%	1.69%	8.24%	2.90%	4.24	1.40



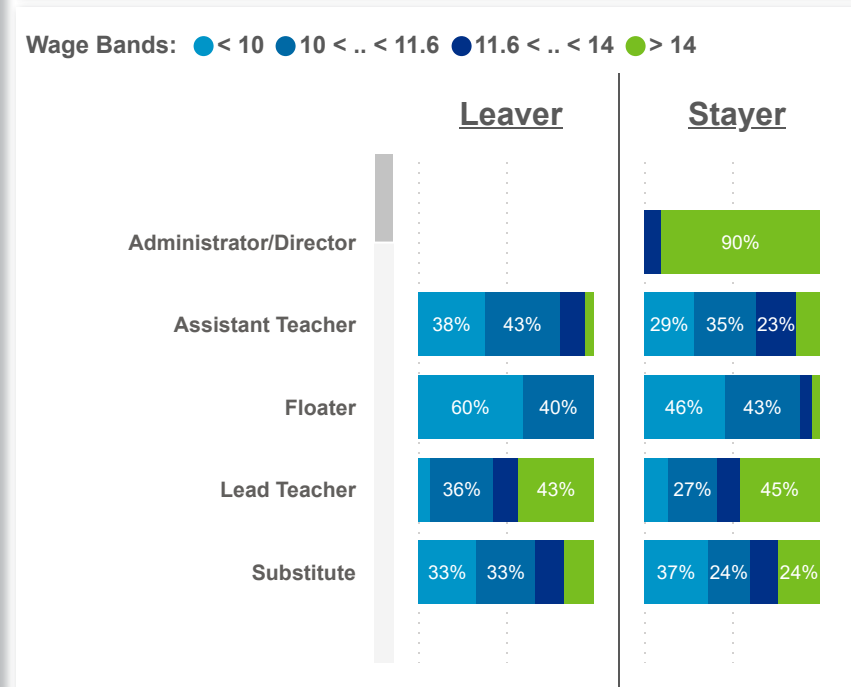
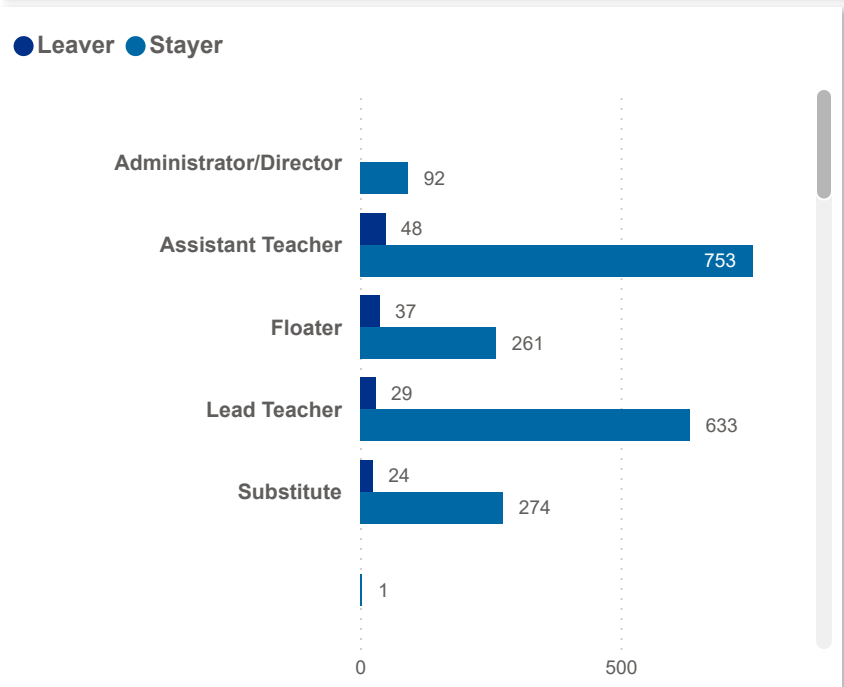
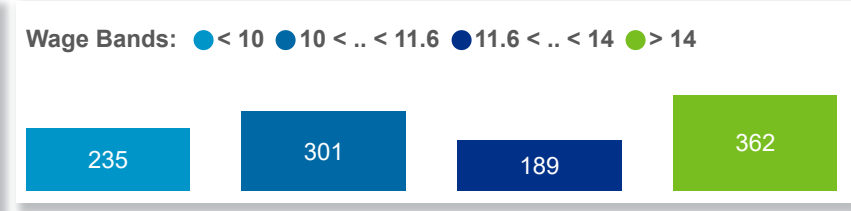
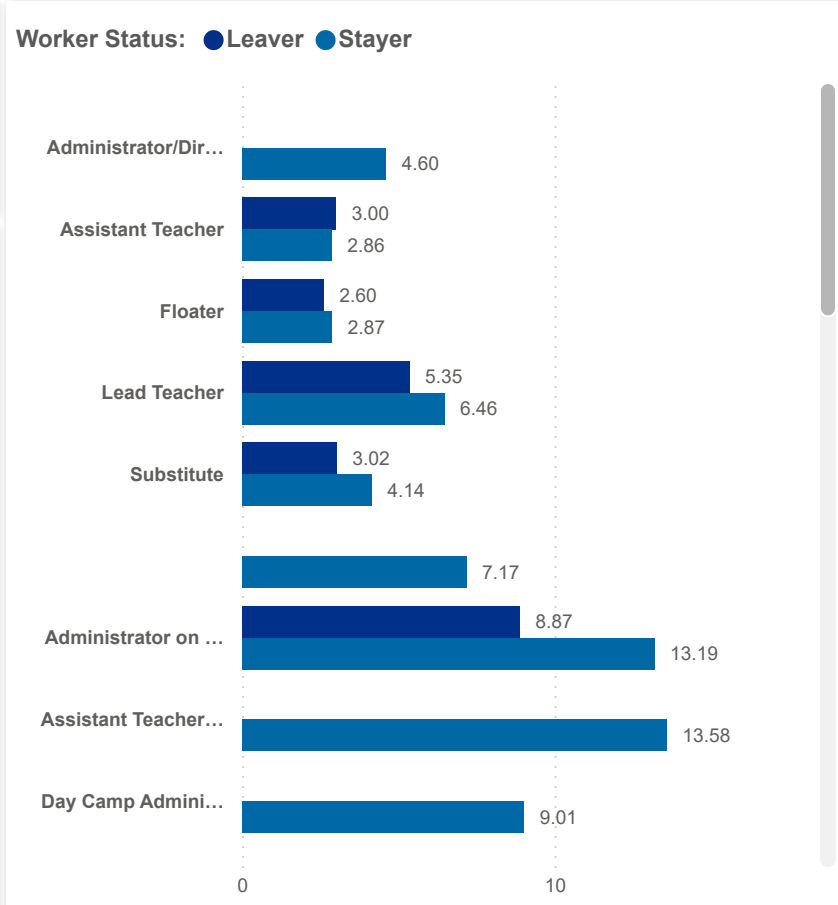
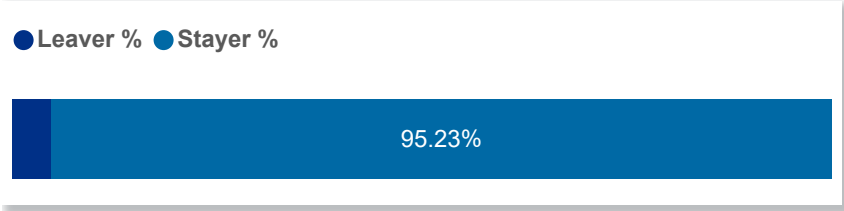
Date: Program Type: Job Title: Teacher Age Group: Education: TEACH Status:

Position Type: Credential: TEACH Models:

SDA>County: SUTQ Rating: Total Duration: Center Type: Publicly Funded: POWER Status:

Beale Code: Student Age Group: POWER Levels:

NUMBER OF WORKERS		AVG ECE DURATION (In Years)		HOURLY WAGE BANDS (USD)	
TOTAL LEAVER	TOTAL STAYER	LEAVER	STAYER	LEAVER (Hourly Wage MED)	STAYER (Hourly Wage MED)
168	3,353	3.66	5.65	12.00	14.65





Date: 202501 | Program Type: All | Job Title: All | Teacher Age Group: All | Education: All | TEACH Status: All

202503 | Position Type: All | SUTQ Rating: All | Total Duration: 0.00 | Center Type: All | Publicly Funded: All | POWER Status: All

SDA>County: SDA 10 | Beale Code: All | Student Age Group: All | POWER Levels: All

NUMBER OF WORKERS

AVG ECE DURATION (In Years)

HOURLY WAGE BANDS (USD)

LEAVER

STAYER

4.77%

95.23%

LEAVER

STAYER

3.66

5.65

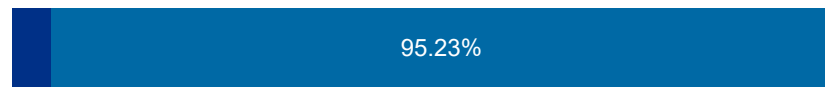
LEAVER (Hourly Wage MED)

STAYER (Hourly Wage MED)

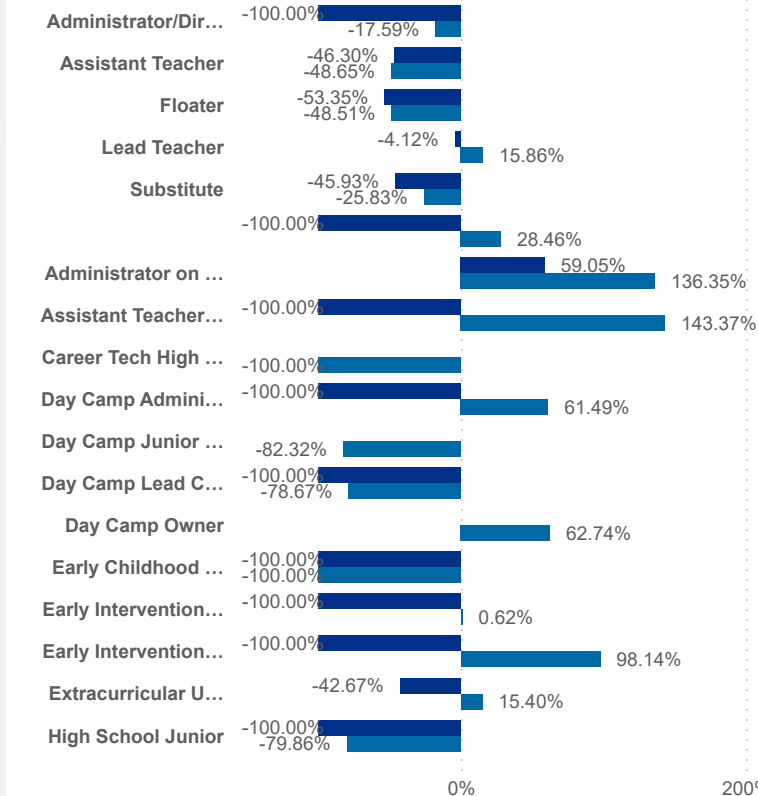
12.00

14.65

Leaver % Stayer %



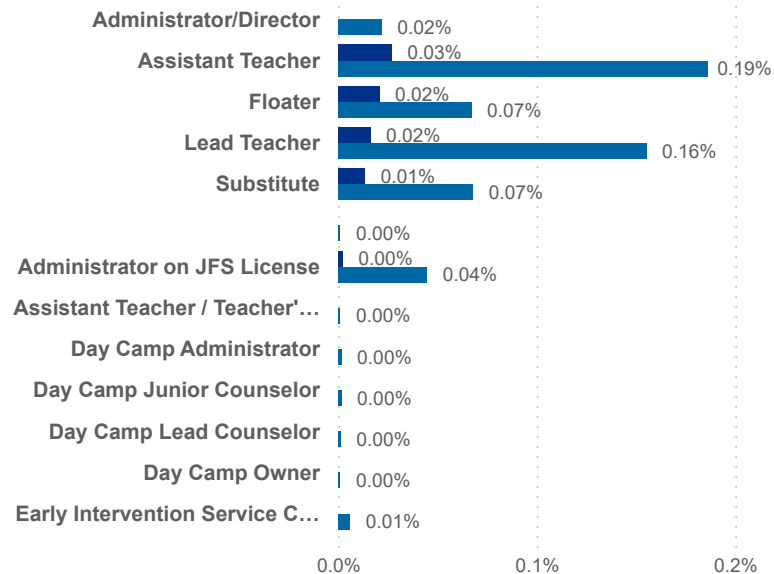
Worker Status: Leaver Stayer



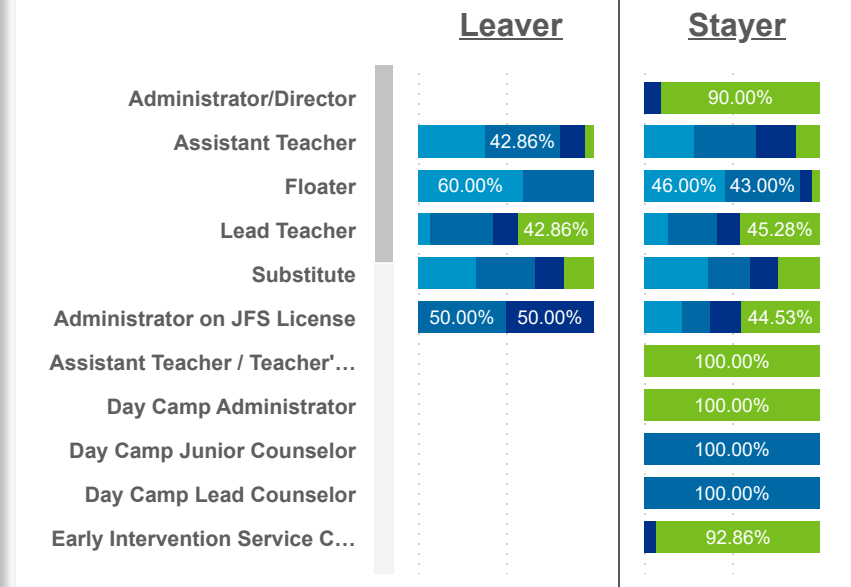
Wage Bands: < 10 10 < .. < 11.6 11.6 < .. < 14 > 14



Worker Status: Leaver Stayer



Wage Bands: < 10 10 < .. < 11.6 11.6 < .. < 14 > 14





Date: Program Type:
 Job Title: Teacher Age Group: Education: TEACH Status:

 Position Type: Credential: TEACH Models:

 SDA>County: SUTQ Rating: Total Duration: Center Type: Publicly Funded: POWER Status:

 Beale Code: Student Age Group: POWER Levels:

LEAVER (Avg Career Duration)

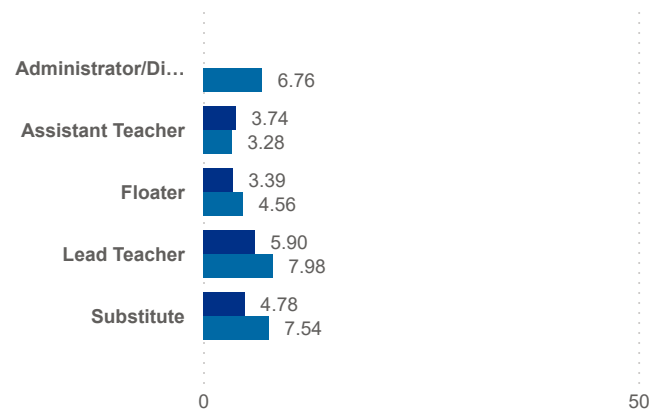
4.86

STAYER (Avg Career Duration)

10.55

Avg Career Duration by Job Title

Worker Status: ● Leaver ● Stayer



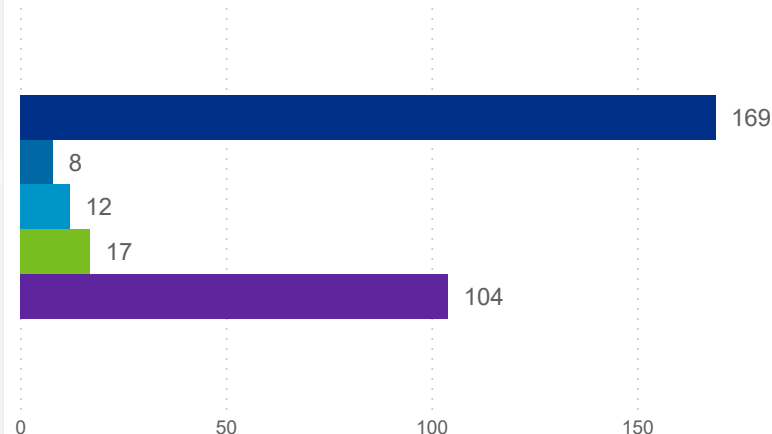
County	Job Title	Longest Serving Profile	\$ / hr	Seniority	Workload	Star Rating (Mean)
Athens	Administrator/Director	3.66		Early	6.29	1.8
Belmont	Administrator/Director	2.13		Early	4.78	2.0
Guernsey	Administrator/Director	4.59		Early	5.41	3.0
Hocking	Administrator/Director	3.09		Early	11.38	0.0
Monroe	Administrator/Director	2.22		Early	1.14	3.0
Muskingum	Administrator/Director	2.43		Early	10.00	2.1
Noble	Administrator/Director	0.41		Early	5.67	3.0
Perry	Administrator/Director	0.99		Early	6.75	2.3
Washington	Administrator/Director	1.64		Early	3.69	3.0
Perry	Administrator/Director	2.28	17.00	Early	42.66	0.0

TOTAL STAYER

3,353

Turnover Reasons

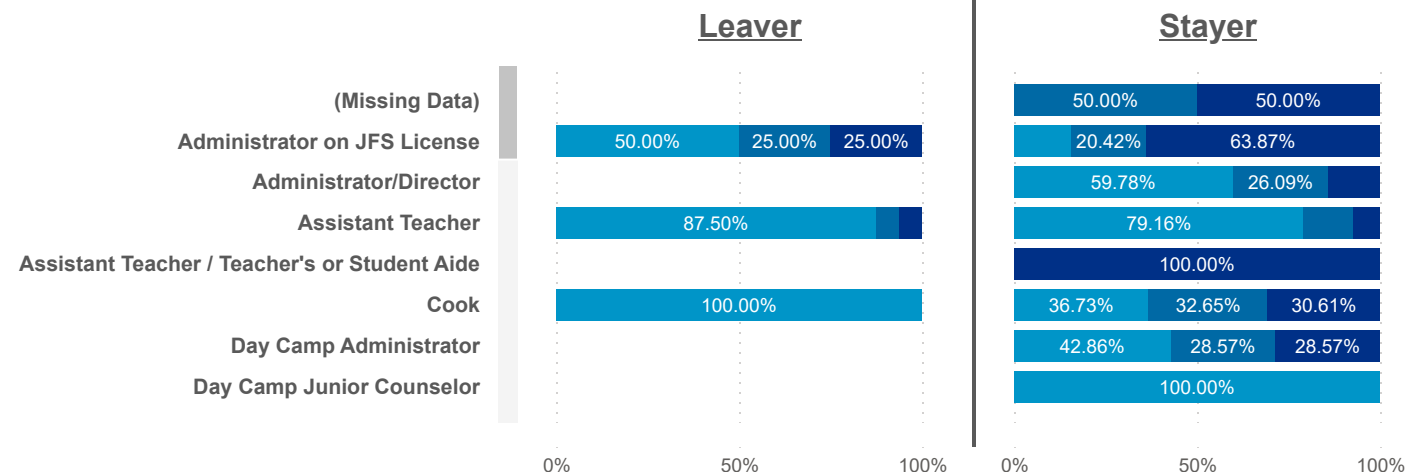
● Churn ● Internal ● Promotion ● Seasonal ● Transfer



STAYER (Promotion)

12

Seniority: ● Early ● Mid ● Senior





Date: Program Type:
 Job Title: Teacher Age Group: Education: TEACH Status:

Date: Position Type:
 SUTQ Rating: Total Duration: Center Type: Publicly Funded: POWER Status:

SDA>County: Beale Code: Student Age Group: POWER Levels:

LEAVER (Avg Career Duration)

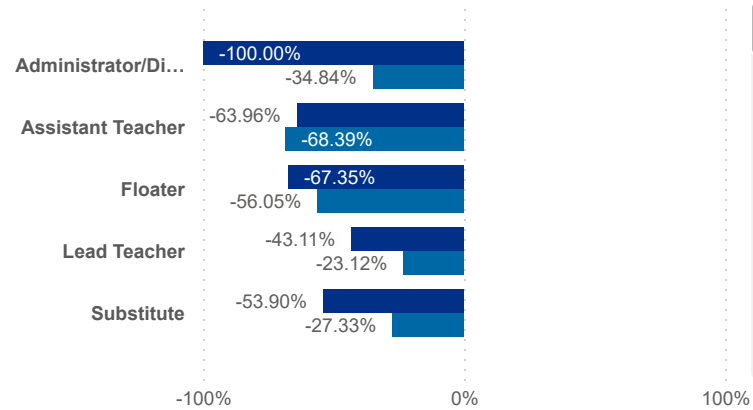
4.86

STAYER (Avg Career Duration)

10.55

Avg Career Duration by Job Title vs Mean

Worker Status: ● Leaver ● Stayer



County	Job Title	Longest Serving Profile	\$ / hr	Seniority	Workload	Star Rating (mean)
Noble	Floater	0.01	11.00	Early	3.43	3.0
Muskingum	Lead Teacher	0.01	12.00	Senior	4.45	1.0
Noble	Driver	0.02		Mid	3.43	3.0
Washington	Assistant Teacher	0.03	14.28	Senior	2.13	0.0
Belmont	Floater	0.03		Senior	9.58	0.0
Perry	ODH Home Visitor	0.03		Early	0.00	0.0
Hocking	Floater	0.04	11.50	Early	8.25	0.0
Athens	Assistant Teacher	0.05	14.25	Early	6.29	0.0
Athens	Lead Teacher	0.05	14.25	Early	6.29	0.0
Athens	HS Senior or Graduate <18	0.05		Senior	2.94	3.0
Athens	Floater	0.06	12.50	Mid	4.64	0.0

TOTAL STAYER

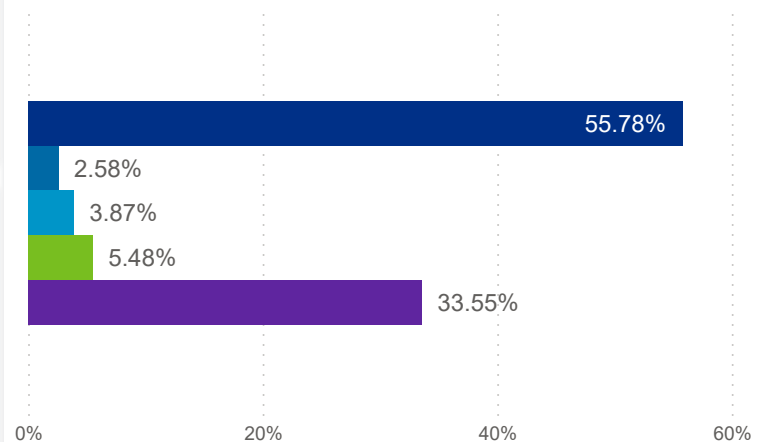
3,353

STAYER (Promotion)

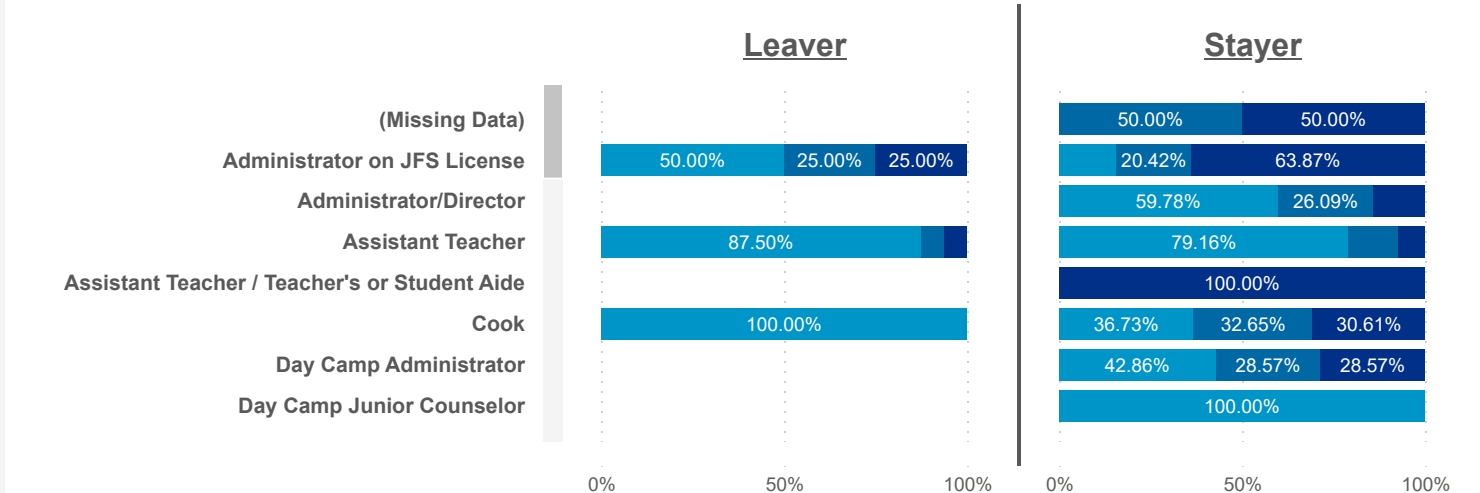
12

Turnover Reasons

● Churn ● Internal ● Promotion ● Seasonal ● Transfer



Seniority: ● Early ● Mid ● Senior





Date: Program Type:
 Job Title: Teacher Age Group: Education: TEACH Status:

Date: Position Type:
 SUTQ Rating: Total Duration: Center Type: Publicly Funded: POWER Status:

SDA>County: Total Duration: Beale Code: Student Age Group: POWER Levels:

PAY MEDIAN (USD)

PAY PROGRESSION (USD)

PAY & CAREER SENIORITY (USD)

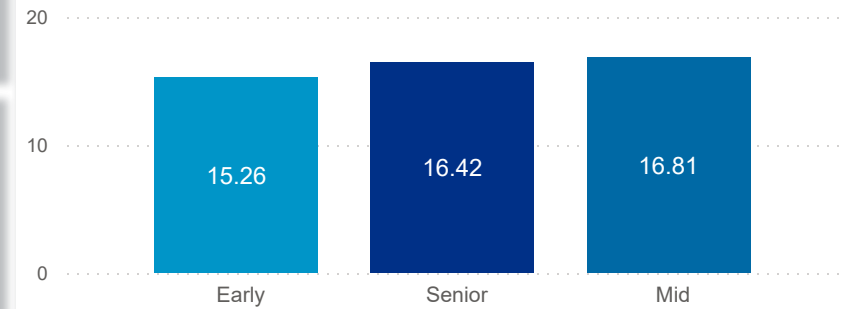
LEAVER
12.00

STAYER
14.65

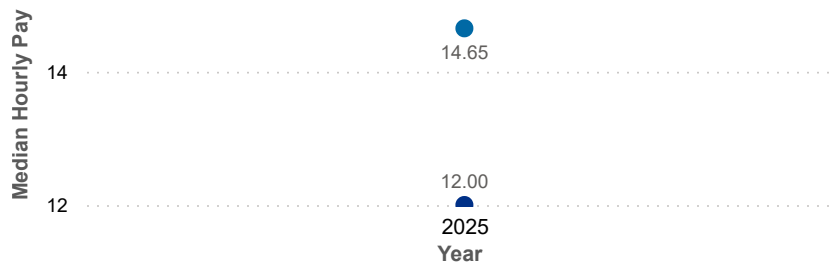
LEAVER
-0.20

STAYER
0.71

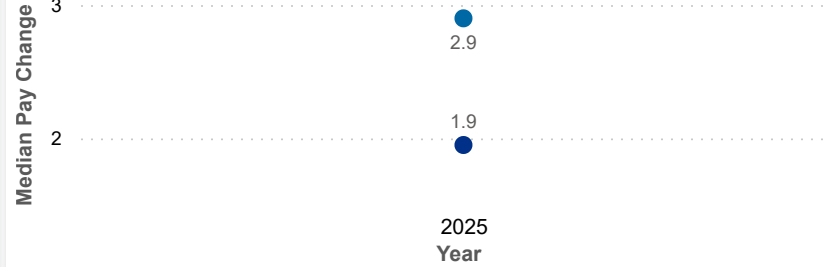
Seniority: ● Early ● Senior ● Mid



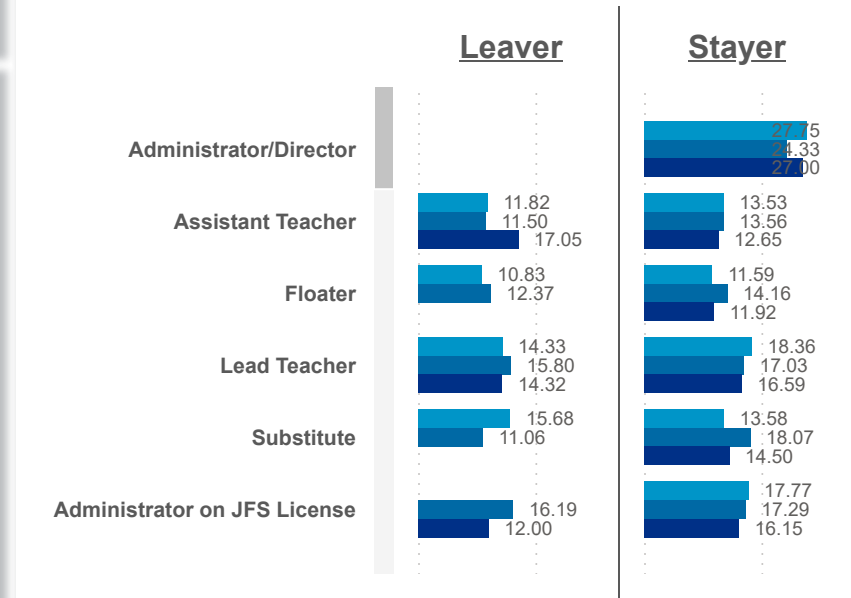
Worker Status: ● Leaver ● Stayer



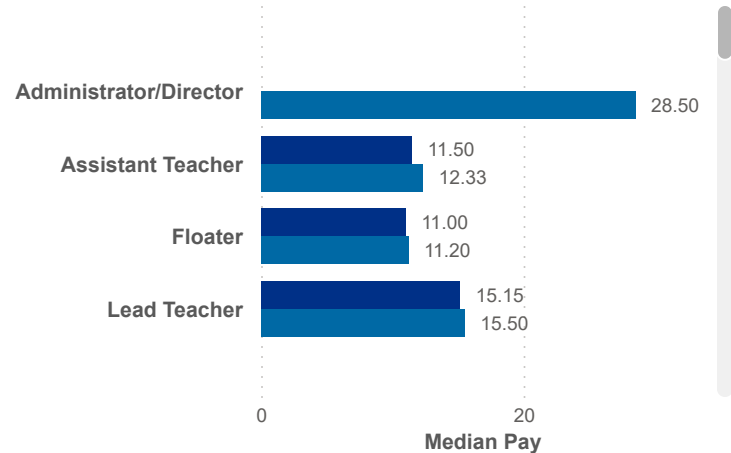
Worker Status: ● Leaver ● Stayer



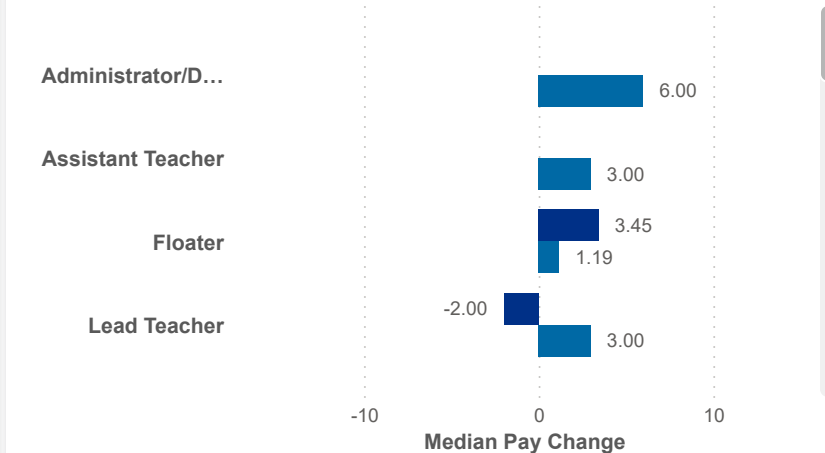
Seniority: ● Early ● Mid ● Senior



Worker Status: ● Leaver ● Stayer



Worker Status: ● Leaver ● Stayer





Date: Program Type:
 Job Title: Teacher Age Group: Education: TEACH Status:

Date: Position Type:
 SUTQ Rating: Total Duration: Center Type: Publicly Funded: POWER Status:

SDA>County: Total Duration: Beale Code: Student Age Group: POWER Levels:

PAY MEDIAN (USD)

LEAVER

12.00

STAYER

14.65

PAY PROGRESSION (USD)

LEAVER

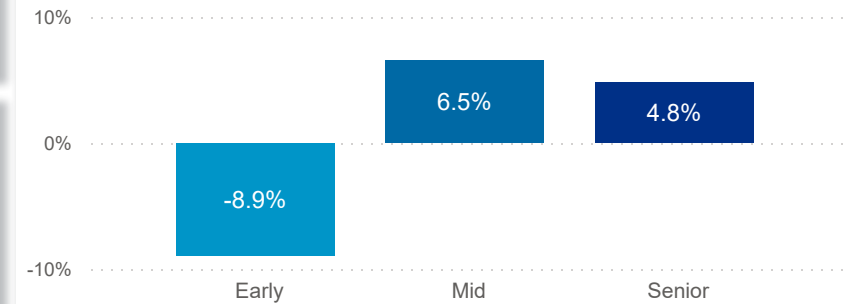
-0.20

STAYER

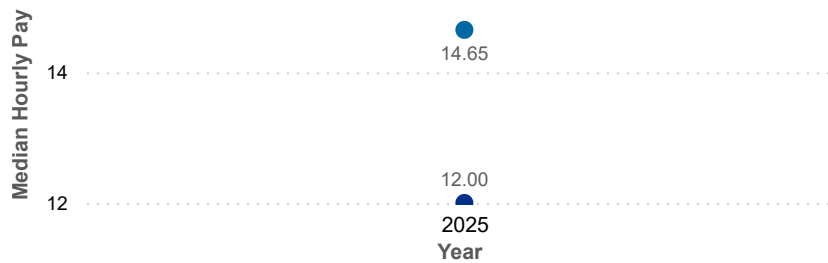
0.71

PAY & CAREER SENIORITY (USD)

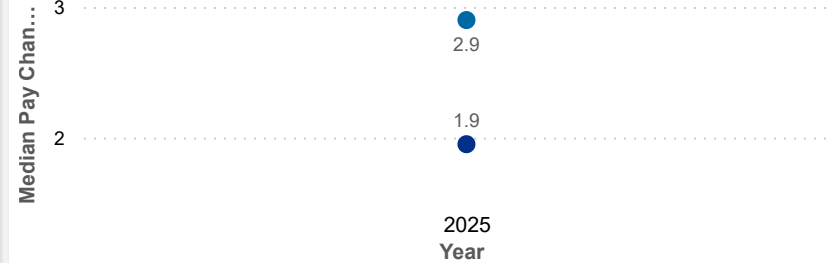
Seniority: ● Early ● Mid ● Senior



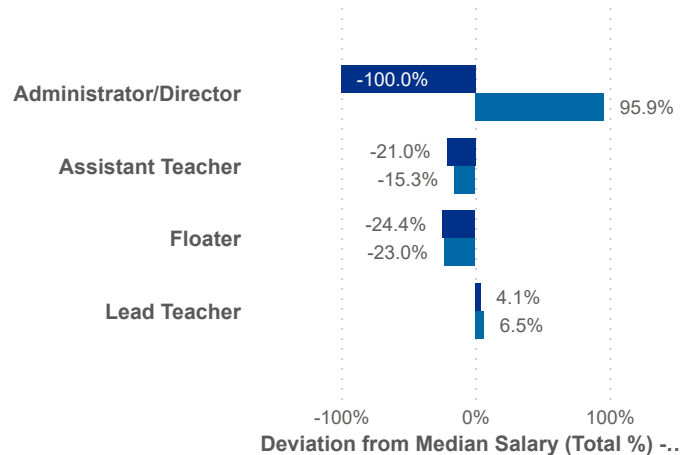
Worker Status: ● Leaver ● Stayer



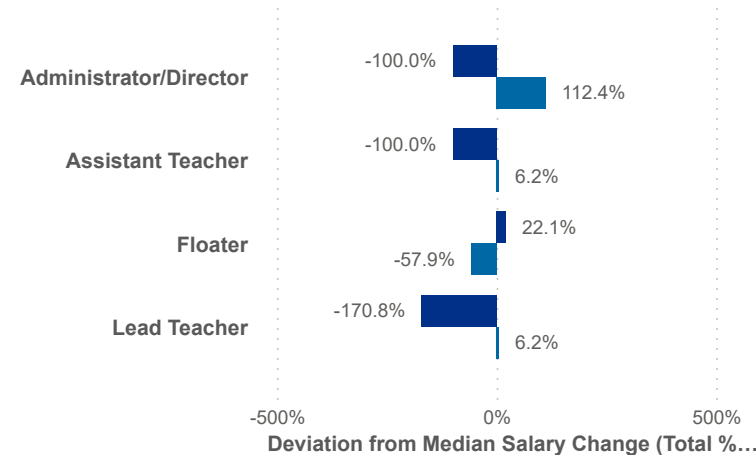
Worker Status: ● Leaver ● Stayer



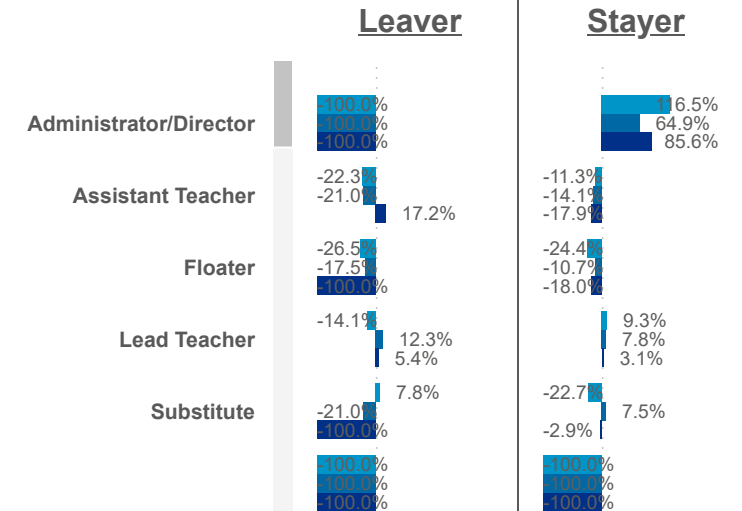
Worker Status: ● Leaver ● Stayer



Worker Status: ● Leaver ● Stayer



Seniority: ● Early ● Mid ● Senior





Date: 202501 | Program Type: All | Job Title: All | Teacher Age Group: All | Education: All | TEACH Status: All

202503 | Position Type: All | SUTQ Rating: All | Total Duration: 0.00 | Center Type: All | Publicly Funded: All | POWER Status: All

SDA>County: SDA 10 | Beale Code: All | Student Age Group: All | POWER Levels: All

Total Duration: 100.00

Workload Median (Total)

4.24

Workload Median (Leaver)

3.79

Workload Median (Stayer)

4.25

Star Rating Mean (Total)

1.4

Star Rating Mean (Leaver)

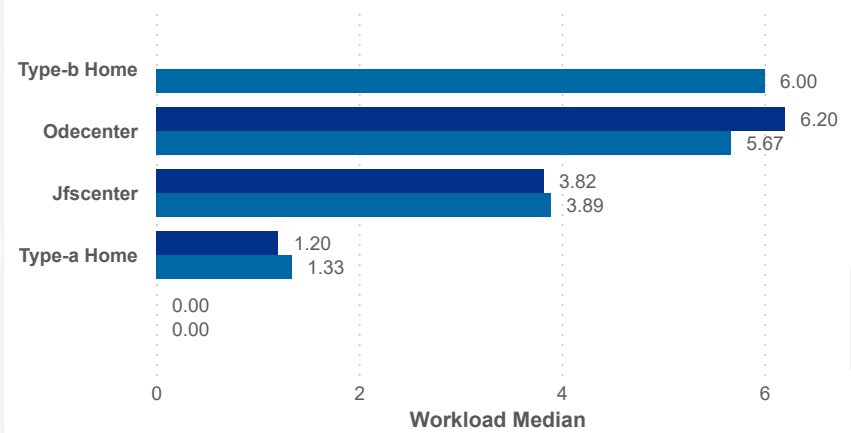
1.1

Star Rating Mean (Stayer)

1.4

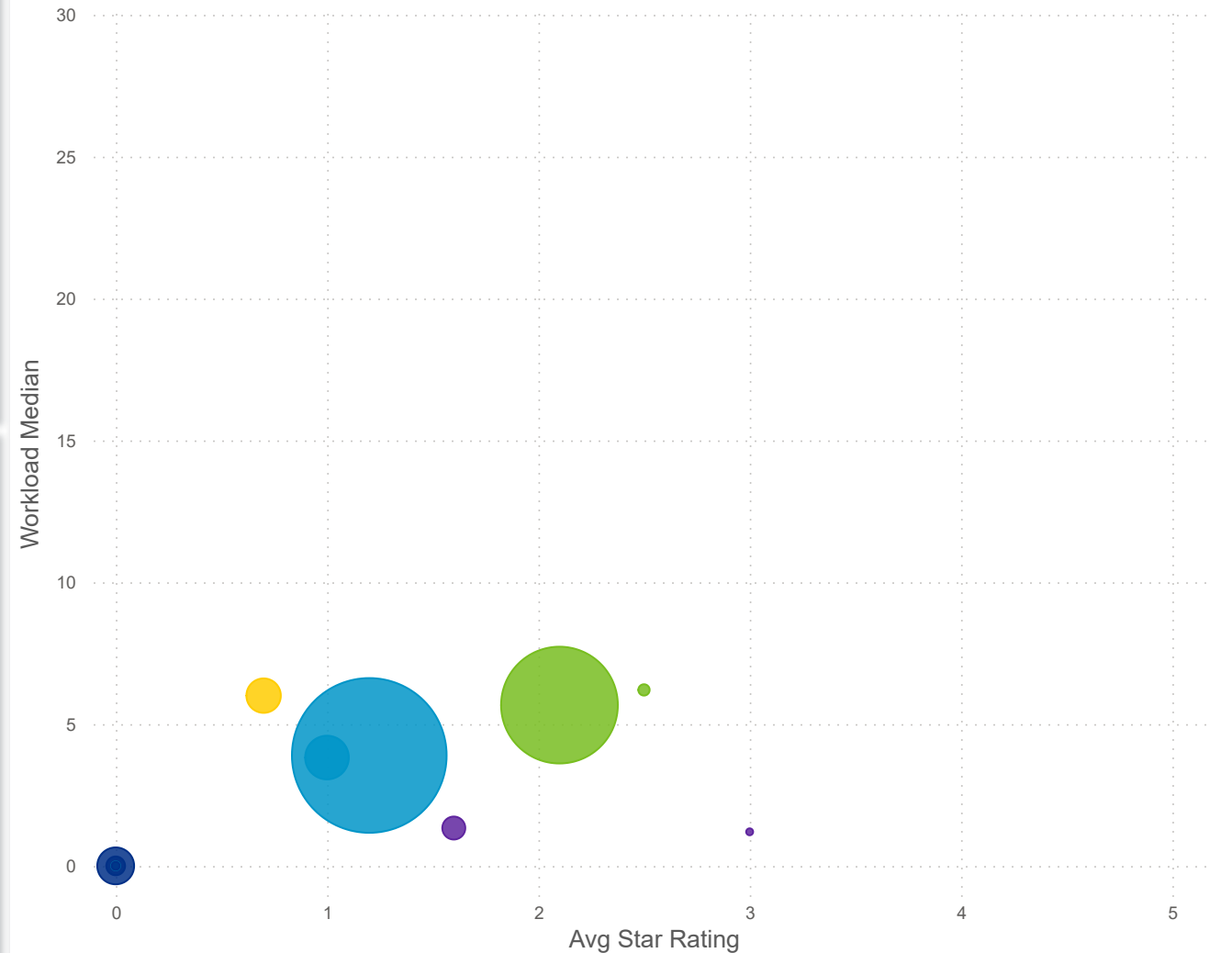
Workload Median

Worker status ● Leaver ● Stayer



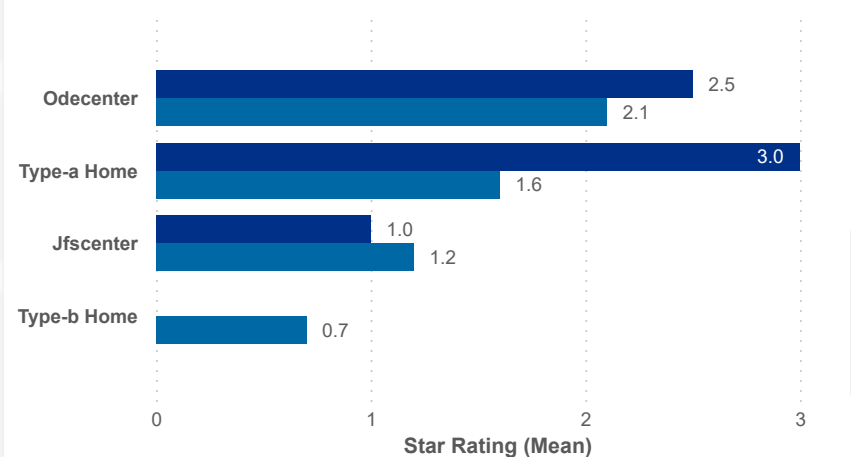
Star Rating Mean, Workload Median, and Number of Users by Worker Status and Center Type

Center Type: ● Day Camp ● Inhome Aide ● Jfscenter ● Odecenter ● Type-a Home ● Type-b Home



Star Rating Mean

Worker status ● Leaver ● Stayer





Date: 202501 | Program Type: All | Job Title: All | Teacher Age Group: All | Education: All | TEACH Status: All

202503 | Position Type: All | SUTQ Rating: All | Total Duration: 0.00 | Center Type: All | Publicly Funded: All | POWER Status: All

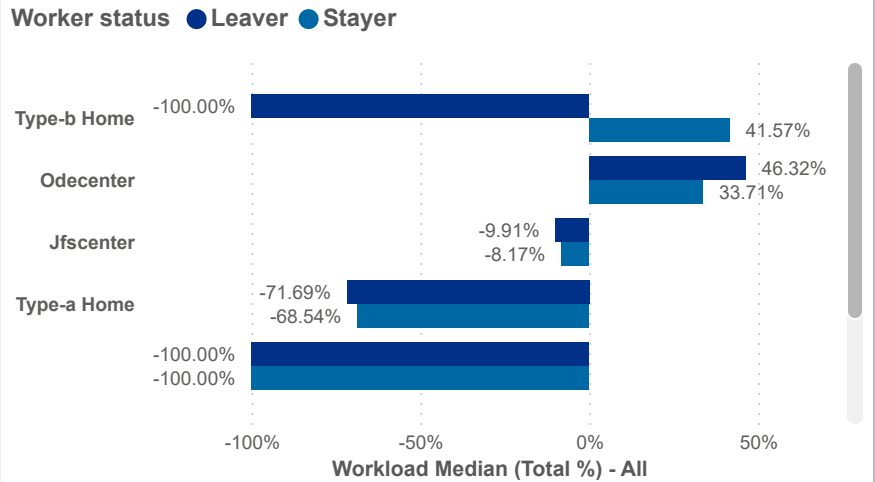
SDA>County: SDA 10 | Beale Code: All | Student Age Group: All | POWER Levels: All

Total Duration: 100.00

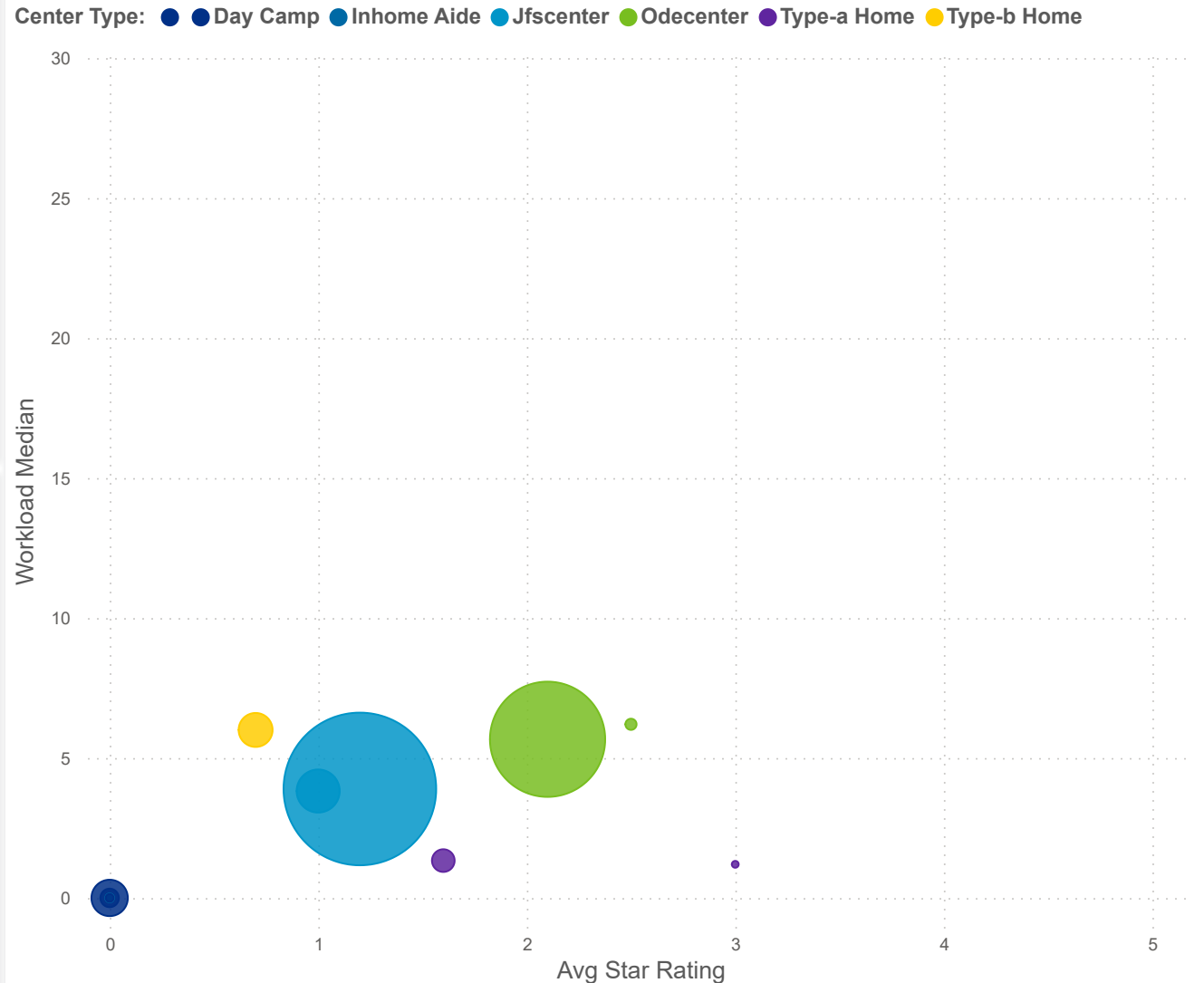
Workload Median (Total)

4.24

Workload Median (Total %)



Star Rating Mean, Workload Median, and Number of Users by Worker Status and Center Type



Workload Median (Leaver)

3.79

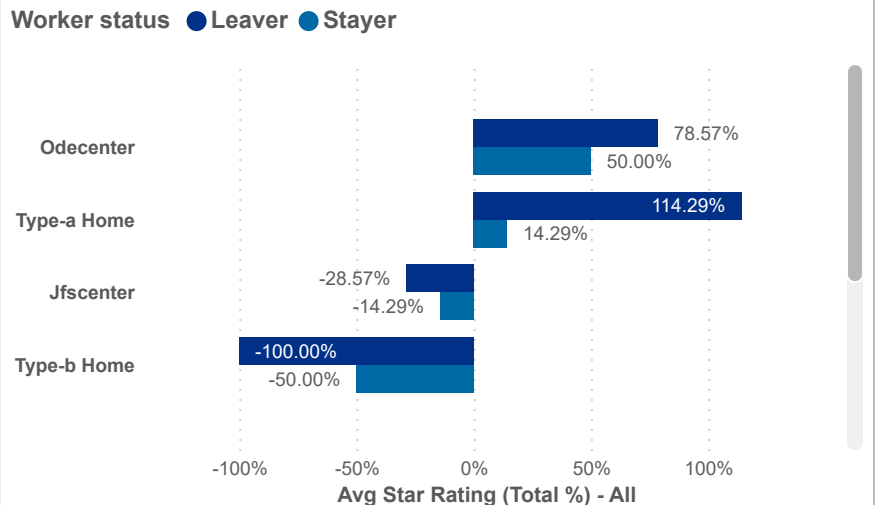
Workload Median (Stayer)

4.25

Star Rating Mean (Total)

1.4

Star Rating Mean (Total %)



Star Rating Mean (Leaver)

1.1

Star Rating Mean (Stayer)

1.4

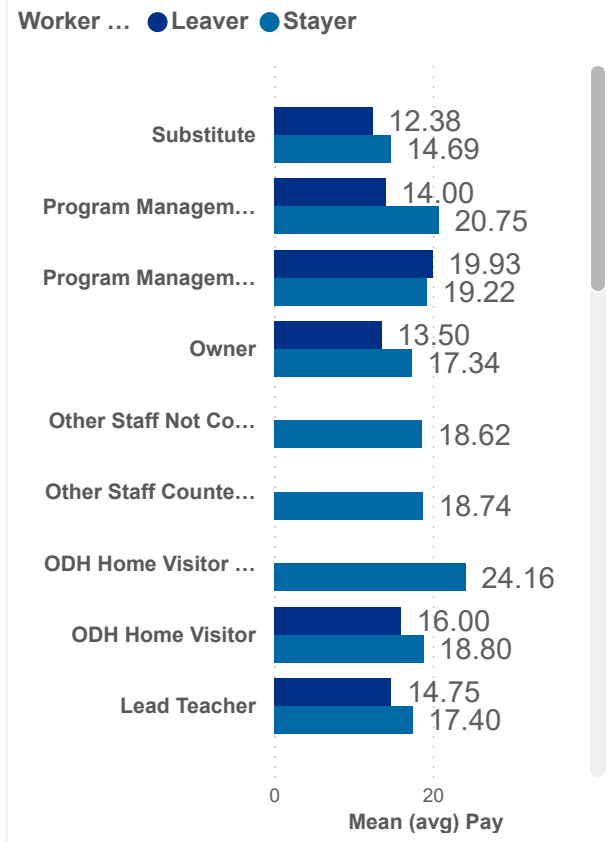



Date: 202501 Program Type: All Job Title: All Teacher Age Group: All Education: All TEACH Status: All
 202503 Position Type: All SUTQ Rating: All Total Duration: 0.00 Center Type: All Publicly Funded: All POWER Status: All
 SDA>County: SDA 10 Beale Code: All Student Age Group: All POWER Levels: All

PAY MEAN (USD)

LEAVER	STAYER	COMBINED
13.51	16.00	15.96

Salary Mean by Year and Worker Status



Combined Salary Mean by Year and Worker Status

