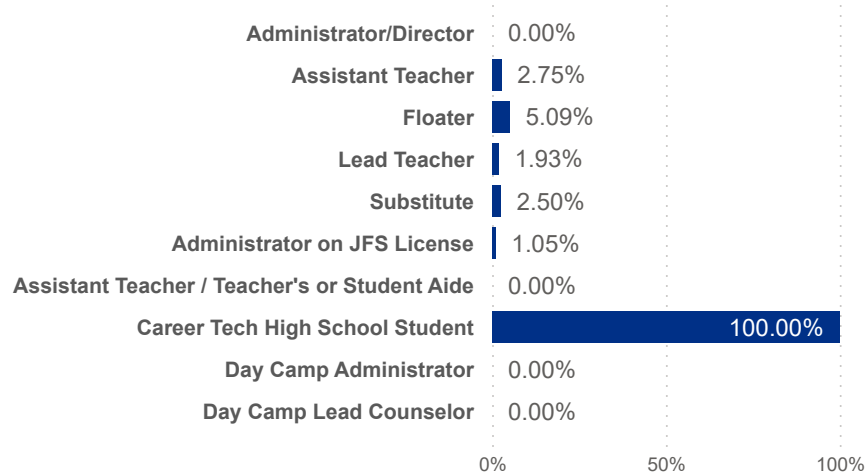




Date:  Program Type:  Job Title:  Teacher Age Group:  Education:  TEACH Status:   
 Position Type:  SUTQ Rating:  Total Duration:  Center Type:  Publicly Funded:  POWER Status:   
 SDA>County:  Beale Code:  Student Age Group:  POWER Levels:

## Avg Monthly Turnover Rates by Job Title



### Avg Monthly Turnover

**2.38%**

### Adjusted Workers

**3,129**

### Total Leaver

**130**

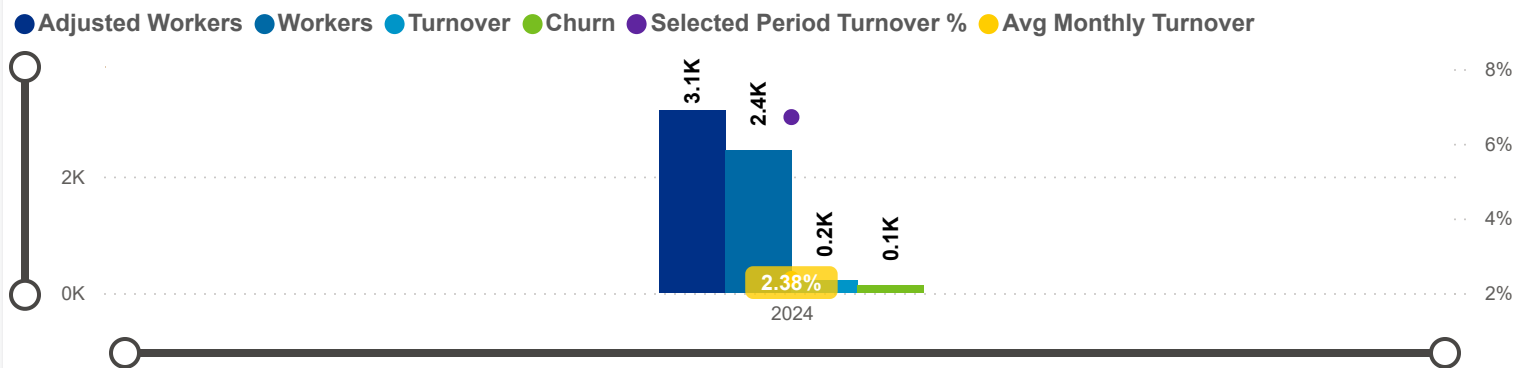
### Total Stayer

**2,999**

### Sel Period Turnover

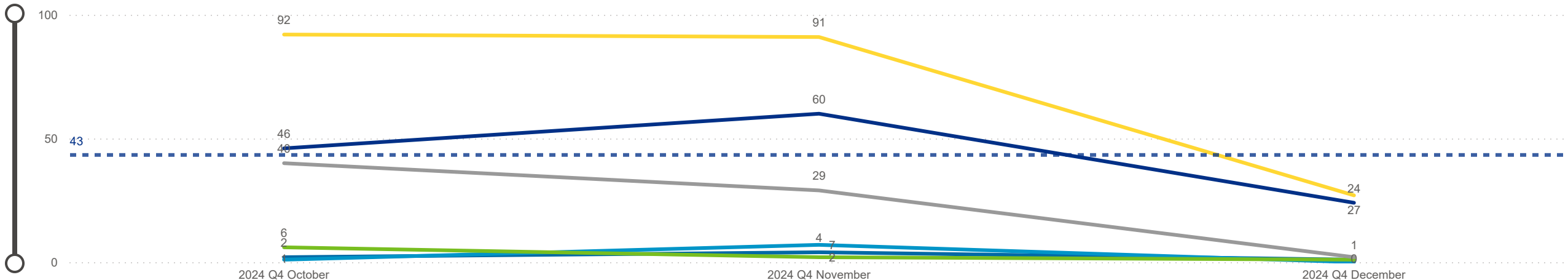
**6.71%**

## Avg Monthly Turnover and Number of Workers



## Categorization by Time Series

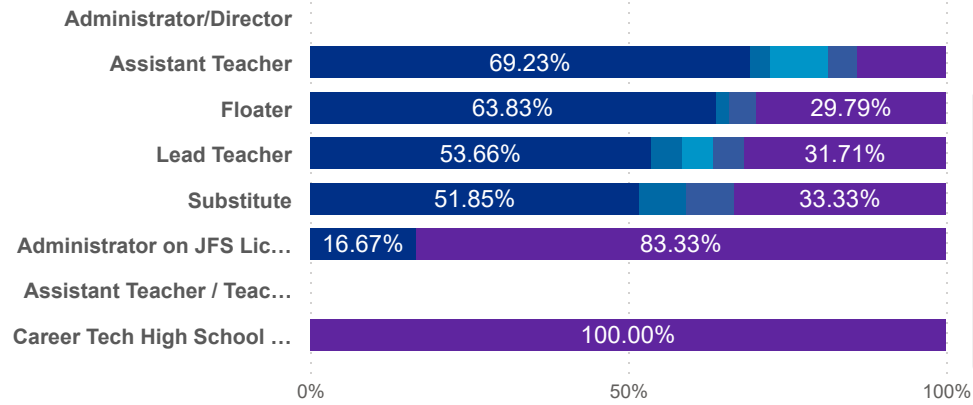
Churn Internal Promotion Seasonal Transfer Turnover



Date: 202410 | Program Type: All | Job Title: All | Teacher Age Group: All | Education: All | TEACH Status: All  
 202412 | Position Type: All | SUTQ Rating: All | Total Duration: 0.00 | Center Type: All | Publicly Funded: All | POWER Status: All  
 SDA>County: SDA 7 | Beale Code: All | Student Age Group: All | POWER Levels: All

### Job Change Reasons by Job Title

● Churn ● Internal ● Promotion ● Seasonal ● Transfer



Avg Monthly Churn

1.47%

Adjusted Workers

3,129

Workload Median

5.00

Pay Median USD / hr

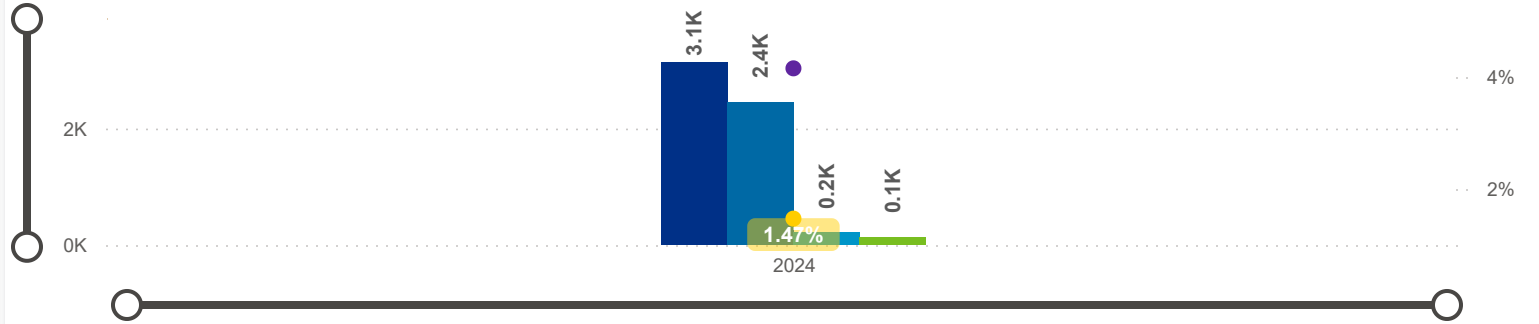
13.85

Avg ECE Duration

5.55

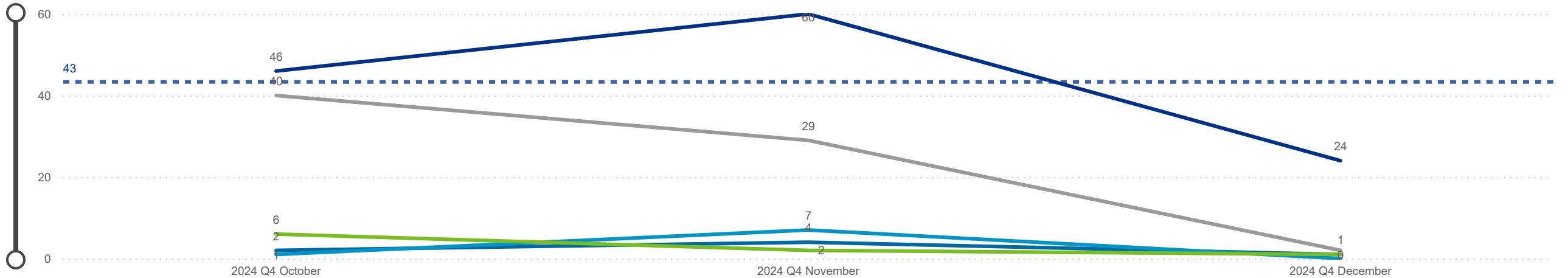
### Avg Monthly Churn and Number of Workers

● Adjusted Workers ● Workers ● Turnover ● Churn ● Selected Period Churn % ● Avg Monthly Churn

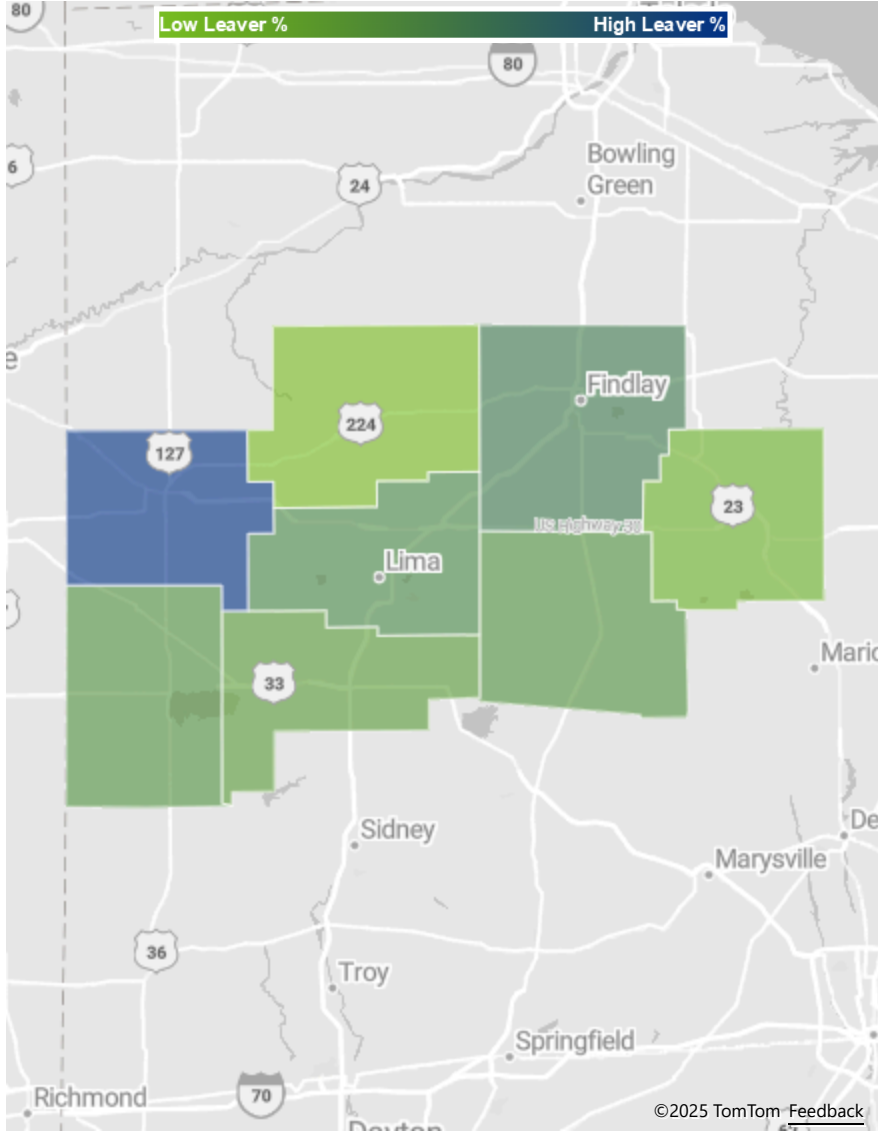


### Categorization by Time Series

● Churn ● Internal ● Promotion ● Seasonal ● Transfer

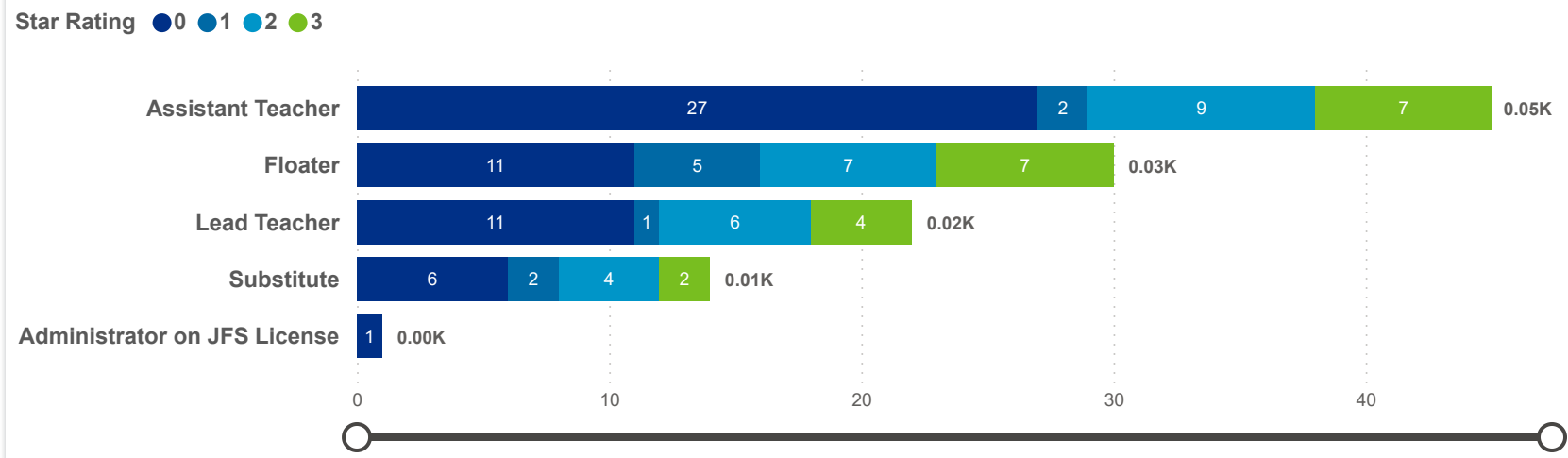


Date: 202410 | Program Type: All | Job Title: All | Teacher Age Group: All | Education: All | TEACH Status: All  
 202412 | Position Type: All | SUTQ Rating: All | Total Duration: 0.00 | Center Type: All | Publicly Funded: All | POWER Status: All  
 SDA>County: SDA 7 | Beale Code: All | Student Age Group: All | POWER Levels: All



<b>ADJUSTED WORKERS</b>	<b>TOTAL LEAVER</b>	<b>TOTAL STAYER</b>	<b>SELECTED PERIOD CHURN %</b>
<b>3,129</b>	<b>130</b>	<b>2,999</b>	<b>4.15%</b>

**Leaver by Job Title and Star Rating**



County	Adjusted Workers	Workers	Workers %	Total Leaver	Total Stayer	Selected Period Churn %	Stayer %	Avg Monthly Churn	Selected Period Turnover %	Avg Monthly Turnover	Workload Median	Avg Star Rating
Hardin OH	221	165	6.74%	8	213	3.62%	96.38%	1.24%	4.07%	1.40%	5.00	1.98
Van Wert OH	199	181	7.39%	18	181	9.05%	90.95%	3.23%	15.08%	5.39%	5.81	1.73
Hancock OH	726	569	23.24%	35	691	4.82%	95.18%	1.73%	9.09%	3.26%	5.00	1.59
Allen OH	1,058	756	30.88%	44	1,014	4.16%	95.84%	1.49%	6.62%	2.37%	4.00	1.54
Wyandot OH	152	131	5.35%	3	149	1.97%	98.03%	0.69%	2.63%	0.92%	5.10	1.36
Auglaize OH	258	208	8.50%	8	250	3.10%	96.90%	1.10%	4.65%	1.65%	5.75	1.19
Mercer OH	293	260	10.62%	11	282	3.75%	96.25%	1.29%	4.10%	1.41%	5.71	1.05
Putnam OH	222	200	8.17%	3	219	1.35%	98.65%	0.46%	3.15%	1.08%	4.25	0.60
<b>Total</b>	<b>3,129</b>	<b>2,448</b>	<b>100.00%</b>	<b>130</b>	<b>2,999</b>	<b>4.15%</b>	<b>95.85%</b>	<b>1.47%</b>	<b>6.71%</b>	<b>2.38%</b>	<b>5.00</b>	<b>1.44</b>

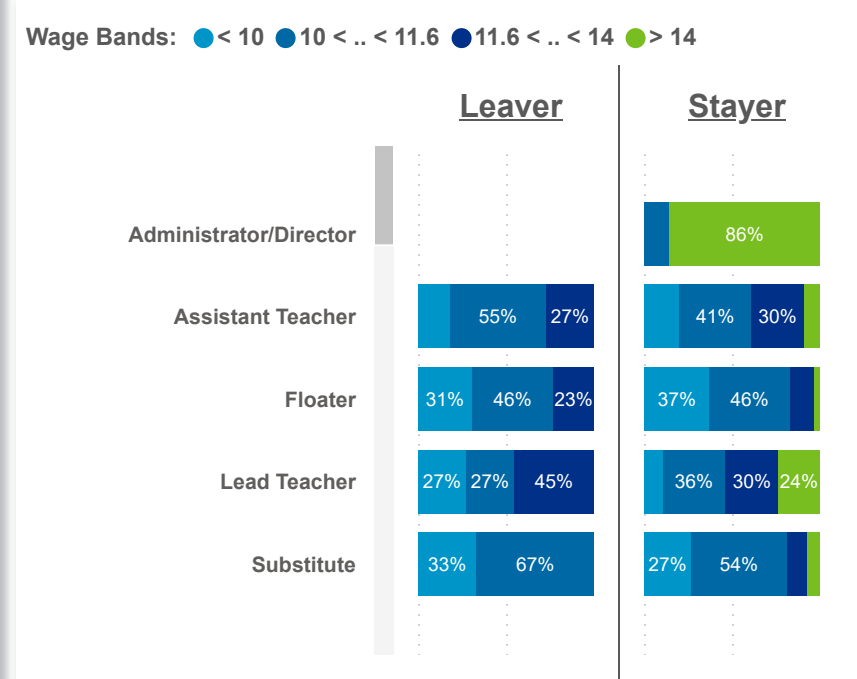
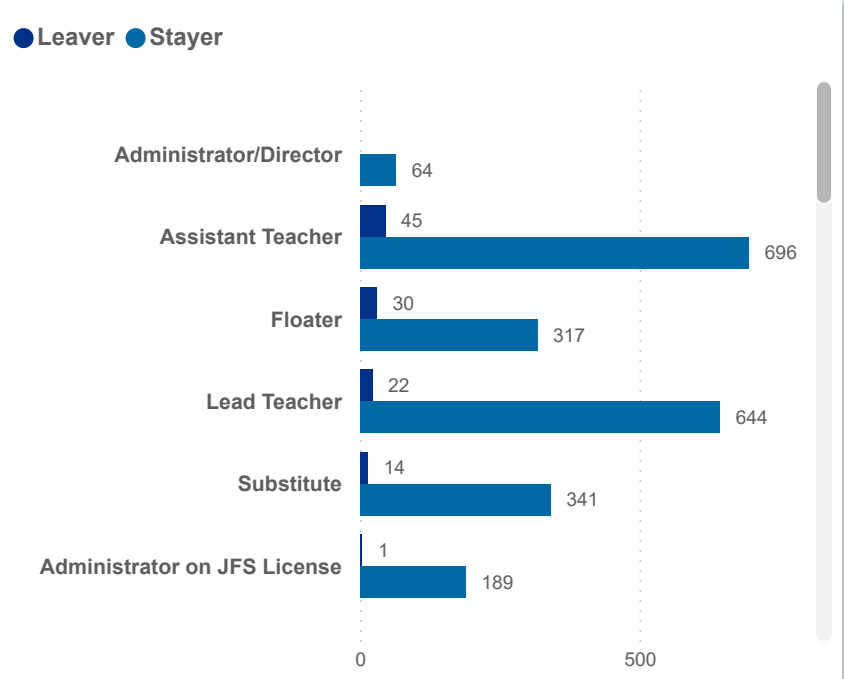

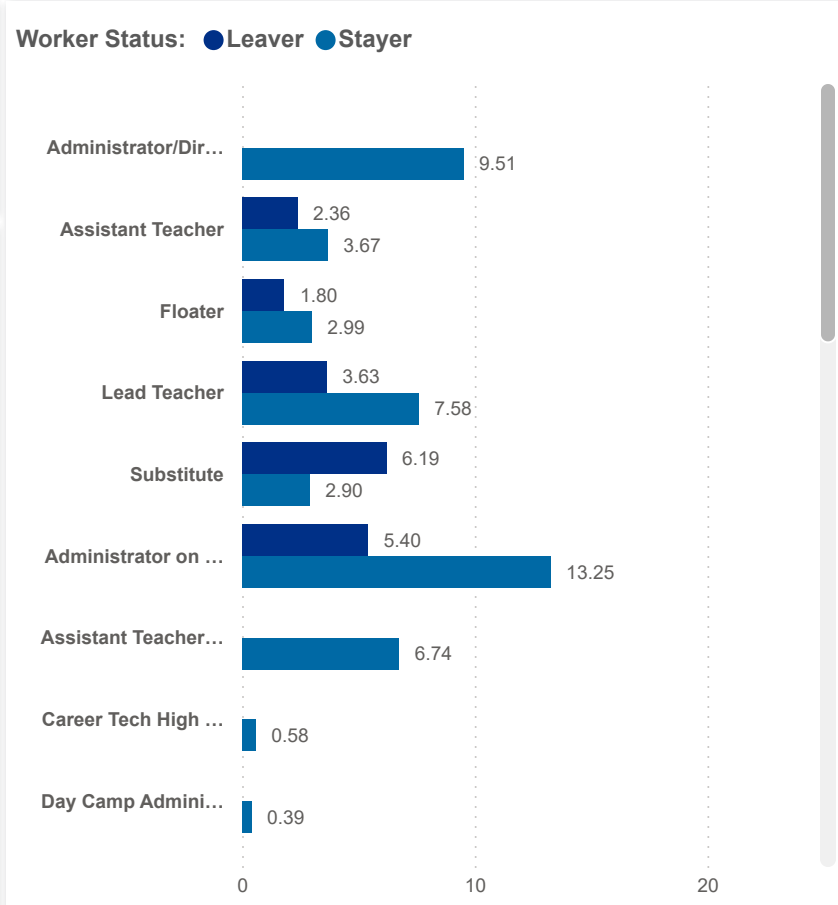



Date:  Program Type:  Job Title:  Teacher Age Group:  Education:  TEACH Status:

Position Type:  SUTQ Rating:  Total Duration:  Center Type:  Publicly Funded:  POWER Status:

SDA>County:  Beale Code:  Student Age Group:  POWER Levels:

NUMBER OF WORKERS		AVG ECE DURATION (In Years)		HOURLY WAGE BANDS (USD)	
TOTAL LEAVER	TOTAL STAYER	LEAVER	STAYER	LEAVER (Hourly Wage MED)	STAYER (Hourly Wage MED)
<b>130</b>	<b>2,999</b>	<b>3.71</b>	<b>5.60</b>	<b>12.00</b>	<b>13.89</b>





Date:  Program Type:  Job Title:  Teacher Age Group:  Education:  TEACH Status:   
 Position Type:  SUTQ Rating:  Total Duration:  Center Type:  Publicly Funded:  POWER Status:   
 SDA>County:  Beale Code:  Student Age Group:  POWER Levels:

### NUMBER OF WORKERS

### AVG ECE DURATION (In Years)

### HOURLY WAGE BANDS (USD)

LEAVER

STAYER

# 4.15%

# 95.85%

LEAVER

STAYER

# 3.71

# 5.60

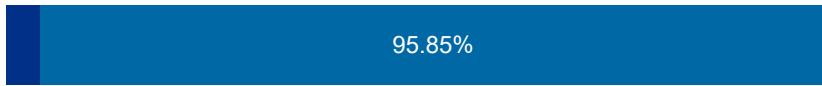
LEAVER (Hourly Wage MED)

STAYER (Hourly Wage MED)

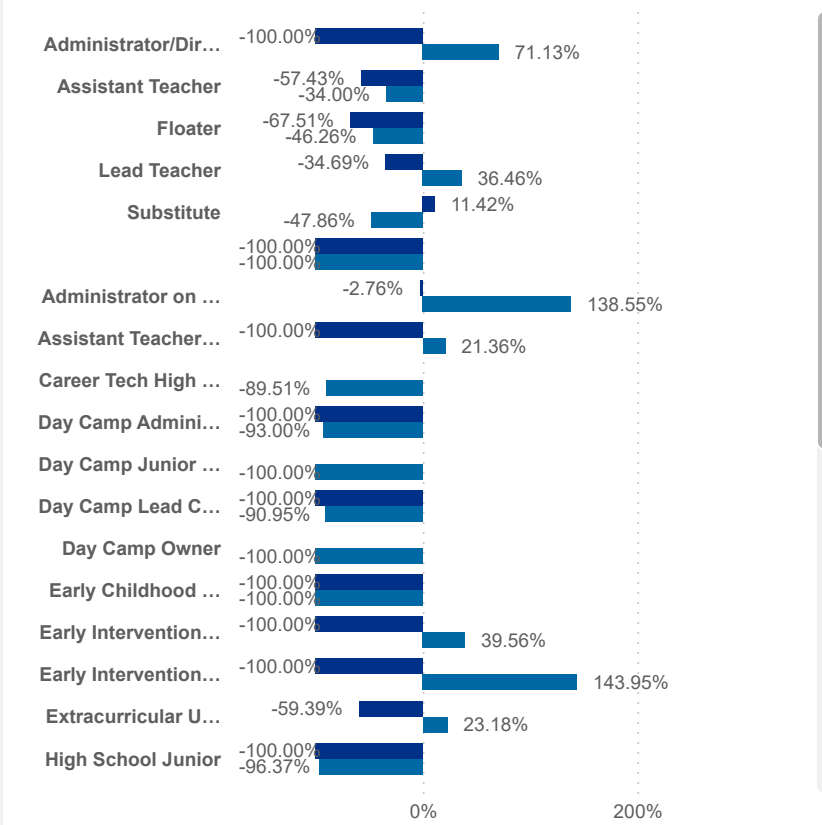
# 12.00

# 13.89

● Leaver % ● Stayer %



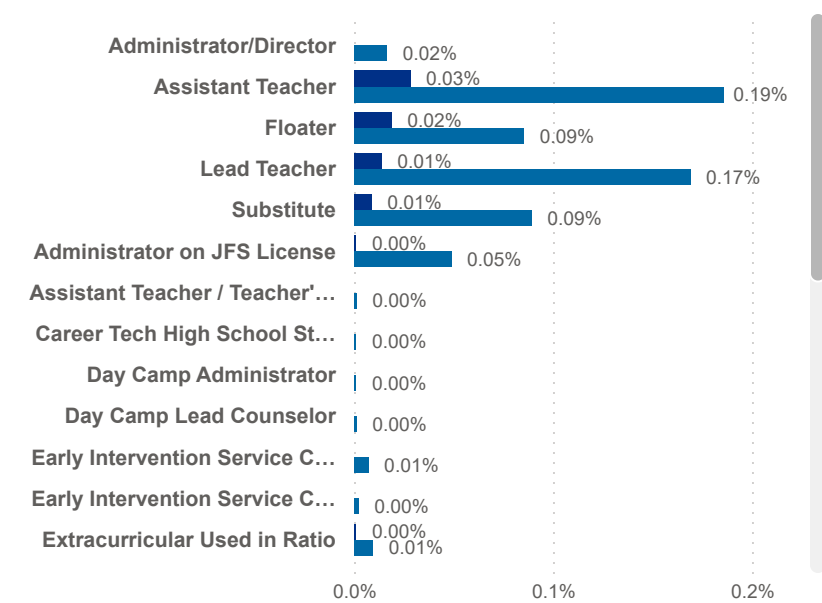
Worker Status: ● Leaver ● Stayer



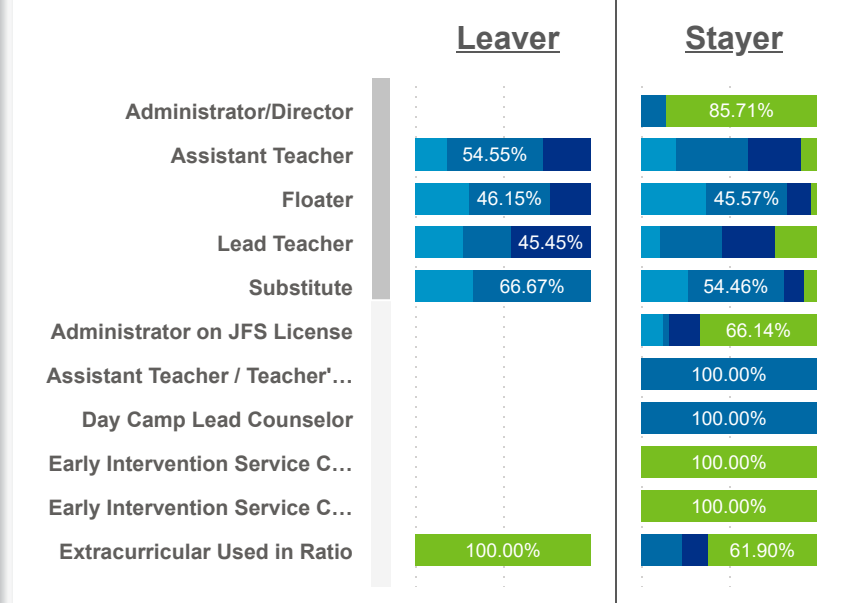
Wage Bands: ● < 10 ● 10 < .. < 11.6 ● 11.6 < .. < 14 ● > 14



Worker Status: ● Leaver ● Stayer



Wage Bands: ● < 10 ● 10 < .. < 11.6 ● 11.6 < .. < 14 ● > 14





Date:  Program Type: 
 Job Title:  Teacher Age Group:  Education:  TEACH Status:

Date:  Position Type: 
 SUTQ Rating:  Total Duration:  Center Type:  Publicly Funded:  POWER Status:

SDA>County:  Beale Code:  Student Age Group:  POWER Levels:

### LEAVER (Avg Career Duration)

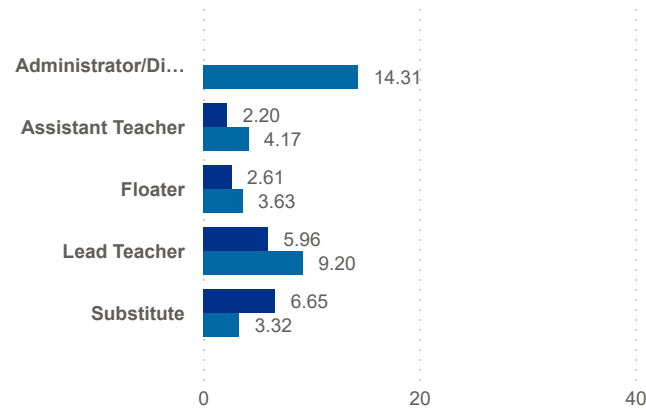
# 5.41

### STAYER (Avg Career Duration)

# 8.10

## Avg Career Duration by Job Title

Worker Status: ● Leaver ● Stayer



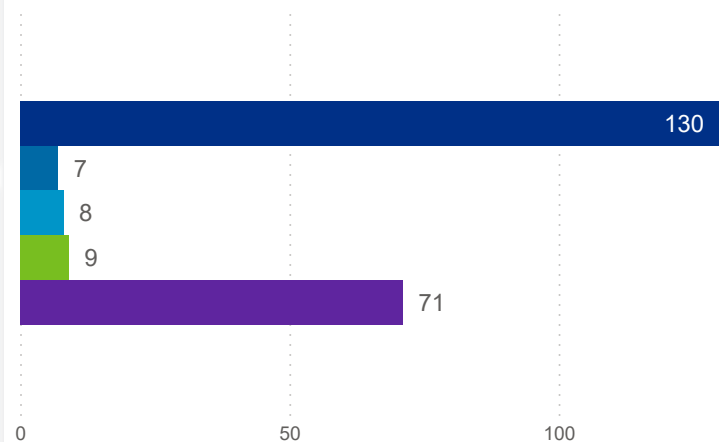
County	Job Title	Longest Serving Profile	\$ / hr	Seniority	Workload	Star Rating (Mean)
Allen	Administrator/Director	3.25		Early	20.25	0.0
Auglaize	Administrator/Director	0.68		Early	9.25	2.6
Hancock	Administrator/Director	2.60		Early	9.18	1.5
Hardin	Administrator/Director	3.25		Early	12.07	0.0
Mercer	Administrator/Director	1.25		Early	10.38	3.0
Van Wert	Administrator/Director	3.05		Early	5.68	2.5
Wyandot	Administrator/Director	1.25		Early	7.81	1.5
Allen	Administrator/Director	3.56	13.00	Early	9.00	0.0
Hardin	Administrator/Director	2.19	30.00	Early	12.07	0.0
Putnam	Administrator/Director	2.20	30.00	Early	20.00	3.0

### TOTAL STAYER

# 2,999

## Turnover Reasons

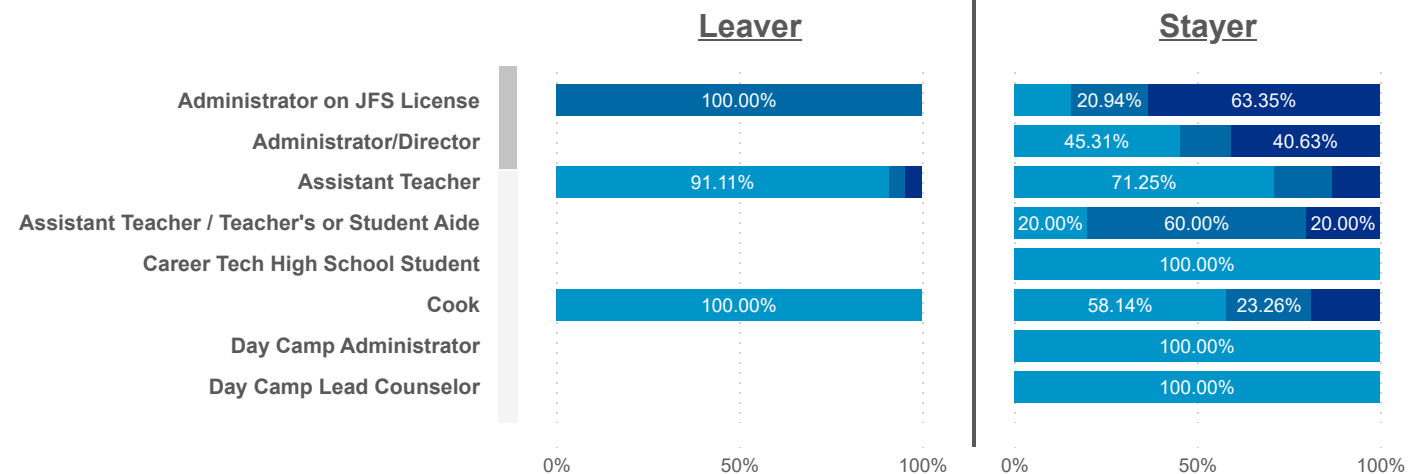
● Churn ● Internal ● Promotion ● Seasonal ● Transfer



### STAYER (Promotion)

# 8

Seniority: ● Early ● Mid ● Senior





Date:  Program Type: 
 Job Title:  Teacher Age Group:  Education:  TEACH Status:

Date:  Position Type: 
 SUTQ Rating:  Total Duration:  Center Type:  Publicly Funded:  POWER Status:

SDA>County:  Beale Code:  Student Age Group:  POWER Levels:

### LEAVER (Avg Career Duration)

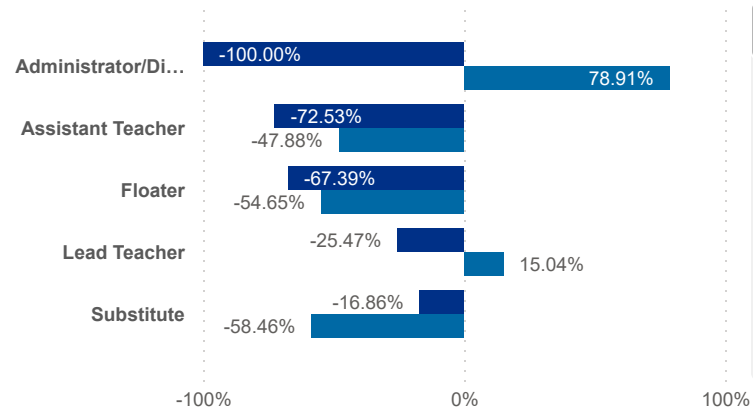
# 5.41

### STAYER (Avg Career Duration)

# 8.10

## Avg Career Duration by Job Title vs Mean

Worker Status: ● Leaver ● Stayer



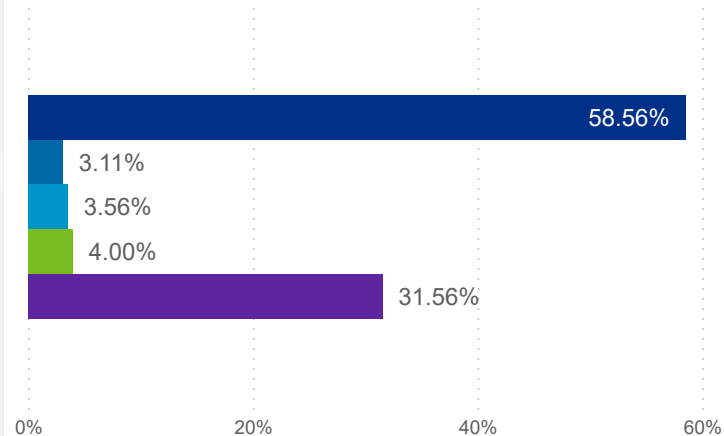
County	Job Title	Longest Serving Profile	\$ / hr	Seniority	Workload	Star Rating (mean)
Van Wert	Lead Teacher	0.02	15.50	Early	5.88	0.0
Hardin	Assistant Teacher	0.03	12.50	Mid	9.80	2.0
Auglaize	Assistant Teacher	0.04	13.00	Early	6.44	0.0
Allen	Assistant Teacher	0.04	15.69	Early	13.38	3.0
Hardin	Floater	0.04	20.00	Early	3.73	3.0
Wyandot	Early Intervention Service Coordinator	0.04		Early	0.00	0.0
Wyandot	Early Intervention Service Coordinator Supervisor	0.04		Early	0.00	0.0
Putnam	Assistant Teacher	0.05	12.56	Early	7.45	0.0
Hancock	Lead Teacher	0.05	14.99	Mid	6.53	2.0
Mercer	Individual Service Provider Not Used	0.05		Early	6.67	3.0

### TOTAL STAYER

# 2,999

## Turnover Reasons

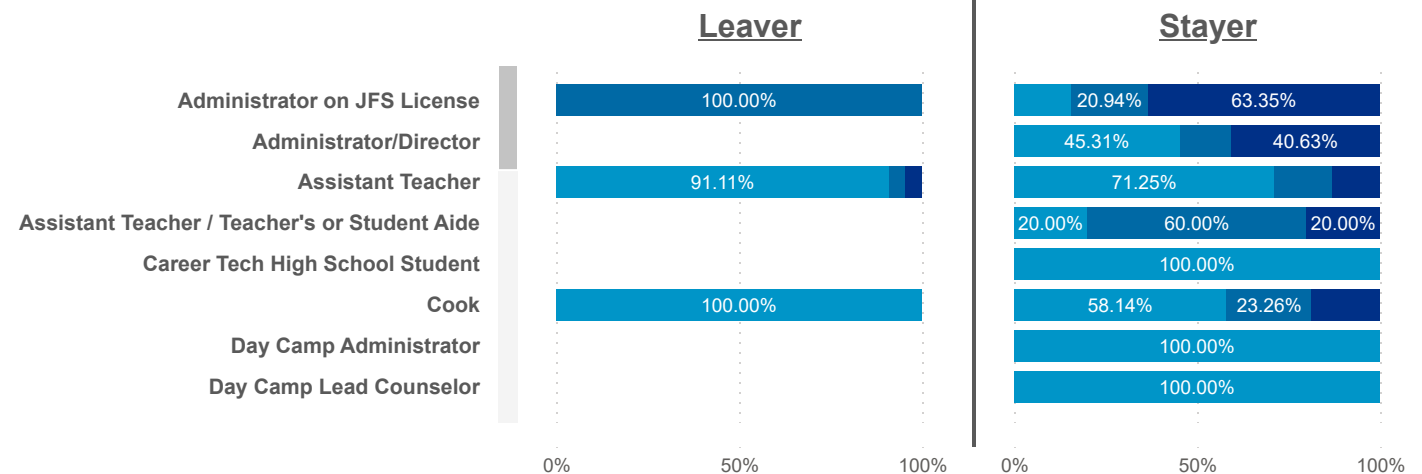
● Churn ● Internal ● Promotion ● Seasonal ● Transfer



### STAYER (Promotion)

# 8

Seniority: ● Early ● Mid ● Senior





Date: 202410 | Program Type: All | Job Title: All | Teacher Age Group: All | Education: All | TEACH Status: All

202412 | Position Type: All | SUTQ Rating: All | Total Duration: 0.00 | Center Type: All | Publicly Funded: All | POWER Status: All

SDA>County: SDA 7 | Beale Code: All | Student Age Group: All | POWER Levels: All

### PAY MEDIAN (USD)

### PAY PROGRESSION (USD)

### PAY & CAREER SENIORITY (USD)

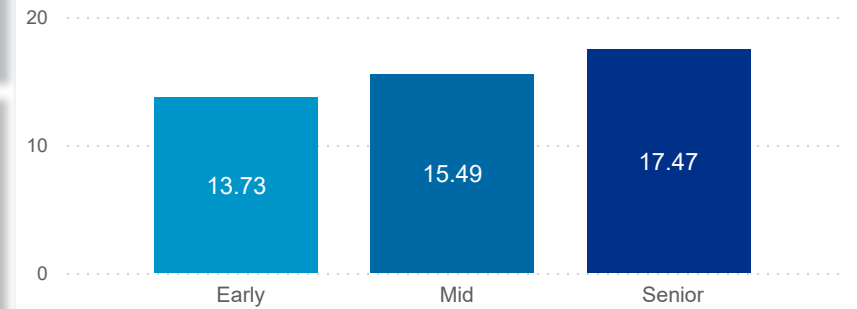
**LEAVER**  
12.00

**STAYER**  
13.89

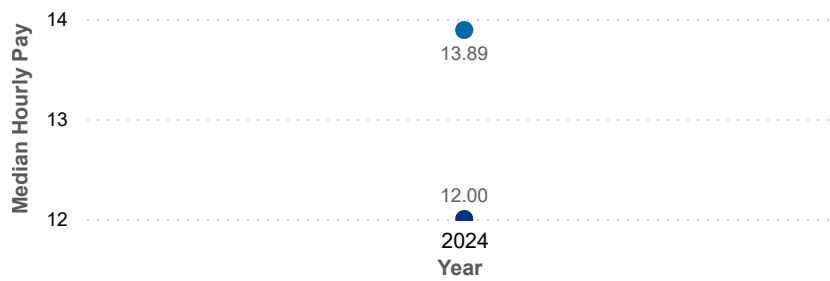
**LEAVER**  
0.73

**STAYER**  
0.57

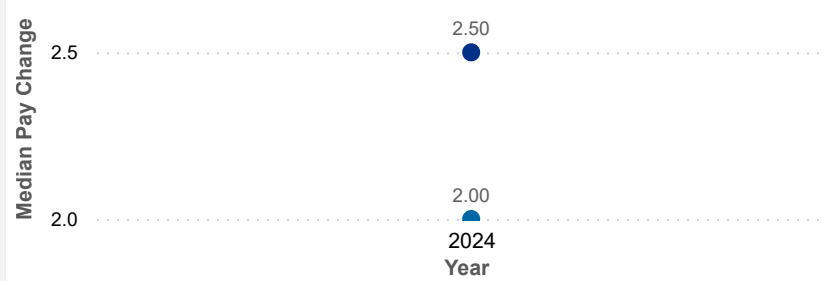
Seniority: ● Early ● Mid ● Senior



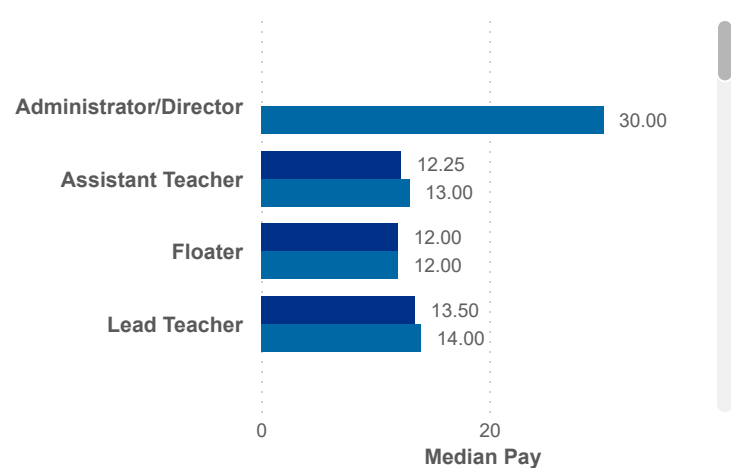
Worker Status: ● Leaver ● Stayer



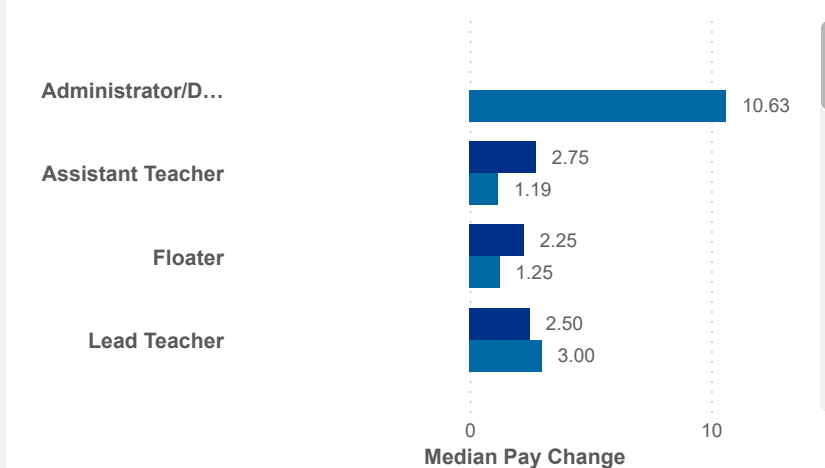
Worker Status: ● Leaver ● Stayer



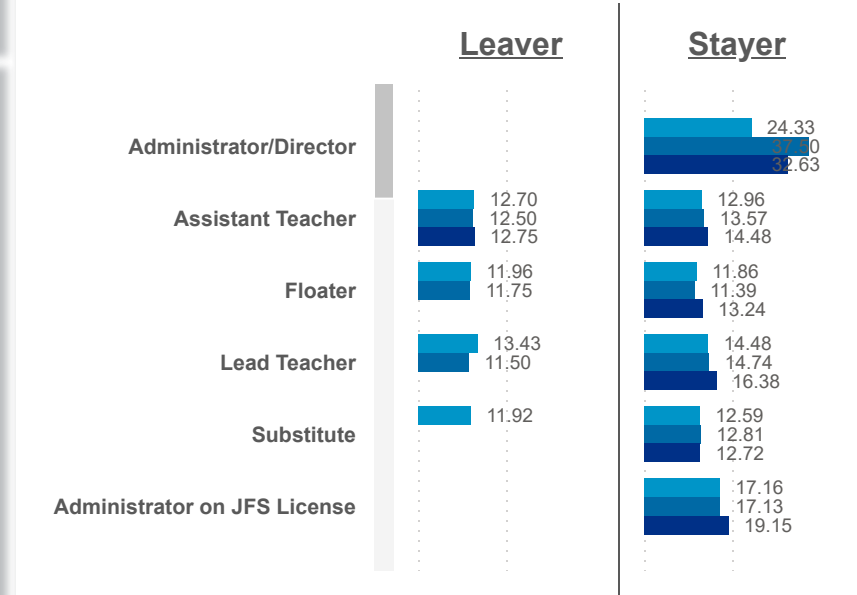
Worker Status: ● Leaver ● Stayer



Worker Status: ● Leaver ● Stayer



Seniority: ● Early ● Mid ● Senior







Date:  Program Type:  Job Title:  Teacher Age Group:  Education:  TEACH Status:   
 Position Type:  SUTQ Rating:  Total Duration:  Center Type:  Publicly Funded:  TEACH Models:   
 SDA>County:  Beale Code:  Student Age Group:  POWER Status:   
 POWER Levels:

### PAY MEDIAN (USD)

### PAY PROGRESSION (USD)

### PAY & CAREER SENIORITY (USD)

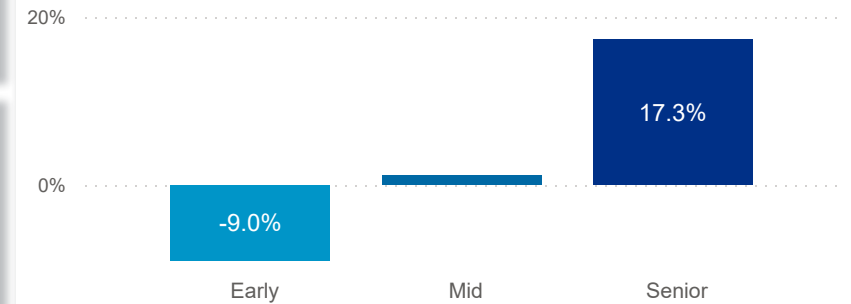
**LEAVER**  
**12.00**

**STAYER**  
**13.89**

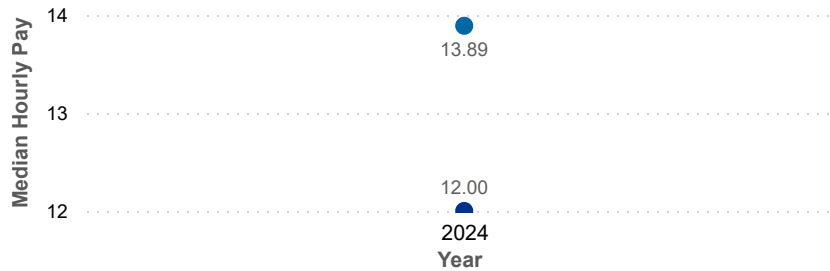
**LEAVER**  
**0.73**

**STAYER**  
**0.57**

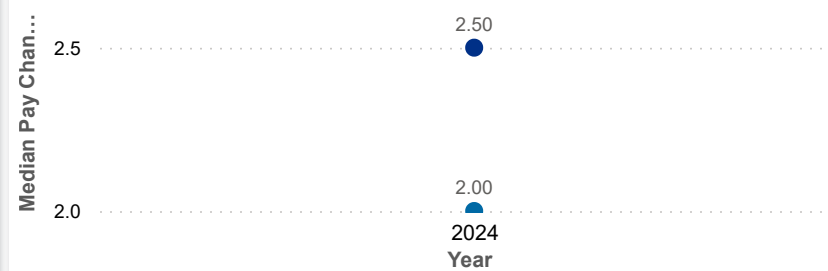
Seniority: ● Early ● Mid ● Senior



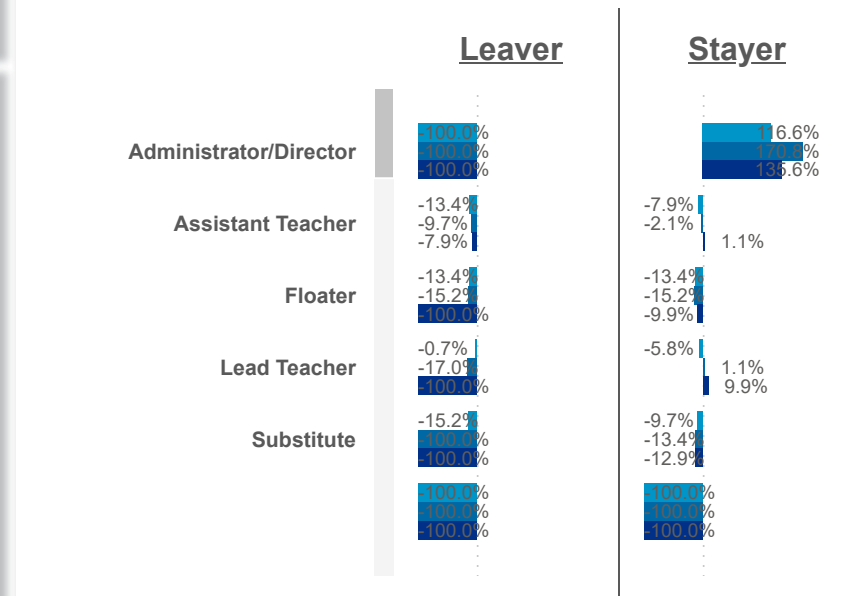
Worker Status: ● Leaver ● Stayer



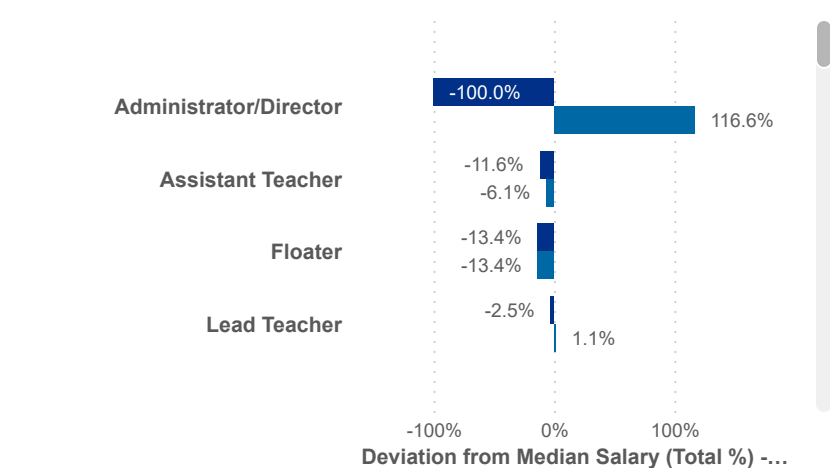
Worker Status: ● Leaver ● Stayer



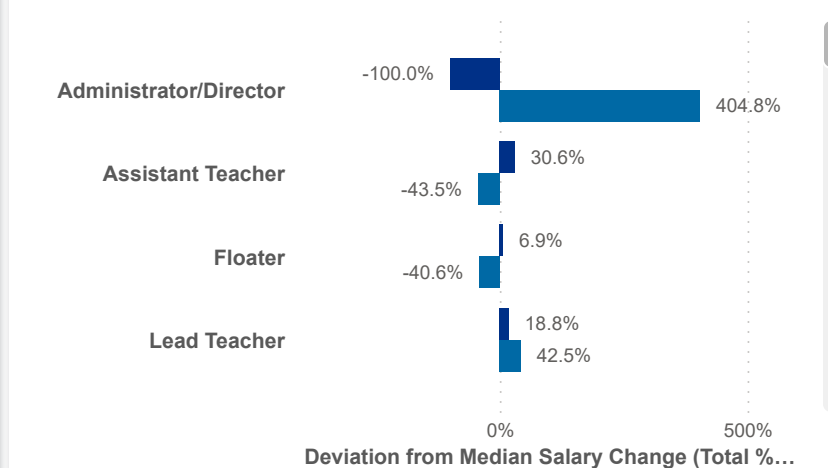
Seniority: ● Early ● Mid ● Senior



Worker Status: ● Leaver ● Stayer



Worker Status: ● Leaver ● Stayer





Date: 202410 | Program Type: All | Job Title: All | Teacher Age Group: All | Education: All | TEACH Status: All

202412 | Position Type: All | SUTQ Rating: All | Total Duration: 0.00 | Center Type: All | Publicly Funded: All | POWER Status: All

SDA>County: SDA 7 | Beale Code: All | Student Age Group: All | POWER Levels: All

Total Duration: 100.00

### Workload Median (Total)

5.00

### Workload Median (Leaver)

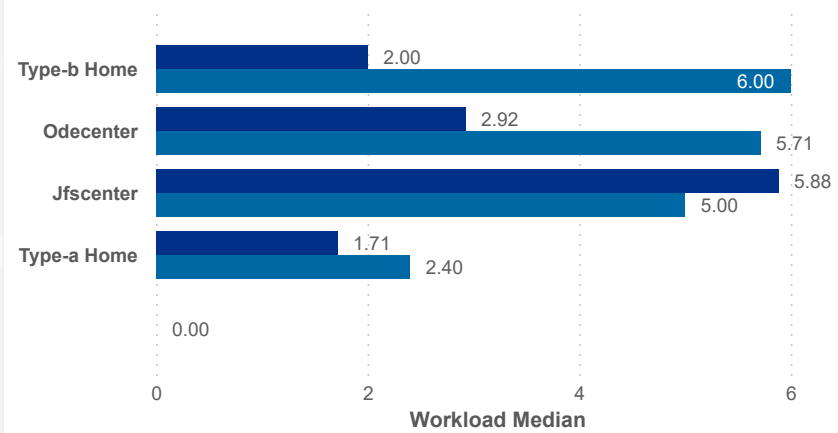
5.88

### Workload Median (Stayer)

5.00

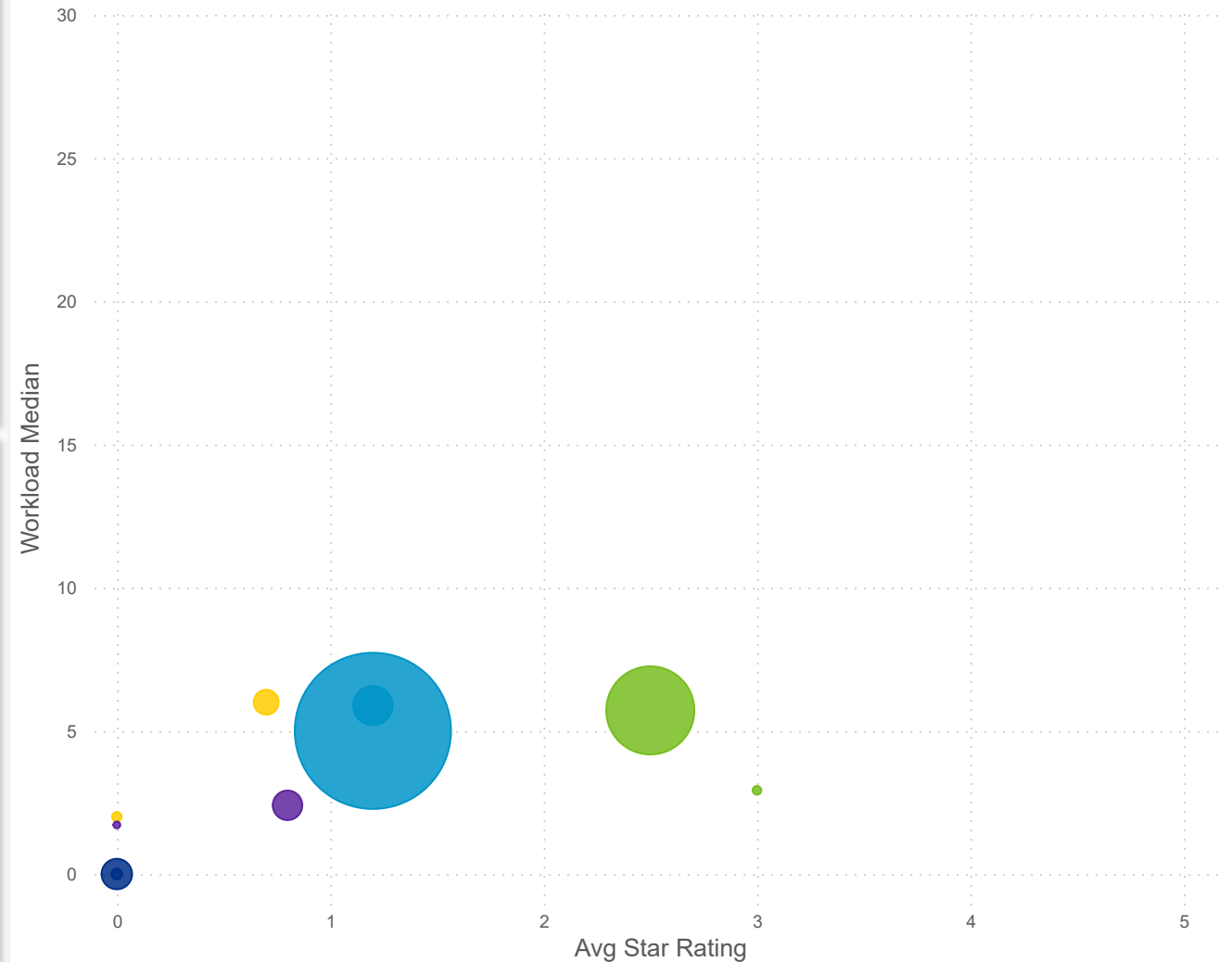
### Workload Median

Worker status ● Leaver ● Stayer



### Star Rating Mean, Workload Median, and Number of Users by Worker Status and Center Type

Center Type: ● Day Camp ● Jfscenter ● Odecenter ● Type-a Home ● Type-b Home



### Star Rating Mean (Total)

1.4

### Star Rating Mean (Leaver)

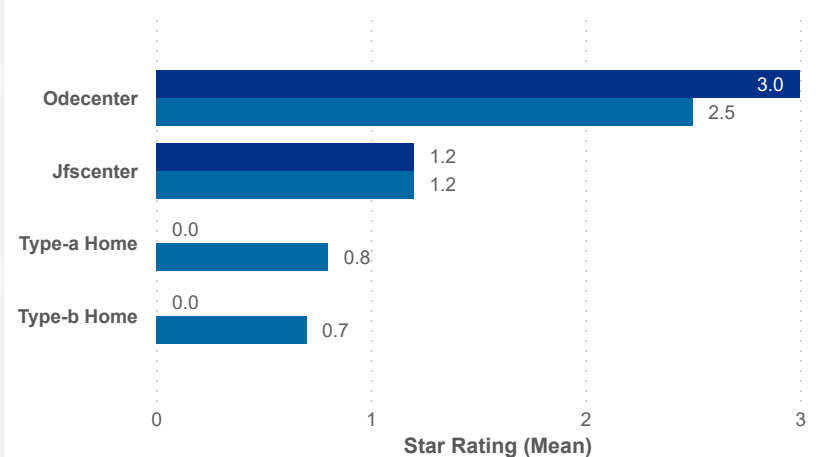
1.2

### Star Rating Mean (Stayer)

1.4

### Star Rating Mean

Worker status ● Leaver ● Stayer





Date:  Program Type: 
 Job Title:  Teacher Age Group:  Education:  TEACH Status:

Date:  Position Type: 
 SUTQ Rating:  Total Duration:  Center Type:  Publicly Funded:  POWER Status:

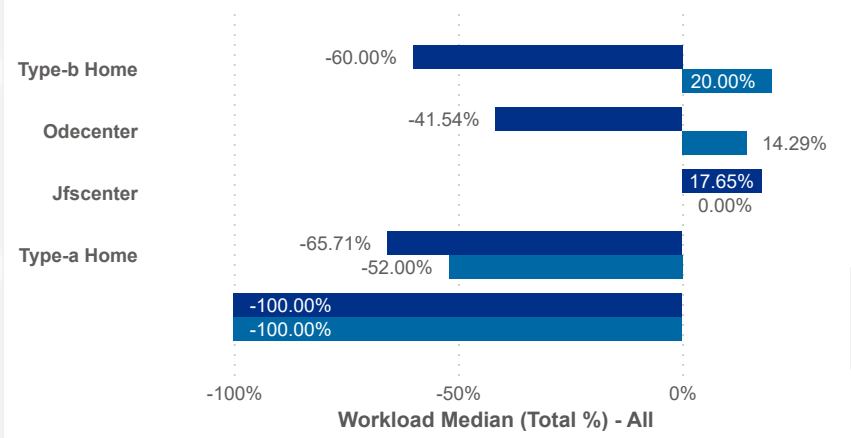
SDA>County:  Beale Code:  Student Age Group:  POWER Levels:

### Workload Median (Total)

# 5.00

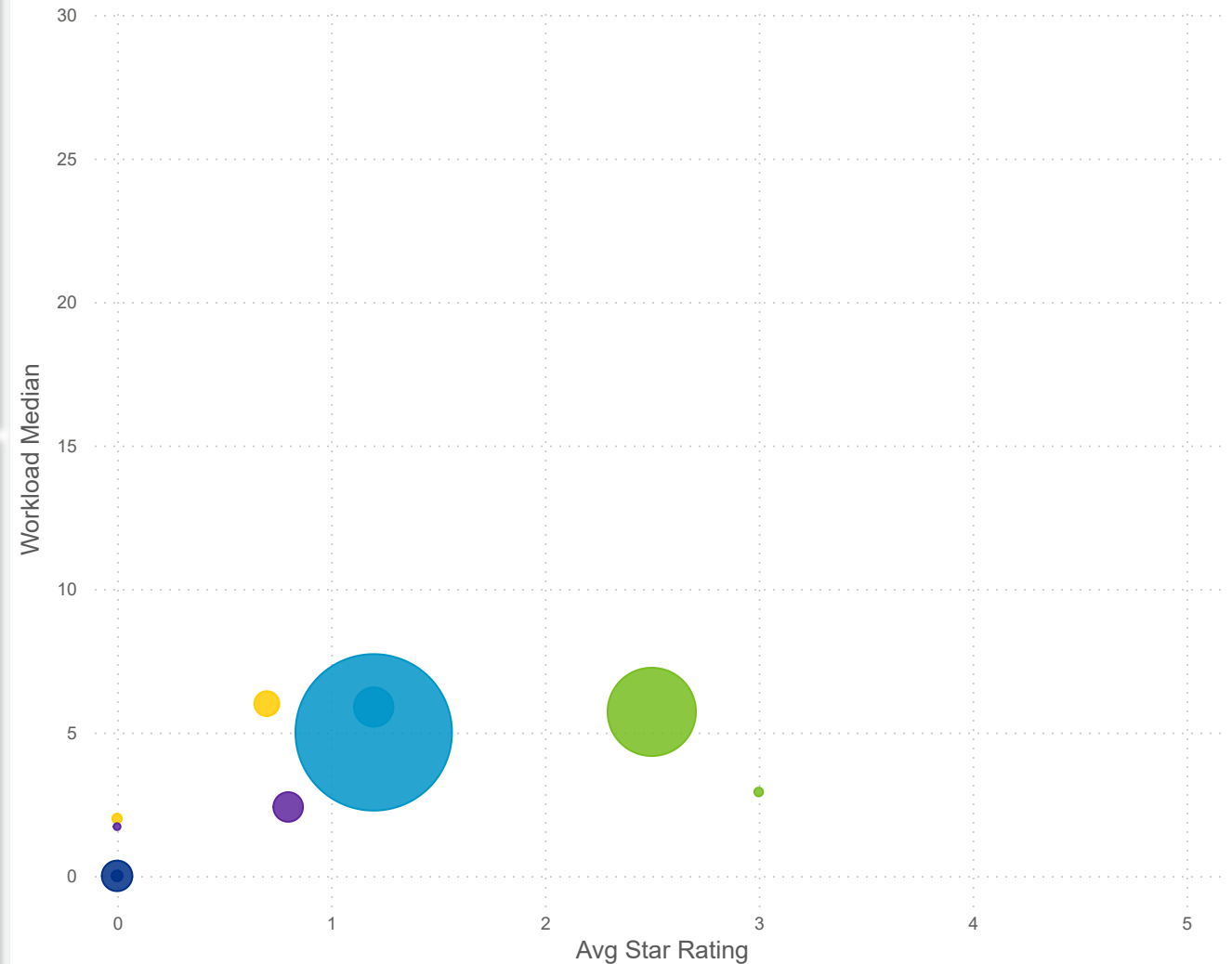
### Workload Median (Total %)

Worker status ● Leaver ● Stayer



### Star Rating Mean, Workload Median, and Number of Users by Worker Status and Center Type

Center Type: ● Day Camp ● Jfscenter ● Odecenter ● Type-a Home ● Type-b Home



### Workload Median (Leaver)

# 5.88

### Workload Median (Stayer)

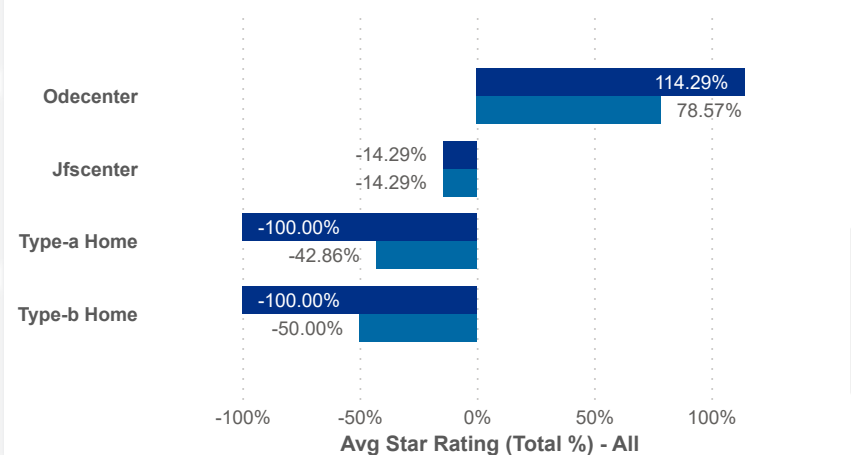
# 5.00

### Star Rating Mean (Total)

# 1.4

### Star Rating Mean (Total %)

Worker status ● Leaver ● Stayer



### Star Rating Mean (Leaver)

# 1.2

### Star Rating Mean (Stayer)

# 1.4




Date: 202410 Program Type: All Job Title: All Teacher Age Group: All Education: All TEACH Status: All  
 202412 Position Type: All SUTQ Rating: All Total Duration: 0.00 Center Type: All Publicly Funded: All POWER Status: All  
 SDA>County: SDA 7 Beale Code: All Student Age Group: All POWER Levels: All

### PAY MEAN (USD)

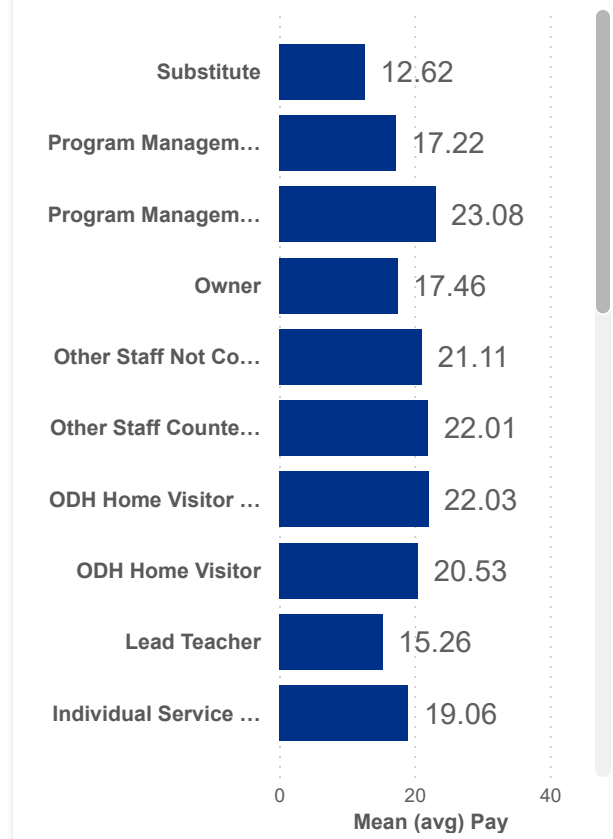
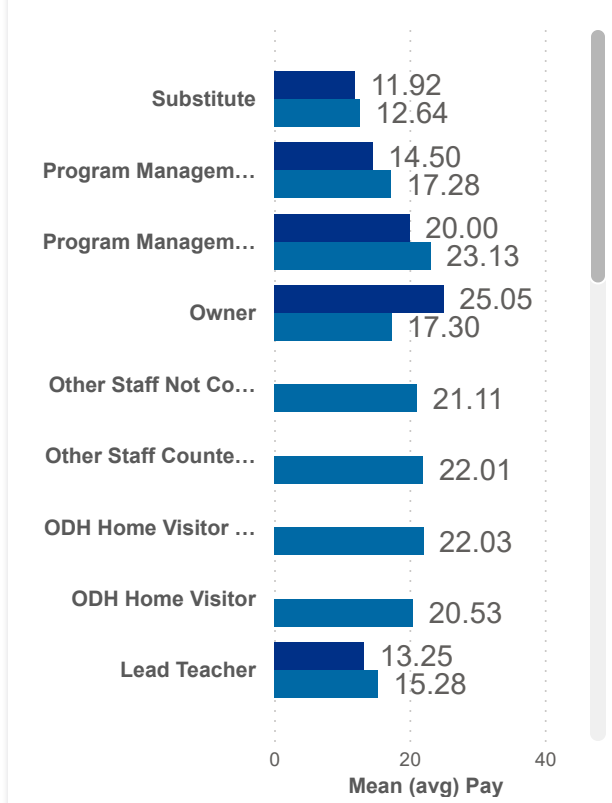
LEAVER	STAYER	COMBINED
<b>13.50</b>	<b>15.28</b>	<b>15.25</b>

### Salary Mean by Year and Worker Status

Worker status ● Leaver ● Stayer



Worker ... ● Leaver ● Stayer



### Combined Salary Mean by Year and Worker Status

