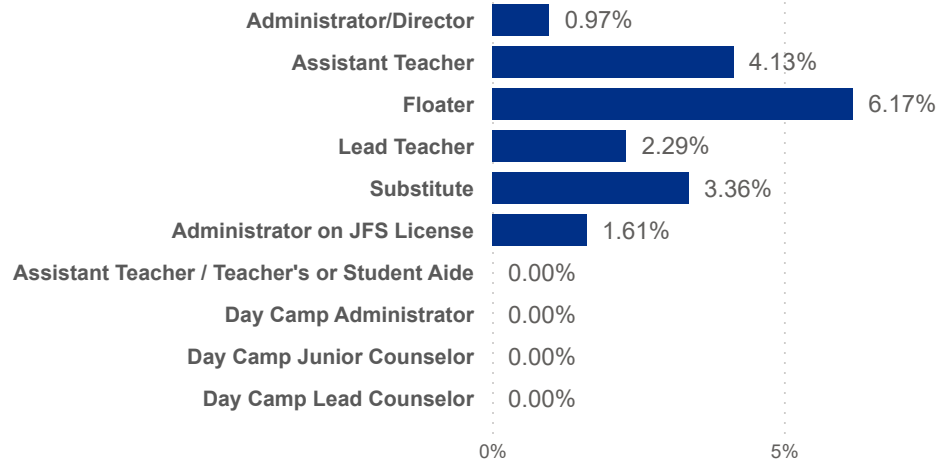




Date: Program Type: Job Title: Teacher Age Group: Education: TEACH Status:
 Position Type: SUTQ Rating: Total Duration: Center Type: Publicly Funded: POWER Status:
 SDA>County: Beale Code: Student Age Group: POWER Levels:

Avg Monthly Turnover Rates by Job Title



Avg Monthly Turnover

3.04%

Adjusted Workers

4,483

Total Leaver

239

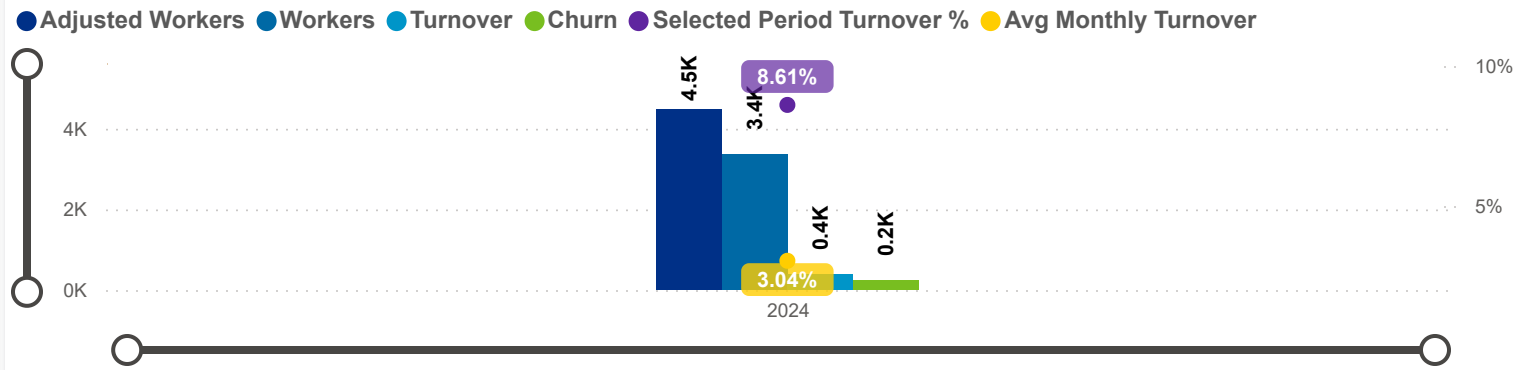
Total Stayer

4,244

Sel Period Turnover

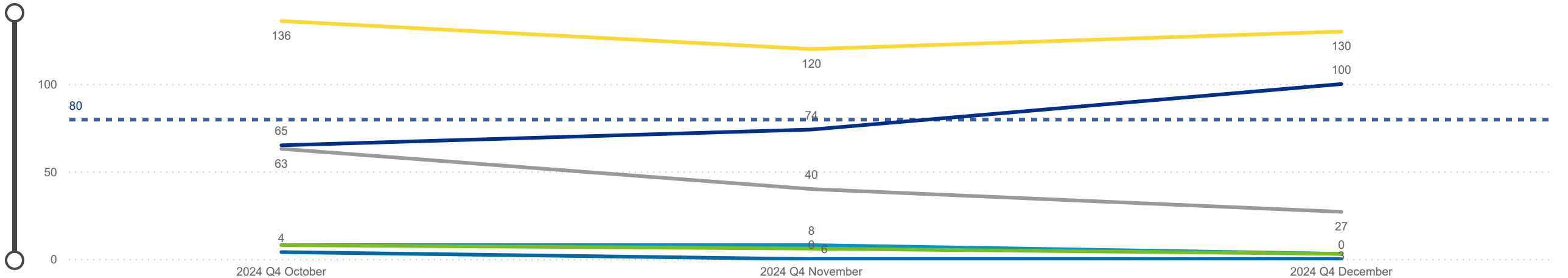
8.61%

Avg Monthly Turnover and Number of Workers



Categorization by Time Series

Churn Internal Promotion Seasonal Transfer Turnover

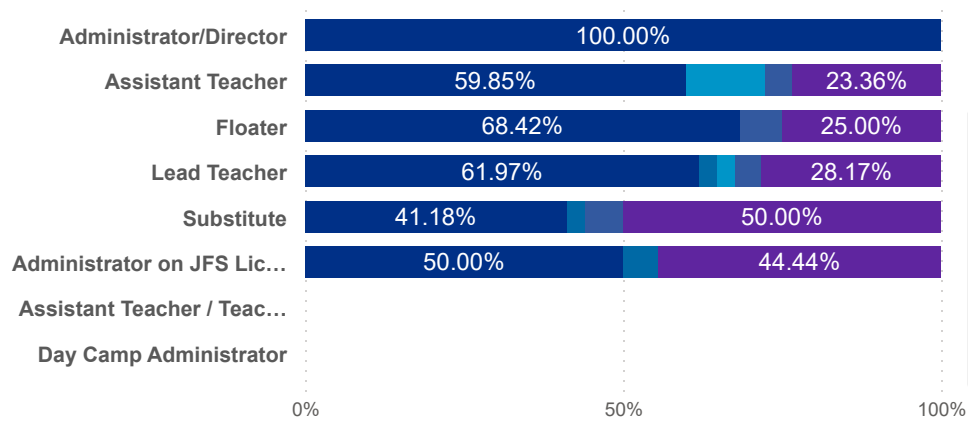




Date: Program Type: Job Title: Teacher Age Group: Education: TEACH Status:
 Position Type: SUTQ Rating: Total Duration: Center Type: Publicly Funded: POWER Status:
 SDA>County: Beale Code: Student Age Group: POWER Levels:

Job Change Reasons by Job Title

● Churn ● Internal ● Promotion ● Seasonal ● Transfer



Avg Monthly Churn

1.88%

Adjusted Workers

4,483

Workload Median

5.73

Pay Median USD / hr

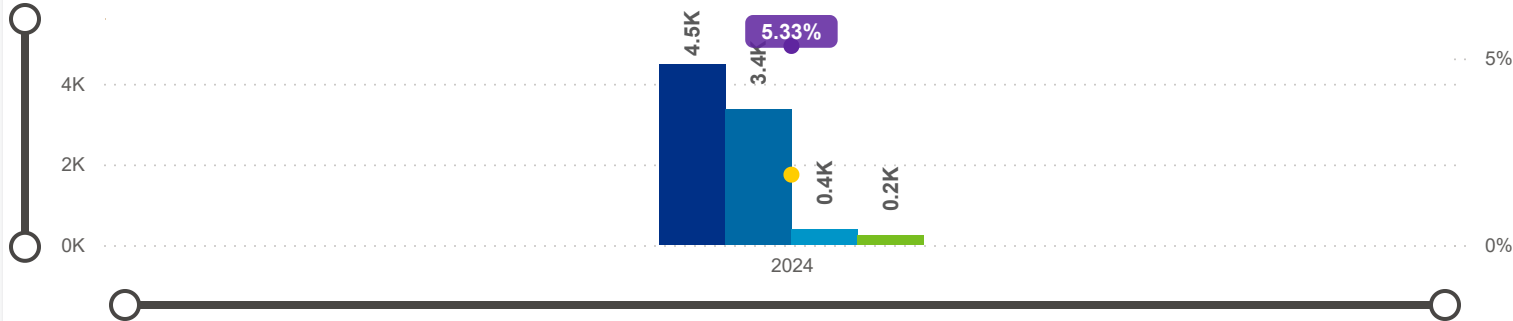
15.00

Avg ECE Duration

6.45

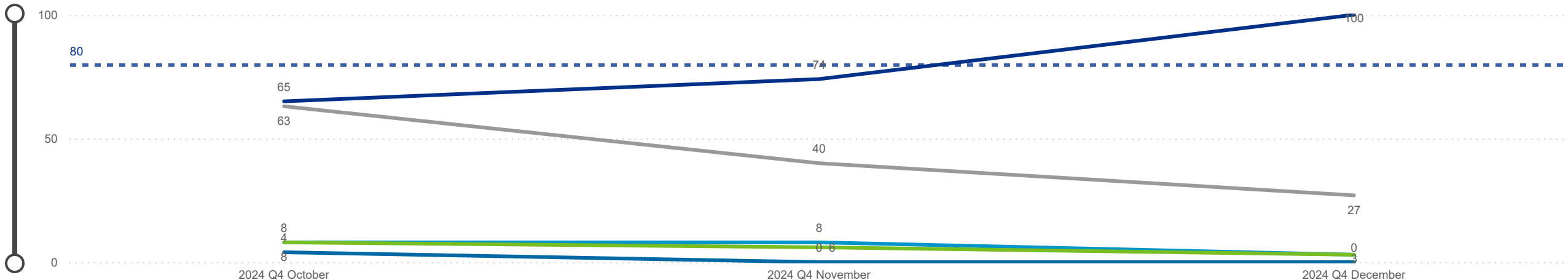
Avg Monthly Churn and Number of Workers

● Adjusted Workers ● Workers ● Turnover ● Churn ● Selected Period Churn % ● Avg Monthly Churn

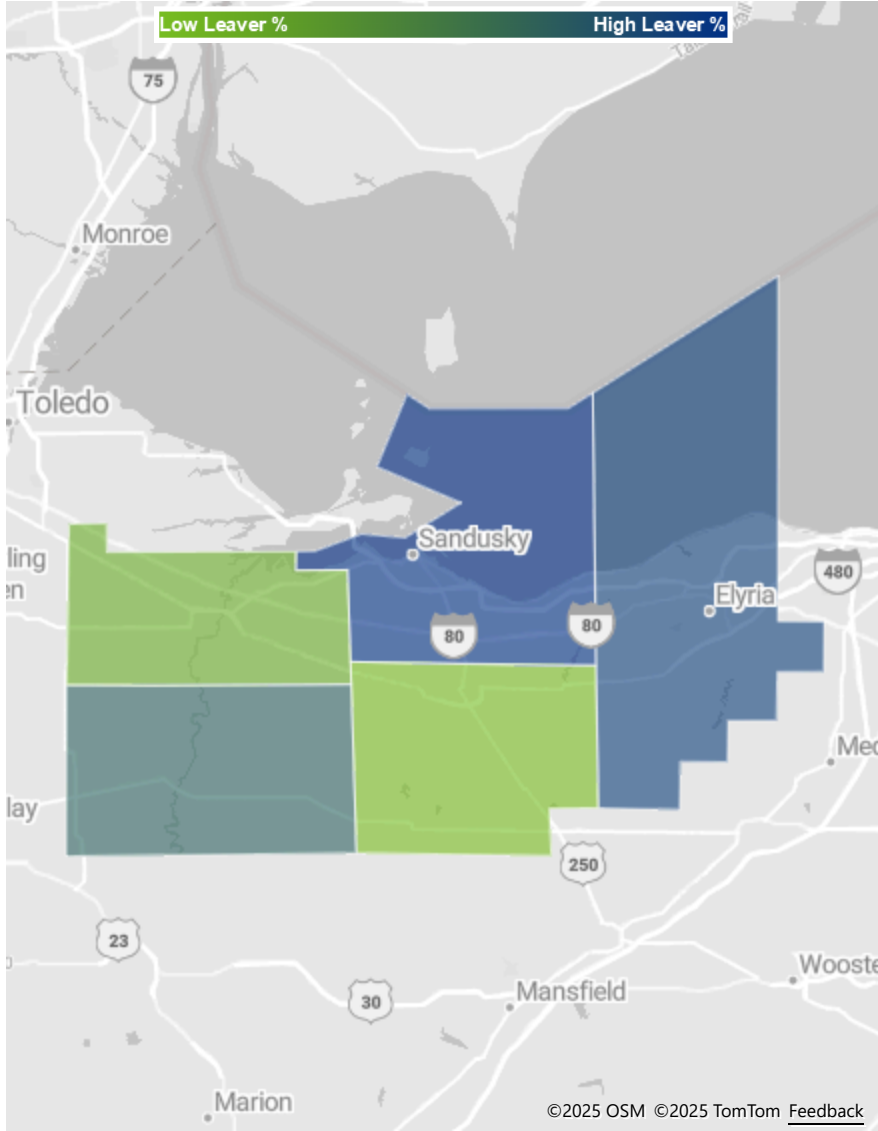


Categorization by Time Series

● Churn ● Internal ● Promotion ● Seasonal ● Transfer

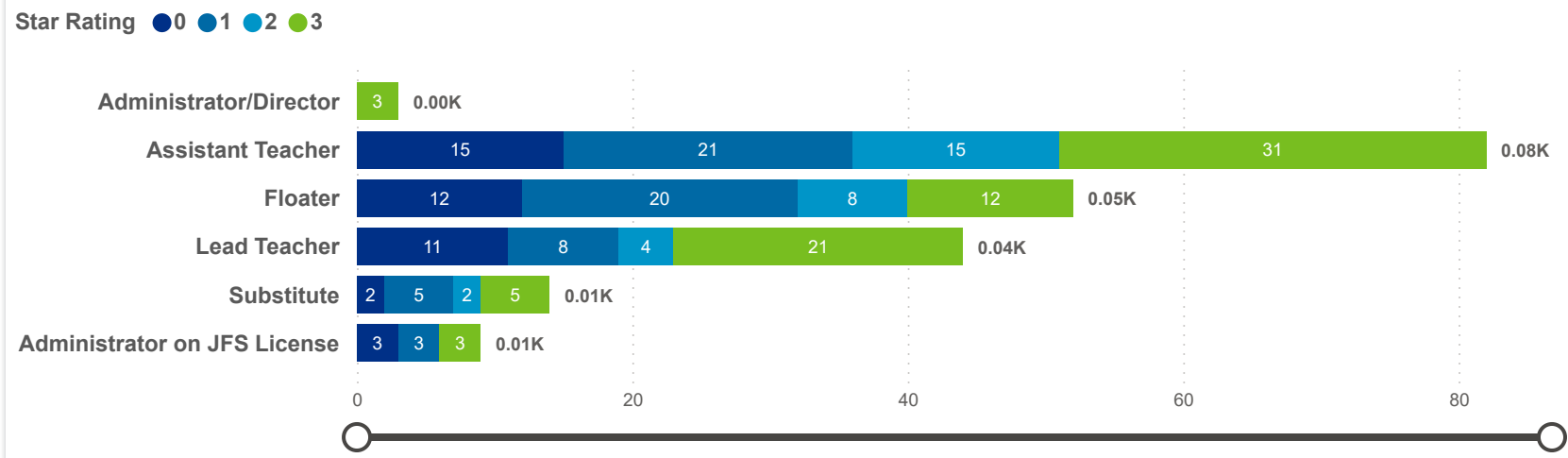


Date: 202410 | Program Type: All | Job Title: All | Teacher Age Group: All | Education: All | TEACH Status: All
 202412 | Position Type: All | SUTQ Rating: All | Total Duration: 0.00 | Center Type: All | Publicly Funded: All | POWER Status: All
 SDA>County: SDA 2 | Beale Code: All | Student Age Group: All | POWER Levels: All



ADJUSTED WORKERS	TOTAL LEAVER	TOTAL STAYER	SELECTED PERIOD CHURN %
4,483	239	4,244	5.33%

Leaver by Job Title and Star Rating



County	Adjusted Workers	Workers	Workers %	Total Leaver	Total Stayer	Selected Period Churn %	Stayer %	Avg Monthly Churn	Selected Period Turnover %	Avg Monthly Turnover	Workload Median	Avg Star Rating
Seneca OH	237	197	5.85%	12	225	5.06%	94.94%	1.81%	7.17%	2.56%	6.15	2.02
Lorain OH	2,760	2,096	62.27%	165	2,595	5.98%	94.02%	2.12%	10.07%	3.57%	5.71	1.86
Sandusky OH	620	423	12.57%	20	600	3.23%	96.77%	1.14%	4.35%	1.54%	5.86	1.47
Huron OH	383	301	8.94%	11	372	2.87%	97.13%	1.00%	5.22%	1.82%	4.29	1.47
Erie OH	486	377	11.20%	31	455	6.38%	93.62%	2.23%	9.05%	3.17%	6.00	1.20
Total	4,483	3,366	100.00%	239	4,244	5.33%	94.67%	1.88%	8.61%	3.04%	5.73	1.71

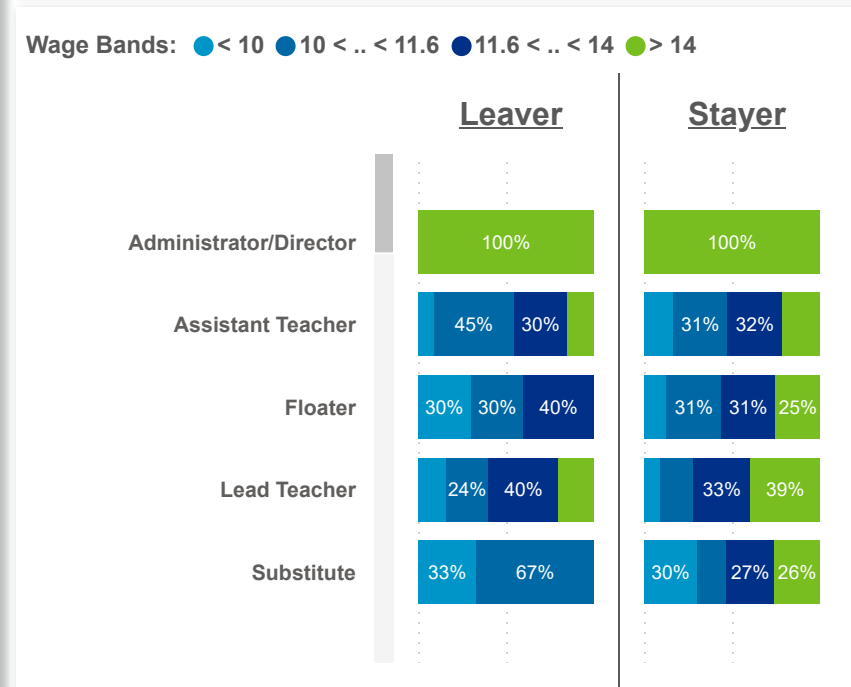
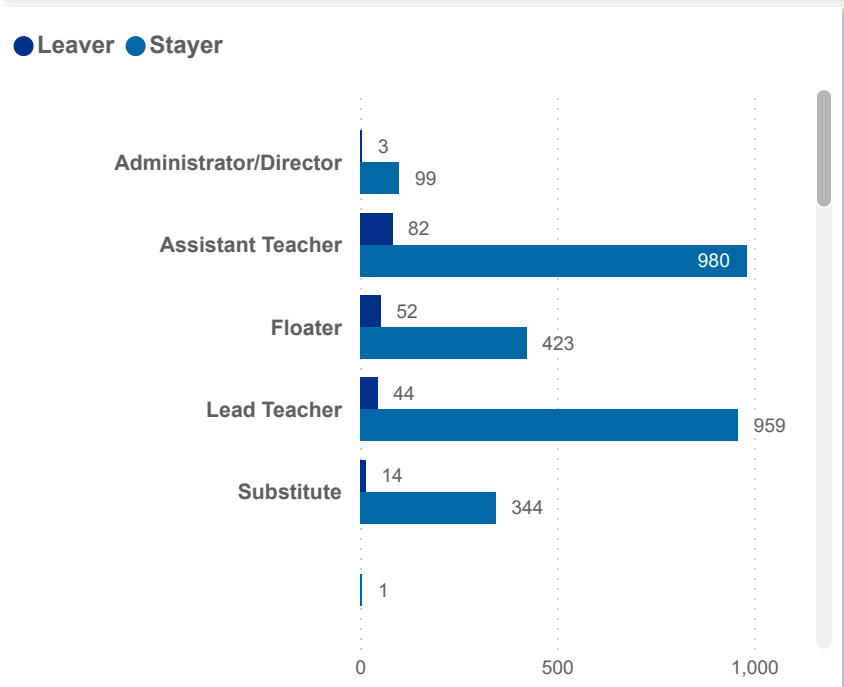
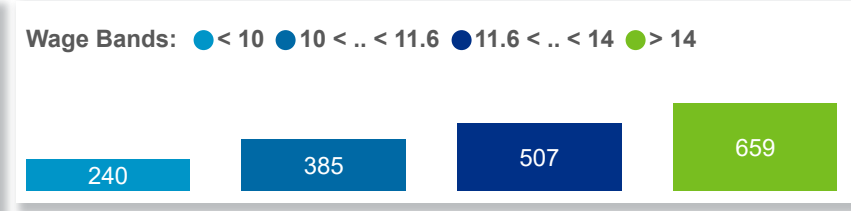
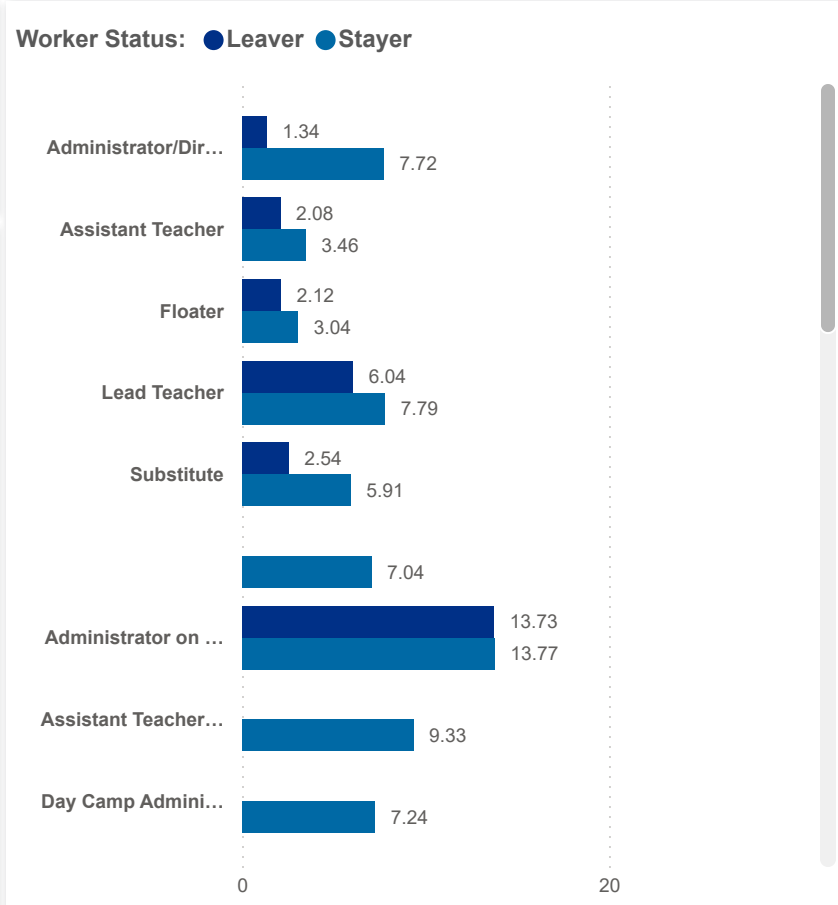



Date: 202410 | Program Type: All | Job Title: All | Teacher Age Group: All | Education: All | TEACH Status: All

202412 | Position Type: All | SUTQ Rating: All | Total Duration: 0.00 | Center Type: All | Publicly Funded: All | POWER Status: All

SDA>County: SDA 2 | Beale Code: All | Student Age Group: All | POWER Levels: All

NUMBER OF WORKERS		AVG ECE DURATION (In Years)		HOURLY WAGE BANDS (USD)	
TOTAL LEAVER	TOTAL STAYER	LEAVER	STAYER	LEAVER (Hourly Wage MED)	STAYER (Hourly Wage MED)
239	4,244	3.92	6.52	13.44	15.00





Date: 202410 Program Type: All Job Title: All Teacher Age Group: All Education: All TEACH Status: All
 202412 Position Type: All SUTQ Rating: All Total Duration: 0.00 Center Type: All Publicly Funded: All POWER Status: All
 SDA>County: SDA 2 Beale Code: All Student Age Group: All POWER Levels: All

NUMBER OF WORKERS

AVG ECE DURATION (In Years)

HOURLY WAGE BANDS (USD)

LEAVER

STAYER

5.33%

94.67%

LEAVER

STAYER

3.92

6.52

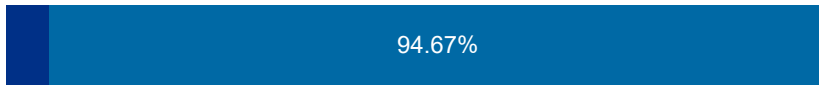
LEAVER (Hourly Wage MED)

STAYER (Hourly Wage MED)

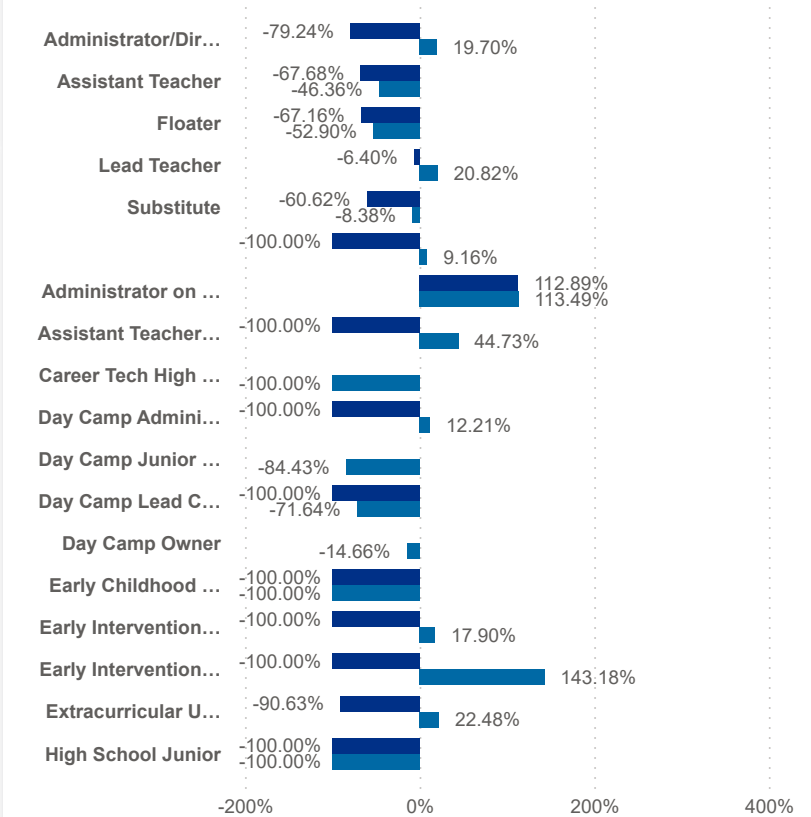
13.44

15.00

Leaver % Stayer %



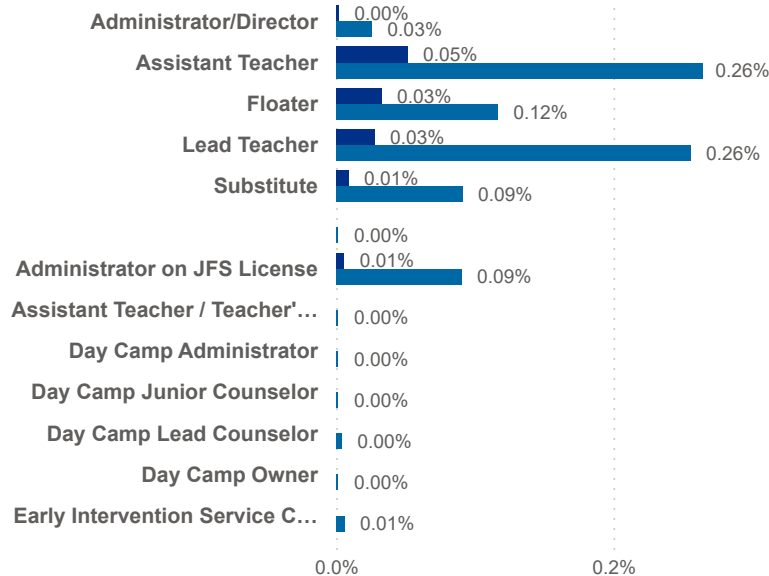
Worker Status: Leaver Stayer



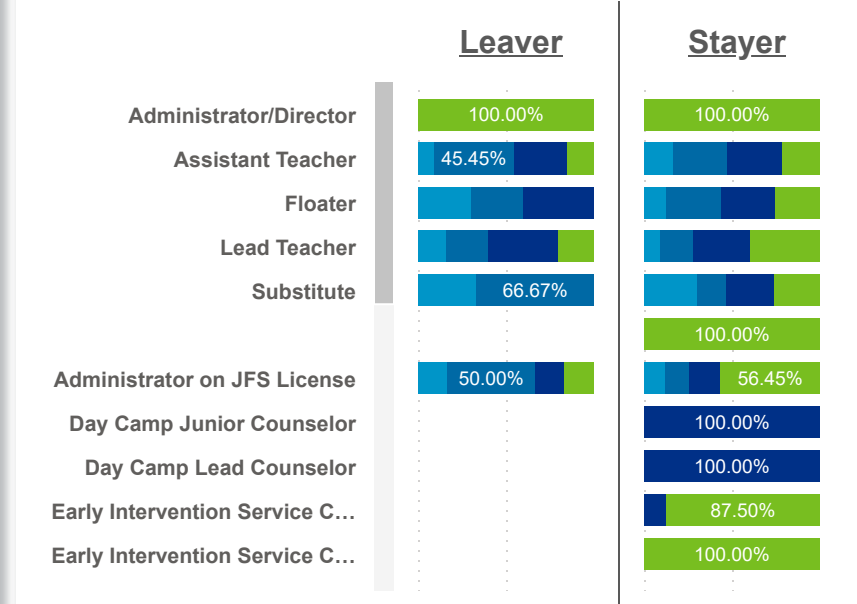
Wage Bands: < 10 10 < .. < 11.6 11.6 < .. < 14 > 14



Worker Status: Leaver Stayer



Wage Bands: < 10 10 < .. < 11.6 11.6 < .. < 14 > 14





Date: Program Type:
 Job Title: Teacher Age Group: Education: TEACH Status:

Date: Position Type:
 SUTQ Rating: Total Duration: Center Type: Publicly Funded: POWER Status:

SDA>County: Beale Code: Student Age Group: POWER Levels:

LEAVER (Avg Career Duration)

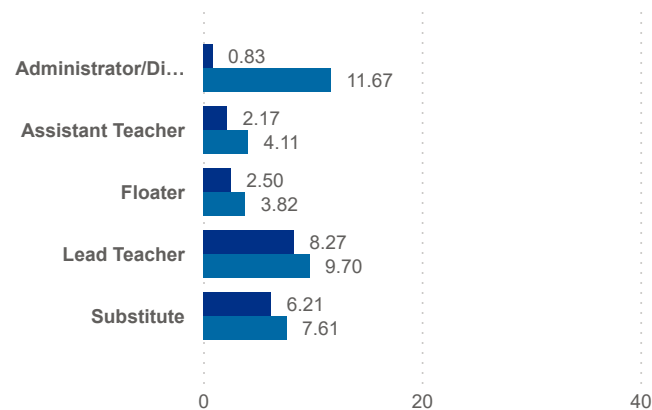
5.49

STAYER (Avg Career Duration)

9.42

Avg Career Duration by Job Title

Worker Status: ● Leaver ● Stayer



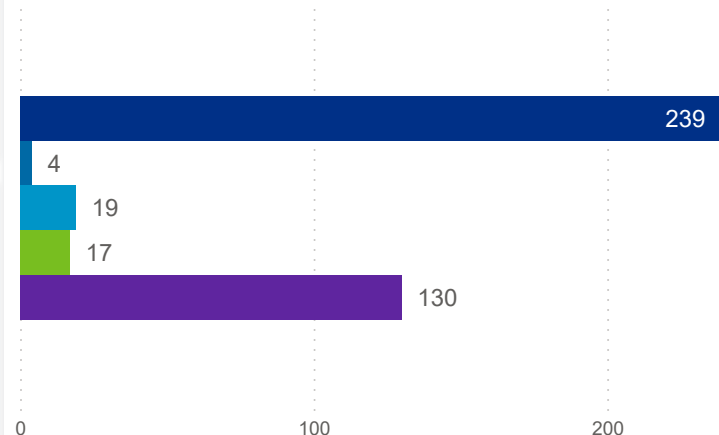
County	Job Title	Longest Serving Profile	\$ / hr	Seniority	Workload	Star Rating (Mean)
Erie	Administrator/Director	1.67		Early	7.17	1.7
Huron	Administrator/Director	2.27		Early	4.17	1.0
Lorain	Administrator/Director	1.63		Early	7.37	2.4
Sandusky	Administrator/Director	1.05		Early	8.46	3.0
Seneca	Administrator/Director	1.75		Early	6.13	3.0
Huron	Administrator/Director	3.17	19.49	Early	7.25	3.0
Lorain	Administrator/Director	0.01	24.00	Early	9.33	3.0
Huron	Administrator/Director	2.25	30.00	Early	4.40	0.0
Erie	Administrator/Director	6.23		Mid	6.99	1.5
Huron	Administrator/Director	2.88		Mid	13.72	0.5

TOTAL STAYER

4,244

Turnover Reasons

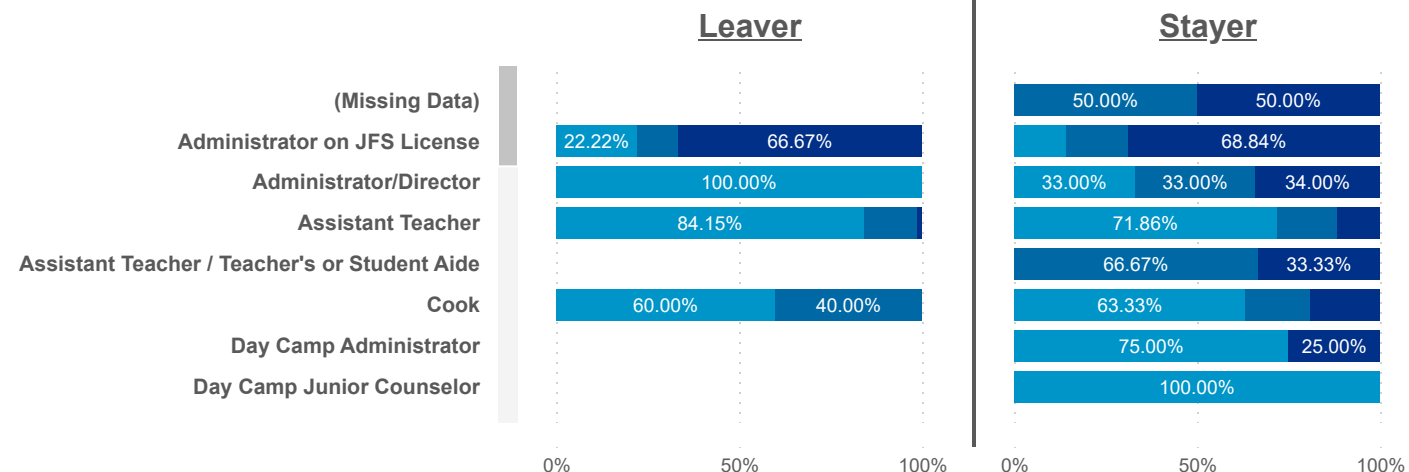
● Churn ● Internal ● Promotion ● Seasonal ● Transfer



STAYER (Promotion)

19

Seniority: ● Early ● Mid ● Senior





Date: Program Type:
 Job Title: Teacher Age Group: Education: TEACH Status:

 Position Type: Credential: TEACH Models:

 SDA>County: SUTQ Rating: Total Duration: Center Type: Publicly Funded: POWER Status:

 Beale Code: Student Age Group: POWER Levels:

LEAVER (Avg Career Duration)

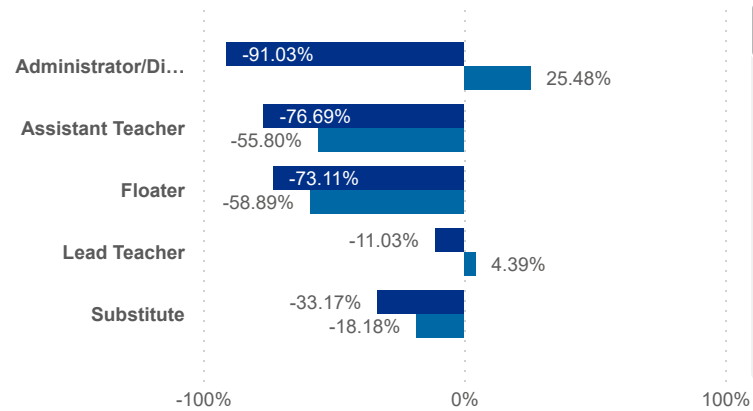
5.49

STAYER (Avg Career Duration)

9.42

Avg Career Duration by Job Title vs Mean

Worker Status: ● Leaver ● Stayer



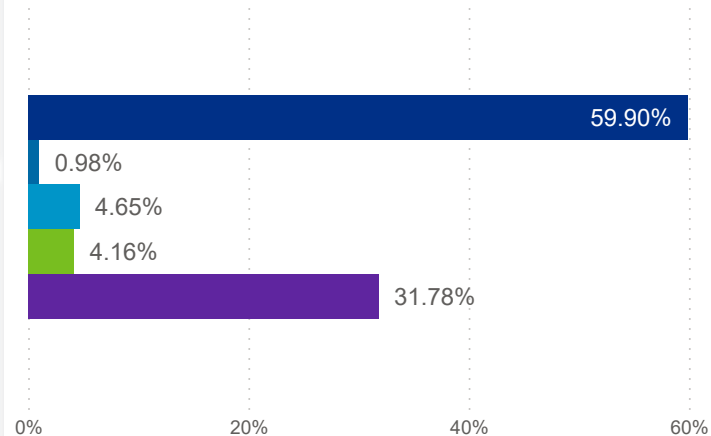
County	Job Title	Longest Serving Profile	\$ / hr	Seniority	Workload	Star Rating (mean)
Lorain	Administrator on JFS License	0.00	17.35	Early	6.00	3.0
Lorain	Administrator/Director	0.01	24.00	Early	9.33	3.0
Lorain	Floater	0.02	13.50	Early	4.28	2.0
Lorain	Lead Teacher	0.02	16.30	Early	4.78	2.0
Lorain	Program Management Used in Ratio	0.02	18.75	Early	14.58	3.0
Huron	Cook	0.02		Early	6.25	1.0
Sandusky	Assistant Teacher	0.03	19.00	Early	6.79	2.0
Erie	Floater	0.03	13.00	Early	16.00	1.0
Lorain	Cook	0.03		Mid	9.42	3.0
Sandusky	Assistant Teacher	0.04	19.41	Early	2.58	3.0
Huron	Floater	0.04	13.11	Early	3.55	1.0

TOTAL STAYER

4,244

Turnover Reasons

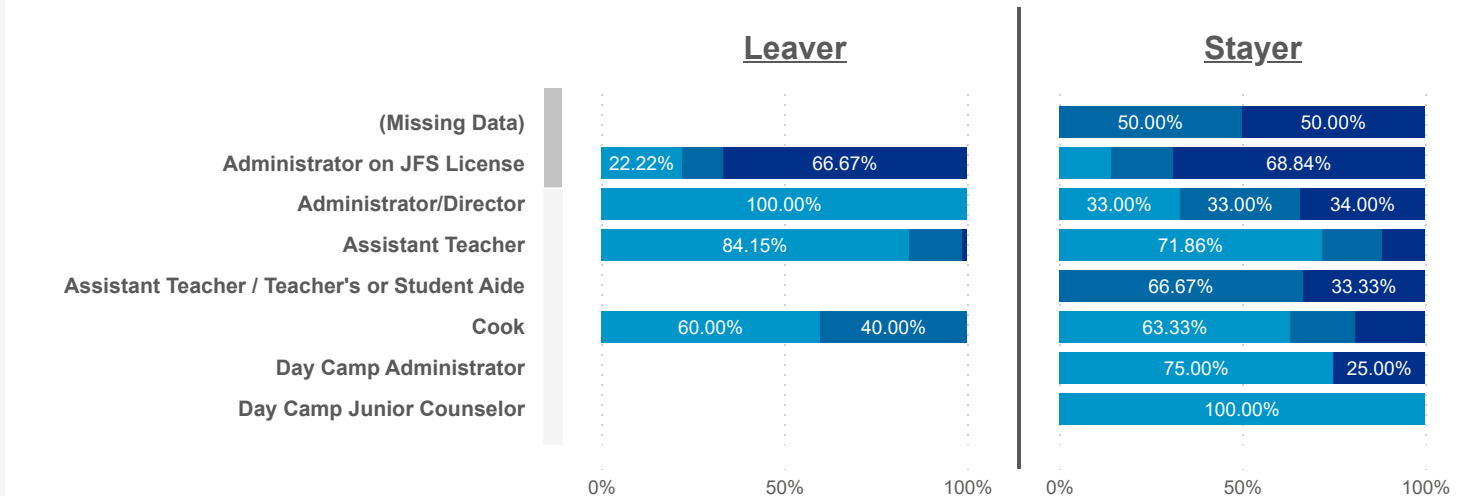
● Churn ● Internal ● Promotion ● Seasonal ● Transfer



STAYER (Promotion)

19

Seniority: ● Early ● Mid ● Senior





Date: Program Type: Job Title: Teacher Age Group: Education: TEACH Status:
 Position Type: SUTQ Rating: Total Duration: Center Type: Publicly Funded: POWER Status:
 SDA>County: Beale Code: Student Age Group: POWER Levels:

PAY MEDIAN (USD)

PAY PROGRESSION (USD)

PAY & CAREER SENIORITY (USD)

LEAVER

STAYER

13.44

15.00

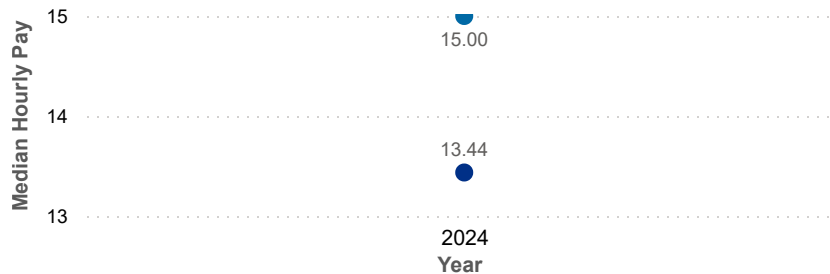
LEAVER

STAYER

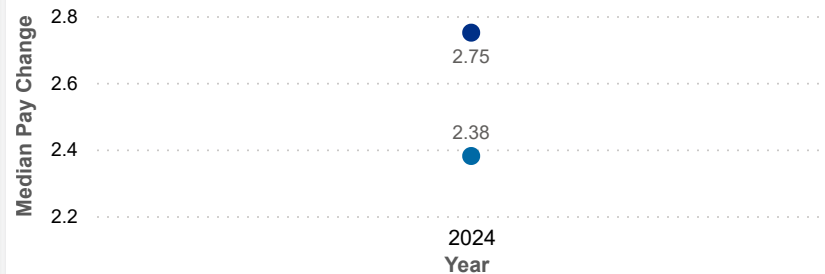
0.85

0.61

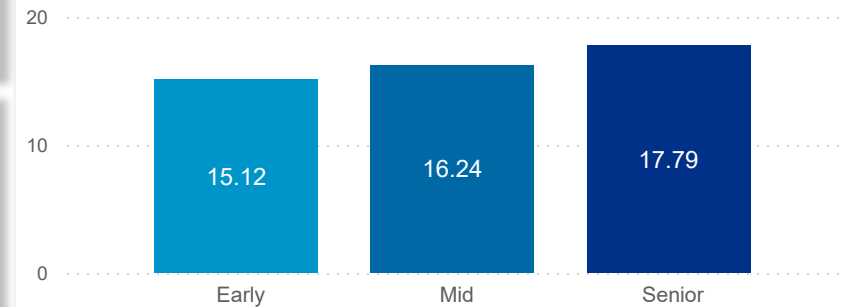
Worker Status: ● Leaver ● Stayer



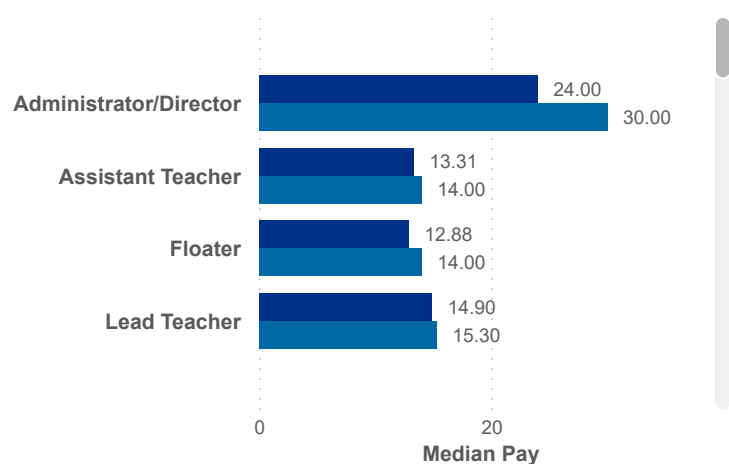
Worker Status: ● Leaver ● Stayer



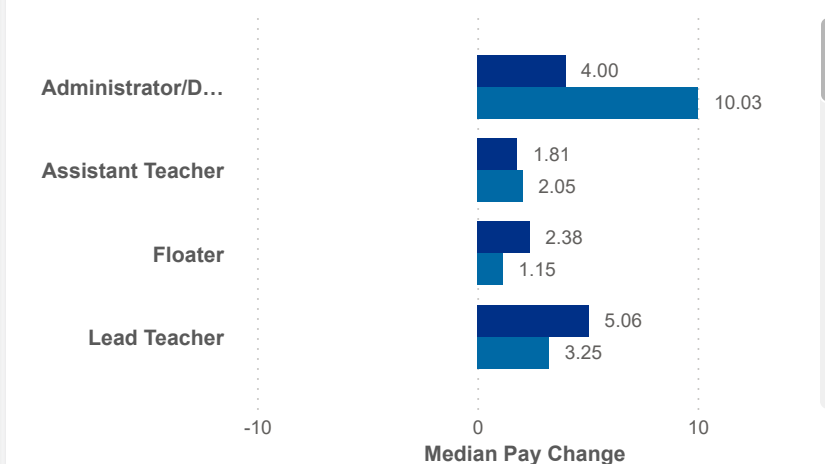
Seniority: ● Early ● Mid ● Senior



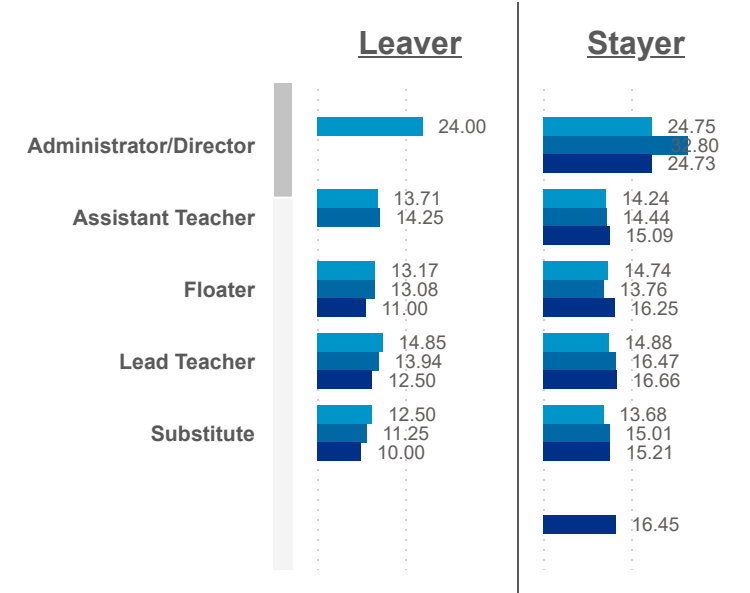
Worker Status: ● Leaver ● Stayer



Worker Status: ● Leaver ● Stayer



Seniority: ● Early ● Mid ● Senior





Date: Program Type: Job Title: Teacher Age Group: Education: TEACH Status:
 Position Type: SUTQ Rating: Total Duration: Center Type: Publicly Funded: POWER Status:
 SDA>County: Beale Code: Student Age Group: POWER Levels:

PAY MEDIAN (USD)

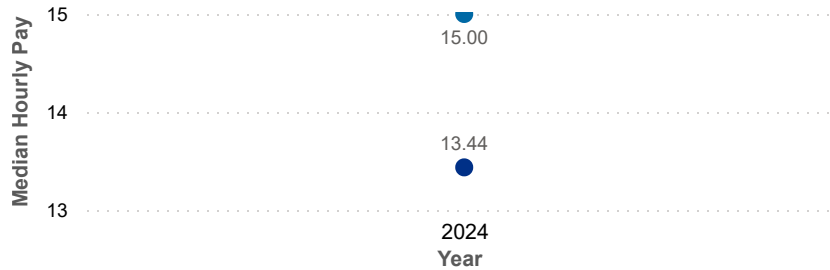
LEAVER

13.44

STAYER

15.00

Worker Status: ● Leaver ● Stayer



PAY PROGRESSION (USD)

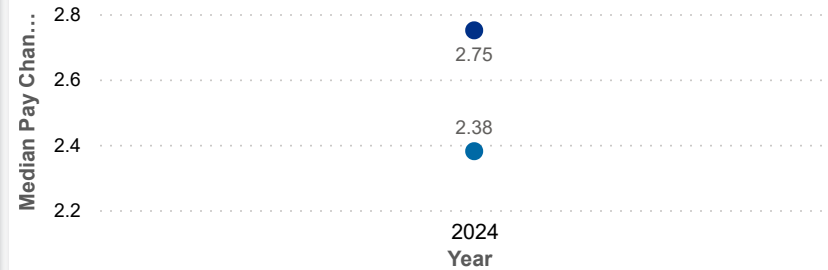
LEAVER

0.85

STAYER

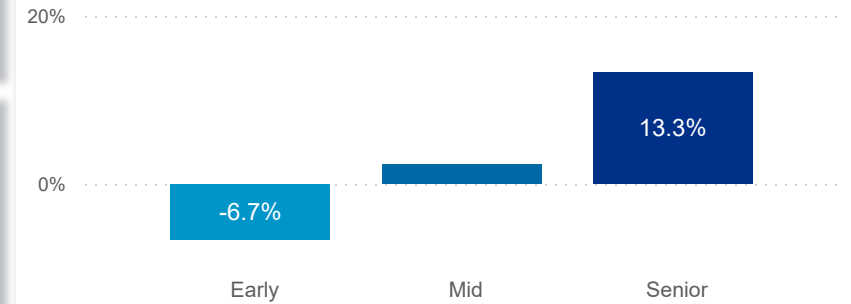
0.61

Worker Status: ● Leaver ● Stayer

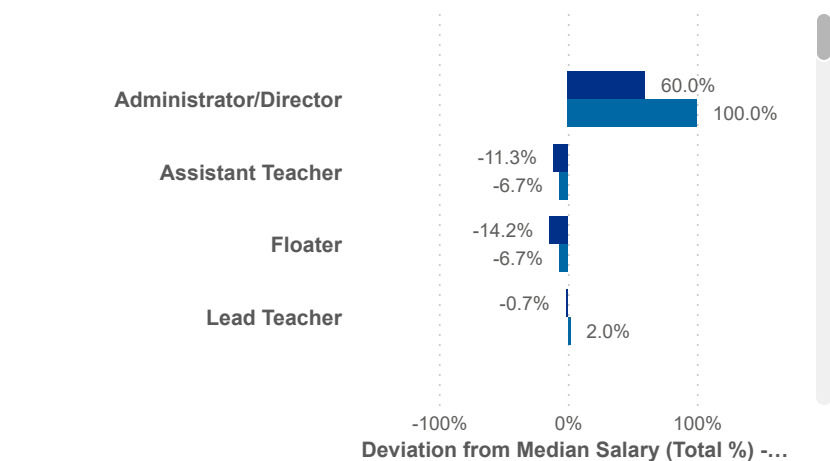


PAY & CAREER SENIORITY (USD)

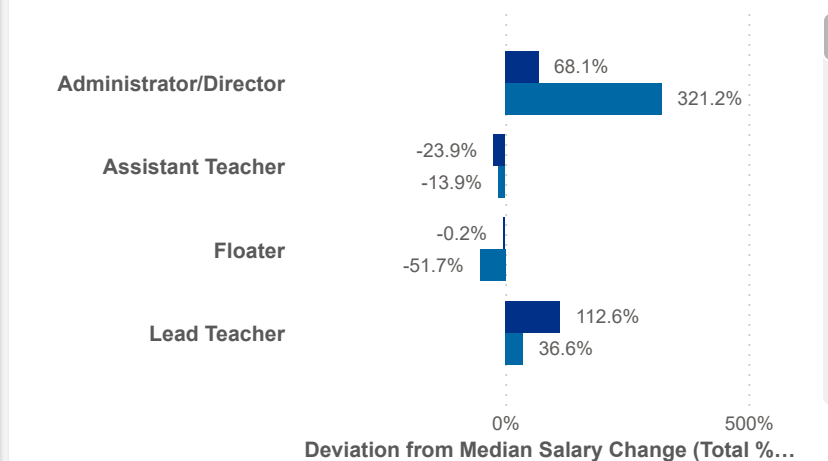
Seniority: ● Early ● Mid ● Senior



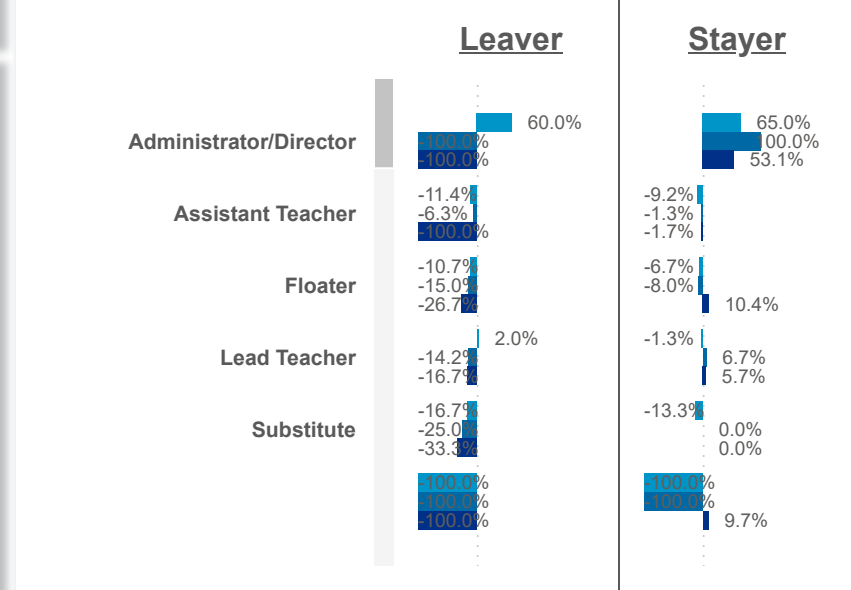
Worker Status: ● Leaver ● Stayer



Worker Status: ● Leaver ● Stayer



Seniority: ● Early ● Mid ● Senior





Date: Program Type:
 Job Title: Teacher Age Group: Education: TEACH Status:

Date: Position Type:
 SUTQ Rating: Total Duration: Center Type: Publicly Funded: POWER Status:

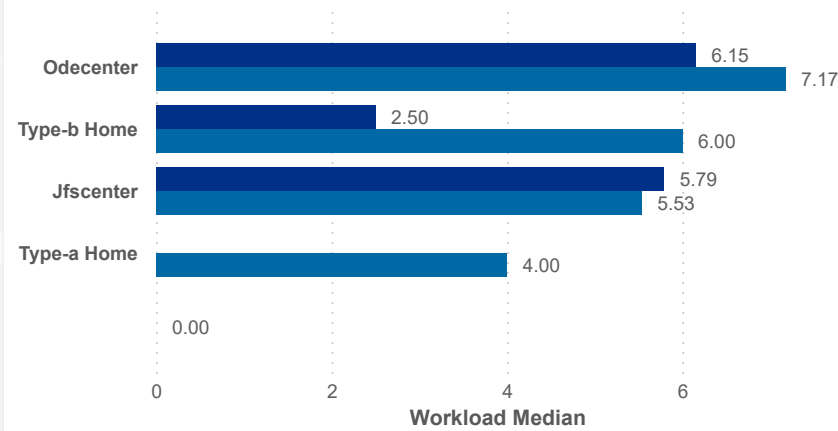
SDA>County: Beale Code: Student Age Group: POWER Levels:

Workload Median (Total)

5.73

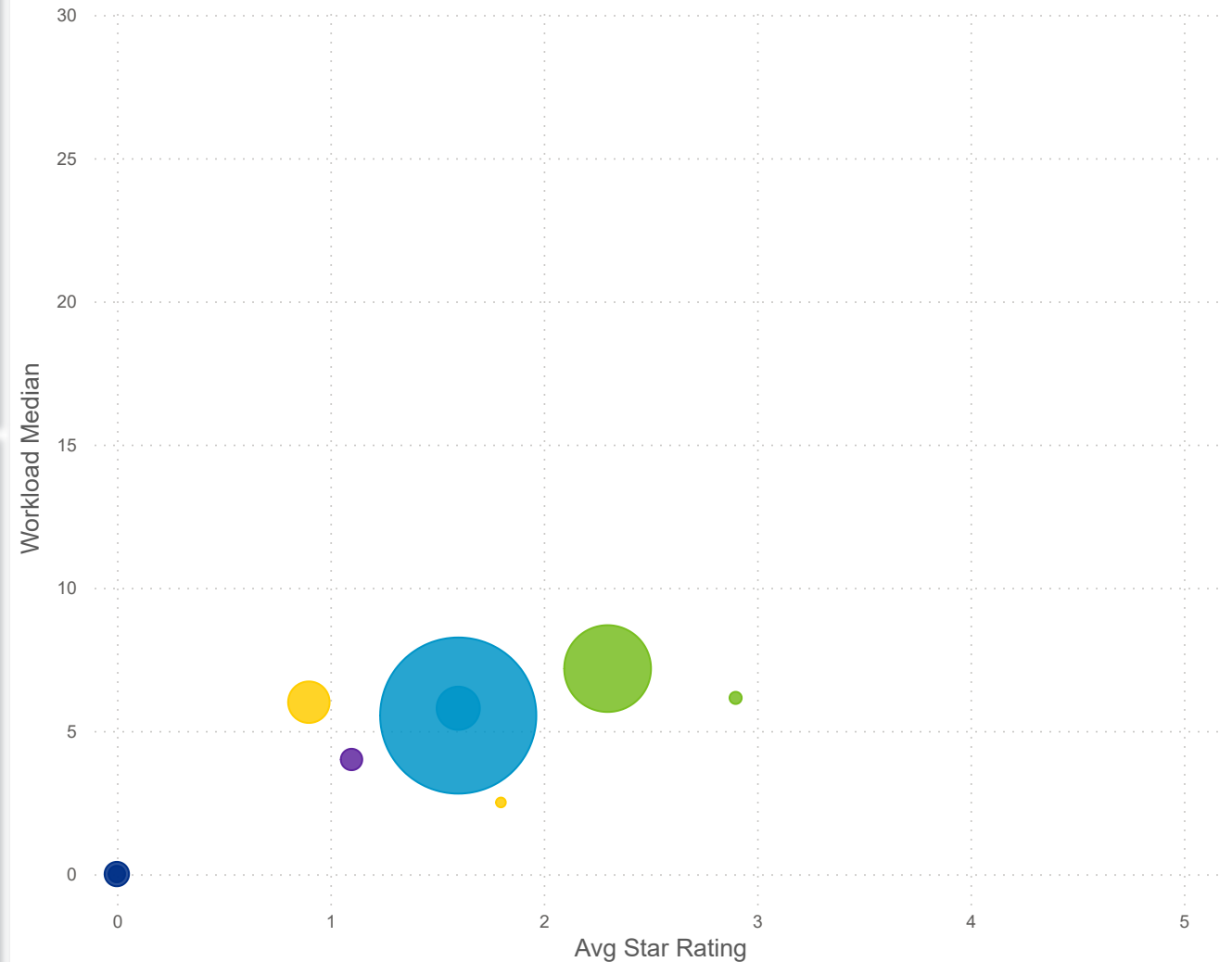
Workload Median

Worker status ● Leaver ● Stayer



Star Rating Mean, Workload Median, and Number of Users by Worker Status and Center Type

Center Type: ● Day Camp ● Jfscenter ● Odecenter ● Type-a Home ● Type-b Home



Workload Median (Leaver)

5.80

Workload Median (Stayer)

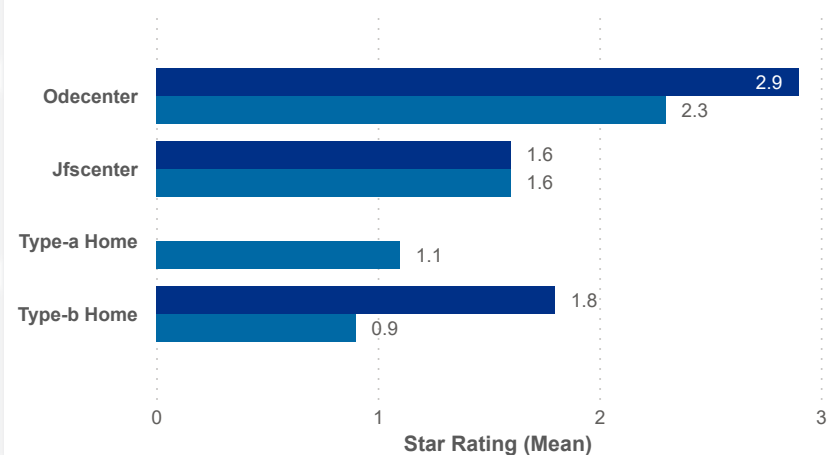
5.73

Star Rating Mean (Total)

1.7

Star Rating Mean

Worker status ● Leaver ● Stayer



Star Rating Mean (Leaver)

1.7

Star Rating Mean (Stayer)

1.7



Date: Program Type:
 Job Title: Teacher Age Group: Education: TEACH Status:

Date: Position Type:
 SUTQ Rating: Total Duration: Center Type: Publicly Funded: POWER Status:

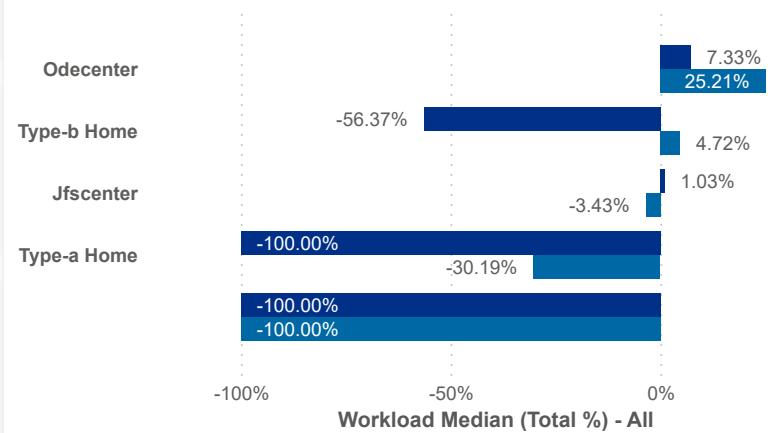
SDA>County: Beale Code: Student Age Group: POWER Levels:

Workload Median (Total)

5.73

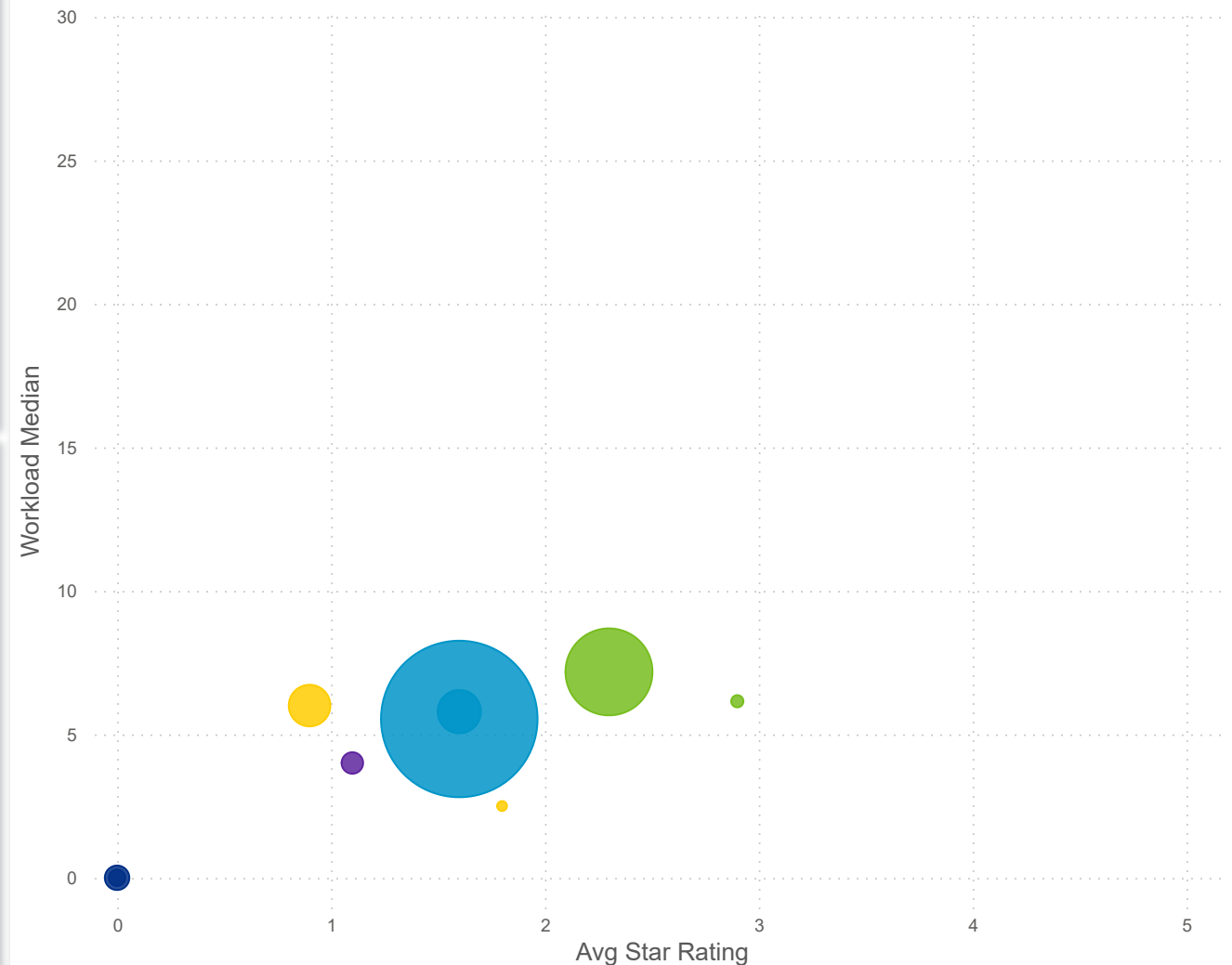
Workload Median (Total %)

Worker status ● Leaver ● Stayer



Star Rating Mean, Workload Median, and Number of Users by Worker Status and Center Type

Center Type: ● Day Camp ● Jfscenter ● Odecenter ● Type-a Home ● Type-b Home



Workload Median (Leaver)

5.80

Workload Median (Stayer)

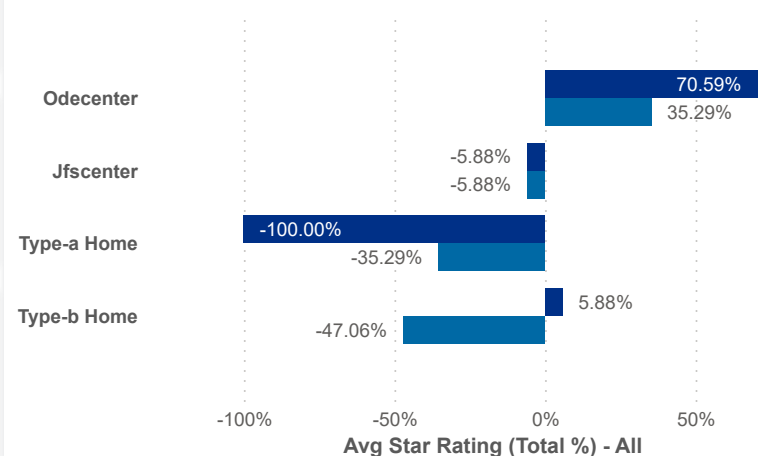
5.73

Star Rating Mean (Total)

1.7

Star Rating Mean (Total %)

Worker status ● Leaver ● Stayer



Star Rating Mean (Leaver)

1.7

Star Rating Mean (Stayer)

1.7



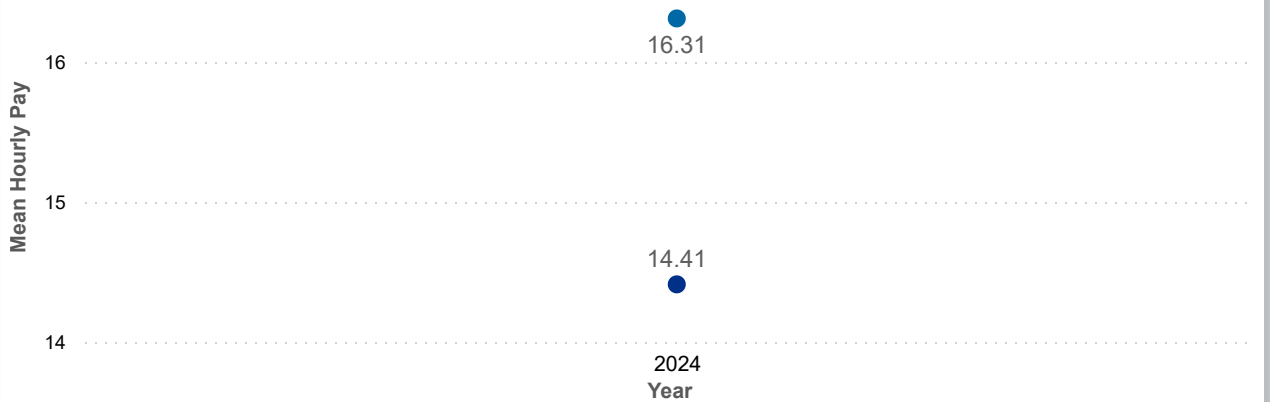
Date: 202410 Program Type: All Job Title: All Teacher Age Group: All Education: All TEACH Status: All
 202412 Position Type: All SUTQ Rating: All Total Duration: 0.00 Center Type: All Publicly Funded: All POWER Status: All
 SDA>County: SDA 2 Beale Code: All Student Age Group: All POWER Levels: All

PAY MEAN (USD)

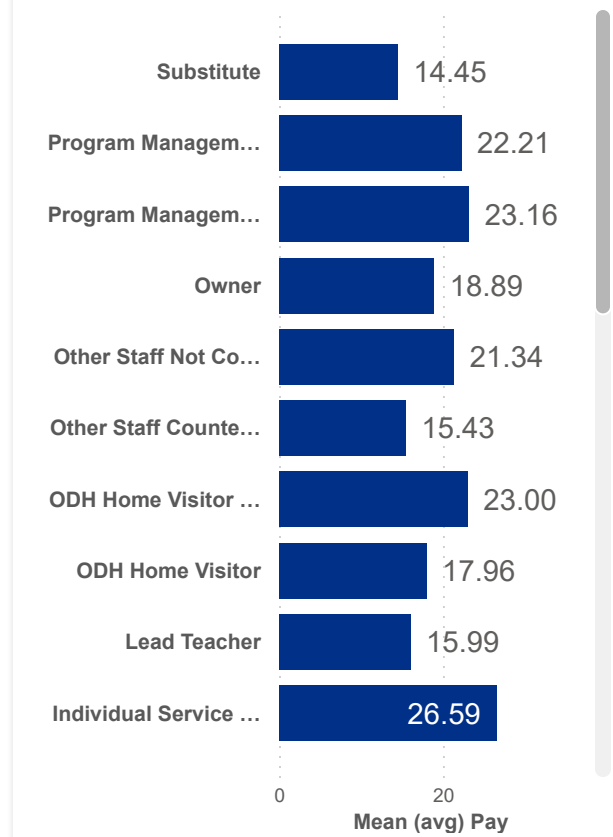
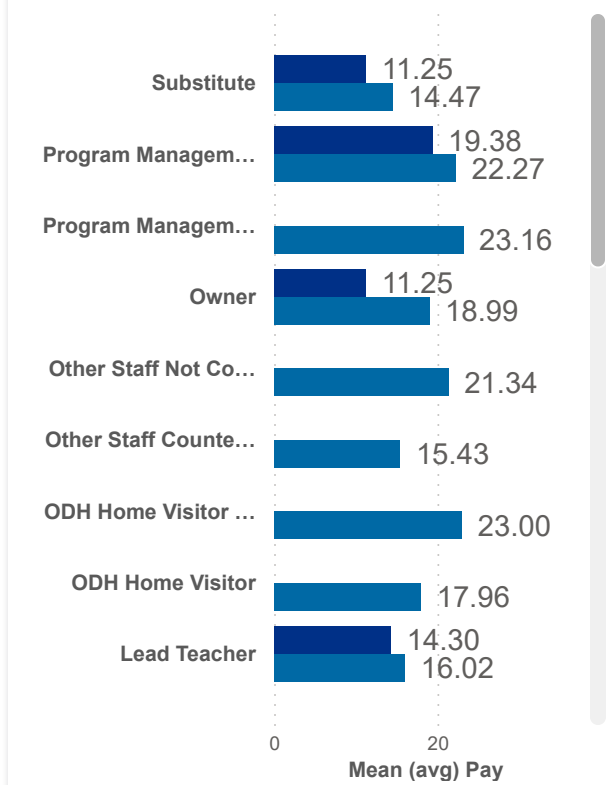
LEAVER	STAYER	COMBINED
14.41	16.31	16.28

Salary Mean by Year and Worker Status

Worker status ● Leaver ● Stayer



Worker ... ● Leaver ● Stayer



Combined Salary Mean by Year and Worker Status

