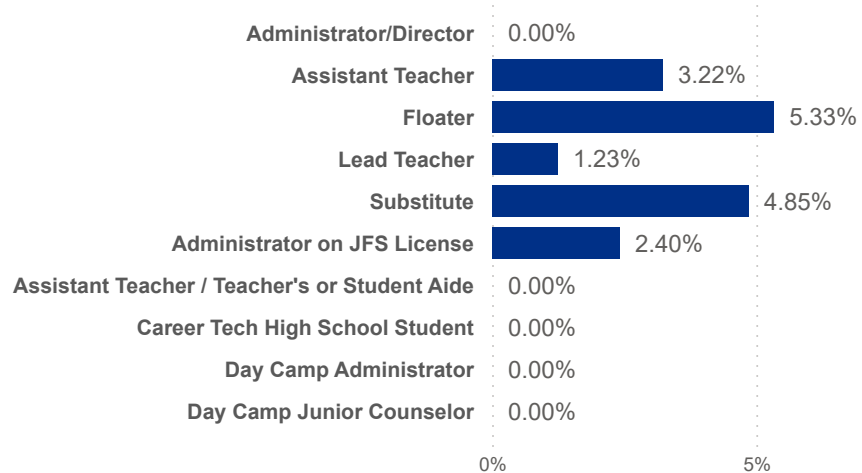




Date:  Program Type:  Job Title:  Teacher Age Group:  Education:  TEACH Status:   
 Position Type:  SUTQ Rating:  Total Duration:  Center Type:  Publicly Funded:  POWER Status:   
 SDA>County:  Beale Code:  Student Age Group:  POWER Levels:

## Avg Monthly Turnover Rates by Job Title



### Avg Monthly Turnover

2.40%

### Adjusted Workers

3,586

### Total Leaver

161

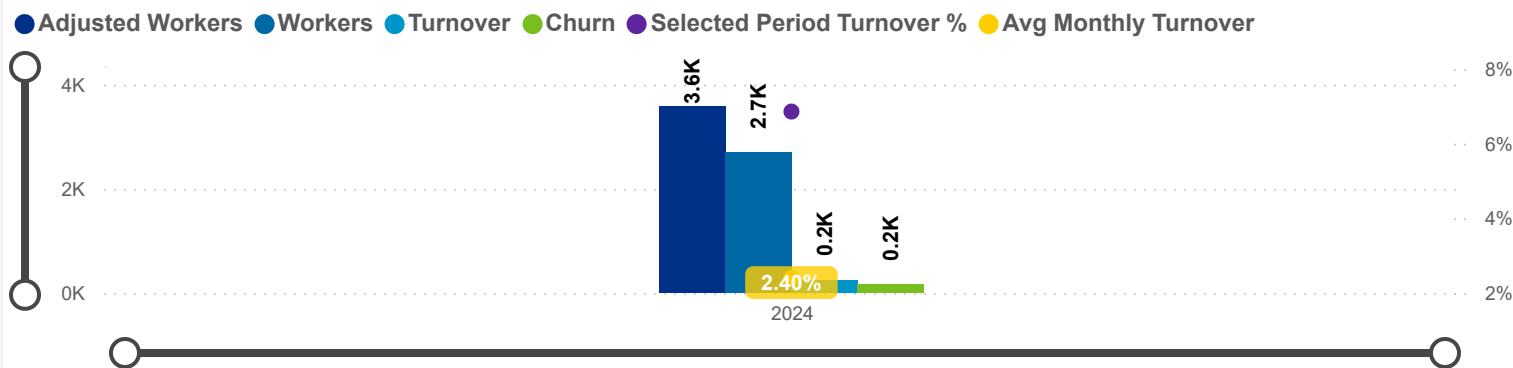
### Total Stayer

3,425

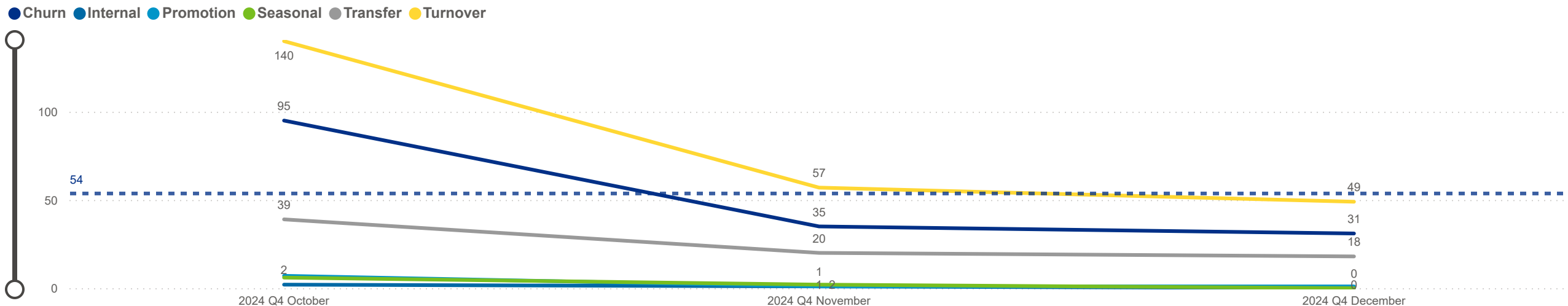
### Sel Period Turnover

6.86%

## Avg Monthly Turnover and Number of Workers



## Categorization by Time Series

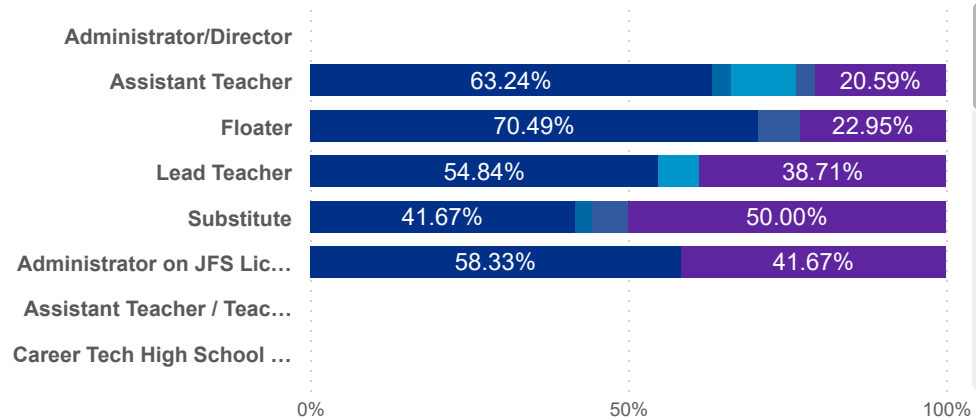




Date: 202410 | Program Type: All | Job Title: All | Teacher Age Group: All | Education: All | TEACH Status: All  
 202412 | Position Type: All | SUTQ Rating: All | Total Duration: 0.00 | Center Type: All | Publicly Funded: All | POWER Status: All  
 SDA>County: SDA 11 | Beale Code: All | Student Age Group: All | POWER Levels: All

## Job Change Reasons by Job Title

● Churn ● Internal ● Promotion ● Seasonal ● Transfer



### Avg Monthly Churn

1.57%

### Adjusted Workers

3,586

### Workload Median

4.44

### Pay Median USD / hr

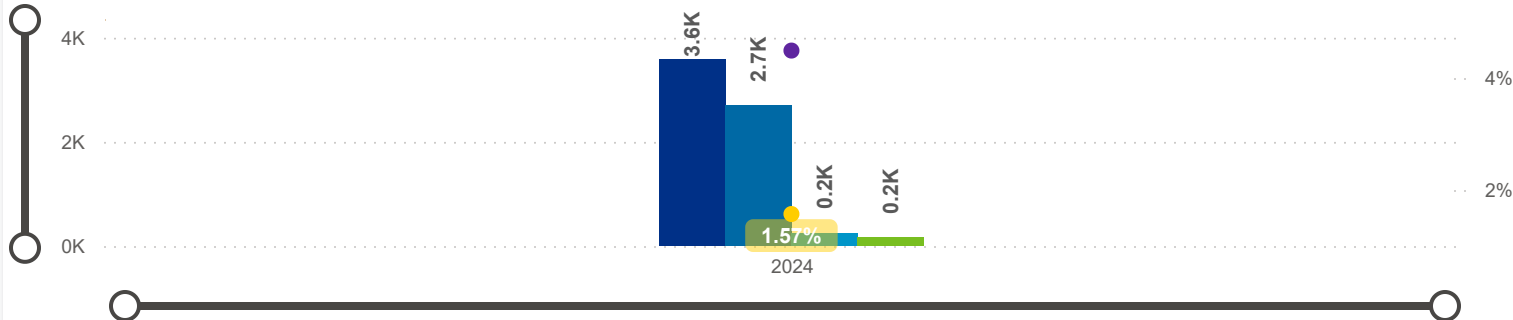
15.00

### Avg ECE Duration

6.04

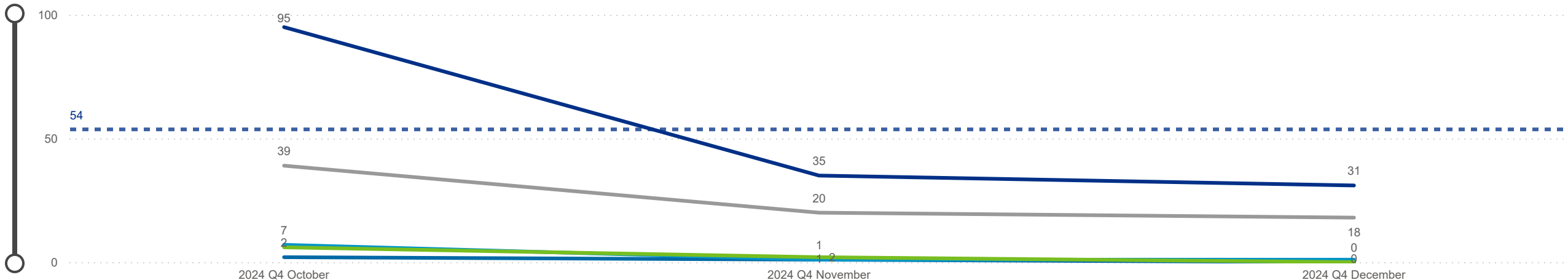
## Avg Monthly Churn and Number of Workers

● Adjusted Workers ● Workers ● Turnover ● Churn ● Selected Period Churn % ● Avg Monthly Churn

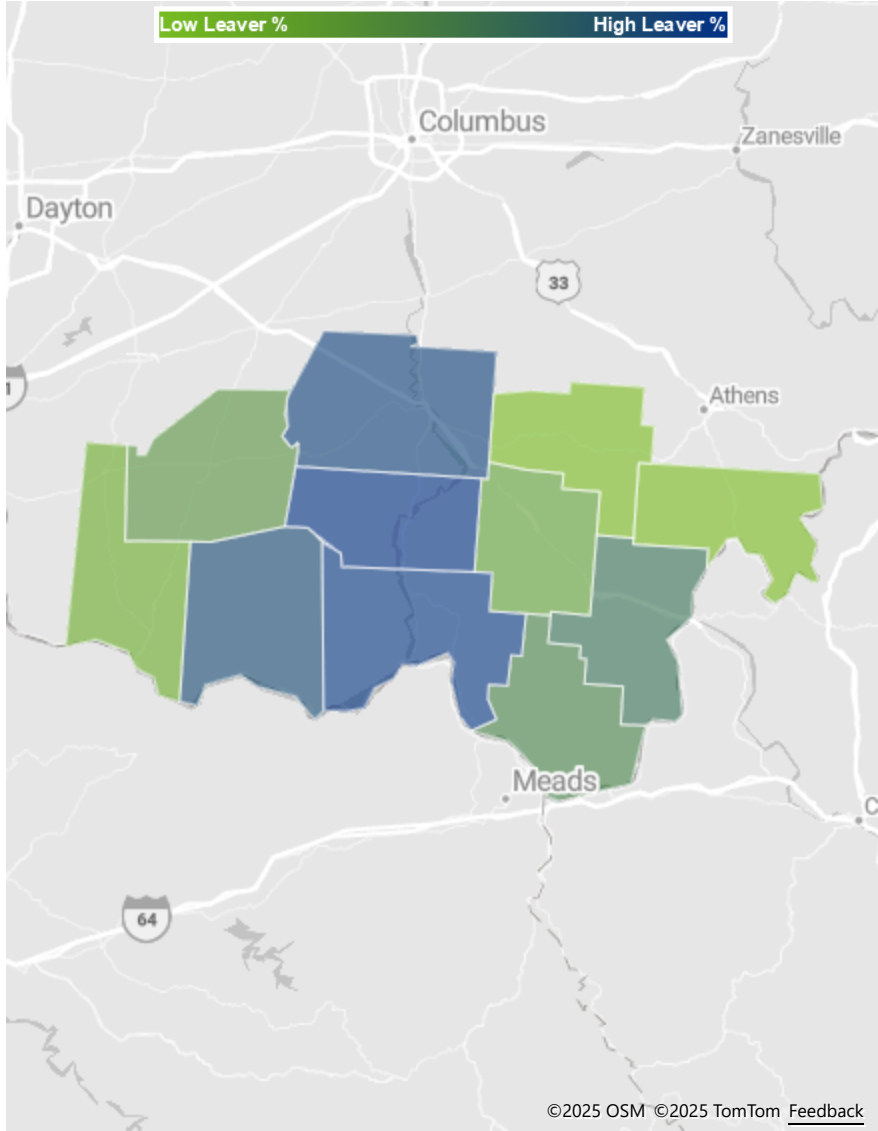


## Categorization by Time Series

● Churn ● Internal ● Promotion ● Seasonal ● Transfer

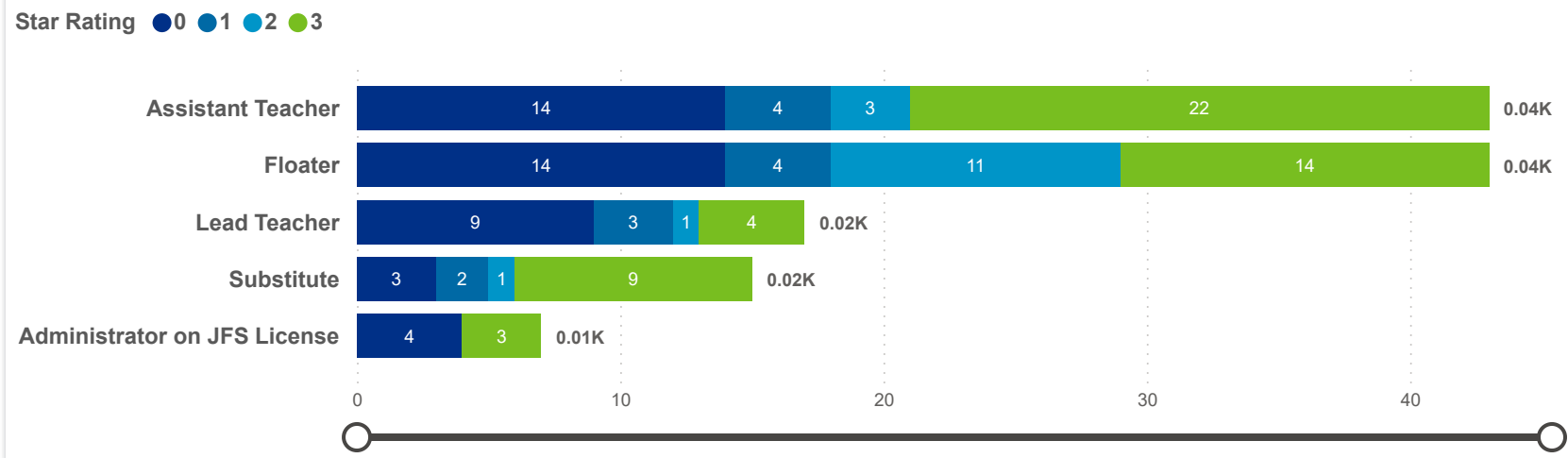


Date: 202410 | Program Type: All | Job Title: All | Teacher Age Group: All | Education: All | TEACH Status: All  
 202412 | Position Type: All | SUTQ Rating: All | Total Duration: 0.00 | Center Type: All | Publicly Funded: All | POWER Status: All  
 SDA>County: SDA 11 | Beale Code: All | Student Age Group: All | POWER Levels: All



<b>ADJUSTED WORKERS</b> <b>3,586</b>	<b>TOTAL LEAVER</b> <b>161</b>	<b>TOTAL STAYER</b> <b>3,425</b>	<b>SELECTED PERIOD CHURN %</b> <b>4.49%</b>
---	-----------------------------------	-------------------------------------	--

**Leaver by Job Title and Star Rating**

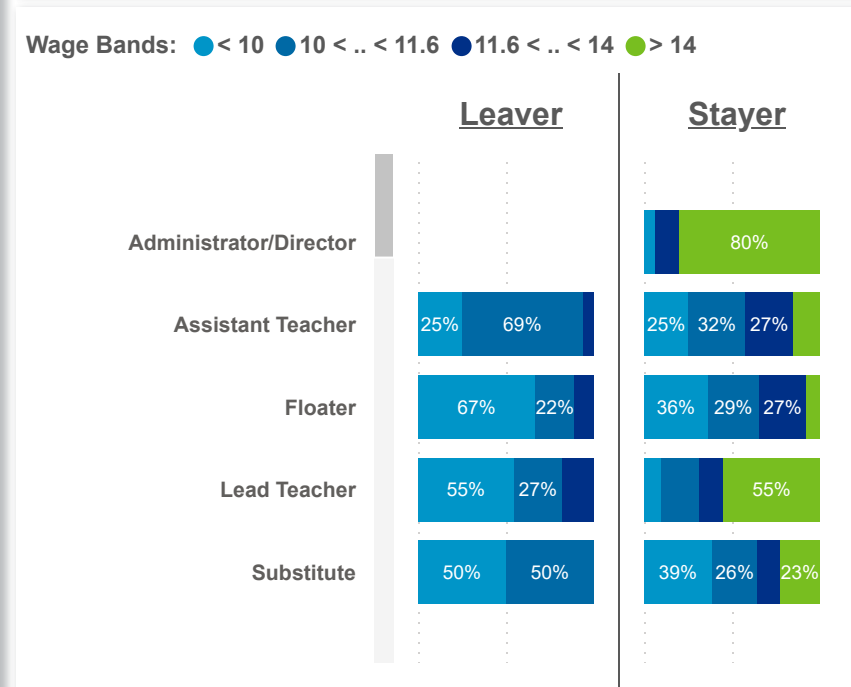
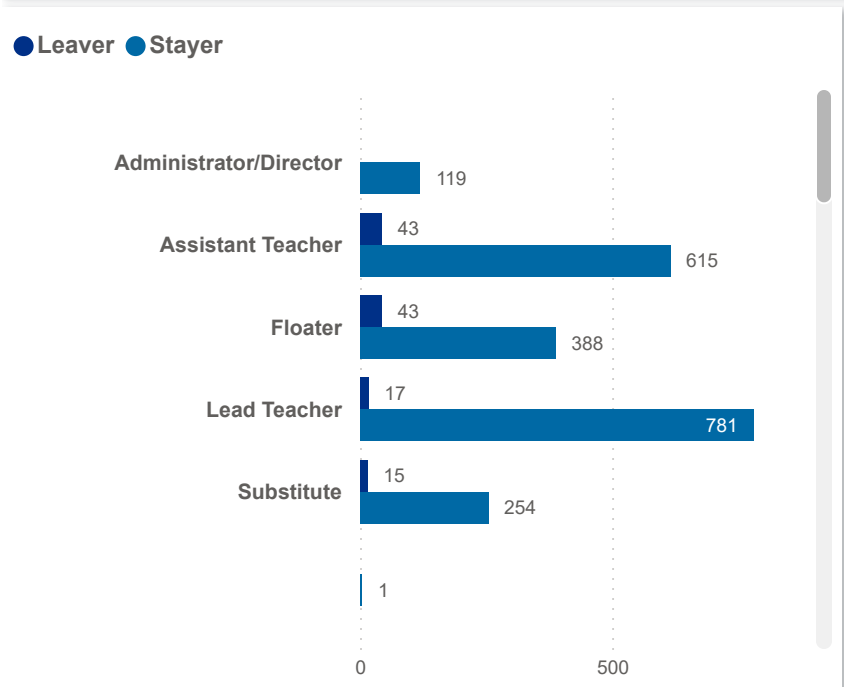
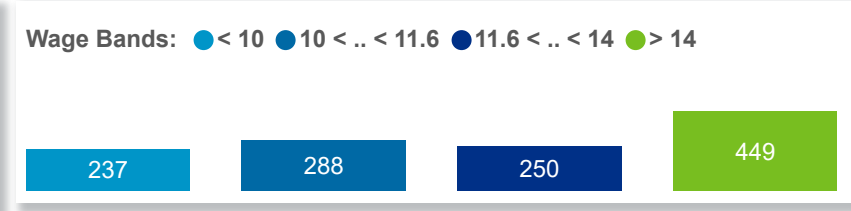
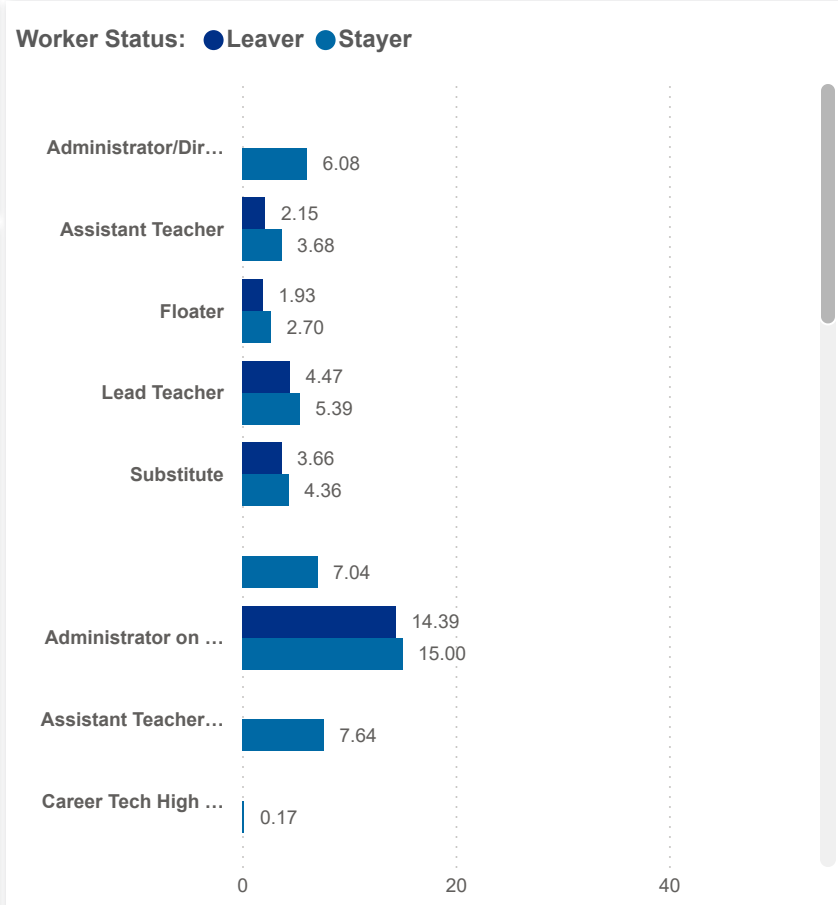



County	Adjusted Workers	Workers	Workers %	Total Leaver	Total Stayer	Selected Period Churn %	Stayer %	Avg Monthly Churn	Selected Period Turnover %	Avg Monthly Turnover	Workload Median	Avg Star Rating
Highland OH	324	240	8.92%	9	315	2.78%	97.22%	0.97%	6.48%	2.27%	3.29	2.28
Ross OH	561	435	16.16%	35	526	6.24%	93.76%	2.23%	8.02%	2.86%	5.19	1.92
Pike OH	229	145	5.39%	16	213	6.99%	93.01%	2.42%	10.04%	3.48%	4.00	1.90
Brown OH	282	179	6.65%	5	277	1.77%	98.23%	0.61%	6.03%	2.08%	3.56	1.80
Lawrence OH	563	486	18.06%	20	543	3.55%	96.45%	1.25%	7.10%	2.51%	4.86	1.67
Adams OH	120	93	3.46%	7	113	5.83%	94.17%	2.07%	6.67%	2.37%	5.69	1.65
Scioto OH	706	432	16.05%	48	658	6.80%	93.20%	2.45%	9.49%	3.42%	2.59	1.52
Meigs OH	92	77	2.86%	1	91	1.09%	98.91%	0.37%	3.26%	1.10%	5.50	1.40
Jackson OH	306	269	10.00%	7	299	2.29%	97.71%	0.76%	2.61%	0.87%	5.64	1.32
Gallia OH	310	276	10.26%	13	297	4.19%	95.81%	1.44%	4.52%	1.55%	6.82	0.91
<b>Total</b>	<b>3,586</b>	<b>2,691</b>	<b>100.00%</b>	<b>161</b>	<b>3,425</b>	<b>4.49%</b>	<b>95.51%</b>	<b>1.57%</b>	<b>6.86%</b>	<b>2.40%</b>	<b>4.44</b>	<b>1.63</b>



Date:  Program Type:  Job Title:  Teacher Age Group:  Education:  TEACH Status:   
 Position Type:  SUTQ Rating:  Total Duration:  Center Type:  Publicly Funded:  POWER Status:   
 SDA>County:  Beale Code:  Student Age Group:  POWER Levels:

NUMBER OF WORKERS		AVG ECE DURATION (In Years)		HOURLY WAGE BANDS (USD)	
TOTAL LEAVER	TOTAL STAYER	LEAVER	STAYER	LEAVER (Hourly Wage MED)	STAYER (Hourly Wage MED)
<b>161</b>	<b>3,425</b>	<b>4.02</b>	<b>6.15</b>	<b>12.00</b>	<b>15.00</b>





Date:  Program Type: 
 Job Title:  Teacher Age Group:  Education:  TEACH Status:

Date:  Position Type: 
 SUTQ Rating:  Total Duration:  Center Type:  Publicly Funded:  POWER Status:

SDA>County:  Beale Code:  Student Age Group:  POWER Levels:

### NUMBER OF WORKERS

### AVG ECE DURATION (In Years)

### HOURLY WAGE BANDS (USD)

LEAVER

STAYER

# 4.49%

# 95.51%

LEAVER

STAYER

# 4.02

# 6.15

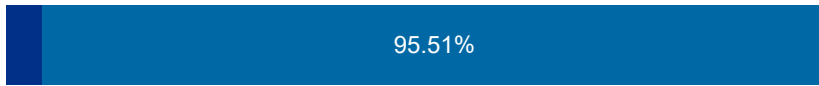
LEAVER (Hourly Wage MED)

STAYER (Hourly Wage MED)

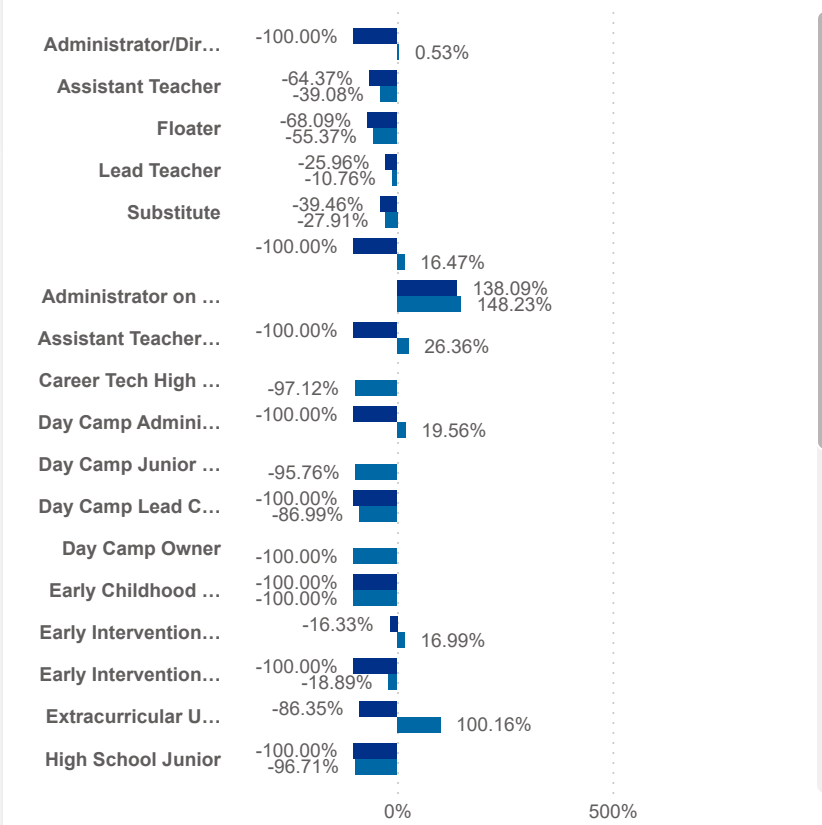
# 12.00

# 15.00

Leaver % Stayer %



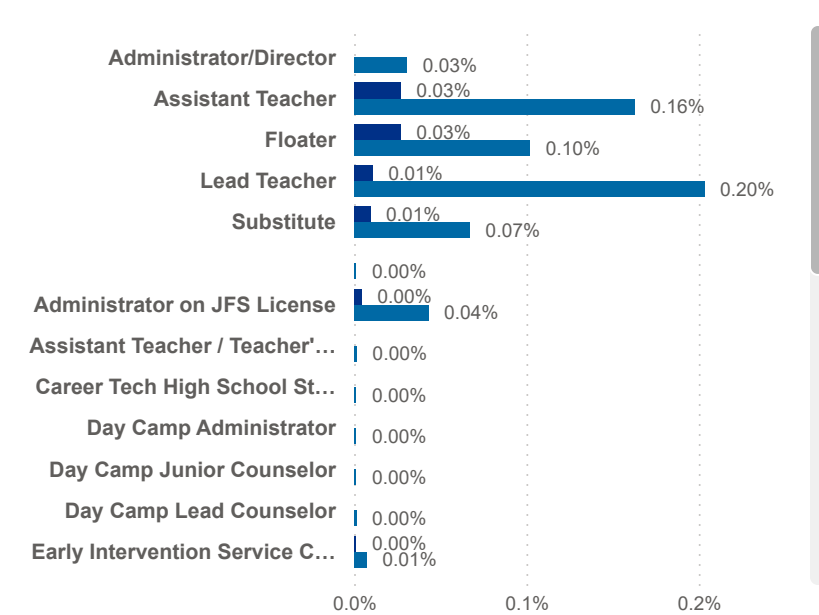
Worker Status: Leaver Stayer



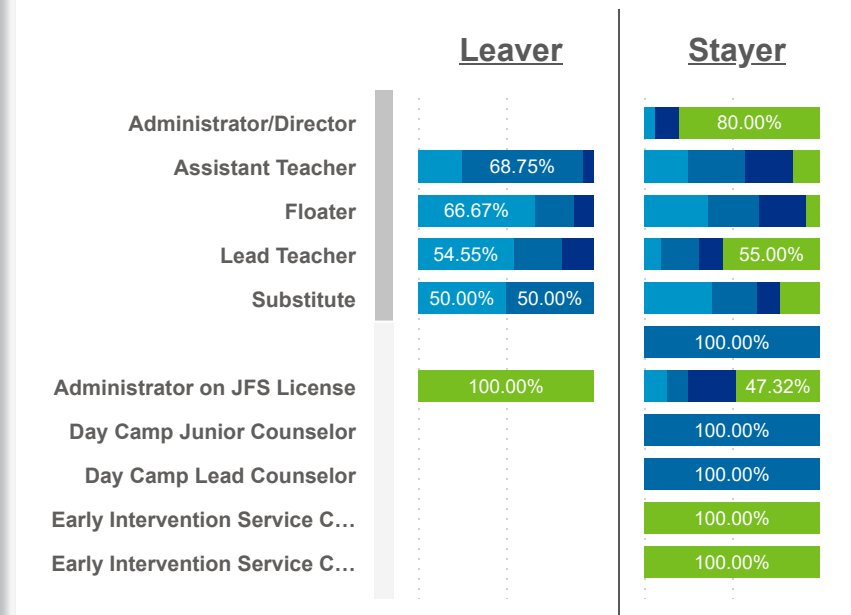
Wage Bands: < 10 10 < .. < 11.6 11.6 < .. < 14 > 14



Worker Status: Leaver Stayer



Wage Bands: < 10 10 < .. < 11.6 11.6 < .. < 14 > 14





Date:  Program Type: 
 Job Title:  Teacher Age Group:  Education:  TEACH Status:

Date:  Position Type: 
 SUTQ Rating:  Total Duration:  Center Type:  Publicly Funded:  POWER Status:

SDA>County:  Beale Code:  Student Age Group:  POWER Levels:

### LEAVER (Avg Career Duration)

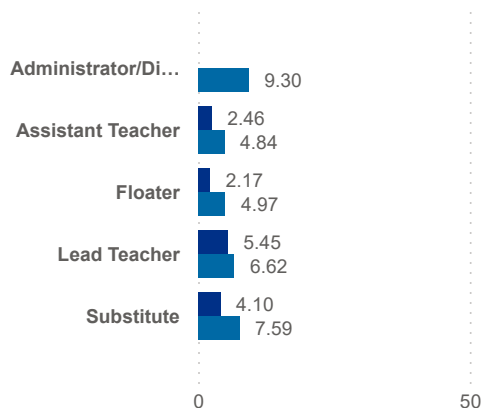
# 4.88

### STAYER (Avg Career Duration)

# 12.38

## Avg Career Duration by Job Title

Worker Status: ● Leaver ● Stayer



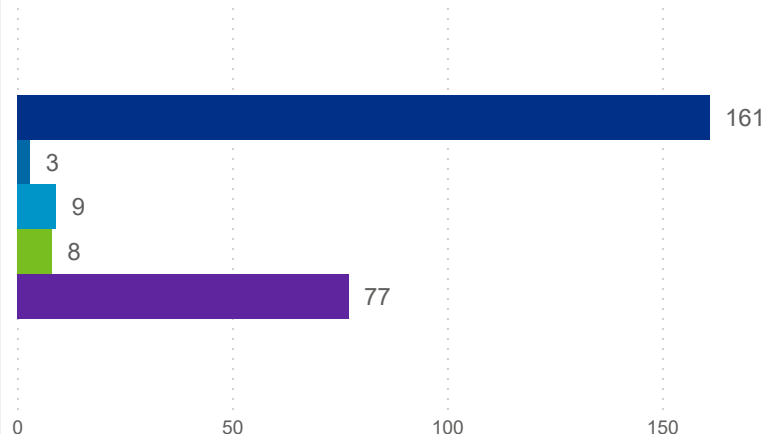
County	Job Title	Longest Serving Profile	\$ / hr	Seniority	Workload	Star Rating (Mean)
Adams	Administrator/Director	2.25		Early	5.80	3.0
Brown	Administrator/Director	2.25		Early	4.44	2.6
Gallia	Administrator/Director	2.02		Early	7.33	0.9
Highland	Administrator/Director	1.51		Early	3.73	3.0
Jackson	Administrator/Director	2.69		Early	9.04	1.0
Lawrence	Administrator/Director	2.51		Early	13.14	0.0
Meigs	Administrator/Director	1.25		Early	4.89	3.0
Pike	Administrator/Director	1.42		Early	4.83	1.5
Ross	Administrator/Director	2.83		Early	9.43	2.0
Scioto	Administrator/Director	2.10		Early	24.00	2.4

### TOTAL STAYER

# 3,425

## Turnover Reasons

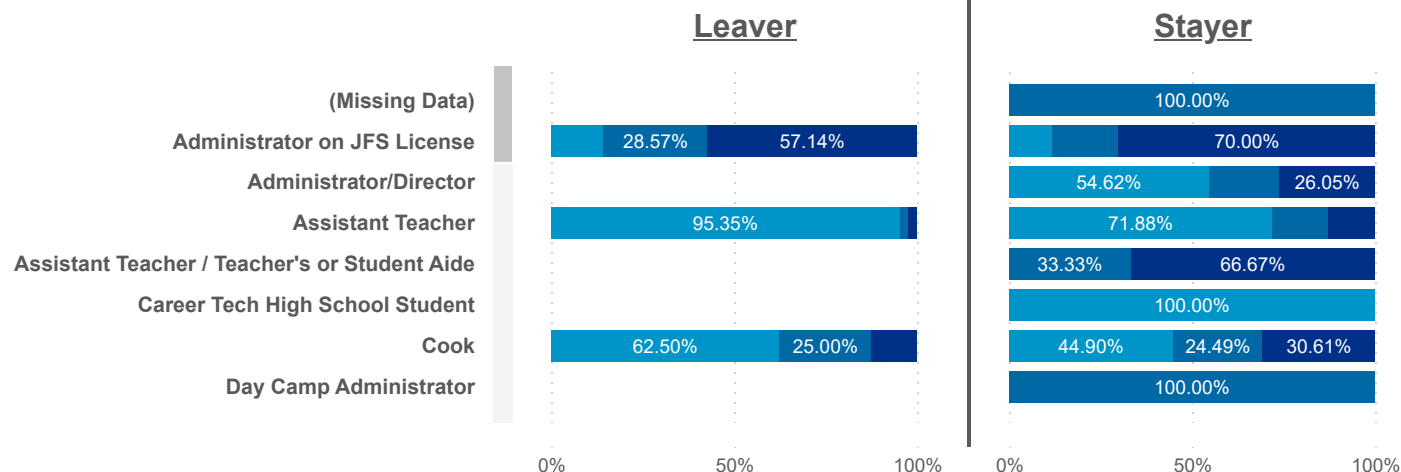
● Churn ● Internal ● Promotion ● Seasonal ● Transfer



### STAYER (Promotion)

# 9

Seniority: ● Early ● Mid ● Senior





Date: 202410 Program Type: All Job Title: All Teacher Age Group: All Education: All TEACH Status: All  
 202412 Position Type: All SUTQ Rating: All Total Duration: 0.00 Center Type: All Publicly Funded: All POWER Status: All  
 SDA>County: SDA 11 Beale Code: All Student Age Group: All POWER Levels: All

LEAVER (Avg Career Duration)

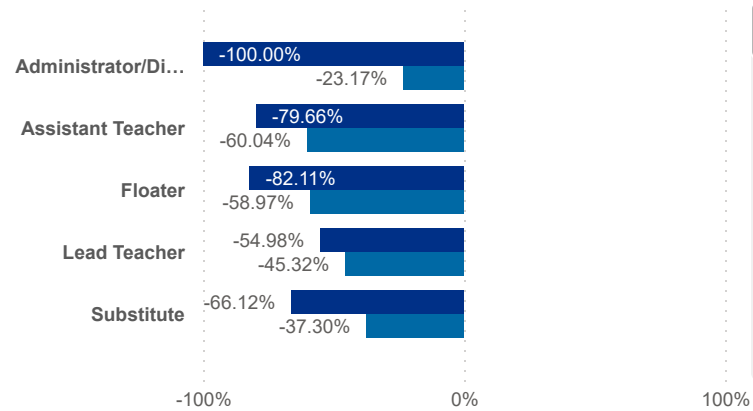
4.88

STAYER (Avg Career Duration)

12.38

Avg Career Duration by Job Title vs Mean

Worker Status: ● Leaver ● Stayer



County	Job Title	Longest Serving Profile	\$ / hr	Seniority	Workload	Star Rating (mean)
Scioto	Program Management Used in Ratio	0.00	14.00	Early	7.83	2.0
Highland	ODH Home Visitor	0.02	19.13	Mid	0.00	0.0
Vinton	ODH Home Visitor	0.04	16.00	Early	0.00	0.0
Highland	Assistant Teacher	0.05	13.50	Early	4.25	0.0
Ross	Assistant Teacher	0.06	11.00	Early	6.50	3.0
Adams	Other Staff Counted In Ratio	0.07		Early	5.69	3.0
Ross	Assistant Teacher	0.07	11.25	Early	2.44	3.0
Ross	Assistant Teacher	0.07	16.00	Early	3.51	3.0
Highland	Extracurricular Used in Ratio	0.07	15.00	Mid	2.59	3.0
Ross	Floater	0.08	17.00	Early	4.00	1.0
Jackson	Lead Teacher	0.08	32.00	Early	10.18	3.0

TOTAL STAYER

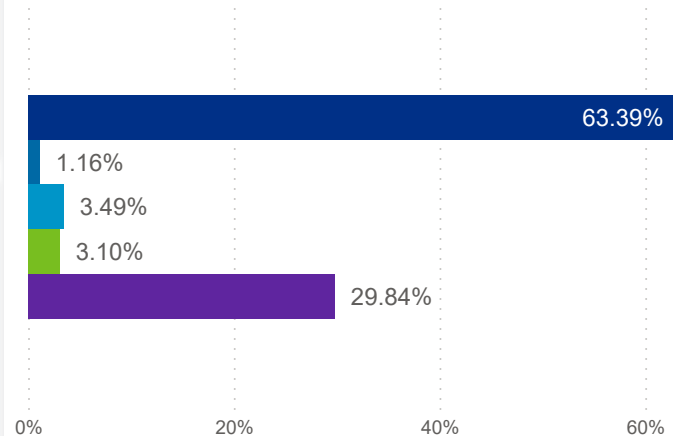
3,425

STAYER (Promotion)

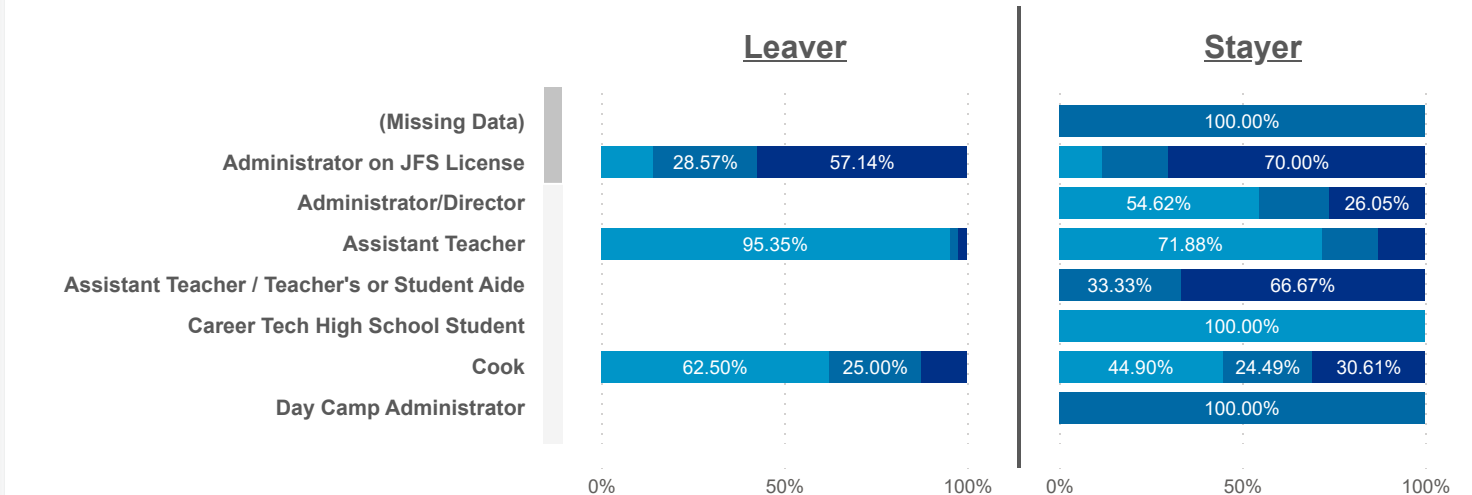
9

Turnover Reasons

● Churn ● Internal ● Promotion ● Seasonal ● Transfer



Seniority: ● Early ● Mid ● Senior





Date:  Program Type:  Job Title:  Teacher Age Group:  Education:  TEACH Status:   
 Position Type:  SUTQ Rating:  Total Duration:  Center Type:  Publicly Funded:  POWER Status:   
 SDA>County:  Beale Code:  Student Age Group:  POWER Levels:

### PAY MEDIAN (USD)

LEAVER

# 12.00

STAYER

# 15.00

Worker Status: ● Leaver ● Stayer



### PAY PROGRESSION (USD)

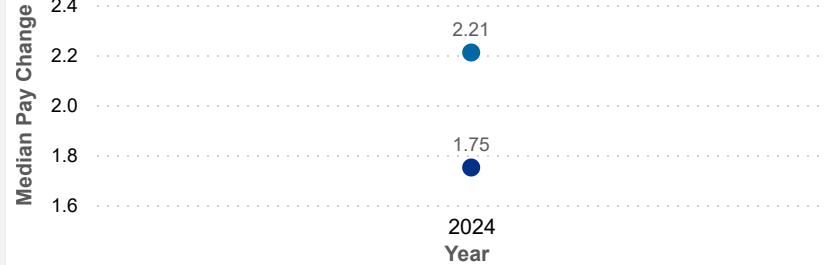
LEAVER

# 0.20

STAYER

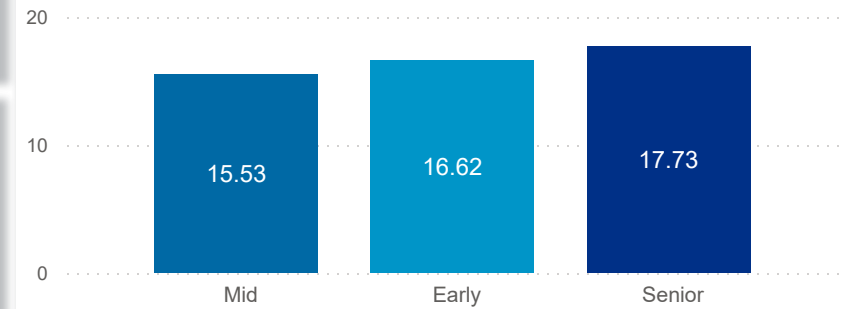
# 0.49

Worker Status: ● Leaver ● Stayer

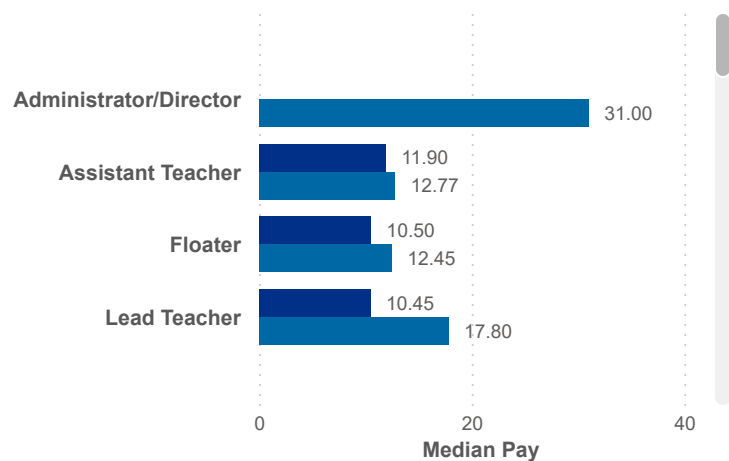


### PAY & CAREER SENIORITY (USD)

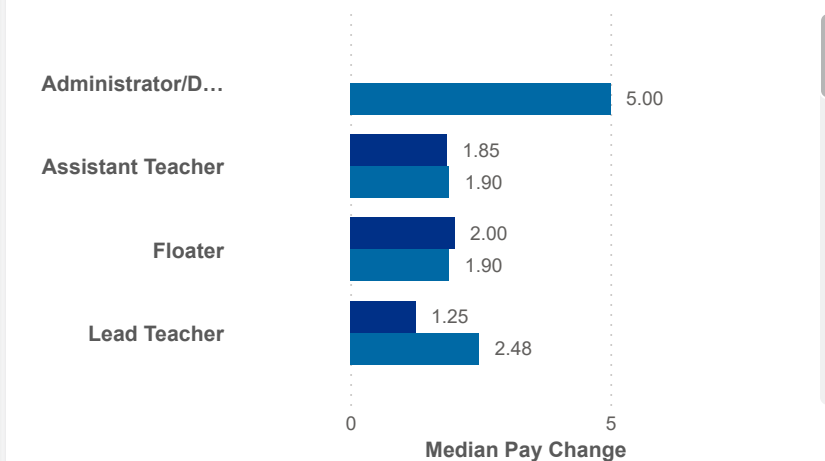
Seniority: ● Mid ● Early ● Senior



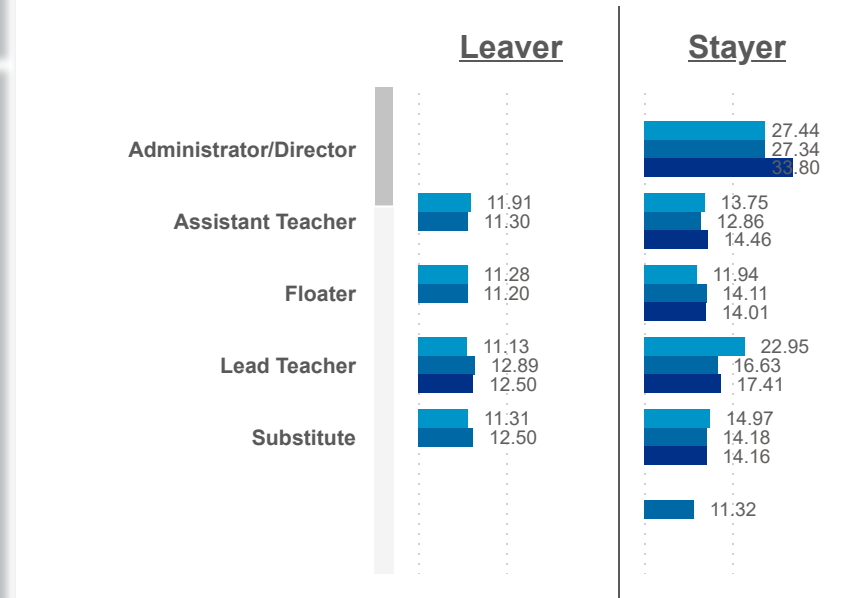
Worker Status: ● Leaver ● Stayer



Worker Status: ● Leaver ● Stayer



Seniority: ● Early ● Mid ● Senior







Date: 202410 Program Type: All Job Title: All Teacher Age Group: All Education: All TEACH Status: All  
 202412 Position Type: All SUTQ Rating: All Total Duration: 0.00 Center Type: All Publicly Funded: All POWER Status: All  
 SDA>County: SDA 11 Beale Code: All Student Age Group: All POWER Levels: All

### PAY MEDIAN (USD)

LEAVER

# 12.00

STAYER

# 15.00

### PAY PROGRESSION (USD)

LEAVER

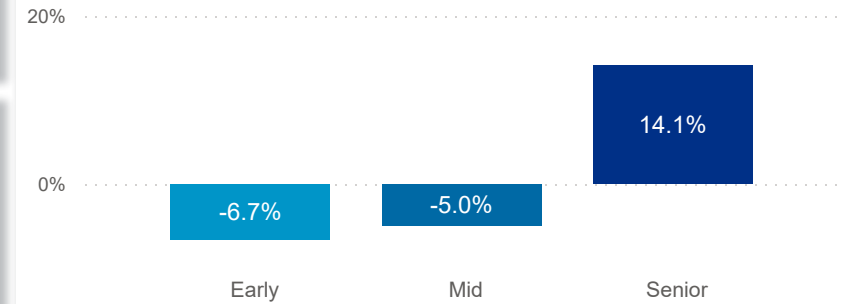
# 0.20

STAYER

# 0.49

### PAY & CAREER SENIORITY (USD)

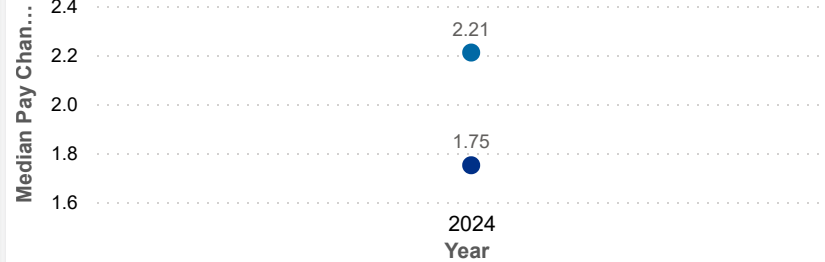
Seniority: ● Early ● Mid ● Senior



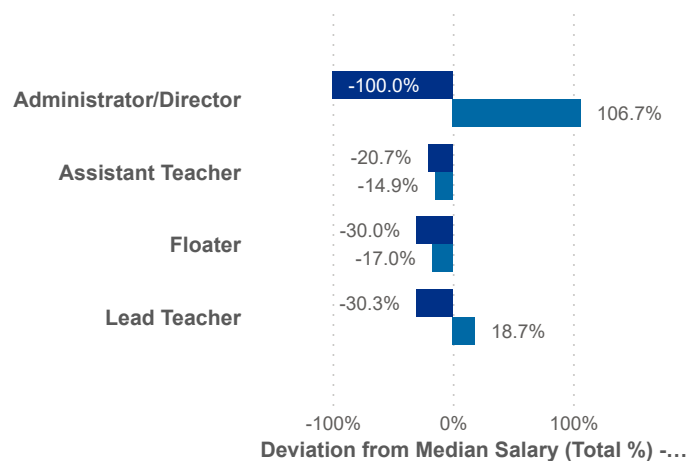
Worker Status: ● Leaver ● Stayer



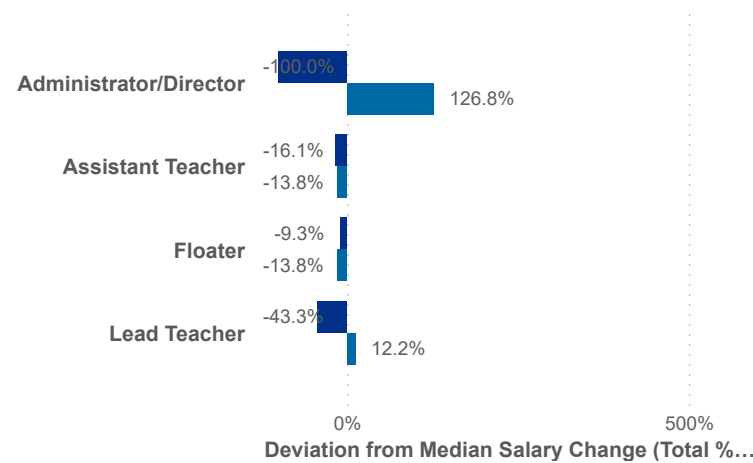
Worker Status: ● Leaver ● Stayer



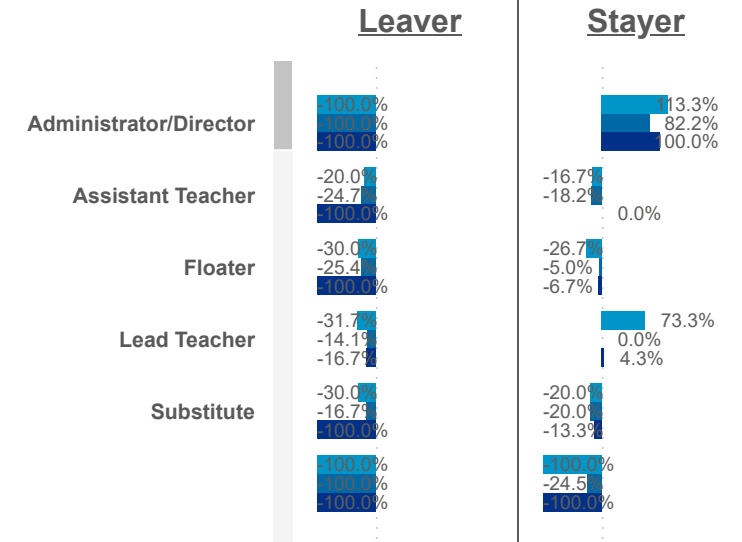
Worker Status: ● Leaver ● Stayer



Worker Status: ● Leaver ● Stayer



Seniority: ● Early ● Mid ● Senior





Date:  Program Type: 
 Job Title:  Teacher Age Group:  Education:  TEACH Status: 
  
 Position Type:  Credential:  TEACH Models: 
  
 SDA>County:  SUTQ Rating:  Total Duration:  Center Type:  Publicly Funded:  POWER Status: 
  
 Beale Code:  Student Age Group:  POWER Levels:

### Workload Median (Total)

# 4.44

### Workload Median (Leaver)

# 5.00

### Workload Median (Stayer)

# 4.38

### Star Rating Mean (Total)

# 1.6

### Star Rating Mean (Leaver)

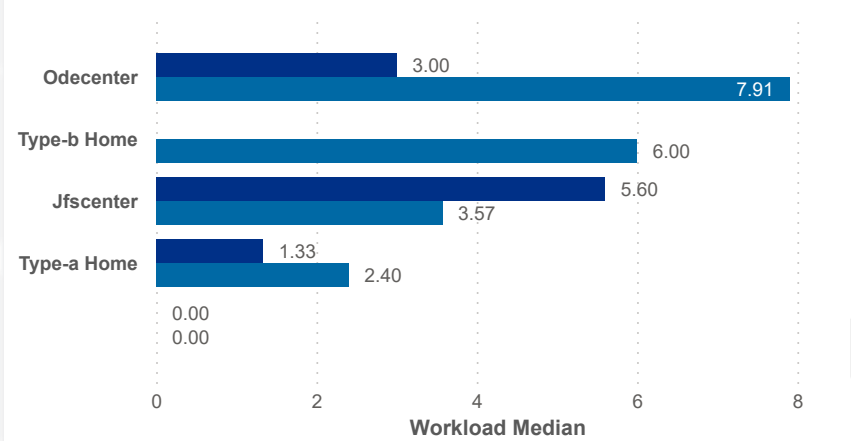
# 1.7

### Star Rating Mean (Stayer)

# 1.6

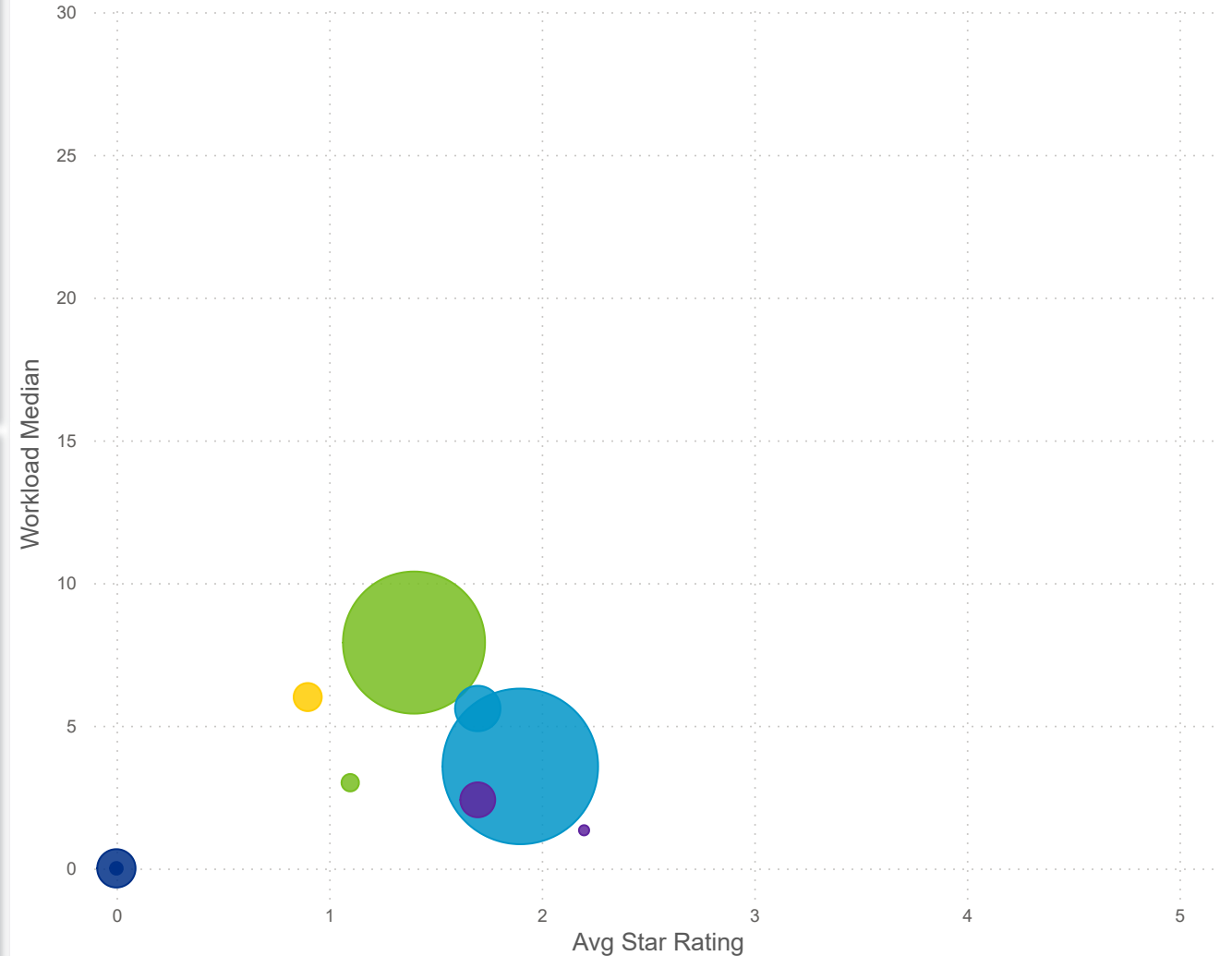
## Workload Median

Worker status ● Leaver ● Stayer



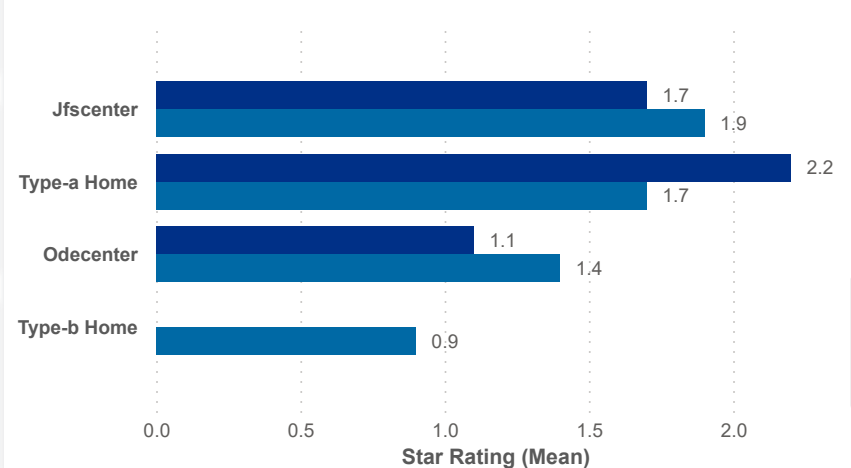
## Star Rating Mean, Workload Median, and Number of Users by Worker Status and Center Type

Center Type: ● Day Camp ● Jfscenter ● Odecenter ● Type-a Home ● Type-b Home



## Star Rating Mean

Worker status ● Leaver ● Stayer





Date:  Program Type:  Job Title:  Teacher Age Group:  Education:  TEACH Status:

Position Type:  SUTQ Rating:  Total Duration:  Center Type:  Publicly Funded:  POWER Status:

SDA>County:  Beale Code:  Student Age Group:  POWER Levels:

### Workload Median (Total)

# 4.44

### Workload Median (Leaver)

# 5.00

### Workload Median (Stayer)

# 4.38

### Star Rating Mean (Total)

# 1.6

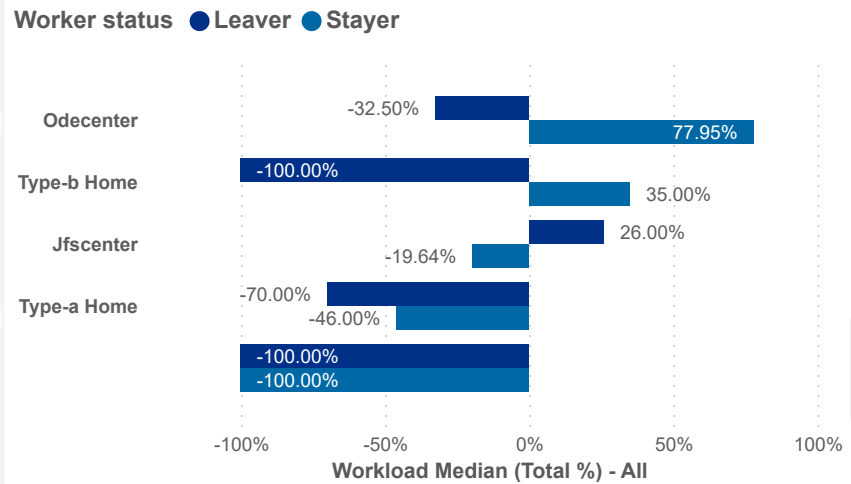
### Star Rating Mean (Leaver)

# 1.7

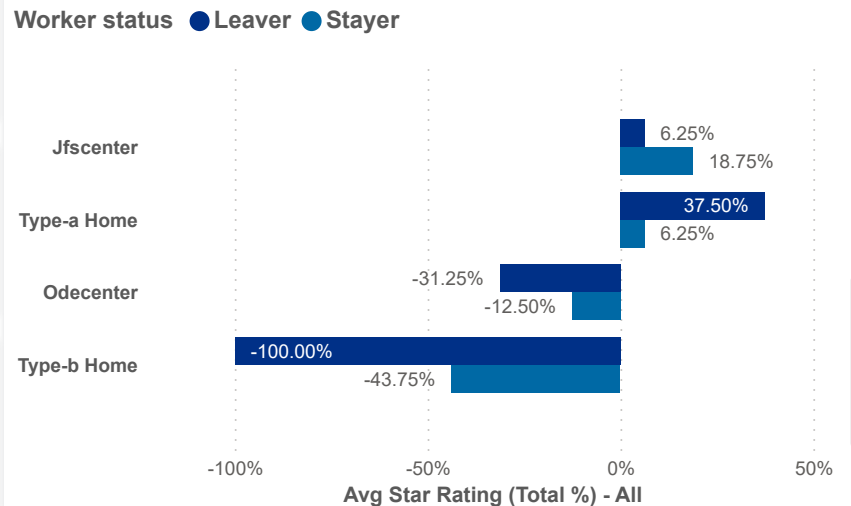
### Star Rating Mean (Stayer)

# 1.6

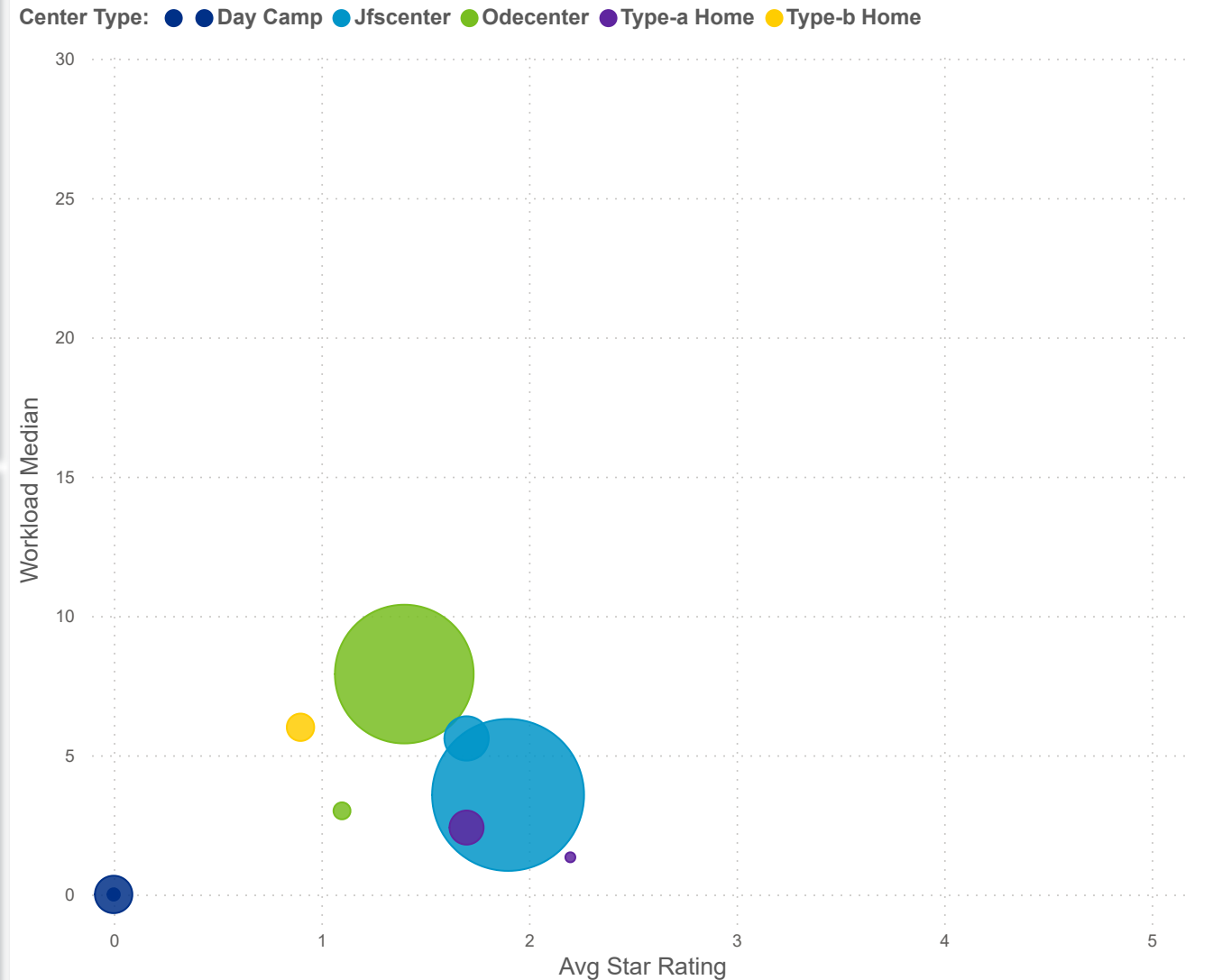
### Workload Median (Total %)



### Star Rating Mean (Total %)



### Star Rating Mean, Workload Median, and Number of Users by Worker Status and Center Type



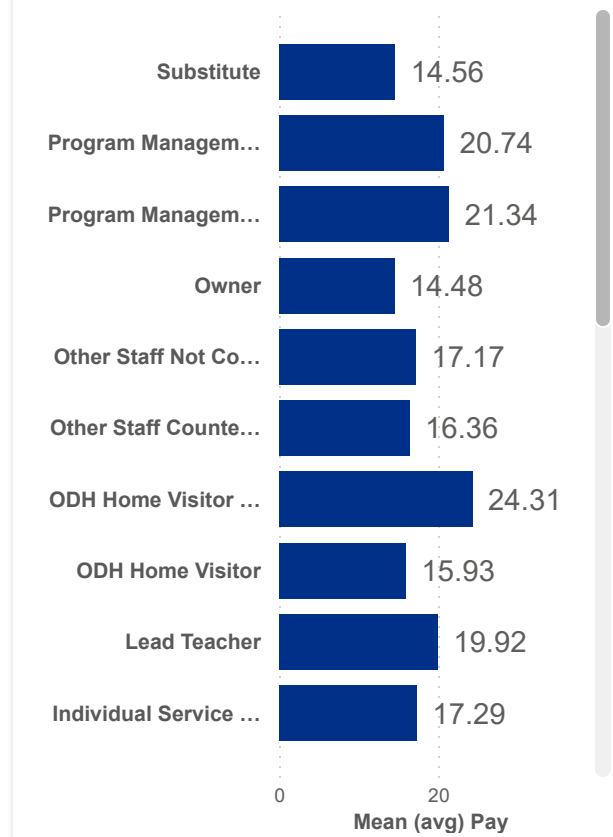
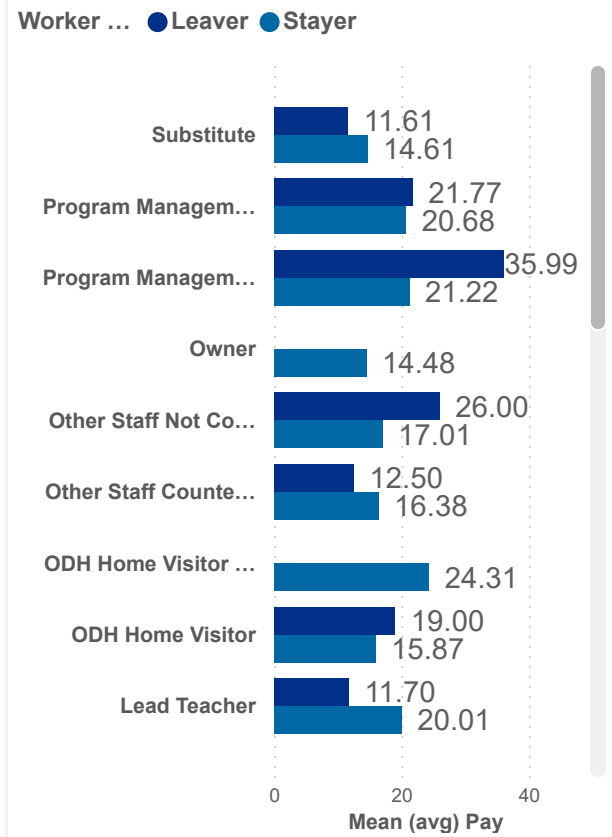
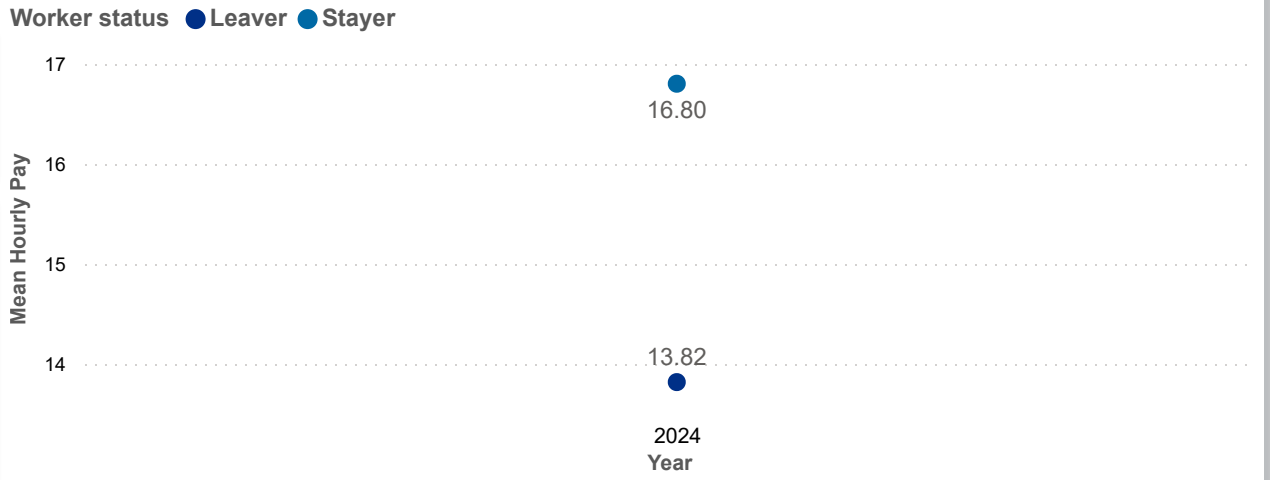


Date: 202410 Program Type: All Job Title: All Teacher Age Group: All Education: All TEACH Status: All  
 202412 Position Type: All SUTQ Rating: All Total Duration: 0.00 Center Type: All Publicly Funded: All POWER Status: All  
 SDA>County: SDA 11 Beale Code: All Student Age Group: All POWER Levels: All

### PAY MEAN (USD)

LEAVER	STAYER	COMBINED
<b>13.82</b>	<b>16.80</b>	<b>16.76</b>

### Salary Mean by Year and Worker Status



### Combined Salary Mean by Year and Worker Status

