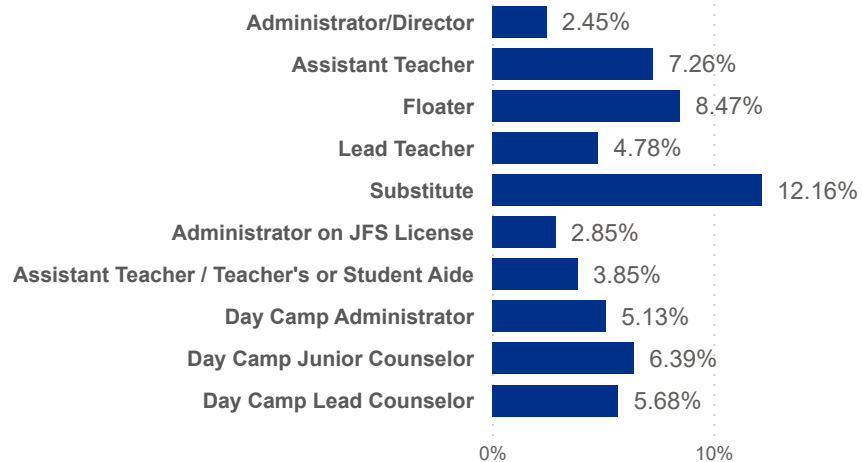




Date:  Program Type:  Job Title:  Teacher Age Group:  Education:  TEACH Status:   
 Position Type:  SUTQ Rating:  Total Duration:  Center Type:  Publicly Funded:  POWER Status:   
 SDA>County:  Beale Code:  Student Age Group:  POWER Levels:

## Avg Monthly Turnover Rates by Job Title



### Avg Monthly Turnover

6.39%

### Adjusted Workers

27,962

### Total Leaver

1,810

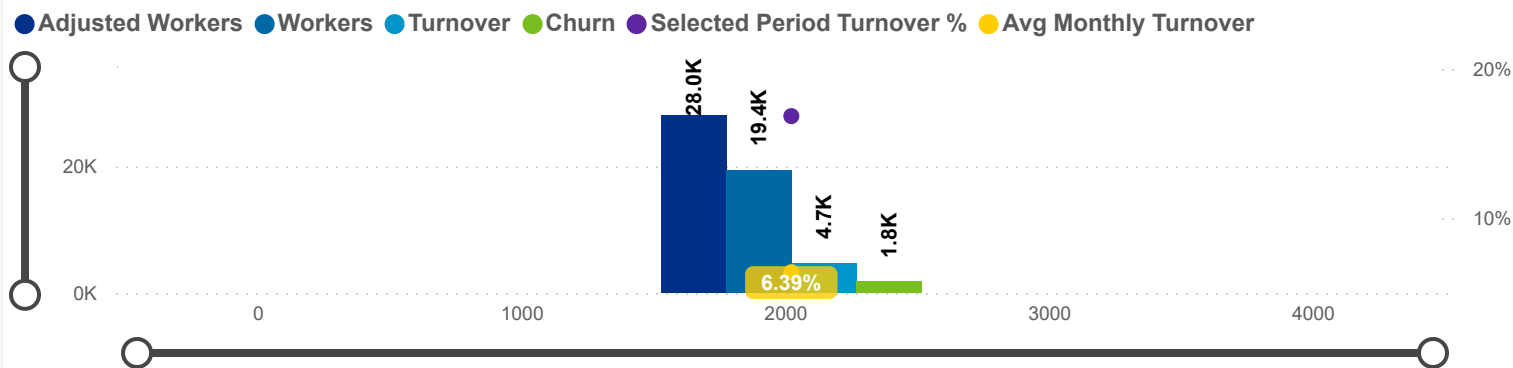
### Total Stayer

26,152

### Sel Period Turnover

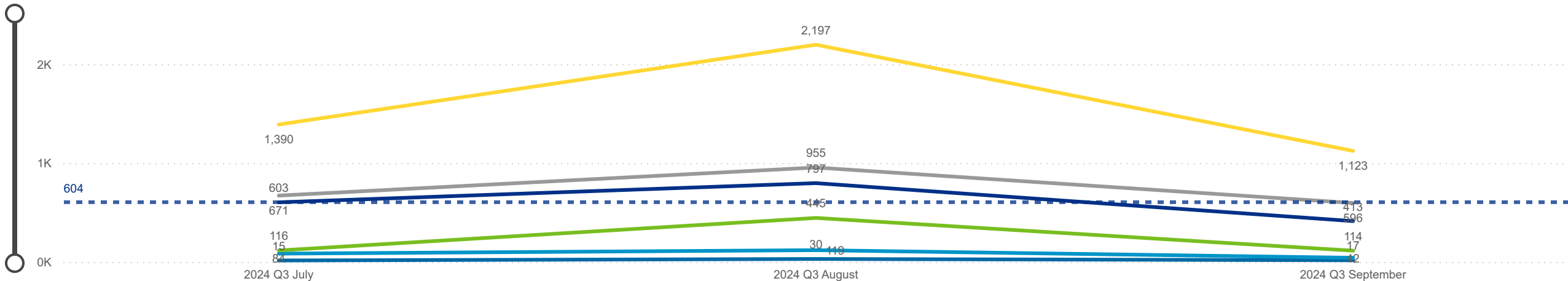
16.84%

## Avg Monthly Turnover and Number of Workers



## Categorization by Time Series

Churn (Blue), Internal (Light Blue), Promotion (Cyan), Seasonal (Green), Transfer (Grey), Turnover (Yellow)





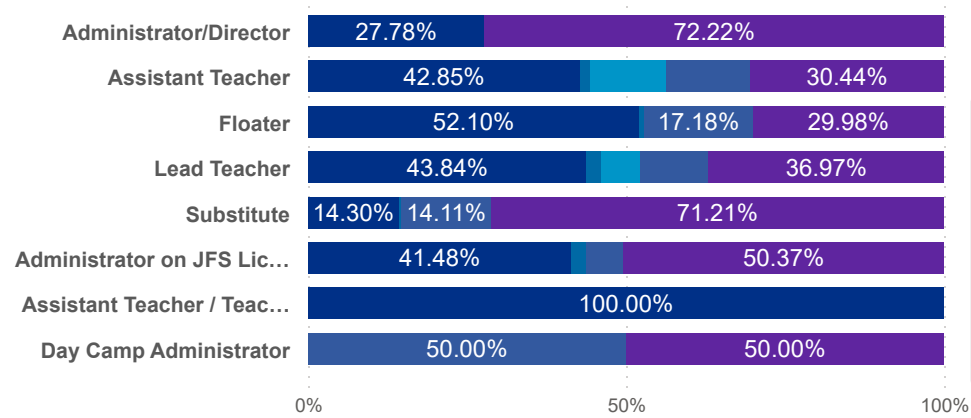
Date:  Program Type: 
 Job Title:  Teacher Age Group:  Education:  TEACH Status:

Date:  Position Type: 
 SUTQ Rating:  Total Duration:  Center Type:  Publicly Funded:  POWER Status:

SDA>County:  Total Duration:  Beale Code:  Student Age Group:  POWER Levels:

## Job Change Reasons by Job Title

● Churn ● Internal ● Promotion ● Seasonal ● Transfer



Avg Monthly Churn

2.46%

Adjusted Workers

27,962

Workload Median

4.90

Pay Median USD / hr

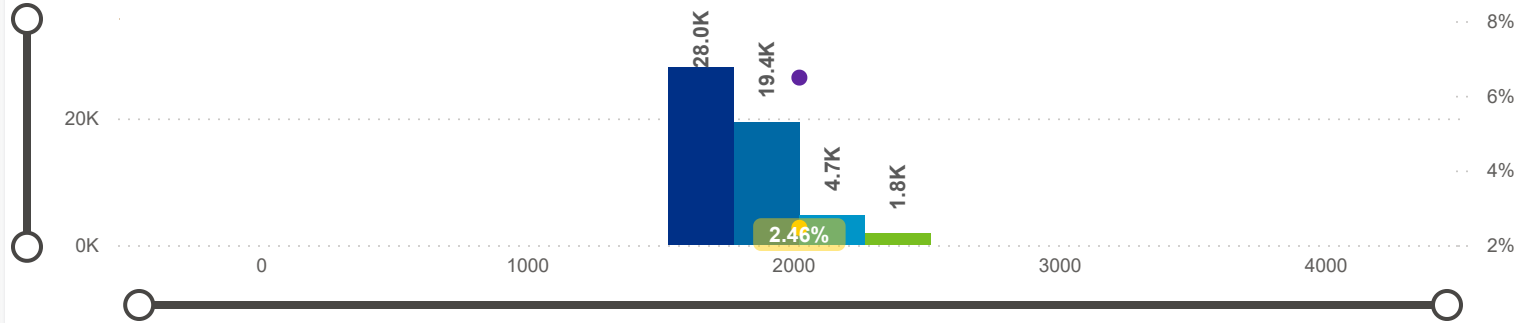
16.00

Avg ECE Duration

5.20

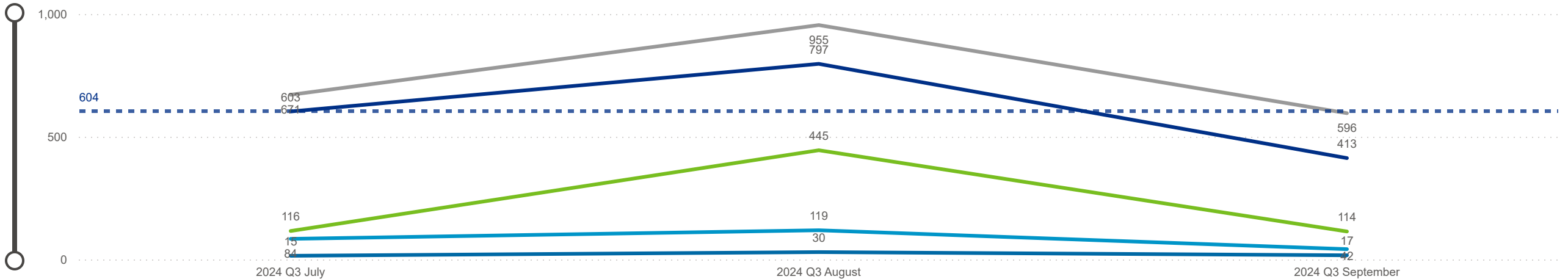
## Avg Monthly Churn and Number of Workers

● Adjusted Workers ● Workers ● Turnover ● Churn ● Selected Period Churn % ● Avg Monthly Churn

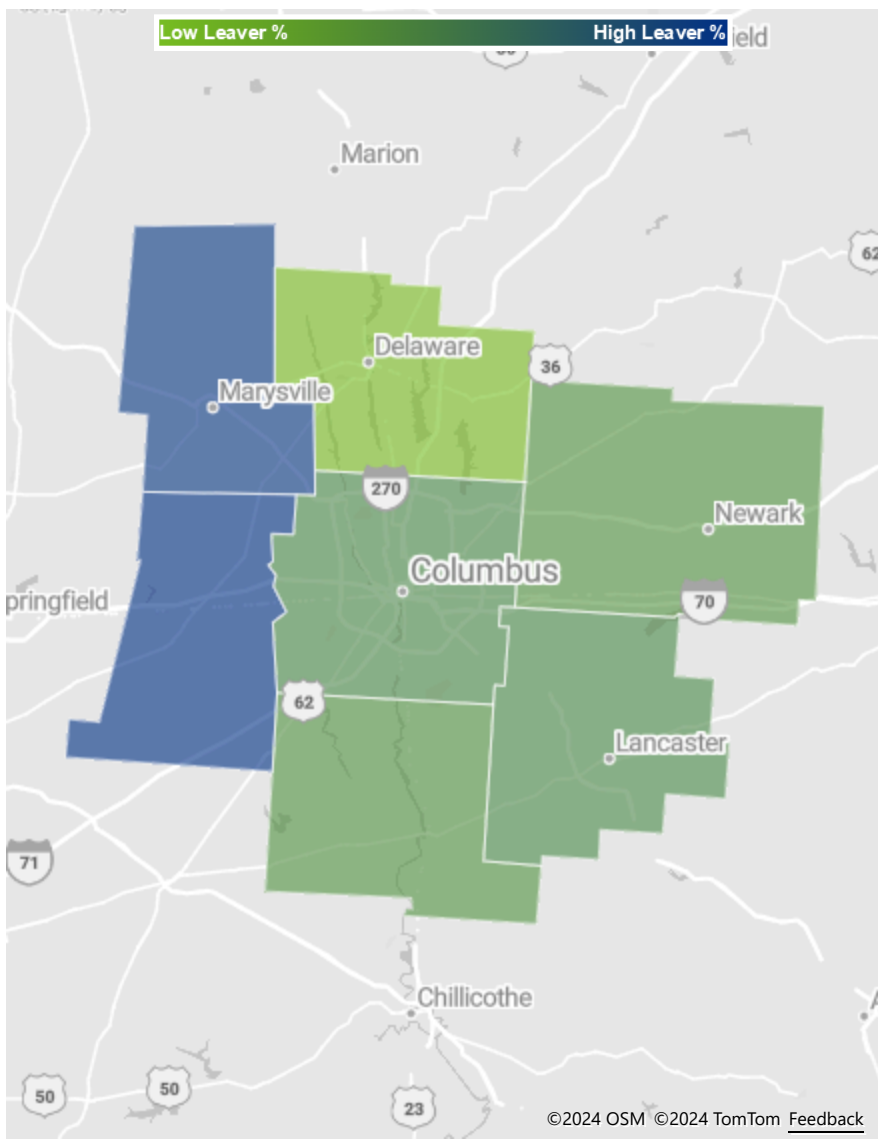


## Categorization by Time Series

● Churn ● Internal ● Promotion ● Seasonal ● Transfer

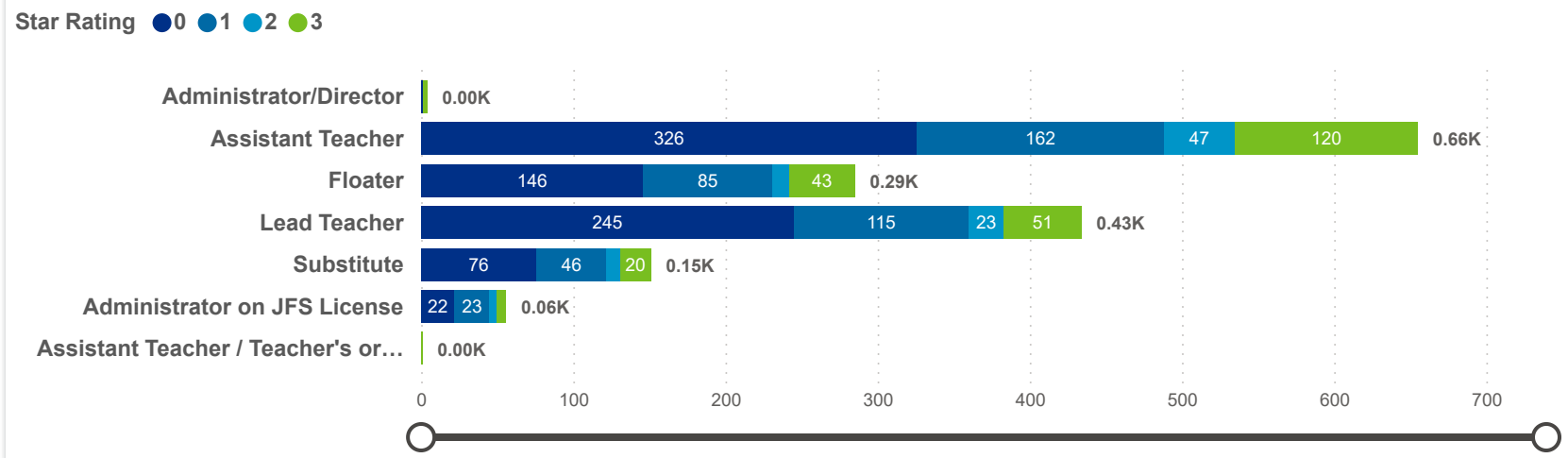


Date:  Program Type:  Job Title:  Teacher Age Group:  Education:  TEACH Status:   
 Position Type:  Credential:  TEACH Models:   
 SDA>County:  SUTQ Rating:  Total Duration:  Center Type:  Publicly Funded:  POWER Status:   
 Beale Code:  Student Age Group:  POWER Levels:



<b>ADJUSTED WORKERS</b> <b>27,962</b>	<b>TOTAL LEAVER</b> <b>1,810</b>	<b>TOTAL STAYER</b> <b>26,152</b>	<b>SELECTED PERIOD CHURN %</b> <b>6.47%</b>
--	-------------------------------------	--------------------------------------	--

**Leaver by Job Title and Star Rating**



County	Adjusted Workers	Workers	Workers %	Total Leaver	Total Stayer	Selected Period Churn %	Stayer %	Avg Monthly Churn	Selected Period Turnover %	Avg Monthly Turnover	Workload Median	Avg Star Rating
Pickaway OH	329	226	1.16%	21	308	6.38%	93.62%	2.56%	19.76%	7.92%	5.27	1.90
Madison OH	203	167	0.86%	17	186	8.37%	91.63%	3.00%	12.32%	4.42%	6.00	1.66
Fairfield OH	1,311	996	5.13%	86	1,225	6.56%	93.44%	2.55%	17.39%	6.77%	6.19	1.12
Franklin OH	20,908	14,547	74.97%	1,372	19,536	6.56%	93.44%	2.50%	17.34%	6.58%	4.70	1.04
Licking OH	1,605	1,184	6.10%	102	1,503	6.36%	93.64%	2.36%	13.46%	5.00%	5.05	0.91
Union OH	533	444	2.29%	44	489	8.26%	91.74%	3.11%	15.38%	5.80%	5.89	0.64
Delaware OH	3,077	2,389	12.31%	168	2,909	5.46%	94.54%	2.07%	15.24%	5.78%	5.58	0.55
<b>Total</b>	<b>27,962</b>	<b>19,403</b>	<b>100.00%</b>	<b>1,810</b>	<b>26,152</b>	<b>6.47%</b>	<b>93.53%</b>	<b>2.46%</b>	<b>16.84%</b>	<b>6.39%</b>	<b>4.90</b>	<b>0.99</b>



Date: 202407 Program Type: All Job Title: All Teacher Age Group: All Education: All TEACH Status: All  
 202409 Position Type: All Credential: All TEACH Models: All  
 SDA>County: SDA 9 SUTQ Rating: All Total Duration: 0.00 Center Type: All Publicly Funded: All POWER Status: All  
 100.00 Beale Code: All Student Age Group: All POWER Levels: All

NUMBER OF WORKERS

AVG ECE DURATION (In Years)

HOURLY WAGE BANDS (USD)

TOTAL LEAVER

1,810

TOTAL STAYER

26,152

LEAVER

3.74

STAYER

5.26

LEAVER (Hourly Wage MED)

15.50

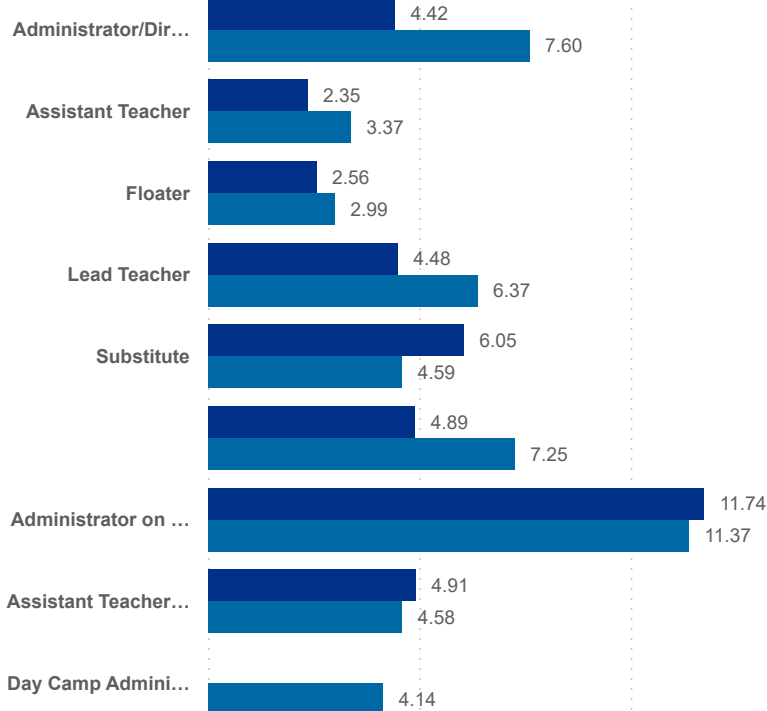
STAYER (Hourly Wage MED)

16.00

Leaver % Stayer %

93.53%

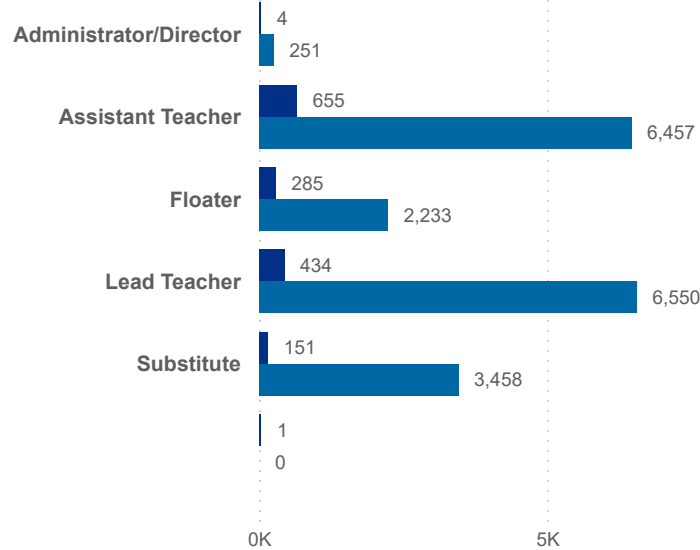
Worker Status: Leaver Stayer



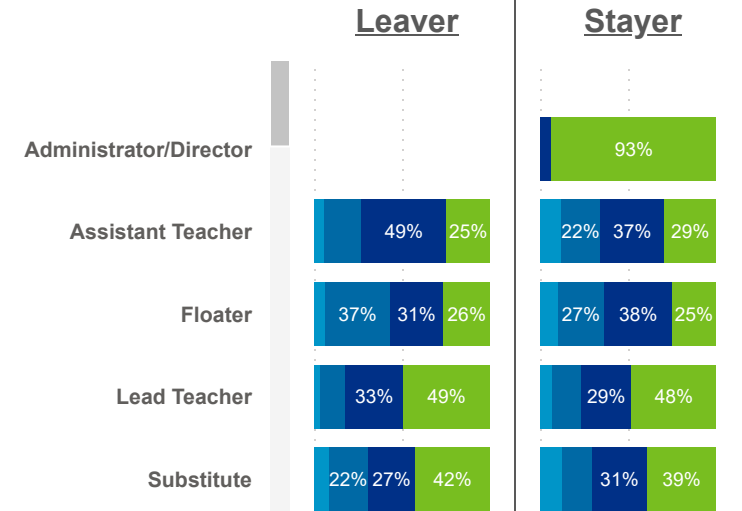
Wage Bands: < 10 10 < .. < 11.6 11.6 < .. < 14 > 14



Leaver Stayer



Wage Bands: < 10 10 < .. < 11.6 11.6 < .. < 14 > 14





Date:  Program Type:  Job Title:  Teacher Age Group:  Education:  TEACH Status:   
 Position Type:  SUTQ Rating:  Total Duration:  Center Type:  Publicly Funded:  POWER Status:   
 SDA>County:  Beale Code:  Student Age Group:  POWER Levels:

### NUMBER OF WORKERS

### AVG ECE DURATION (In Years)

### HOURLY WAGE BANDS (USD)

LEAVER

STAYER

# 6.47%

# 93.53%

LEAVER

STAYER

# 3.74

# 5.26

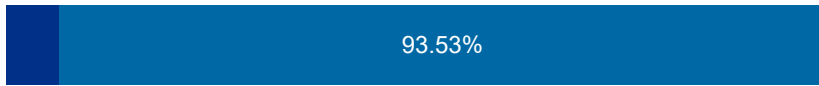
LEAVER (Hourly Wage MED)

STAYER (Hourly Wage MED)

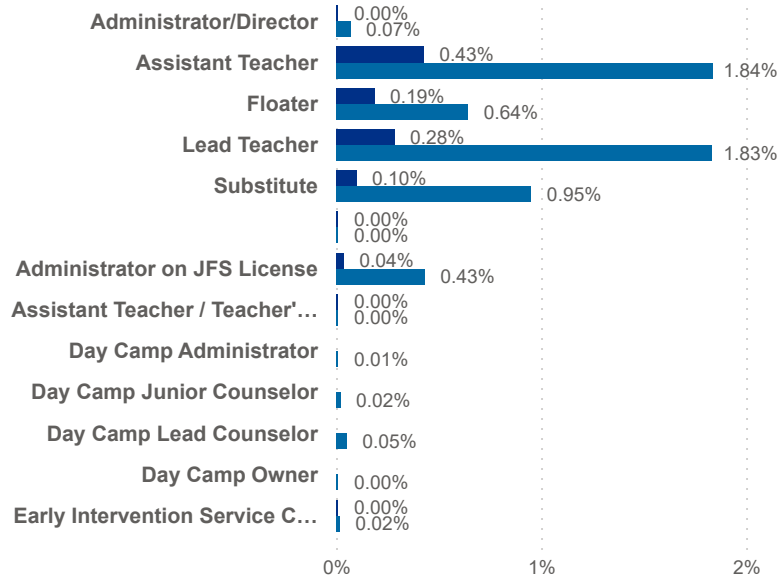
# 15.50

# 16.00

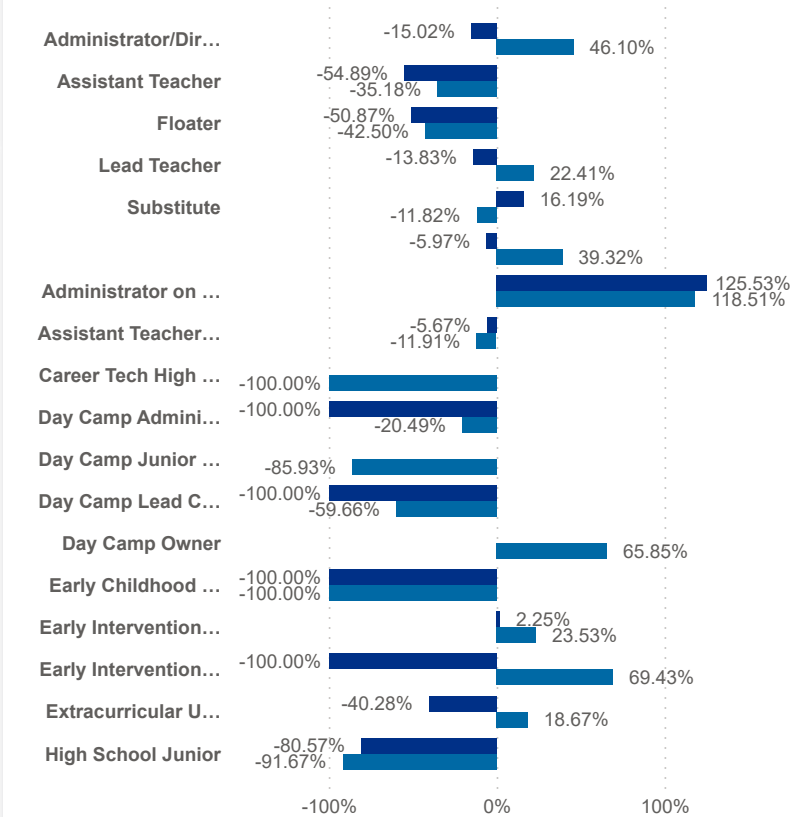
● Leaver % ● Stayer %



Worker Status: ● Leaver ● Stayer



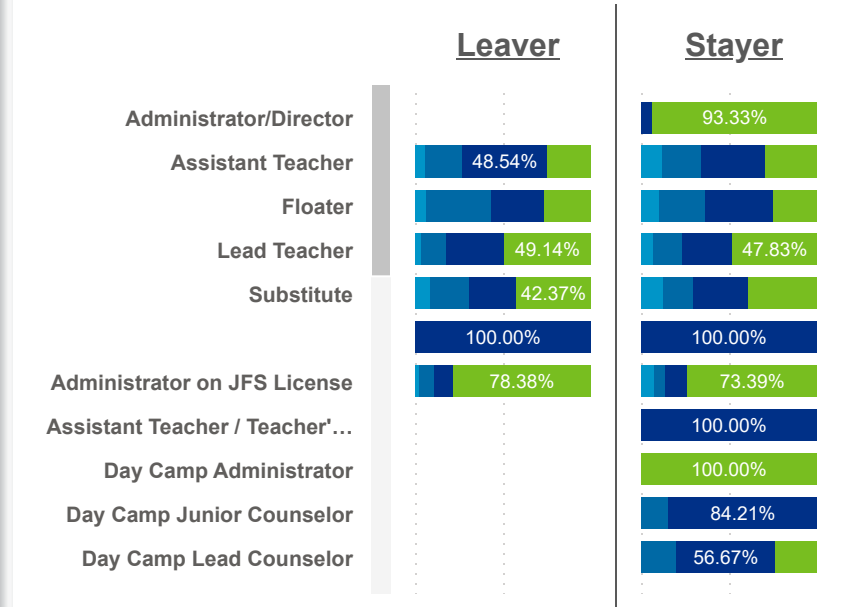
Worker Status: ● Leaver ● Stayer



Wage Bands: ● < 10 ● 10 < .. < 11.6 ● 11.6 < .. < 14 ● > 14



Wage Bands: ● < 10 ● 10 < .. < 11.6 ● 11.6 < .. < 14 ● > 14





Date:  Program Type: 
 Job Title:  Teacher Age Group:  Education:  TEACH Status:

Date:  Position Type: 
 SUTQ Rating:  Total Duration:  Center Type:  Publicly Funded:  POWER Status:

SDA>County:  Beale Code:  Student Age Group:  POWER Levels:

### LEAVER (Avg Career Duration)

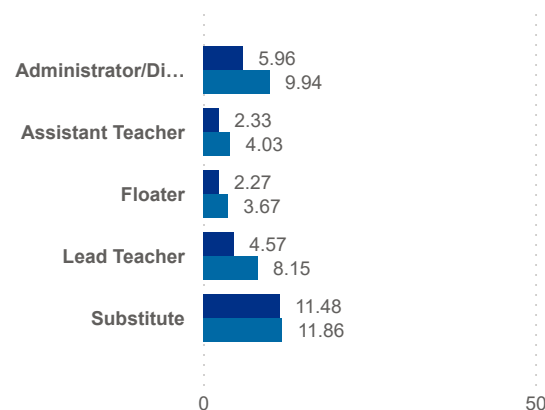
# 4.65

### STAYER (Avg Career Duration)

# 10.25

## Avg Career Duration by Job Title

Worker Status: ● Leaver ● Stayer



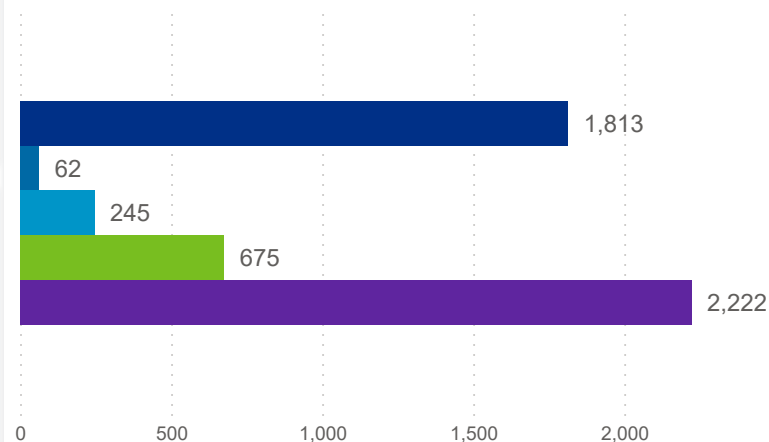
County	Job Title	Longest Serving Profile	\$ / hr	Seniority	Workload	Star Rating (Mean)
Delaware	Administrator/Director	1.31		Early	11.00	1.7
Fairfield	Administrator/Director	1.96		Early	6.00	3.0
Franklin	Administrator/Director	1.55		Early	9.18	1.9
Licking	Administrator/Director	2.47		Early	5.57	1.7
Madison	Administrator/Director	1.34		Early	10.67	3.0
Pickaway	Administrator/Director	0.11		Early	10.35	2.0
Union	Administrator/Director	0.80		Early	8.88	2.6
Franklin	Administrator/Director	4.84	15.00	Early	5.79	0.0
Franklin	Administrator/Director	1.00	18.00	Early	18.08	0.0
Franklin	Administrator/Director	2.52	20.00	Early	8.20	0.0

### TOTAL STAYER

# 26,152

## Turnover Reasons

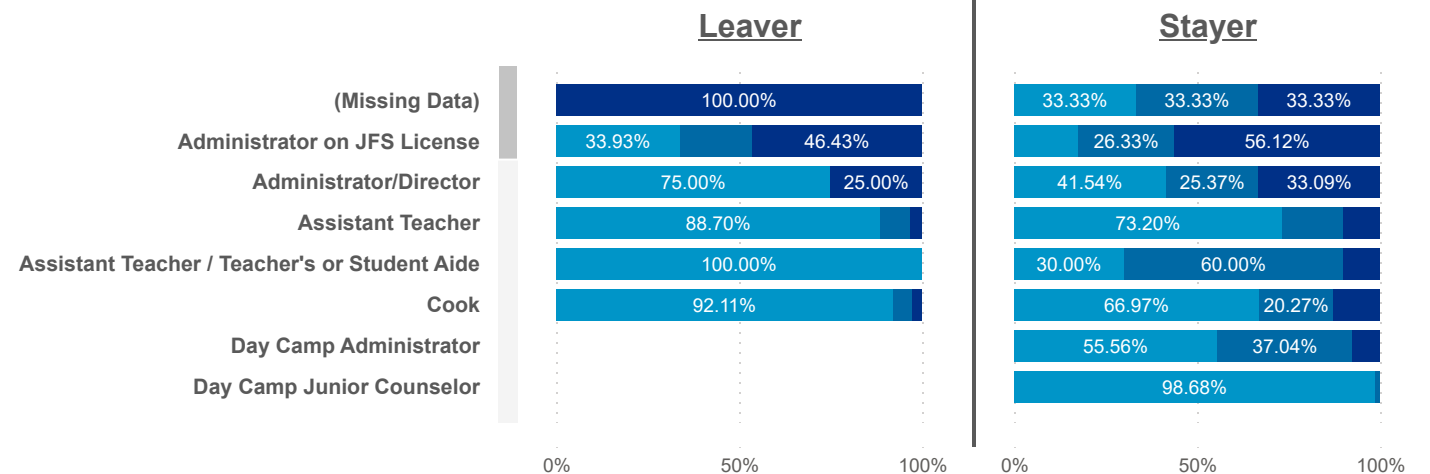
● Churn ● Internal ● Promotion ● Seasonal ● Transfer



### STAYER (Promotion)

# 245

Seniority: ● Early ● Mid ● Senior





Date:  Program Type: 
 Job Title:  Teacher Age Group:  Education:  TEACH Status:

Date:  Position Type: 
 SUTQ Rating:  Total Duration:  Center Type:  Publicly Funded:  POWER Status:

SDA>County:  Beale Code:  Student Age Group:  POWER Levels:

### LEAVER (Avg Career Duration)

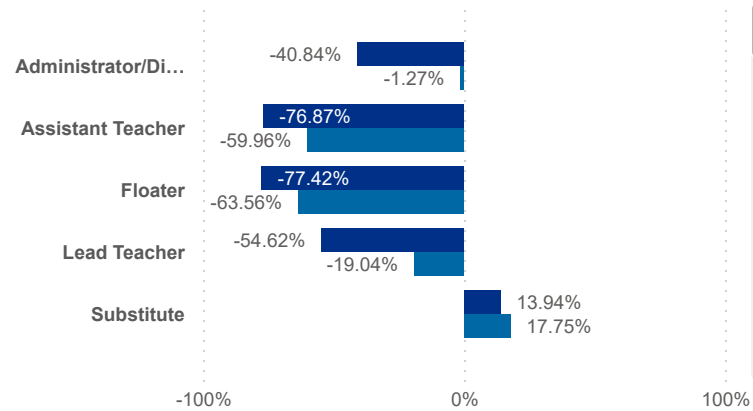
# 4.65

### STAYER (Avg Career Duration)

# 10.25

## Avg Career Duration by Job Title vs Mean

Worker Status: ● Leaver ● Stayer



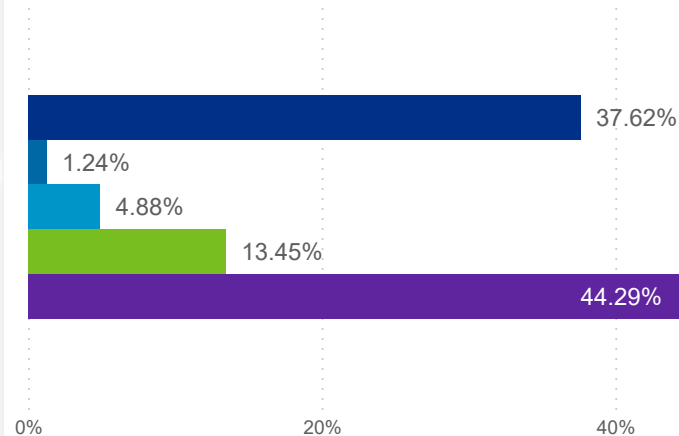
County	Job Title	Longest Serving Profile	\$ / hr	Seniority	Workload	Star Rating (mean)
Franklin	Assistant Teacher	0.00	15.68	Early	7.19	3.0
Franklin	Assistant Teacher	0.00	19.04	Early	6.39	3.0
Delaware	Extracurricular Not Used in Ratio	0.00	18.00	Early	3.24	1.0
Franklin	Assistant Teacher	0.01	22.24	Early	4.80	0.0
Union	Assistant Teacher	0.01	14.00	Mid	6.48	1.0
Franklin	Assistant Teacher	0.01	19.34	Senior	4.89	3.0
Franklin	Lead Teacher	0.01	16.12	Early	5.81	0.0
Franklin	Extracurricular Not Used in Ratio	0.01	9.00	Early	3.36	1.0
Pickaway	Program Management Used in Ratio	0.02		Senior	1.94	3.0
Licking	Administrator/Director	0.02	26.00	Mid	16.17	0.0
Licking	Assistant Teacher	0.02	13.50	Mid	4.79	0.0

### TOTAL STAYER

# 26,152

## Turnover Reasons

● Churn ● Internal ● Promotion ● Seasonal ● Transfer



### STAYER (Promotion)

# 245

Seniority: ● Early ● Mid ● Senior



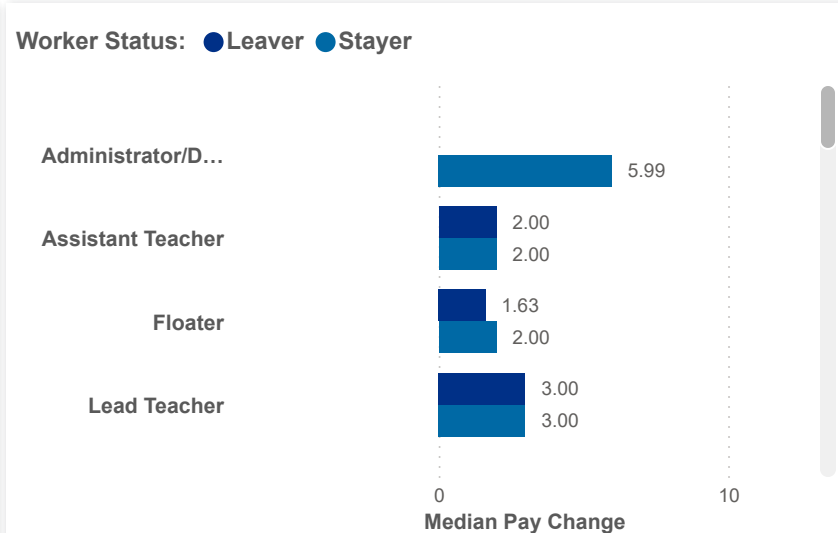
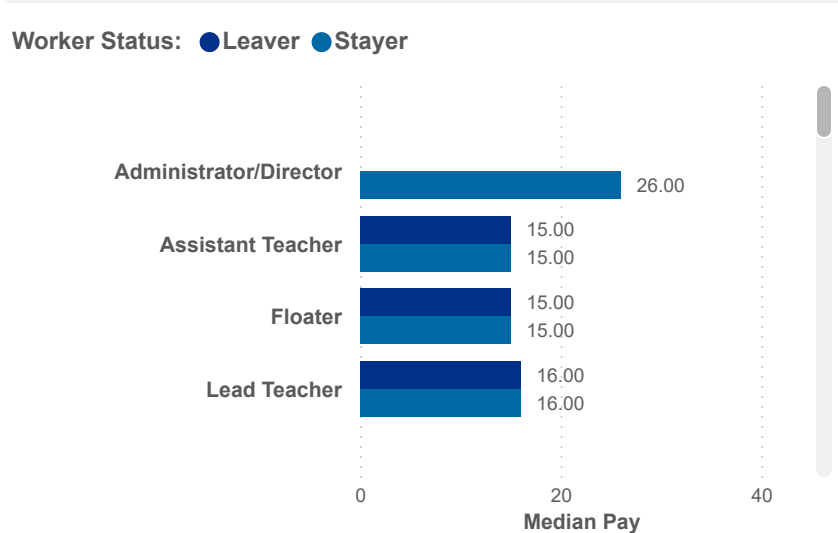
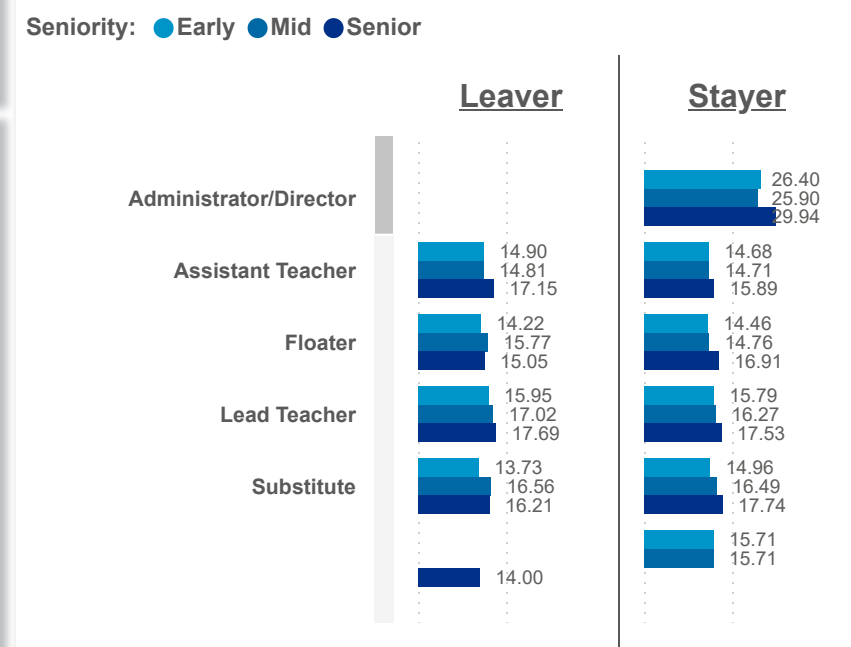
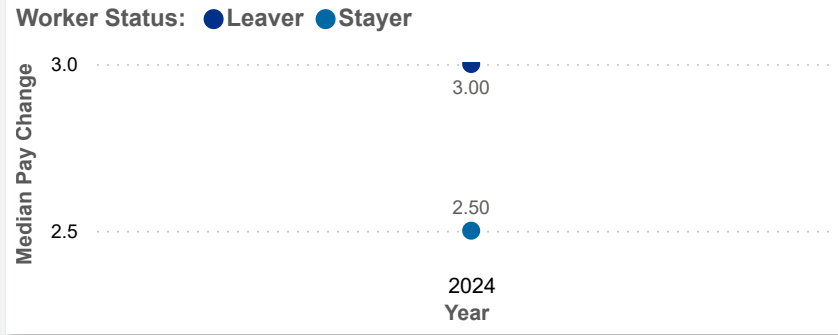
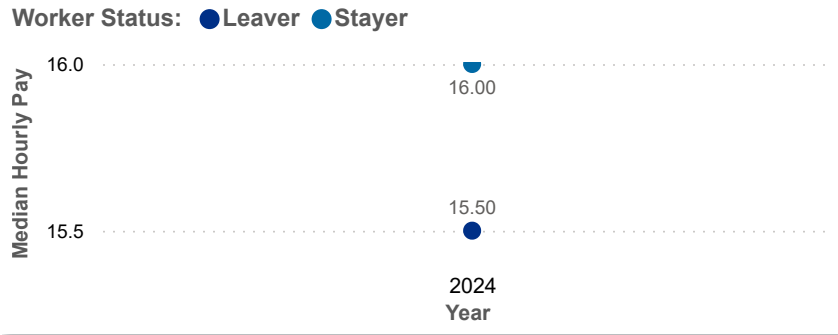
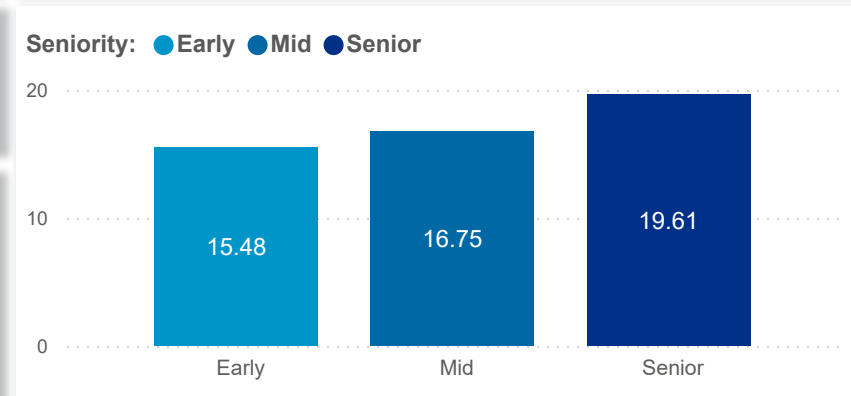



Date:  Program Type:  Job Title:  Teacher Age Group:  Education:  TEACH Status:   
 Position Type:  SUTQ Rating:  Total Duration:  Center Type:  Publicly Funded:  POWER Status:   
 SDA>County:  Beale Code:  Student Age Group:  POWER Levels:

### PAY MEDIAN (USD)

### PAY PROGRESSION (USD)

### PAY & CAREER SENIORITY (USD)







Date:  Program Type:  Job Title:  Teacher Age Group:  Education:  TEACH Status:   
 Position Type:  SUTQ Rating:  Total Duration:  Center Type:  Publicly Funded:  POWER Status:   
 SDA>County:  Beale Code:  Student Age Group:  POWER Levels:

### PAY MEDIAN (USD)

LEAVER

# 15.50

STAYER

# 16.00

### PAY PROGRESSION (USD)

LEAVER

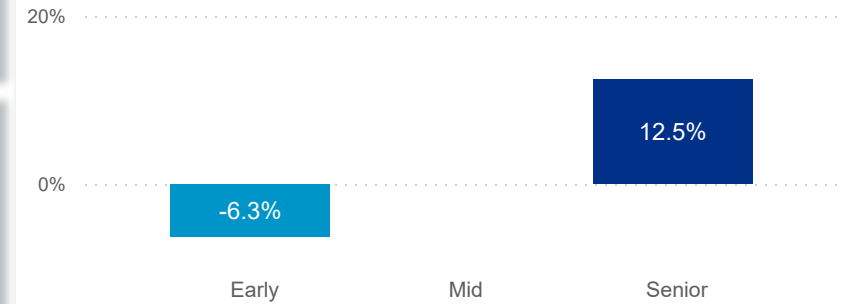
# 0.75

STAYER


# 0.82

### PAY & CAREER SENIORITY (USD)


Seniority: ● Early ● Mid ● Senior



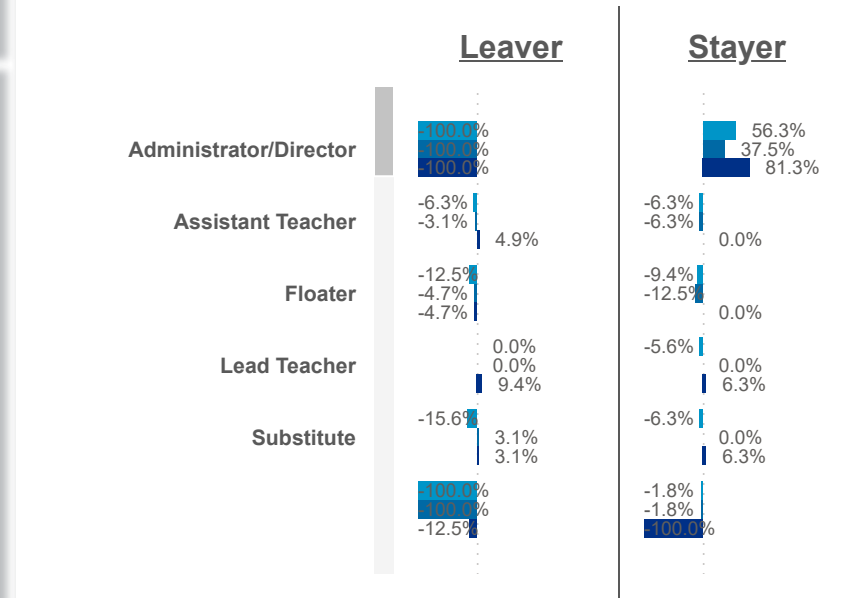
Worker Status: ● Leaver ● Stayer



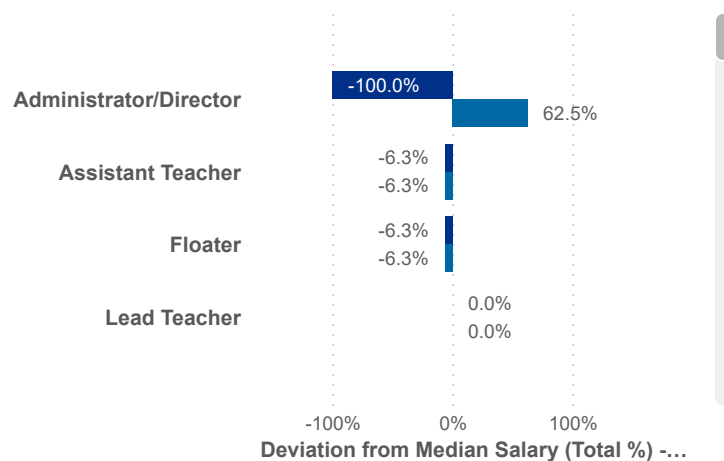
Worker Status: ● Leaver ● Stayer



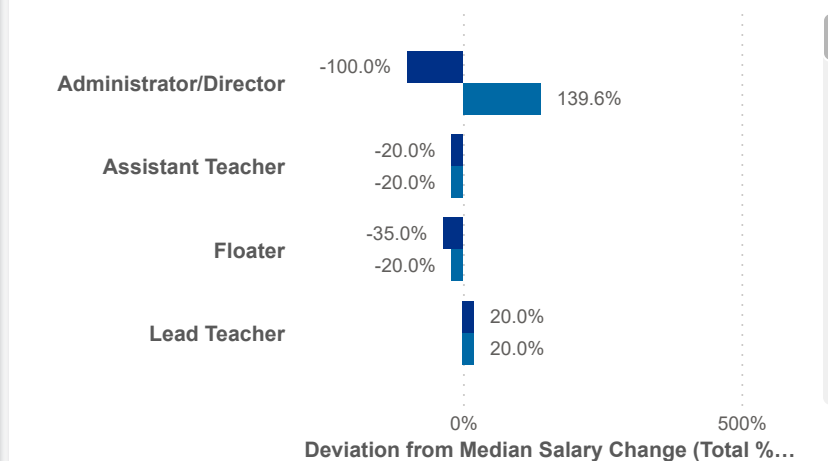
Seniority: ● Early ● Mid ● Senior



Worker Status: ● Leaver ● Stayer



Worker Status: ● Leaver ● Stayer





Date:  Program Type: 
 Job Title:  Teacher Age Group:  Education:  TEACH Status:

Date:  Position Type: 
 SUTQ Rating:  Total Duration:  Center Type:  Publicly Funded:  POWER Status:

SDA>County:  Beale Code:  Student Age Group:  POWER Levels:

### Workload Median (Total)

# 4.90

### Workload Median (Leaver)

# 5.13

### Workload Median (Stayer)

# 4.89

### Star Rating Mean (Total)

# 1.0

### Star Rating Mean (Leaver)

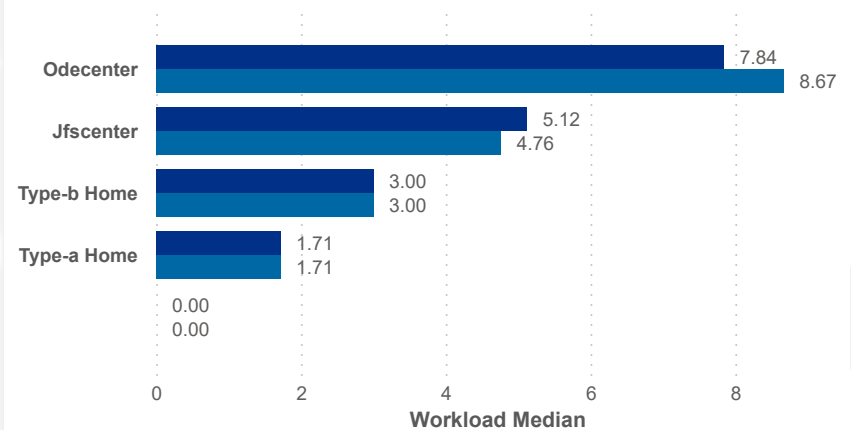
# 0.9

### Star Rating Mean (Stayer)

# 1.0

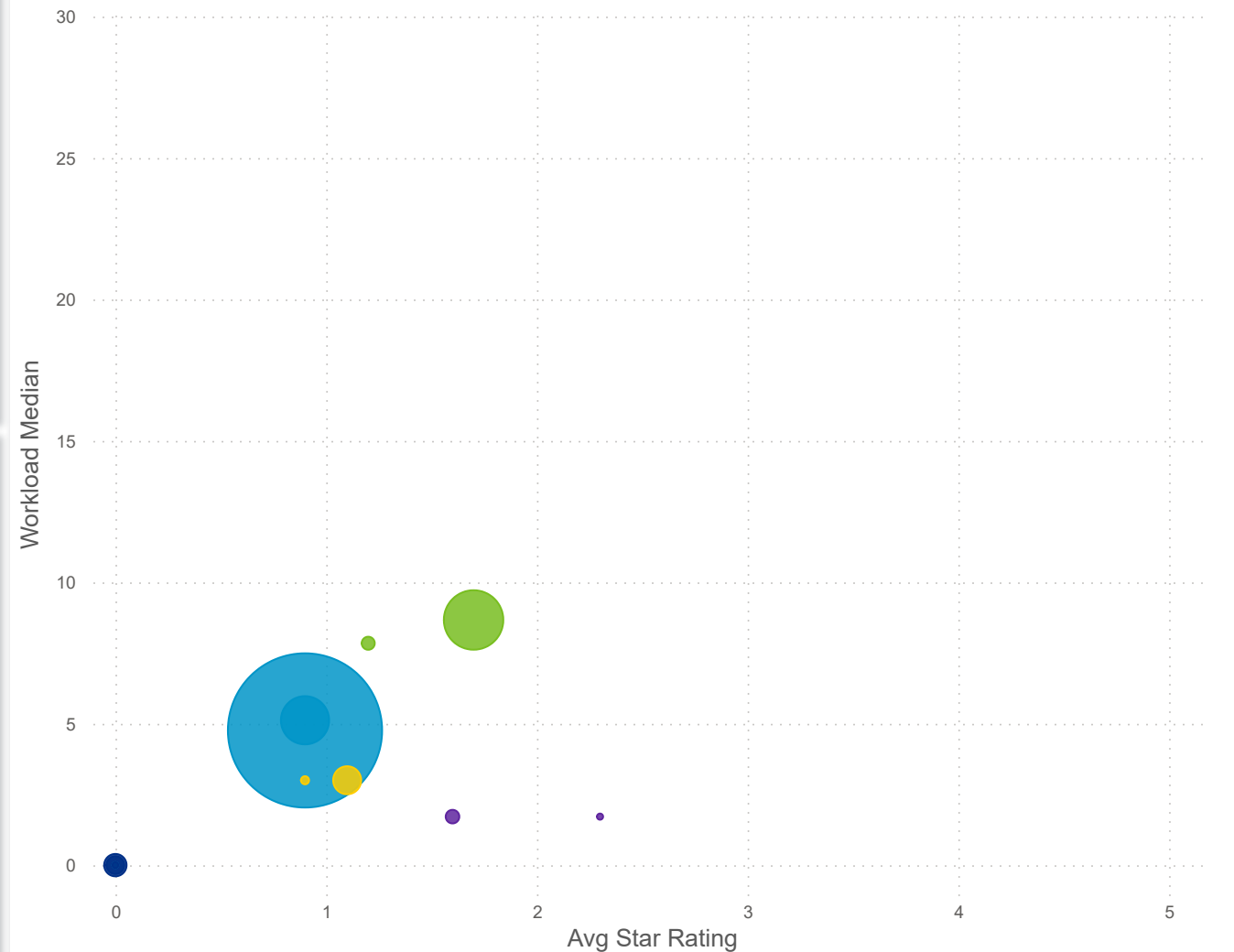
## Workload Median

Worker status ● Leaver ● Stayer



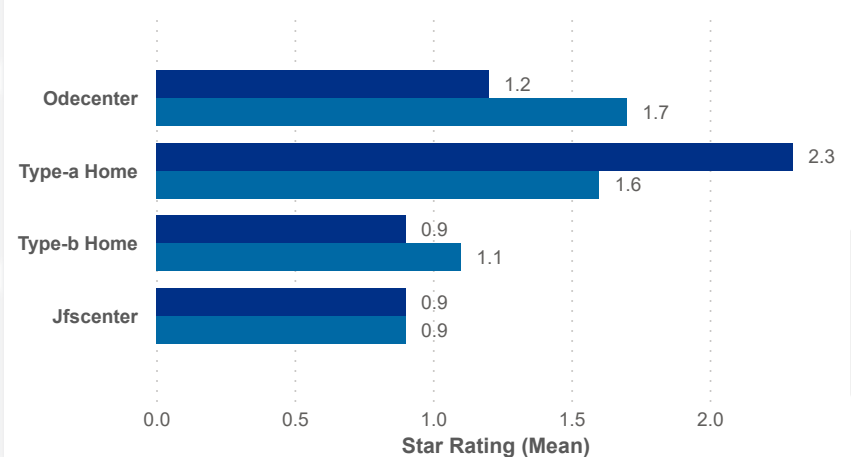
## Star Rating Mean, Workload Median, and Number of Users by Worker Status and Center Type

Center Type: ● Day Camp ● Inhome Aide ● Jfscenter ● Odecenter ● Type-a Home ● Type-b Home



## Star Rating Mean

Worker status ● Leaver ● Stayer





Date:  Program Type: 
 Job Title:  Teacher Age Group:  Education:  TEACH Status:

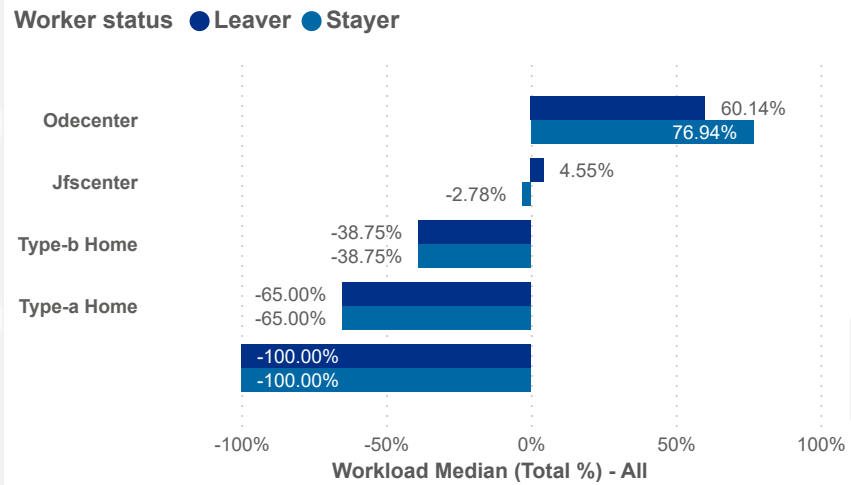
Date:  Position Type: 
 SUTQ Rating:  Total Duration:  Center Type:  Publicly Funded:  POWER Status:

SDA>County:  Beale Code:  Student Age Group:  POWER Levels:

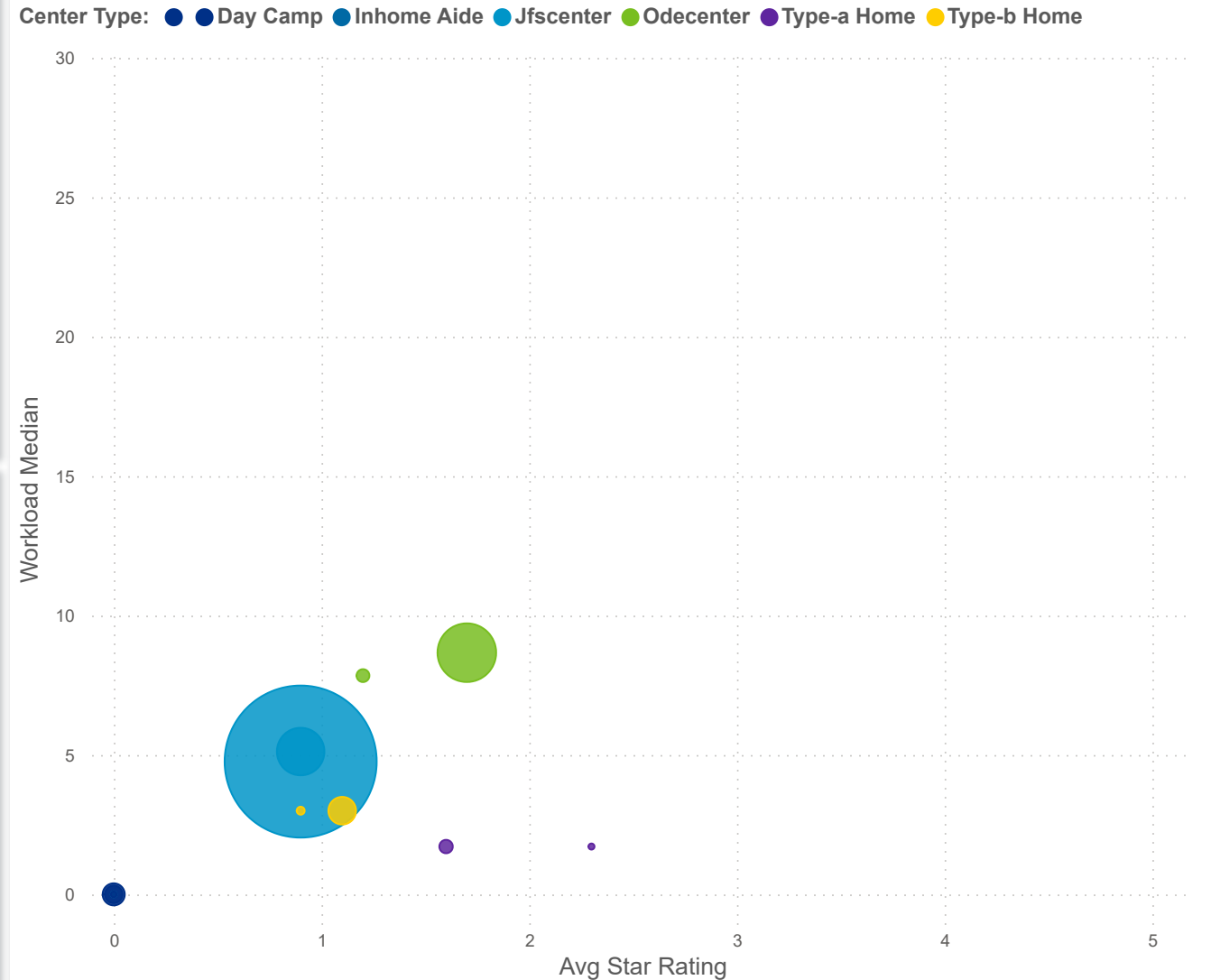
### Workload Median (Total)

4.90

### Workload Median (Total %)



### Star Rating Mean, Workload Median, and Number of Users by Worker Status and Center Type



### Workload Median (Leaver)

5.13

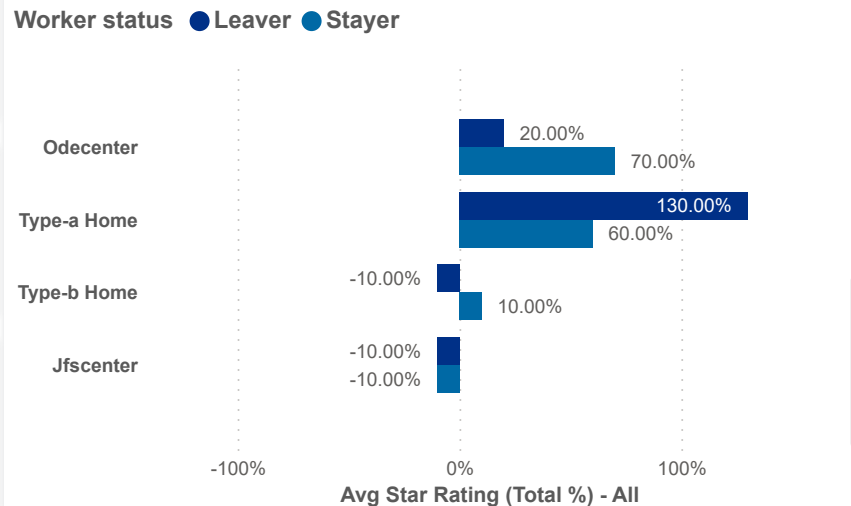
### Workload Median (Stayer)

4.89

### Star Rating Mean (Total)

1.0

### Star Rating Mean (Total %)



### Star Rating Mean (Leaver)

0.9

### Star Rating Mean (Stayer)

1.0

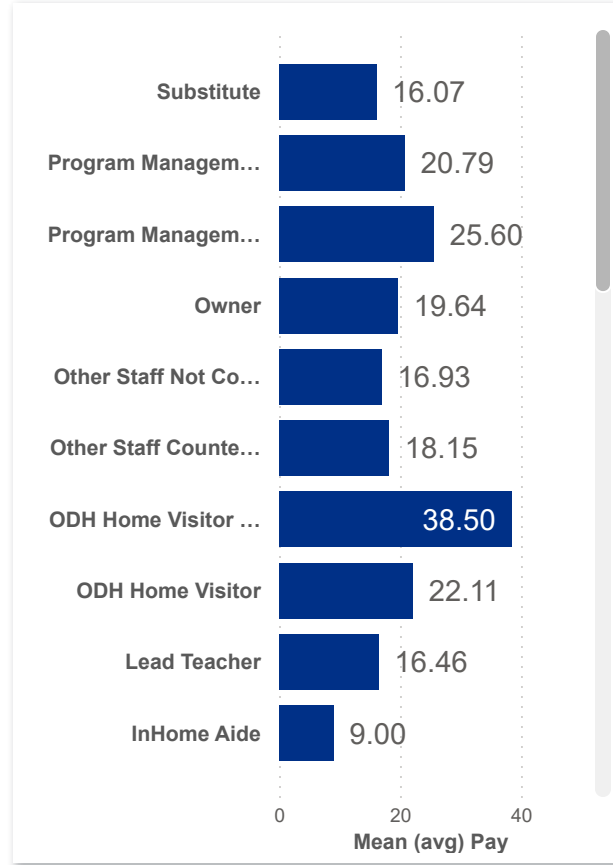
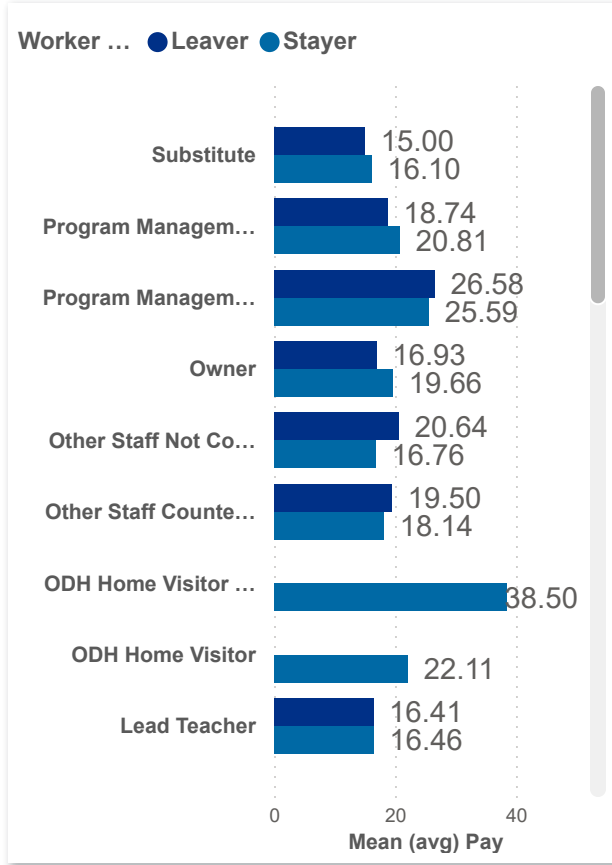
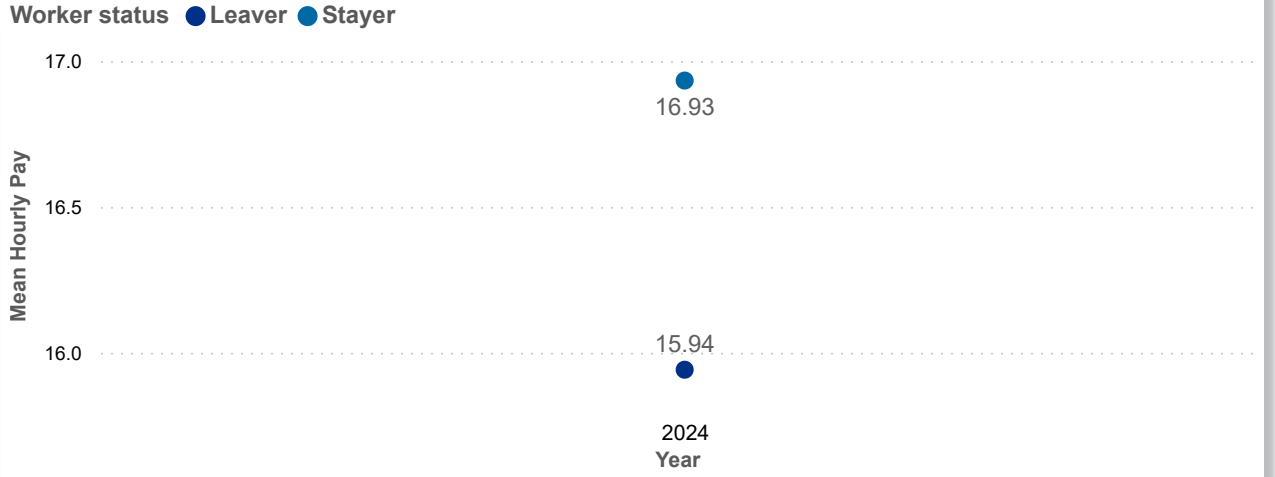


Date: 202407 Program Type: All Job Title: All Teacher Age Group: All Education: All TEACH Status: All  
 202409 Position Type: All Credential: All TEACH Models: All  
 SDA>County: SDA 9 SUTQ Rating: All Total Duration: 0.00 Center Type: All Publicly Funded: All POWER Status: All  
 100.00 Beale Code: All Student Age Group: All POWER Levels: All

PAY MEAN (USD)

<b>LEAVER</b>	<b>STAYER</b>	<b>COMBINED</b>
<b>15.94</b>	<b>16.93</b>	<b>16.91</b>

Salary Mean by Year and Worker Status



Combined Salary Mean by Year and Worker Status

