

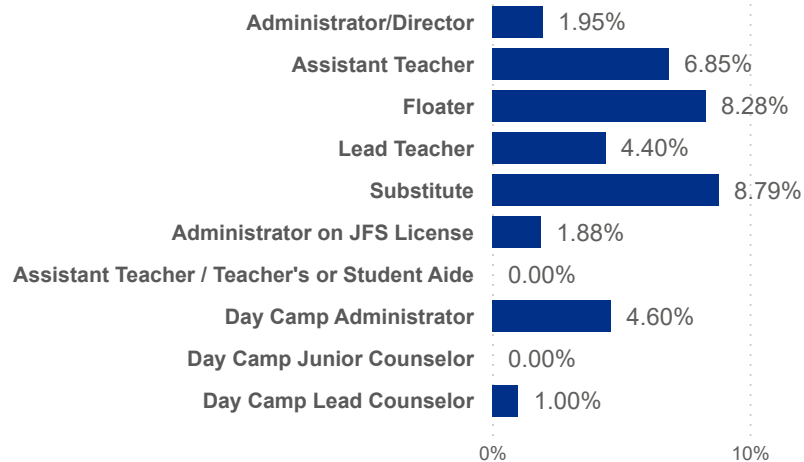


Date: Program Type:
 Job Title: Teacher Age Group: Education: TEACH Status:

Date: Position Type:
 SUTQ Rating: Total Duration: Center Type: Publicly Funded: POWER Status:

SDA>County: Beale Code: Student Age Group: POWER Levels:

Avg Monthly Turnover Rates by Job Title



Avg Monthly Turnover

5.44%

Adjusted Workers

19,576

Total Leaver

1,272

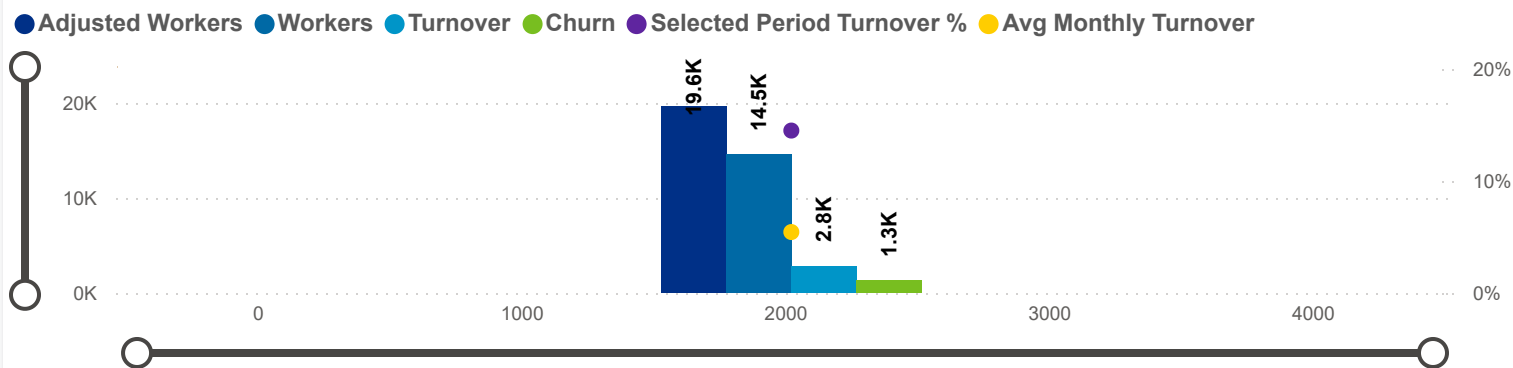
Total Stayer

18,304

Sel Period Turnover

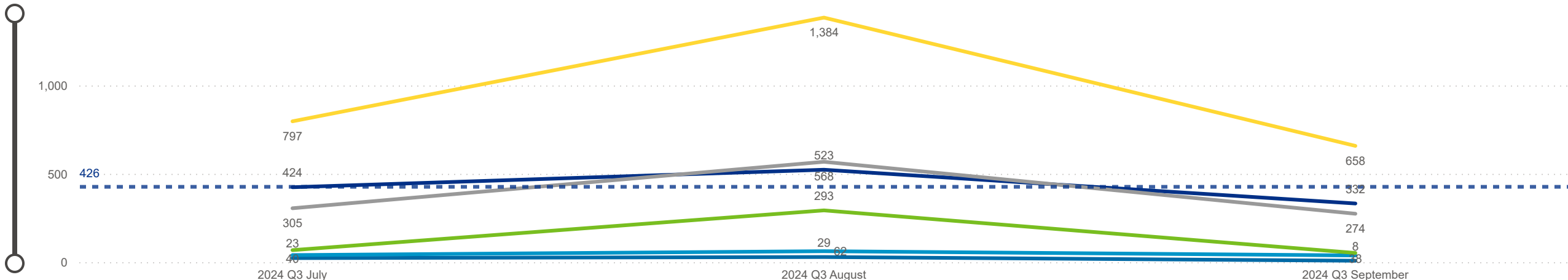
14.50%

Avg Monthly Turnover and Number of Workers



Categorization by Time Series

Churn (dark blue), Internal (medium blue), Promotion (light blue), Seasonal (green), Transfer (grey), Turnover (yellow)

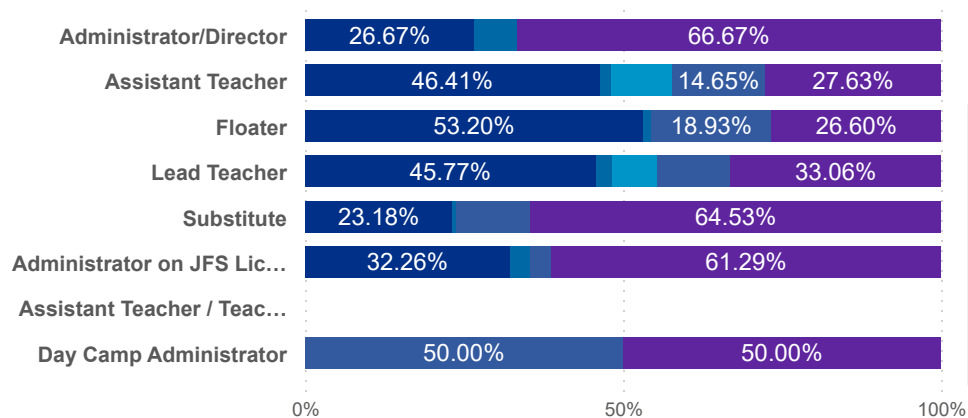




Date: 202407 | Program Type: All | Job Title: All | Teacher Age Group: All | Education: All | TEACH Status: All
 202409 | Position Type: All | SUTQ Rating: All | Total Duration: 0.00 | Center Type: All | Publicly Funded: All | POWER Status: All
 SDA>County: SDA 6 | Beale Code: All | Student Age Group: All | POWER Levels: All

Job Change Reasons by Job Title

● Churn ● Internal ● Promotion ● Seasonal ● Transfer



Avg Monthly Churn

2.45%

Adjusted Workers

19,576

Workload Median

5.56

Pay Median USD / hr

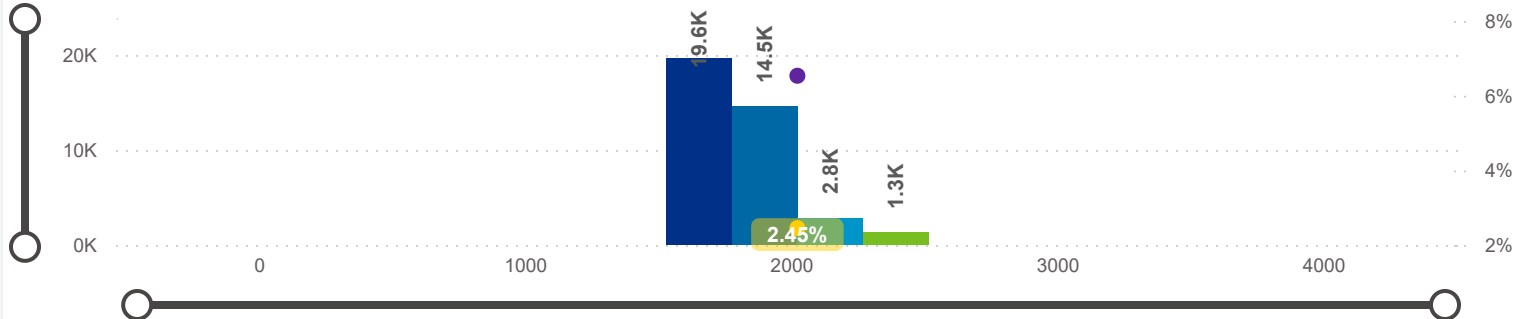
15.20

Avg ECE Duration

5.57

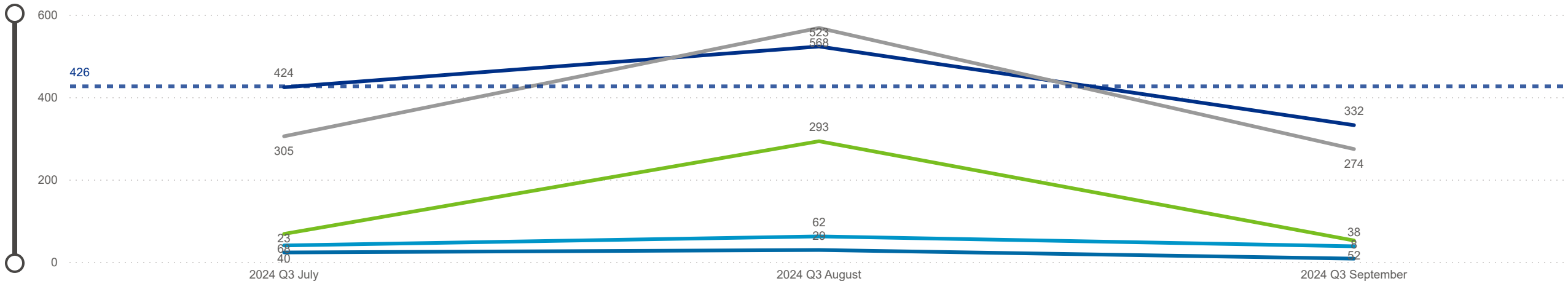
Avg Monthly Churn and Number of Workers

● Adjusted Workers ● Workers ● Turnover ● Churn ● Selected Period Churn % ● Avg Monthly Churn

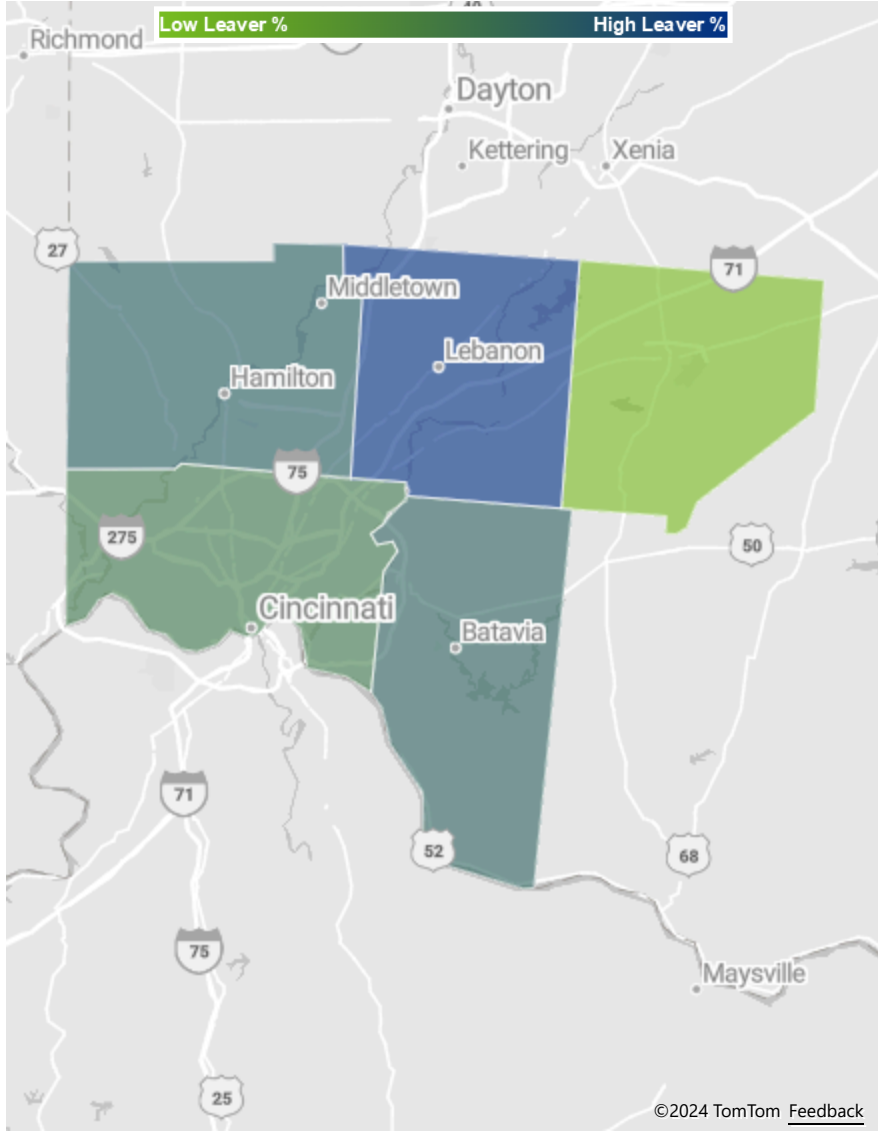


Categorization by Time Series

● Churn ● Internal ● Promotion ● Seasonal ● Transfer

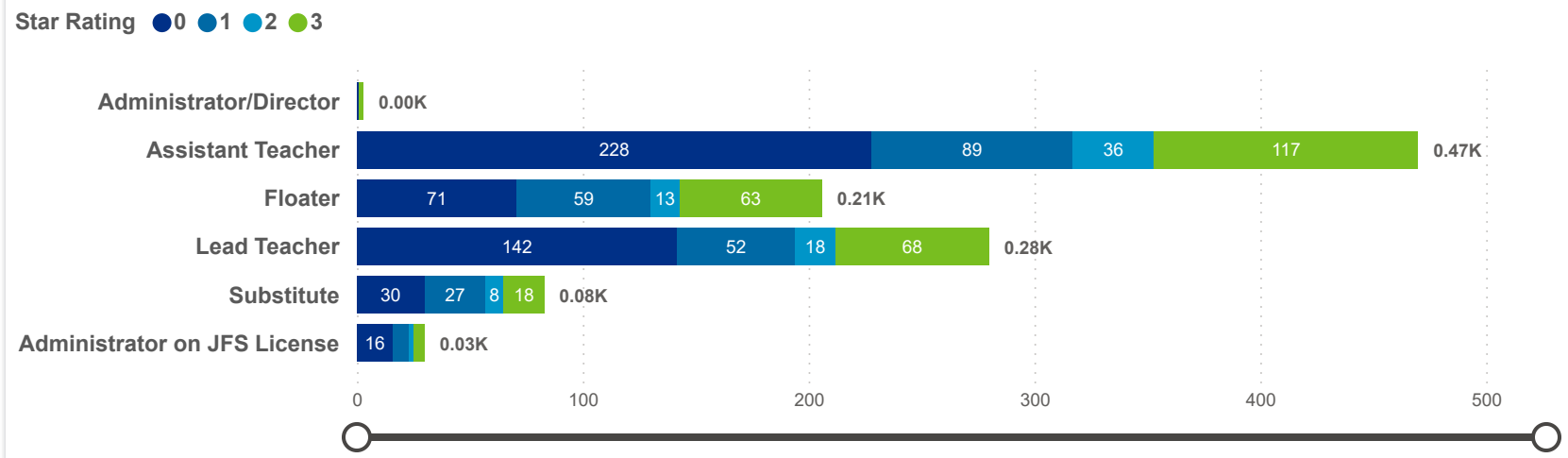


Date: 202407 Program Type: All Job Title: All Teacher Age Group: All Education: All TEACH Status: All
 202409 Position Type: All Credential: All TEACH Models: All
 SDA>County: SDA 6 SUTQ Rating: All Total Duration: 0.00 Center Type: All Publicly Funded: All POWER Status: All
 100.00 Beale Code: All Student Age Group: All POWER Levels: All



ADJUSTED WORKERS	TOTAL LEAVER	TOTAL STAYER	SELECTED PERIOD CHURN %
19,576	1,272	18,304	6.50%

Leaver by Job Title and Star Rating



County	Adjusted Workers	Workers	Workers %	Total Leaver	Total Stayer	Selected Period Churn %	Stayer %	Avg Monthly Churn	Selected Period Turnover %	Avg Monthly Turnover	Workload Median	Avg Star Rating
Clermont OH	1,687	1,197	8.23%	116	1,571	6.88%	93.12%	2.68%	18.61%	7.26%	5.72	1.46
Butler OH	3,116	2,534	17.43%	225	2,891	7.22%	92.78%	2.71%	12.80%	4.77%	5.86	1.31
Hamilton OH	11,988	8,812	60.60%	684	11,304	5.71%	94.29%	2.14%	14.01%	5.25%	5.48	1.29
Clinton OH	277	208	1.43%	7	270	2.53%	97.47%	0.91%	7.22%	2.59%	4.37	1.19
Warren OH	2,511	2,082	14.32%	240	2,271	9.56%	90.44%	3.63%	17.01%	6.38%	5.56	1.11
Total	19,576	14,542	100.00%	1,272	18,304	6.50%	93.50%	2.45%	14.50%	5.44%	5.56	1.29

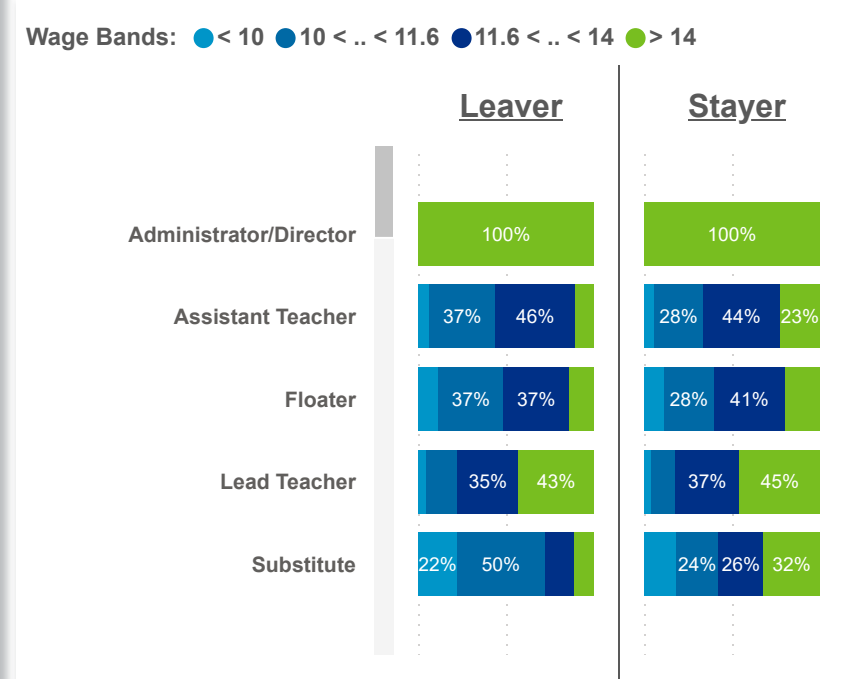
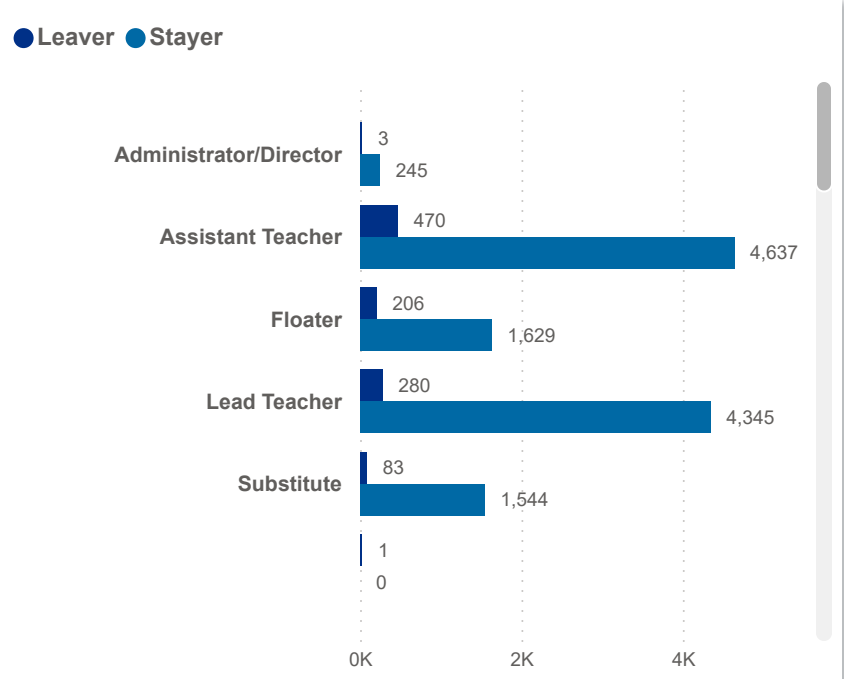
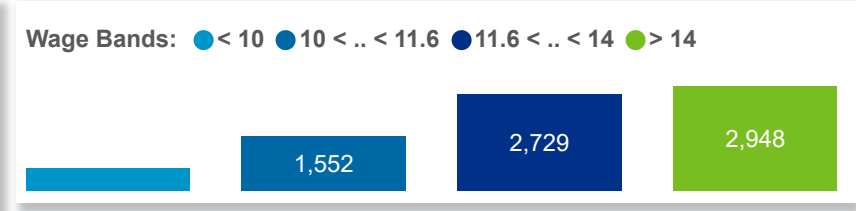
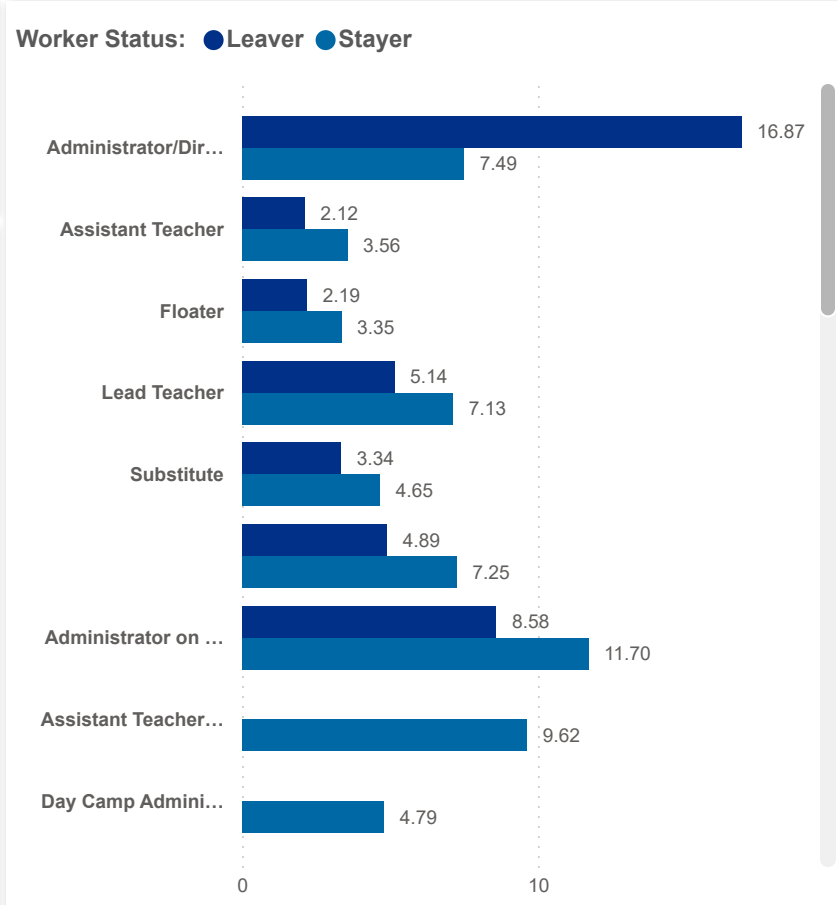



Date: Program Type: Job Title: Teacher Age Group: Education: TEACH Status:

Date: Position Type: SUTQ Rating: Total Duration: Center Type: Publicly Funded: POWER Status:

SDA>County: Beale Code: Student Age Group: POWER Levels:

NUMBER OF WORKERS		AVG ECE DURATION (In Years)		HOURLY WAGE BANDS (USD)	
TOTAL LEAVER	TOTAL STAYER	LEAVER	STAYER	LEAVER (Hourly Wage MED)	STAYER (Hourly Wage MED)
1,272	18,304	3.31	5.65	14.50	15.25





Date: Program Type: Job Title: Teacher Age Group: Education: TEACH Status:
 Position Type: SUTQ Rating: Total Duration: Center Type: Publicly Funded: POWER Status:
 SDA>County: Beale Code: Student Age Group: POWER Levels:

NUMBER OF WORKERS

AVG ECE DURATION (In Years)

HOURLY WAGE BANDS (USD)

LEAVER

STAYER

6.50%

93.50%

LEAVER

STAYER

3.31

5.65

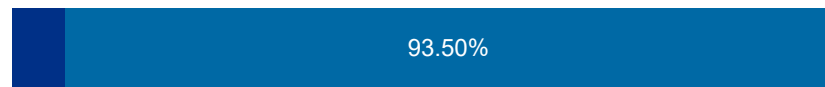
LEAVER (Hourly Wage MED)

STAYER (Hourly Wage MED)

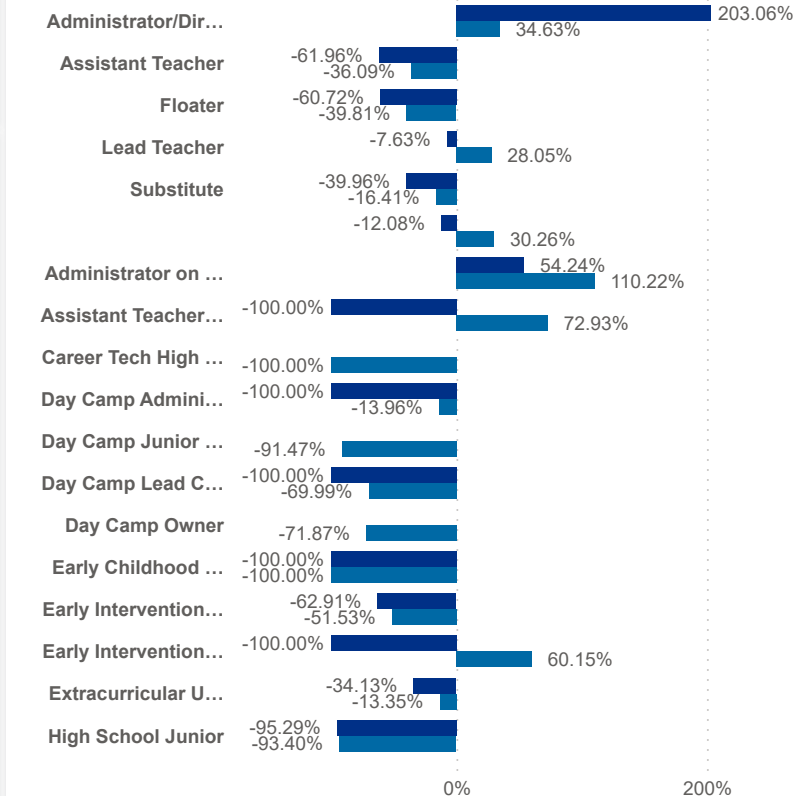
14.50

15.25

● Leaver % ● Stayer %



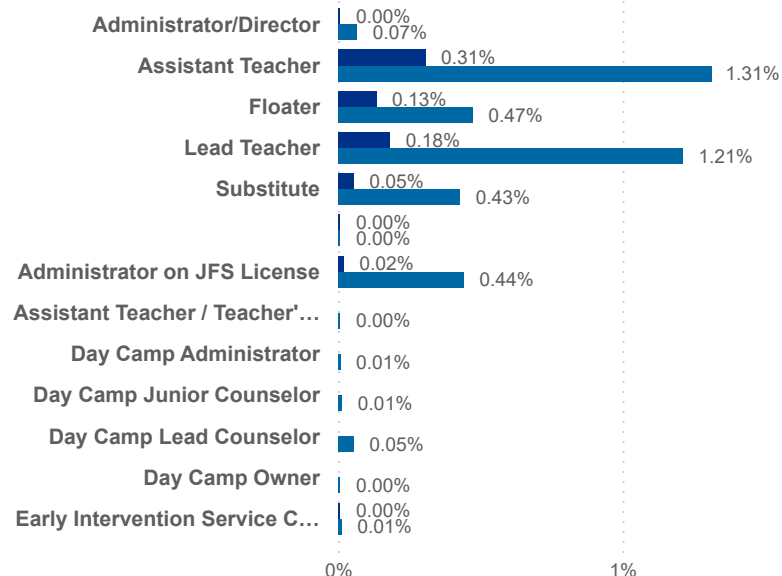
Worker Status: ● Leaver ● Stayer



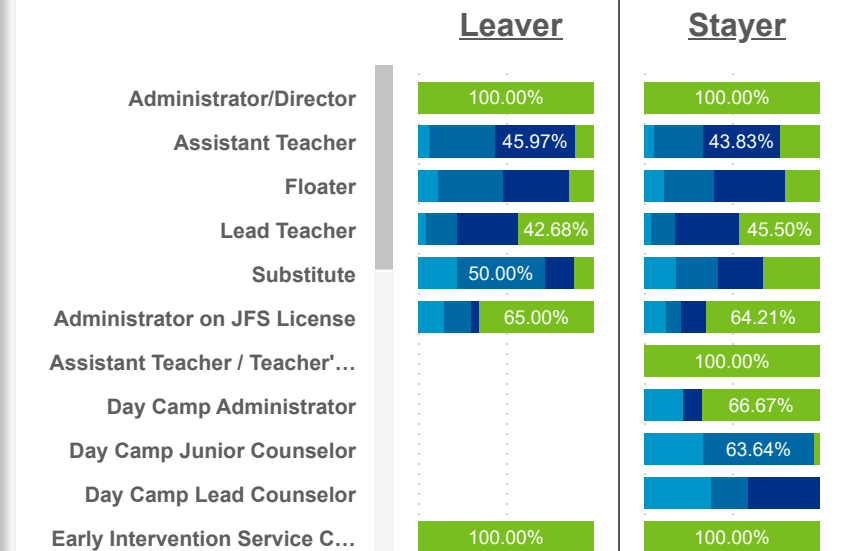
Wage Bands: ● < 10 ● 10 < .. < 11.6 ● 11.6 < .. < 14 ● > 14



Worker Status: ● Leaver ● Stayer



Wage Bands: ● < 10 ● 10 < .. < 11.6 ● 11.6 < .. < 14 ● > 14





Date: 202407 Program Type: All Job Title: All Teacher Age Group: All Education: All TEACH Status: All
 202409 Position Type: All Credential: All TEACH Models: All
 SDA>County: SDA 6 SUTQ Rating: All Total Duration: 0.00 Center Type: All Publicly Funded: All POWER Status: All
 100.00 Beale Code: All Student Age Group: All POWER Levels: All

LEAVER (Avg Career Duration)

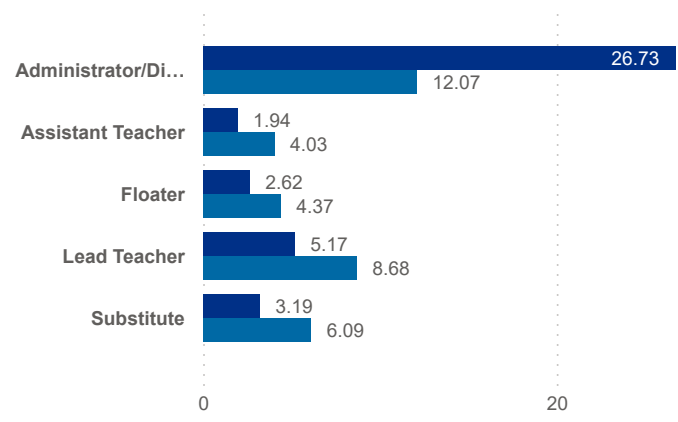
3.66

STAYER (Avg Career Duration)

7.73

Avg Career Duration by Job Title

Worker Status: ● Leaver ● Stayer



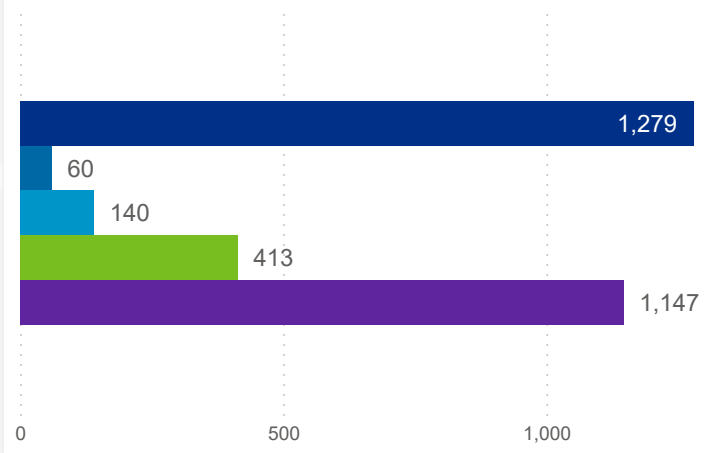
County	Job Title	Longest Serving Profile	\$ / hr	Seniority	Workload	Star Rating (Mean)
Butler	Administrator/Director	1.77		Early	5.64	2.6
Clermont	Administrator/Director	1.84		Early	7.89	2.2
Hamilton	Administrator/Director	1.61		Early	7.25	1.6
Warren	Administrator/Director	1.25		Early	11.66	1.2
Clermont	Administrator/Director	2.95	17.50	Early	5.72	3.0
Hamilton	Administrator/Director	1.02	23.00	Early	5.48	0.0
Hamilton	Administrator/Director	3.09	25.00	Early	10.78	0.0
Hamilton	Administrator/Director	2.14	26.44	Early	7.33	3.0
Hamilton	Administrator/Director	0.14	27.53	Early	2.23	0.0
Clermont	Administrator/Director	3.67	35.00	Early	5.29	0.0

TOTAL STAYER

18,304

Turnover Reasons

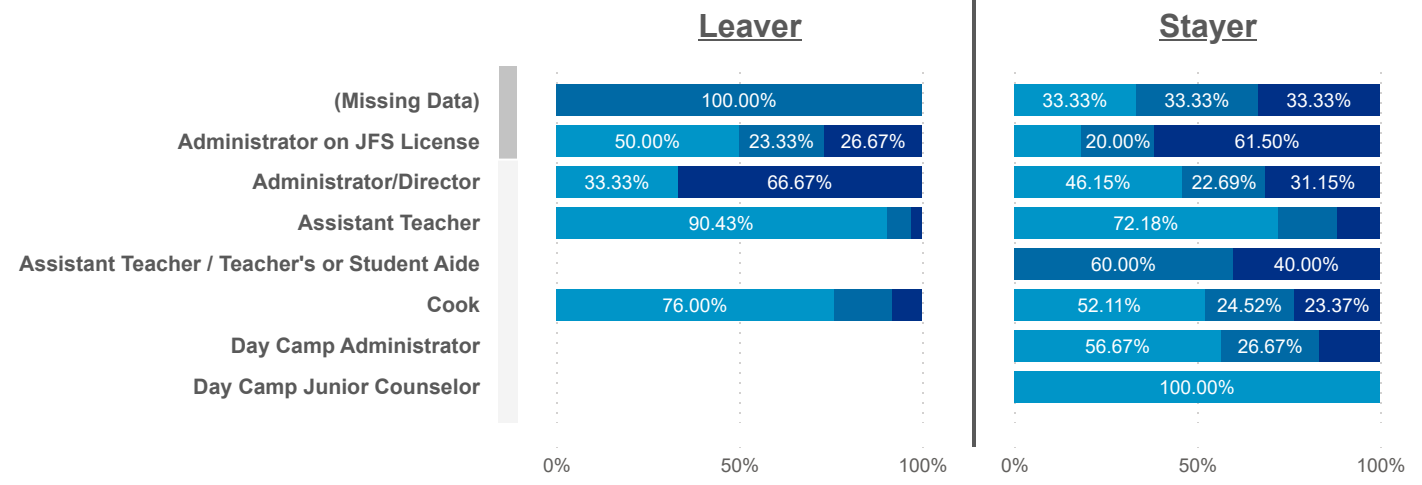
● Churn ● Internal ● Promotion ● Seasonal ● Transfer



STAYER (Promotion)

140

Seniority: ● Early ● Mid ● Senior





Date: Program Type:
 Job Title: Teacher Age Group: Education: TEACH Status:

Date: Position Type:
 SUTQ Rating: Total Duration: Center Type: Publicly Funded: POWER Status:

SDA>County: Beale Code: Student Age Group: POWER Levels:

LEAVER (Avg Career Duration)

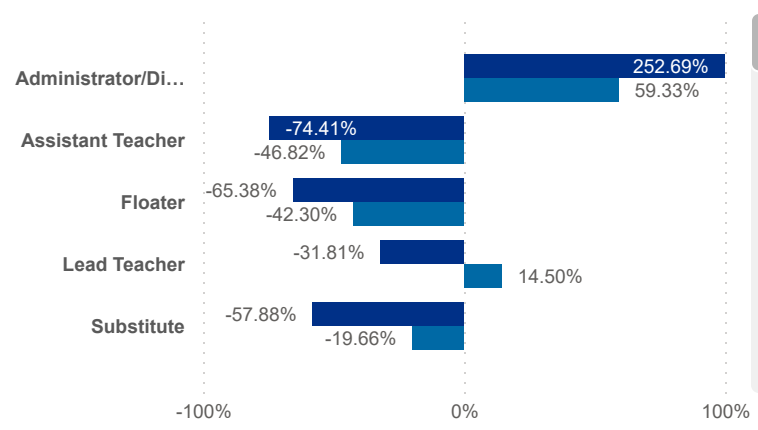
3.66

STAYER (Avg Career Duration)

7.73

Avg Career Duration by Job Title vs Mean

Worker Status: ● Leaver ● Stayer



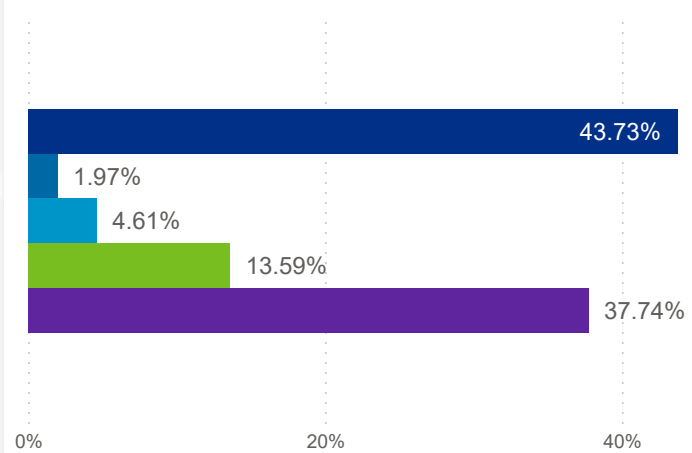
County	Job Title	Longest Serving Profile	\$ / hr	Seniority	Workload	Star Rating (mean)
Hamilton	Assistant Teacher	0.00	10.45	Early	0.00	0.0
Butler	Lead Teacher	0.00	26.90	Early	7.82	0.0
Hamilton	Lead Teacher	0.00	10.45	Senior	0.00	0.0
Hamilton	Administrator on JFS License	0.00	10.45	Senior	0.00	0.0
Hamilton	Program Management Used in Ratio	0.00	12.50	Early	7.25	1.0
Butler	Assistant Teacher	0.01	12.25	Early	8.50	1.0
Hamilton	Assistant Teacher	0.01	15.67	Early	6.23	0.0
Clinton	Assistant Teacher	0.01	19.14	Early	6.47	3.0
Butler	Extracurricular Used in Ratio	0.01	13.50	Early	3.66	1.0
Clermont	HS Senior or Graduate <18	0.01	11.00	Early	5.53	1.0
Clermont	HS Senior or Graduate <18	0.01	12.00	Early	5.53	1.0

TOTAL STAYER

18,304

Turnover Reasons

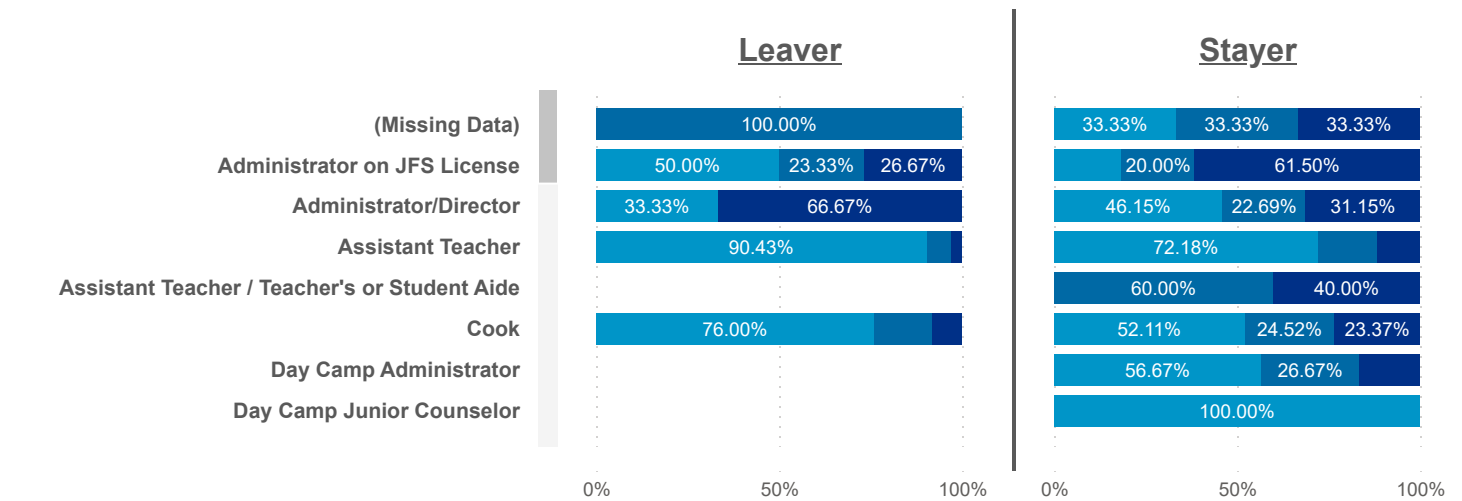
● Churn ● Internal ● Promotion ● Seasonal ● Transfer



STAYER (Promotion)

140

Seniority: ● Early ● Mid ● Senior



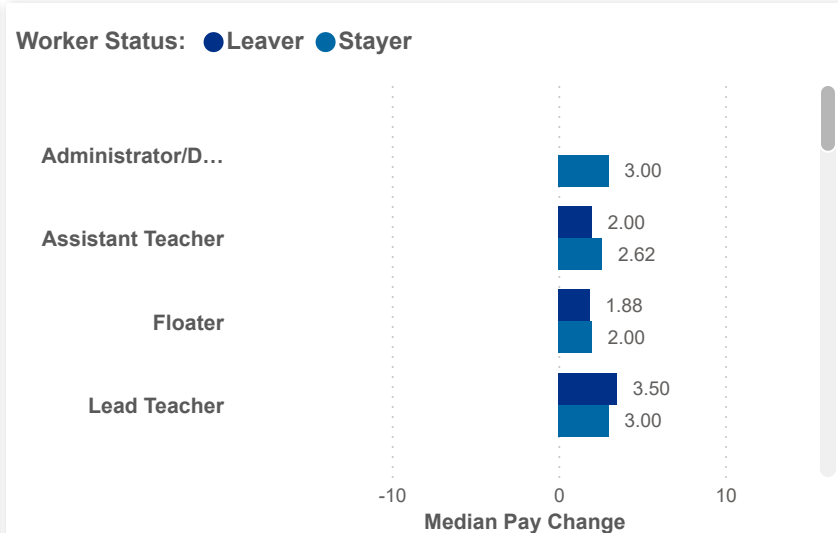
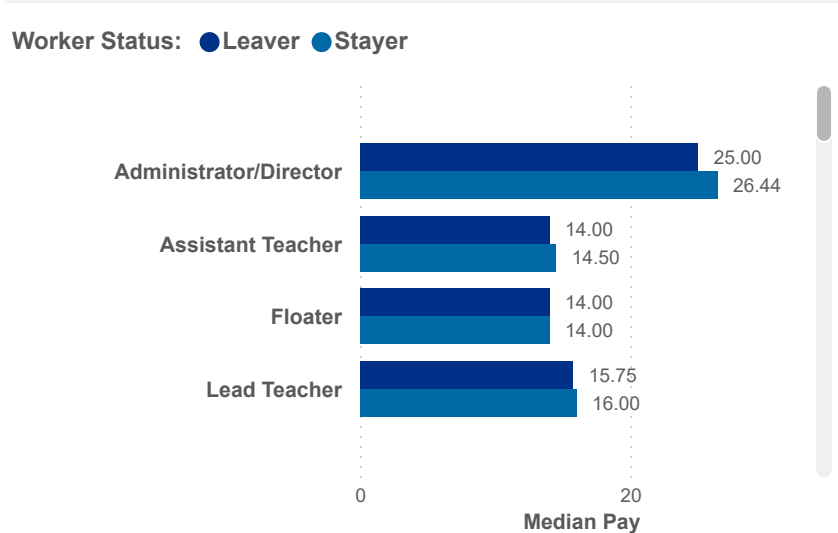
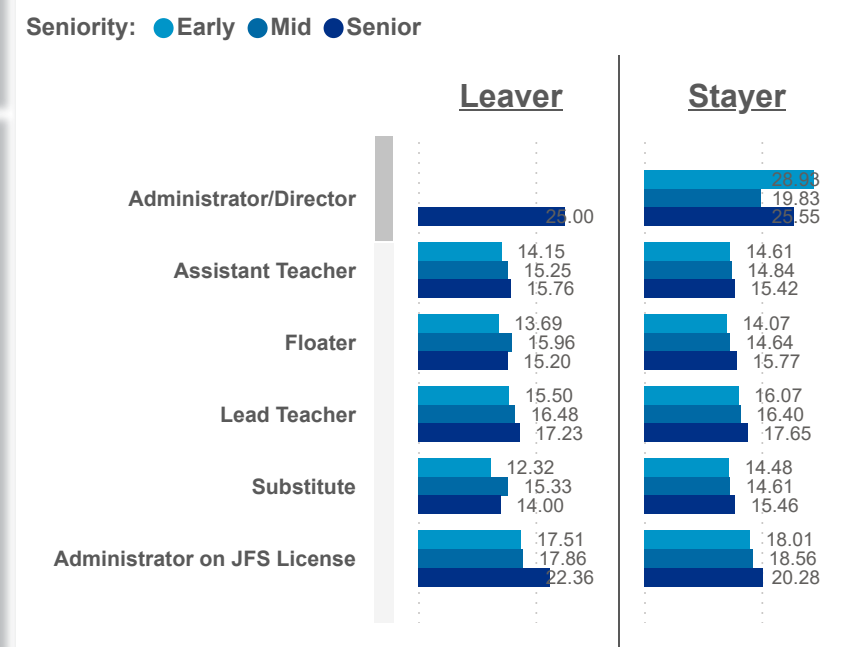
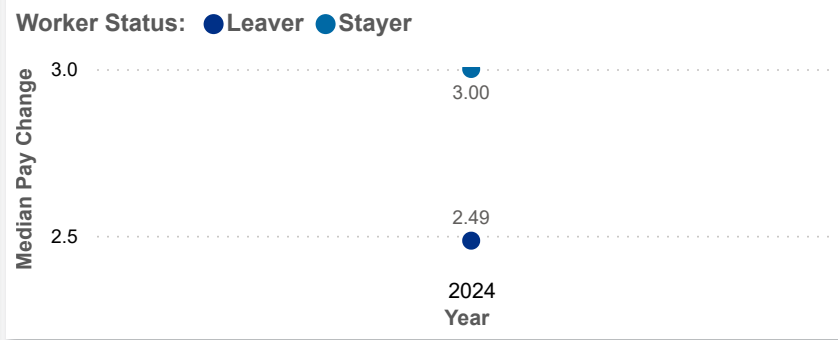
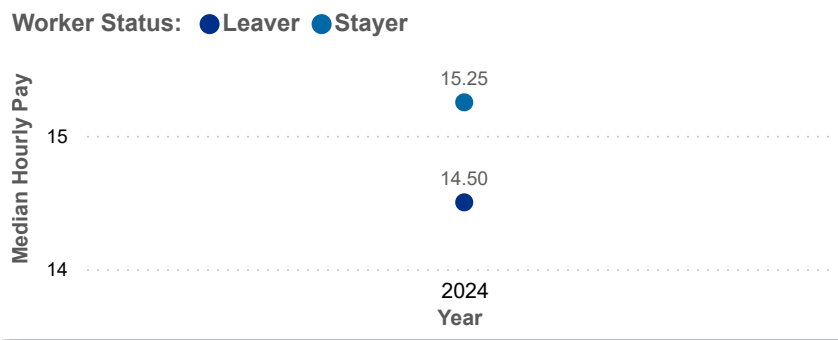
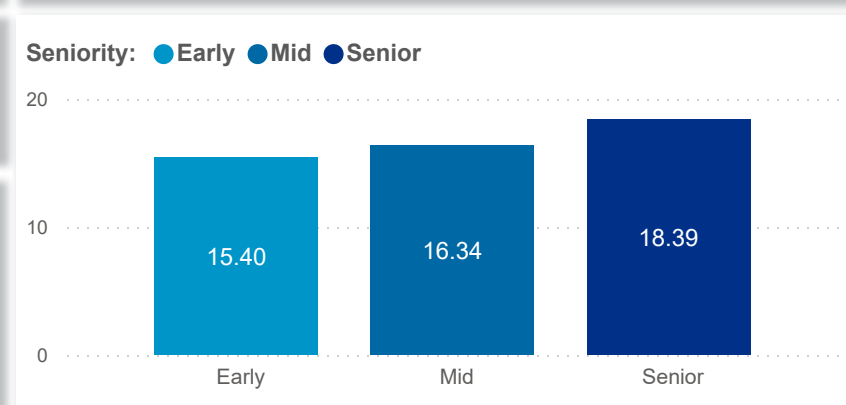


Date: Program Type: Job Title: Teacher Age Group: Education: TEACH Status:
 Position Type: SUTQ Rating: Total Duration: Center Type: Publicly Funded: POWER Status:
 SDA>County: Beale Code: Student Age Group: POWER Levels:

PAY MEDIAN (USD)

PAY PROGRESSION (USD)

PAY & CAREER SENIORITY (USD)





Date: Program Type: Job Title: Teacher Age Group: Education: TEACH Status:
 Position Type: SUTQ Rating: Total Duration: Center Type: Publicly Funded: POWER Status:
 SDA>County: Beale Code: Student Age Group: POWER Levels:

PAY MEDIAN (USD)

LEAVER

14.50

STAYER

15.25

PAY PROGRESSION (USD)

LEAVER

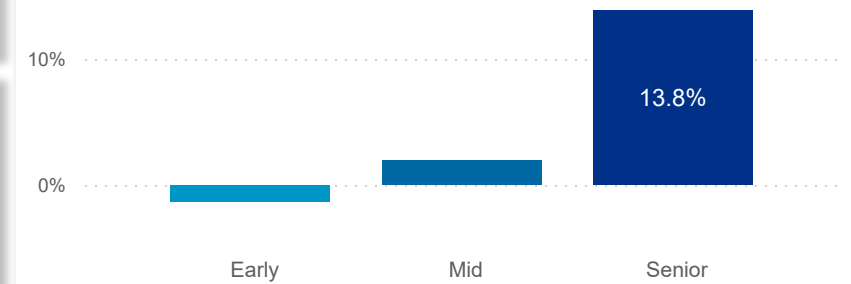
0.58

STAYER

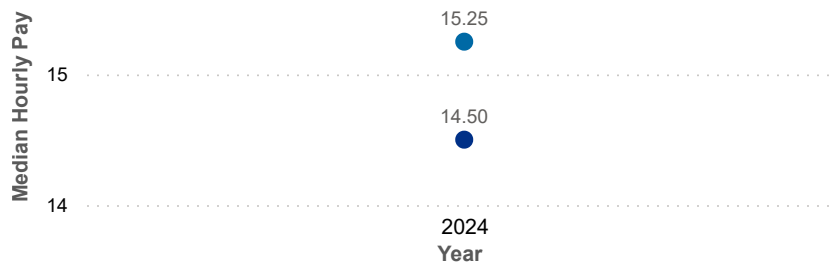
0.92

PAY & CAREER SENIORITY (USD)


Seniority: ● Early ● Mid ● Senior



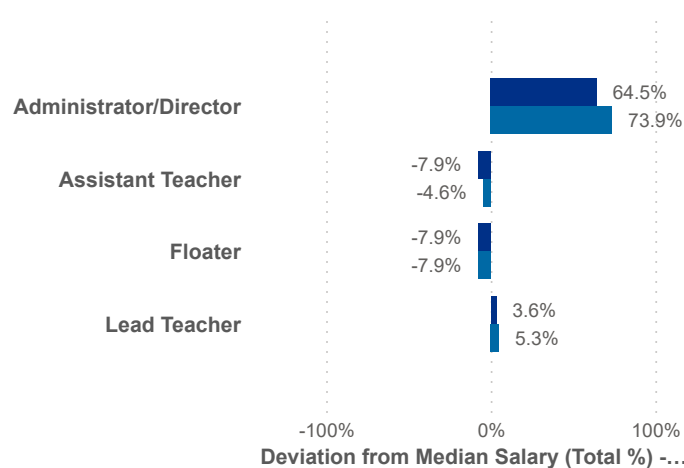
Worker Status: ● Leaver ● Stayer



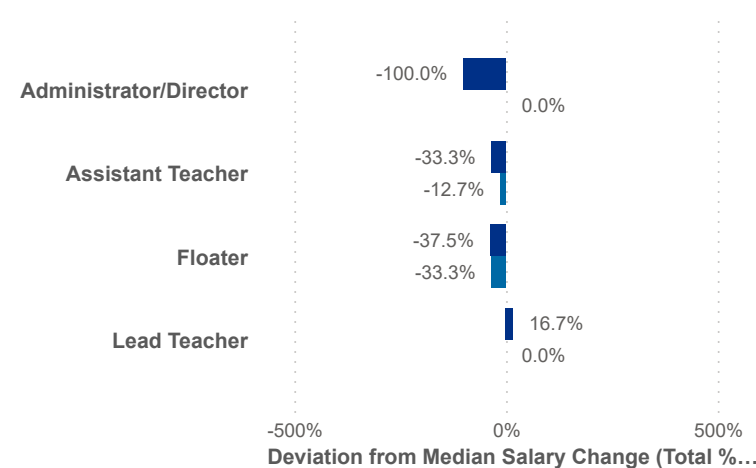
Worker Status: ● Leaver ● Stayer



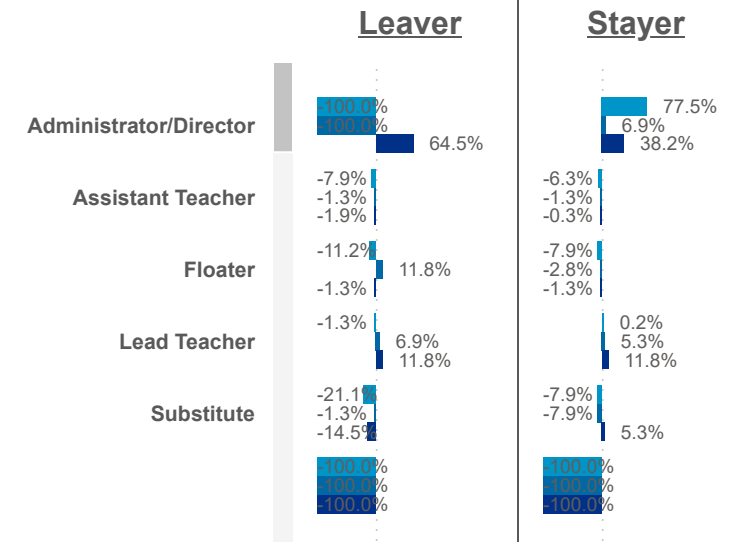
Worker Status: ● Leaver ● Stayer



Worker Status: ● Leaver ● Stayer



Seniority: ● Early ● Mid ● Senior





Date: Program Type:
 Job Title: Teacher Age Group: Education: TEACH Status:

Date: Position Type:
 SUTQ Rating: Total Duration: Center Type: Publicly Funded: POWER Status:

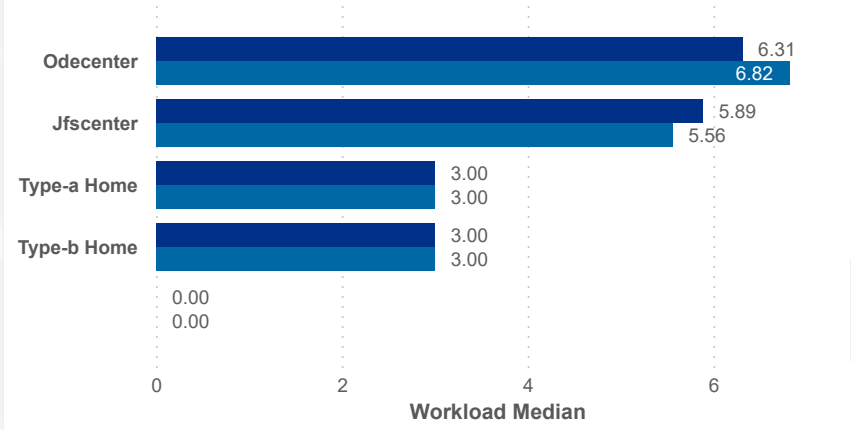
SDA>County: Beale Code: Student Age Group: POWER Levels:

Workload Median (Total)

5.56

Workload Median

Worker status ● Leaver ● Stayer



Workload Median (Leaver)

5.88

Workload Median (Stayer)

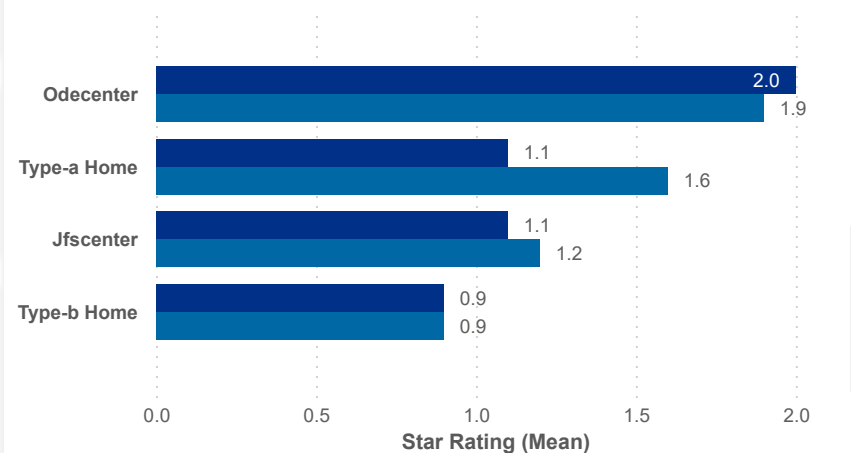
5.56

Star Rating Mean (Total)

1.3

Star Rating Mean

Worker status ● Leaver ● Stayer



Star Rating Mean (Leaver)

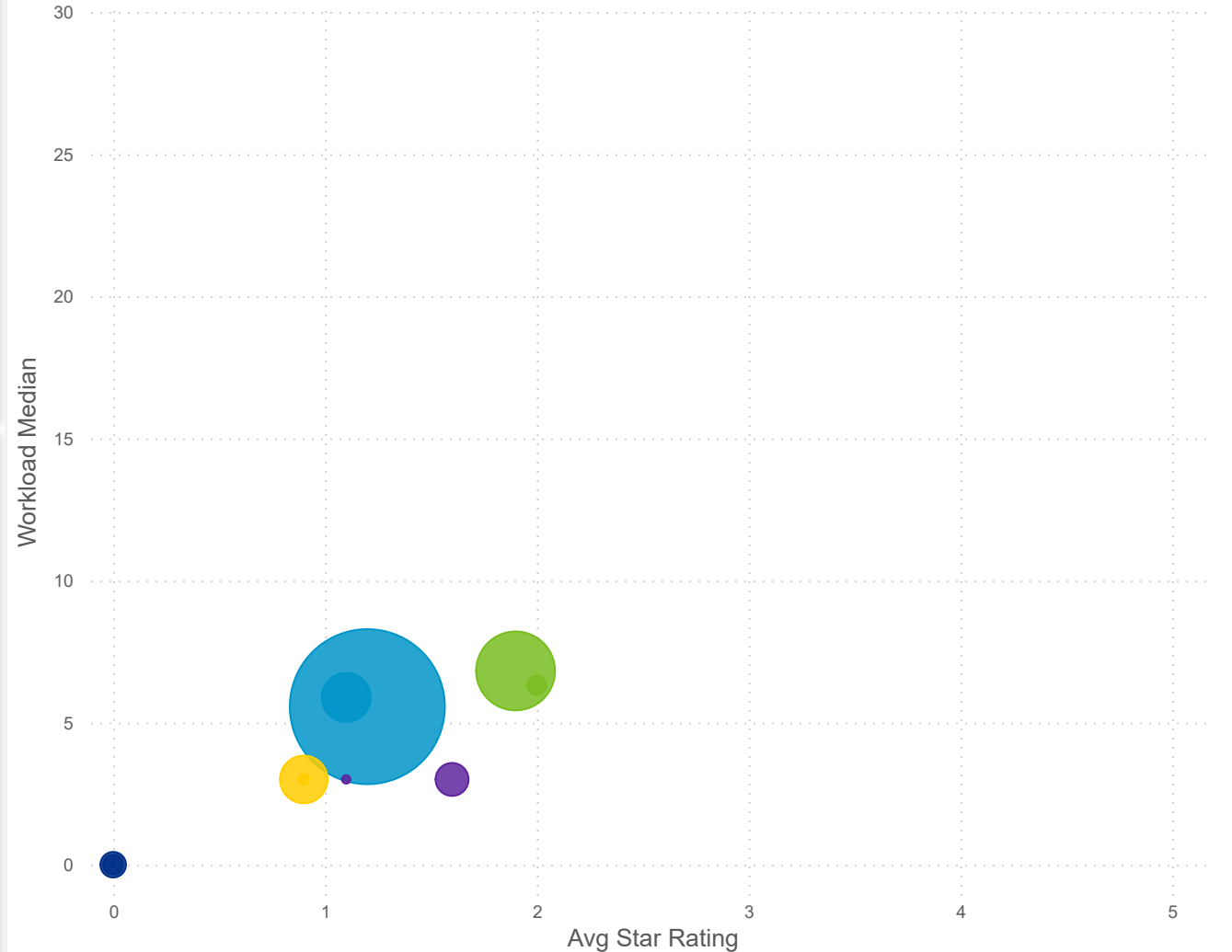
1.2

Star Rating Mean (Stayer)

1.3

Star Rating Mean, Workload Median, and Number of Users by Worker Status and Center Type

Center Type: ● Day Camp ● Inhome Aide ● Jfscenter ● Odecenter ● Type-a Home ● Type-b Home





Date: Program Type:
 Job Title: Teacher Age Group: Education: TEACH Status:

Position Type:
 SUTQ Rating: Total Duration: Center Type: Publicly Funded: POWER Status:

SDA>County: Beale Code: Student Age Group: POWER Levels:

Workload Median (Total)

5.56

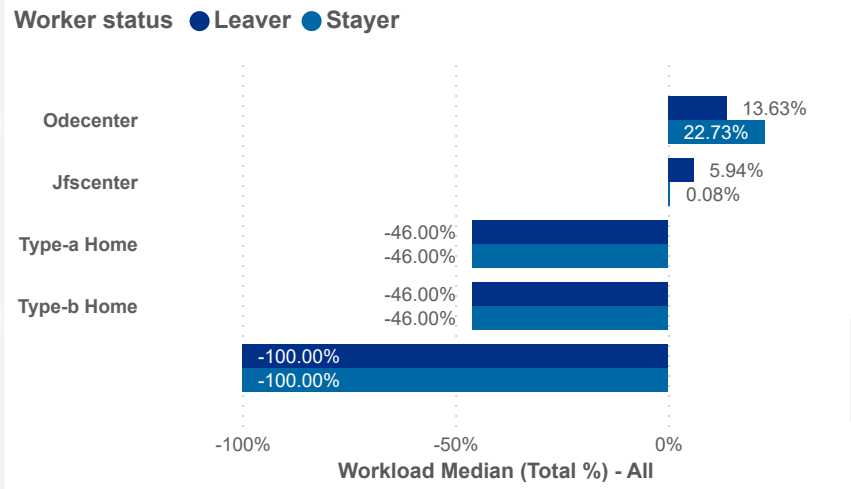
Workload Median (Leaver)

5.88

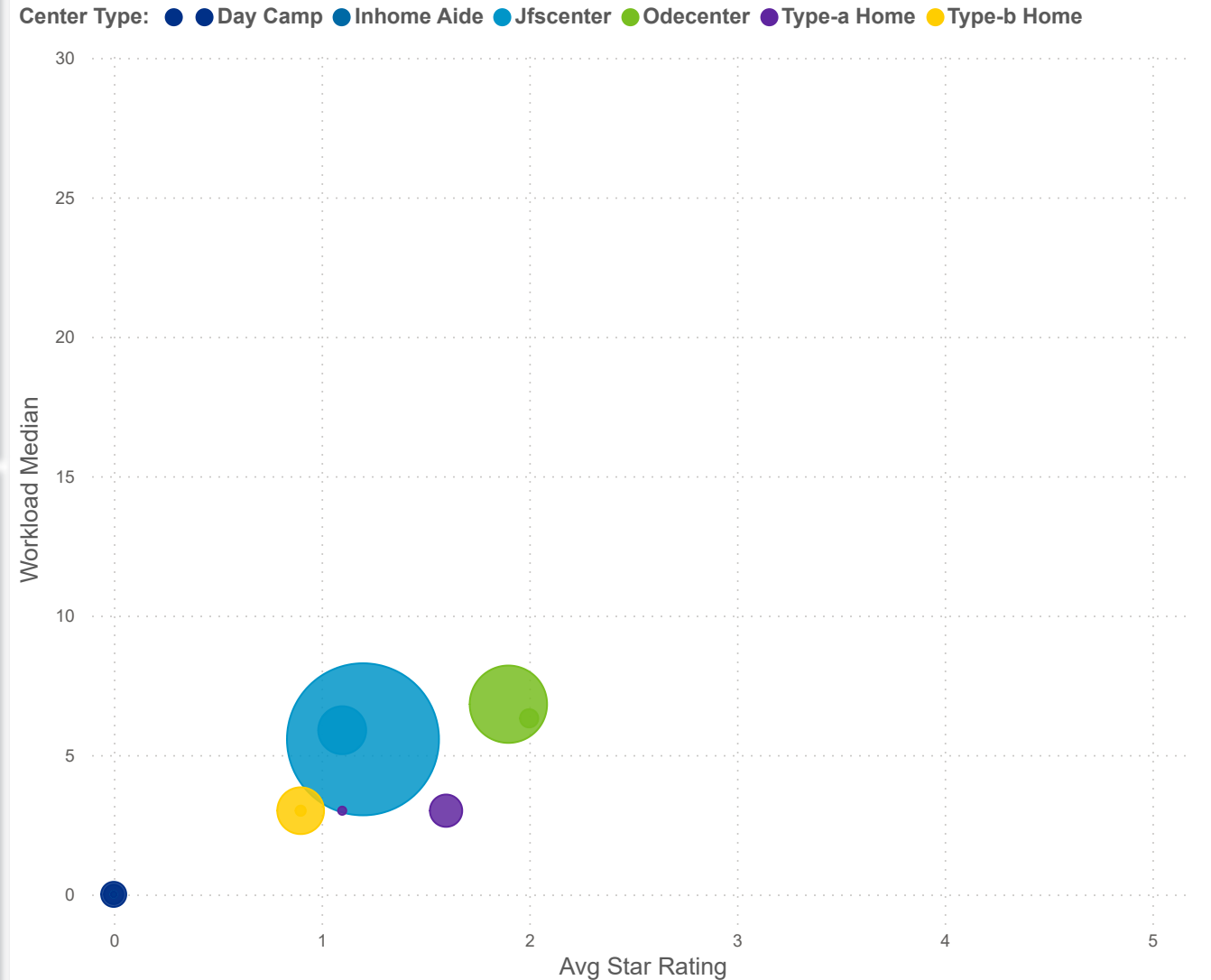
Workload Median (Stayer)

5.56

Workload Median (Total %)



Star Rating Mean, Workload Median, and Number of Users by Worker Status and Center Type



Star Rating Mean (Total)

1.3

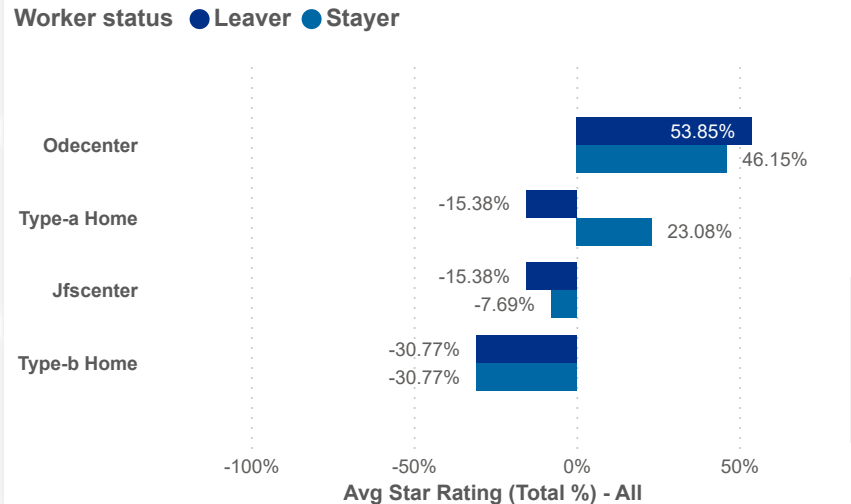
Star Rating Mean (Leaver)

1.2

Star Rating Mean (Stayer)

1.3

Star Rating Mean (Total %)





Date: Program Type: Job Title: Teacher Age Group: Education: TEACH Status:

Position Type: SUTQ Rating: Total Duration: Center Type: Publicly Funded: TEACH Models:

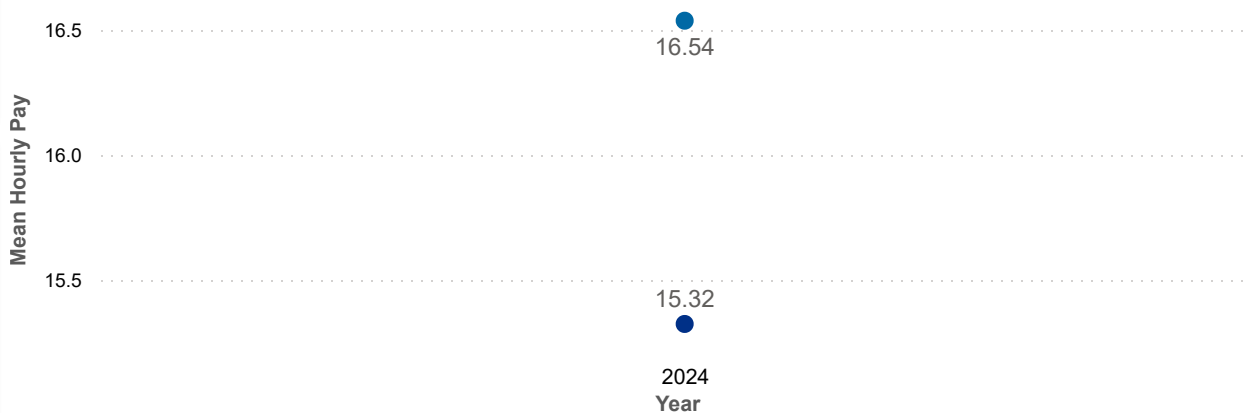
SDA>County: Total Duration: Beale Code: Student Age Group: POWER Status: POWER Levels:

PAY MEAN (USD)

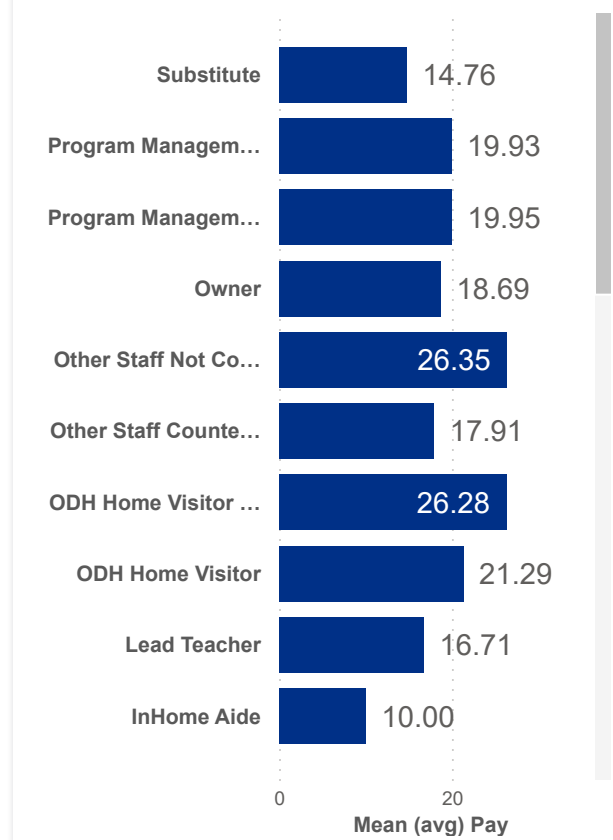
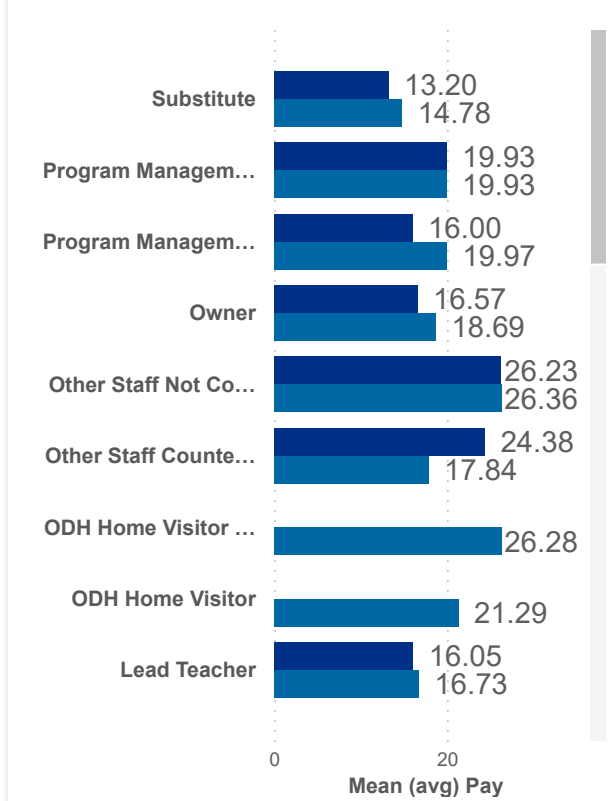
LEAVER	STAYER	COMBINED
15.32	16.54	16.51

Salary Mean by Year and Worker Status

Worker status ● Leaver ● Stayer



Worker ... ● Leaver ● Stayer



Combined Salary Mean by Year and Worker Status

